

How and Why to Manipulate Your Own Agent

Meta-games between Users of Learning Agents

Yoav Kolumbus*

Noam Nisan†

Abstract

We consider strategic settings where several users engage in a repeated online interaction, assisted by regret-minimizing learning agents that repeatedly play a “game” on their behalf. We study the dynamics and average outcomes of the repeated game of the agents, and propose to view it as inducing a “meta-game” between the users. Our main focus is on whether users can benefit in this meta-game from “manipulating” their own agents by misreporting their parameters to them. We formally define the model of these meta-games between the users for general games and analyze the equilibria induced on the users in two classes of games in which the time-average of all regret-minimizing dynamics converge to a single equilibrium.

1 Introduction

This paper deals with the following common type of scenario: several users engage in some strategic online interaction, where each of them is assisted by a learning agent. A typical example is advertisers that compete for advertising slots over some platform. Typically, each of these advertisers enters his key parameters into some advertiser-facing website, and then this website’s “agent” participates on the advertiser’s behalf in a sequence of auctions for ad slots. Often, the platform designer provides this agent as its advertiser-facing user interface. In cases where the platform’s agent does not optimize sufficiently well for the advertiser (but rather, say, for the auctioneer), one would expect some other company to provide a better (for the advertiser) agent.

The basic model for such scenarios is as follows. There is an underlying n -person game that n “software learning agents” will play repeatedly. Some of the parameters of this game, typically the players’ utilities, are private to the n “human users,” and each of these users enters his key parameters into his own software agent. From this point on, these software agents repeatedly play the game on behalf of their users, where each agent aims to optimize the utility of its owner by using some learning algorithm. A typical learning algorithm of this type will have at its core some regret-minimization algorithm [37, 12], such as “multiplicative weights” (see [1] and references therein), “online gradient descent” [74], or some variant of fictitious play [14, 63], such as “follow the perturbed leader” [35, 41].

1.1 Agent Convergence

On an intuitive level, these agents, playing between themselves, each aiming to maximize his owner’s utility, will reach some kind of a game-theoretic equilibrium of the underlying game, and the average utilities of the agents over time will converge to the utilities of this equilibrium. Specifically, while it is known that the dynamics of regret-minimizing algorithms may fail to converge to any equilibrium [38, 7, 60, 6], it is also known that the empirical play statistics of no-regret dynamics do approach what is sometimes called a *coarse correlated equilibrium* [37, 72, 12] (CCE). The notion of coarse correlated equilibria is a generalized weaker notion than the Nash equilibrium¹ and is essentially a formalization of the no-regret property for each agent.

*The Hebrew University of Jerusalem, Israel. Email: yoav.kolumbus@mail.huji.ac.il.

†The Hebrew University of Jerusalem, Israel. Email: noam@cs.huji.ac.il.

¹For games in which there are at most two actions for each player this notion is equivalent to Aumann’s correlated equilibrium [3, 4], but for general games it is a weaker and more general notion.

As the average utilities (over time) of the players depend only on the empirical-play statistics, one would hope that this would suffice for analyzing the utilities of the players. The first difficulty that we encounter is the equilibrium-selection problem: there may typically be multiple CCEs, each giving different utilities for the players, and it is known that for any given CCE there exist regret-minimizing algorithms whose joint dynamics converge to it [52]. The second fundamental problem that we encounter is the issue of convergence of the time average of the empirical play. As we show in Section 4, when there are multiple CCEs, regret minimization does not guarantee that even the time average of the empirical dynamics converges at all to either one of these CCEs.

Theorem 1. *For every finite game in which the set of CCEs is not a singleton and for every pair of distinct CCE distributions in that set, there exist regret-minimizing algorithms for the players whose empirical time-average joint dynamics do not converge at all and oscillate between getting arbitrarily close to each of these two CCEs.*

The main part of this paper does not focus on the problems of convergence and equilibrium selection, but rather on a different issue – that of the users’ reports to their agents – and so we will focus on games that have a single CCE, which implies that it is also a Nash equilibrium. In these cases, we are guaranteed that every tuple of regret-minimizing learning algorithms will indeed approach it, and the players’ average utilities in the long term will be those of this equilibrium. In a companion paper [42] we study auctions that do have multiple CCEs, and the focus there is on identifying the specific equilibria reached by specific classes of regret-minimization algorithms.

1.2 User Reports

So let us now return to our scenario where (human) users report some of their parameters to their (software) agents and the agents repeatedly play the game on their users’ behalf, each aiming to maximize the utility for its own user, according to the parameters reported by the user. Since in the reached equilibrium every agent is best-replying to the others’ behavior, it would seem obvious that each user would maximize his utility by indeed *reporting his true parameters to his own agent*, thus indeed allowing the agent to optimize for the true utilities. On closer inspection, this is not necessarily true: while a user is guaranteed that his agent best-plies to the others’ empirical play (in the sense of having low regret), this play itself of the other agents is dependent on the behavior of our user’s own agent in a complex way according to the dynamics of both the user’s regret-minimizing algorithm and the others’ algorithms.

This is somewhat similar to the situation in classic repeated games: since agents respond to the previous actions of the other players, the “dynamics” do not necessarily give an equilibrium of the underlying single-shot game. In fact, the folk theorem characterizes a wide set of equilibria of the repeated game that can be reached using the correct combination of punishments and rewards that each player uses to affect the others’ behavior (see, e.g., [59]). In some sense, the critical aspect here is a “theory on mind” that players have about each other, understanding how punishments and rewards affect the other players’ play in the equilibrium of the repeated game.

By contrast, in our case, regret-minimizing agents have no “theory of mind” since they are each blindly following their own regret-minimization strategy. In particular, a user’s agent never aims to punish or reward another agent. A user that aims to influence the outcome of the repeated play between regret-minimizing agents must in some sense have a “theory on mind” of regret-minimizing agents, both of his own agent as well as of the other agents. Before we provide general definitions and results, let us proceed with a simple demonstration of how this can be done.

1.3 An Example

We begin by demonstrating our agenda on a simple 2×2 two-person game that has a single mixed Nash equilibrium that is also the unique coarse correlated equilibrium [16] and thus we know that the empirical play statistics of any regret-minimization dynamics will provide, in the limit, the utilities of this equilibrium.

2, -1	-1, 1	\longrightarrow	c , -1	-1, 1
-1, 3	1, -1		-1, d	1, -1

Figure 1: Manipulation in the 2×2 game example analyzed in Section 1.3. Left: the payoff matrix of the true game. Right: the manipulated payoffs that the players provide to their learning agents. The row player selects the parameter c and the column player selects the parameter d .

Our example will be the following variant of matching pennies, where one of the utilities for each player is changed from the standard value of 1 to another value, as shown in Figure 1 (left).

A standard analysis will show that the single mixed Nash equilibrium of this game is where the row player plays the top row with probability $p = 2/3$ (and plays the bottom row with probability $1 - p = 1/3$), and the column player plays the left column with probability $q = 2/5$ (and the right column with probability $1 - q = 3/5$). Calculating the utilities of the two players in this equilibrium gives us $u_1 = 1/5$ for the row player, and $u_2 = 1/3$ for the column player. Running a (typical) simulation of multiplicative-weights learning agents that repeatedly play this game against each other, we observe the dynamics shown in Figure 2a. As is well known [38, 7, 60], and as we can clearly see, there is no convergence in the behavior of the agents. However, if we write down the empirical probabilities of play of each of the four combinations of the players' strategies (as shown in Figure 2b) we get (close to) the Nash equilibrium probabilities, as theoretically expected [16].²

We now get to our point where the utility of each player is private to him (at least partially). In our example, suppose that the constants 2 and 3 in the game description are private to the two users, respectively, and that each learning agent gets the value of the parameter (c and d , respectively) from their owners. After each agent gets its own parameter, the two agents then engage in repeated play. In this play, each agent minimizes regret for its owner *in the game with the parameters that were given to it* (rather than the true parameters that are known only to the users), as shown in Figure 1 (right).

Now we ask ourselves, what *should* the human players do in order to maximize their utility? The degree of freedom that each of them has is the parameter that he enters into his agent. What parameter should, say, the row player report to his agent so as to maximize his expected utility over the whole run of the learning agents? It would seem natural to assume that entering the true value, in our case 2, should be the best possible: after all, the agent is optimizing for the value entered into it, and so the row player should give his agent the correct thing to optimize for. This intuition is false, however! Suppose that the row player reports, e.g., $c = 1$ as his parameter to his learning agent (and suppose that the column player sticks to the truth, $d = 3$). When the two agents now repeatedly play against each other they reach (in the limit empirical distribution sense) the Nash equilibrium of the game with these values of the parameters that, as one may calculate, is $p = 2/3$, $q = 1/2$. The utility of the row player, whose true value is $c = 2$, in this resulting distribution is $u_1 = 1/3$, which is greater than his “truth-telling” utility of $1/5$ as we have seen above.³

²There are two reasons for not reaching exactly the Nash equilibrium. First, as our simulations are only for a finite number of steps and with a finite step size, the multiplicative-weights algorithm does not fully minimize regret but only nearly so, and thus only leads to a near-equilibrium. Second, as the algorithm is randomized there is an expected stochastic error. These error terms are theoretically of an order of magnitude of $O(1/\sqrt{T})$, where T is the number of rounds, which fits the observed deviations in our simulation for $T = 50,000$ rounds.

³This improvement is even more puzzling when we take a closer look: in the Nash equilibrium of the original game, the row player has mixed between his two pure strategies, implying that they both give him the same utility. Thus, the only way that our row agent can improve his utility is by first causing the column player's agent to change its distribution of play, and only then it could take advantage of this change. The column player's agent's behavior, however, does not depend directly on the row player's utilities! The solution is that there is an indirect dependence that goes through the actual play of the row agent. Taking advantage of this indirect dependence obviously requires understanding the “theory of mind” of the column agent's algorithm. In our case, as the row user understands that the agents' dynamics will reach the Nash equilibrium of the *declared game*, he can manipulate the parameter that he gives to his agent so as to indirectly cause an increase in q , the probability that the column agent plays the first column, an action that the row player finds favorable.

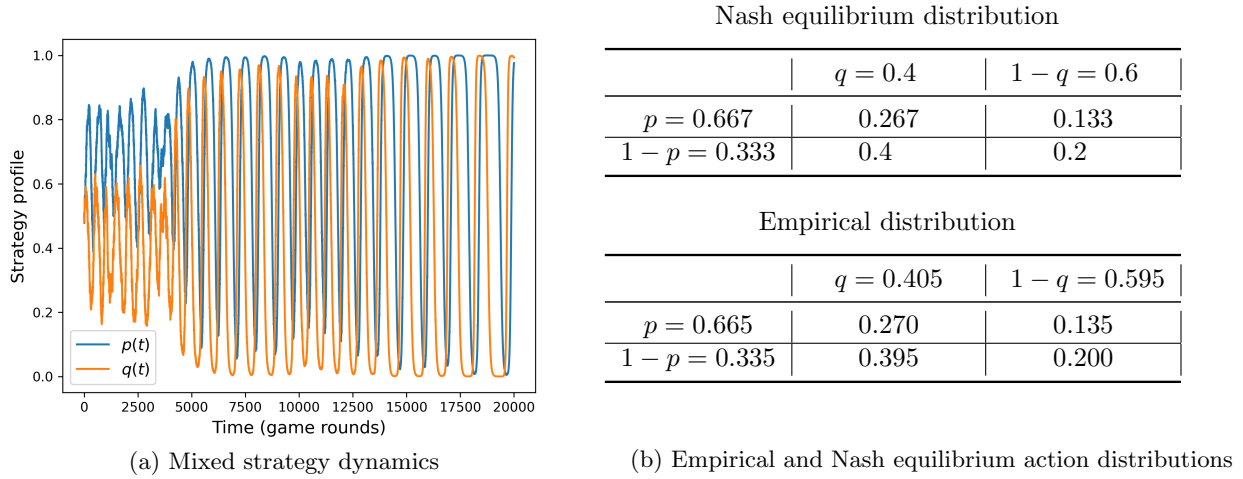


Figure 2: Dynamics and payoffs in the game shown in Figure 1. Left: Dynamics of multiplicative-weights agents in the game with the true parameters $c = 2, d = 3$. Right: The Nash equilibrium distribution and the empirical action distribution from simulations of multiplicative-weights agents.

Just as the row player can gain by misreporting his utility to his agent, the column player can also do so. Had the column player declared $d = 1$ (now with the row player declaring the truth $c = 2$), his utility would have increased to $u_2 = 2/5$. Had they both manipulated their “bids” and declared $c = 1, d = 1$ to their respective agents, then both would have benefited relative to the truth, getting utilities of $u_1 = 1/4, u_2 = 1/2$. In general, we see that we get a “meta-game” between the human users, where each of them enters a parameter into his agent, and then each gets a utility. Even before fully formalizing this notion of the meta-game, let us look for an “equilibrium.” For which *declarations* c, d will neither of the two players wish to unilaterally change his declaration (where the *true* utilities are still set to $c = 2, d = 3$ in our example)? It turns out that this happens with the declarations $c = 3, d = 1/3$, in which case the equilibrium is $p = 2/5$ and $q = 1/3$. The utilities of the two players (according to the true game parameters) in this distribution are $u_1 = 1/5$ and $u_2 = 1/3$. Surprisingly, these are the same utilities that our human players obtained when telling the truth. As we will see below this is not a coincidence.

We provide the full details of the analysis of this example and further simulations of its dynamics in Appendix B, but let us now formally define our meta-game.

1.4 The Meta-Game Model

We define the “meta-game” between “users” (“players”) in terms of the outcomes of the repeated games that their agents play on their behalf. In our definition, all that we formally need from these agents is that they repeatedly interact with each other, where at each point in time each agent’s algorithm has observed the past play of all agents in all previous time steps, and then needs to determine its own next action based on this information (and the parameters given by its owner). Intuitively, however, we are thinking of agents that aim to maximize some utility for their owner, specifically regret-minimizing agents.

Definition 1. A *user-agent meta-game* has the following ingredients.

- **Users and Agents:** We have n “human” users, each with his fixed “software” learning agent.
- **Agent Strategy Spaces** A_1, \dots, A_n : The agents “play” against each other for a period of T steps, where in each step $t = 1, \dots, T$ each agent i plays an action $a_i^t \in A_i$ and then gets as feedback the actual play of all the agents $\mathbf{a}^t = (a_1^t, \dots, a_n^t)$.
- **User Parameter Spaces** P_1, \dots, P_n : Each user i inputs a “declaration” $p_i \in P_i$ into his own agent.
- **Agent Utility Functions** u_1, \dots, u_n : The utility function of agent i is $u_i : P_i \times A_1 \times \dots \times A_n \rightarrow \mathcal{R}$. At each step t , each agent i gets a utility of $u_i(p_i, \mathbf{a}^t)$, where p_i is the parameter given to it by its user. Our agents aim to maximize this utility.

- **User True Types** s_1, \dots, s_n : Each user has a “true” type $s_i \in P_i$ that describes the true utility of the user. The utility of user i when his true type is s_i , and when each user j declares $p_j \in P_j$ to his agent, is $U_i(s_i, p_1, \dots, p_n) = (\sum_{t=1}^T u_i(s_i, \mathbf{a}^t))/T$, where for each $t = 1, \dots, T$, \mathbf{a}^t is the vector of actions played by the agents at step t , as defined above. If the agents are randomized, then this expression is actually a random variable, and we define U_i to be its expectation.
- **The User Meta-Game**: Fixing the true parameters (s_1, \dots, s_n) , we get an n -person game between the users, where user i ’s strategy space is P_i and his utility is $U_i(s_i, \cdot)$.

This definition is formally defined for any fixed tuple of learning algorithms and fixed “horizon” T and for any such the ensuing meta-game may be directly studied by simulations. In order to proceed and theoretically study this meta-game as the horizon T goes to ∞ , we would require a setting where it is possible to theoretically analyze the utilities of the resulting dynamics both for the true types (parameters) s_i and for possible deviations $p_i \neq s_i$. As explained above, the theoretical analysis in this paper concerns all regret-minimizing algorithms, in the “limit” $T \rightarrow \infty$, as we will restrict ourselves to cases where the agents’ game converges to a single CCE.

For the games studied we will start with basic questions like what is the best reply of a player to another player in the meta-game, and then proceed to more advanced questions, specifically, in which cases is the truth $p_i = s_i$ a best reply in the meta-game, and when this is not the case what is the Nash equilibrium of the meta-game.

Definition 2. We call a user-agent meta-game manipulation-free if the truth-telling declaration profile, i.e., all users declaring $p_i = s_i$, is a Nash equilibrium of the meta-game.⁴

1.5 Results for 2x2 Games

In our analysis of 2×2 games we start with the strategically simplest ones where some player has a dominant strategy; in the generic case, the other player then has a strict best reply, and the game is solvable by iterative elimination of dominated strategies and has a single pure Nash equilibrium. Such games are often called “dominance solvable.” An example of such a game is given in Figure 3b. It is not difficult to see that any dynamics of regret-minimizing learning agents playing such a game will converge to the pure equilibrium, since the agent with the dominant strategy will quickly learn to only play its dominating strategy, and then the second agent will quickly learn to best-reply to that. A similar conclusion is obtained from the different viewpoint that in dominance-solvable games the unique Nash equilibrium is the only CCE distribution (see Section 5.2).

It may thus seem intuitive that the users will not have incentives to manipulate their agents; however, it turns out that this intuition is false, and even these simple games exhibit interesting phenomena of user-agent meta-games. We show in Section 5 that the player with the dominant strategy may in fact have profitable manipulations for his agent (i.e., have gains higher than those obtained in his dominant-strategy outcome!), and demonstrate that the meta-game of such games has an ϵ -equilibrium that reaches a cooperative outcome, when such exists, i.e., an outcome that Pareto dominates the Nash equilibrium outcome that is obtained with truthful declarations.

We then continue with slightly more complex games, in which there is a single mixed Nash equilibrium and no pure equilibrium. The prototypical example is matching pennies, a generalization of which was depicted in Figure 1 (left) and studied in Section 1.3 above. In these games, often called fully-mixed games, the unique Nash equilibrium is also the unique coarse correlated equilibrium [53, 16], and thus the dynamics of regret-minimizing agents will approach this equilibrium. We focus on a sub-family of fully-mixed games called “opposing-interests games” that includes many games that are similar to matching pennies, including the game shown in Figure 1 (left) that was studied as our motivating example. While in our example we fixed a simple parameter space where c was the single parameter of the first player and d the single parameter of the second, our results

⁴This definition is for a fixed game that is defined by the true parameters s_1, \dots, s_n (but in the context of given parameter spaces P_1, \dots, P_n). One may also naturally look at the family of games for all possible s_1, \dots, s_n and discuss truthfulness in the sense used in mechanism design [57], but we leave this for further followup work.

apply to a wide range of natural parameter spaces (as defined in Section 5) that contain in particular those where any one of the four utilities of each player in the game is a parameter that the player can manipulate. The following theorem characterizes the equilibrium that is obtained in the meta-game, and the utilities obtained in it. As mentioned, this analysis is for the “limit” meta-game and holds for every pair of regret-minimizing agents.

Theorem 2. *In opposing-interests 2×2 games with a natural parameter space, the utility obtained by each of the two players in a (mixed) equilibrium of the meta-game is the same as the utility obtained when both play the truth in the meta-game.*

It thus turns out that in this type of games the players do have incentives to unilaterally manipulate their agents, but in a meta-game equilibrium they cannot “cooperate” in the sense of improving their utilities. This is in contrast to the situation in dominance-solvable games. Additionally, we characterize the cases where these games are “manipulation-free” (see Definition 2).

Theorem 3. *An opposing interests 2×2 game with a natural parameter space is manipulation-free if and only if its Nash equilibrium is symmetric under player permutations (i.e., the same equilibrium distribution is obtained when player indices are switched).*

For further details see Section 5. Theorem 2 showed that even when the game is not manipulation free, the meta-game equilibrium outcome in these games is equivalent to the truthful one. Still, manipulation-free games are arguably simpler for the human users, in the sense that no user has an incentive to deviate from the truthful report in the first place. In a companion paper [42] we show an interesting example of manipulation-freeness in auctions (which we analyze for a specific class of regret-minimization dynamics). We show that, surprisingly, in the first-price auction the users prefer to submit truthful reports to their agents, while in the second-price auction users have incentives to manipulate their own agents by submitting non-truthful reports.

1.6 Cournot Competition Games

The second class of games that we consider are the classic Cournot competition games [21, 50] with linear demand functions and linear production costs. These games are contained in a class of games called “socially concave games” that were identified by [29], who showed that the time-average distribution of any regret-minimization dynamics converges to the unique Nash equilibrium of the game, and so we can confidently analyze the utilities obtained in the meta-game.

We consider a game between two firms that are competing for buyers by controlling the quantity that each of them produces. There is a demand function that specifies the market price for any given total quantity produced. In our case we assume that the demand function is linear; i.e., if the two firms produce quantities q_1 and q_2 respectively then the market price will be $a - b \cdot (q_1 + q_2)$, where a and b are commonly known positive constants. The private parameter that each firm will have is its production costs, which we also assume are linear; i.e., firm i ’s cost to produce quantity q_i is exactly $c_i \cdot q_i$, where $0 \leq c_i \leq a$ is privately known to the firm i . The utility of firm 1 is given by $u_1(q_1, q_2) = q_1 \cdot (a - b \cdot (q_1 + q_2) - c_1)$; similarly, $u_2(q_1, q_2) = q_2 \cdot (a - b \cdot (q_1 + q_2) - c_2)$.

As a running example we will consider the case where $a = b = 1$ and $c_1 = c_2 = 1/2$, for which the standard analysis yields that in equilibrium each player produces the quantity $q_i = 1/6$, the price is thus $2/3$, and the utility of each player is $1/36$.

We now turn to look at the meta-game in which each player reports his cost to his own agent, and then the agents repeatedly play the declared game. That is, each player i reports a declared cost $0 \leq x_i \leq a$ in the parameter space and then the agents reach the equilibria with the *declared* costs. It turns out that in our example firm 1’s best-reply to firm 2’s true cost is $x_1 = 3/8$, rather than the truth $c_1 = 1/2$, which increases its utility (calculated, of course, according to the true costs) to $1/32 > 1/36$. That is, the firm under-represents its production costs to its own agent, causing the agent to over-produce. While this over-production by itself hurts our user (the firm), the benefit is that our user – as opposed to its automated learning agent – understands that this

aggressive declaration will lead to a reduction in the production of the other firm’s agent, making up, and more, for the revenue loss from its own over-production.

Analyzing the equilibrium of the meta-game, as we do in Section 6, one obtains that the equilibrium of the meta-game is with declarations $x_1 = x_2 = 2/5$, rather than the truthful declarations $c_1 = c_2 = 1/2$. That is, the two players under-represent their production costs to their agents, causing them to over-produce, where each of them produces a quantity $q_i = 1/5$, which is strictly higher than the production of $1/6$ obtained in the equilibrium of the truthful game. In the equilibrium of the meta-game the utility of each of the two players drops to $1/50$, which is significantly less than the original utility of $1/36$. We see that the players are locked here in a sort of a prisoners’ dilemma where each of them benefits from a unilateral deviation from the truth, but when they both do it, they both suffer losses.

It turns out that these comparative statics generalize as long as both players keep producing a non-zero quantity in the meta-game equilibrium. In some cases, which we explicitly describe in Section 6, the player with lower costs can under-represent his costs in a sufficiently extreme way so as to drive the other player completely out of the market. In such cases the quantity produced by this single player is still larger than the total quantity produced by both players when they play the truth in the meta-game, but the utility of the player who remains in the market increases. We also completely characterize the rather limited set of cases where the meta-game is manipulation-free. We believe that similar results extend to an arbitrary number of players but have not formally verified it.

Theorem 4. (1) *In any two-player linear Cournot competition with linear production costs, the total quantity produced in the equilibrium of the meta-game is greater than or equal to the total quantity produced when the players play the truth in the meta-game, and the price is thus lower.* (2) *If both players continue to produce a non-zero quantity in the meta-game equilibrium then their utilities are less than or equal to their utilities when both play the truth in the meta-game. If, on the other hand, one of the players does not produce in the meta-game equilibrium, then the utility of the producing player is greater than or equal to his utility when both play the truth in the meta-game.*

Theorem 5. *In a two-player linear Cournot competition with linear production costs, the meta-game is manipulation-free if and only if either (at least) one of the players has zero production when both play the truth in the meta-game or if both players have zero production costs, $c_i = 0$.*

2 Further Related Work

Regret minimization in repeated strategic interactions and in online decision problems has been extensively studied in the literatures of game theory, machine learning, and optimization. Early regret-minimization algorithms were related to the notion of fictitious play [14, 63] (a.k.a. “follow the leader”), which in its basic form does not guarantee low regret, but its smoothed variants, such as “follow the perturbed leader” (FTPL) [35, 40, 41, 33] and “follow the regularized leader” (FTRL) [64], are known to guarantee adversarial regret of $O(\sqrt{T})$ in T decision periods; for more recent advances along these lines see, e.g., [69, 51, 23]. Other common approaches to regret-based learning are the “multiplicative-weights” algorithm, which has been developed and studied in many variants (see [1] and references therein, and see [19, 22, 61] for results on more advanced variants of this algorithm), and the family of algorithms that are based on the regret-matching approach that has been well studied in several settings (see [38] and references therein). Similar ideas of regret minimization apply both in settings in which players observe full feedback on their past actions and forgone actions (the experts-advice setting) and in the multi-armed-bandit setting, where feedback is available only for the actions that were selected, and in which variants of multiplicative weights (such as EXP-3 [2, 44]) have been developed. For a broad discussion and for further references on regret-minimization dynamics, see [38] and [18].

Our work formalizes the meta-game played by users of regret-minimizing learning algorithms, and asks whether and when users can benefit from manipulating their own agents. The notion of the meta-game that considers the incentives of users of learning agents (which are induced by the

dynamics of their agents) is, to our knowledge, a new concept, and there is no prior analysis. In a companion paper [42], we discuss one natural application of our meta-game model in auctions, where we analyze the dynamics and outcomes of repeated auctions played between regret-minimizing agents of a specific class that includes many natural algorithms such as multiplicative weights. We show in that paper that surprisingly, in the meta-game induced between the users of such agents, the second-price auction loses its incentive compatibility property, while the first-price auction becomes incentive compatible. In the present paper we focus on formally defining the meta-game model for general settings and analyzing the basic properties of meta-games between the users when the agents are general no-regret learners.

In a broader context, our work is related to a research area that can be called “strategic considerations in machine-learning systems,” with a growing body of work at the intersection of machine learning, algorithmic game theory and artificial intelligence that addresses this topic from different angles, including learning from strategic data [15, 36, 20, 27, 34, 47, 32], Stackelberg games [31, 11], security games [56, 55, 30], and recommendation systems [70, 9]. More closely related works are [26, 13], which deal with optimization against regret-minimizing agents. The possibility of obtaining increased gains when playing against a no-regret algorithm that is studied in these works is conceptually close to our work. A basic difference, however, is that these works consider a single optimizer facing a no-regret algorithm – settings which induce optimization problems, rather than a game – whereas we study a meta-game that is induced on the users by their learning agents’ dynamics, and in which all users can reason about the strategies of their peers. Additionally, in the meta-game a user does not need to select the actual step-by-step actions in the repeated game, but instead chooses the declaration to pass as input to the automated agent, while the direct optimization over the action space of the game is performed only by the agents.

Finally, the idea that inputting a “wrong” reward function into a learning algorithm (i.e., an “intrinsic” reward that is different from the true utility) can in some cases improve actual outcomes has been long known in the AI literature in the context of reinforcement learning [67, 66, 68, 8, 43]. Specifically, and closer to our context, in Markov games [49] it has been shown that the dynamics of reinforcement learners with certain intrinsic reward functions can lead to cooperative outcomes with improved actual utility to all the agents playing the game [5, 46, 39, 28]. This literature, however, does not consider the users of these agents and their incentives; in this context, our work raises questions on the strategic stability of such multi-agent systems: How should rational users choose to design their learning agents, and will they use such intrinsic rewards? Would cooperative outcomes remain strategically stable? Or would some users prefer to deviate? We view the analysis of meta-games of Markov games with reinforcement-learning agents as a natural and interesting extension of our meta-game model, but we leave this for future work, and focus in the present paper on repeated games with regret-minimizing agents.

3 Preliminaries

We consider repeated-game settings, in which the same group of automated agents repeatedly play a fixed finite game with bounded utilities on behalf of their users, with one agent per user. We focus on learning agents that are implemented as regret-minimization algorithms. The (external) regret of player i at time T , given a history of play $(\mathbf{a}^1, \dots, \mathbf{a}^T)$, is defined as the difference between the optimal utility from using a fixed action in hindsight and the actual utility: $R_i^T = \max_a \sum_{t=1}^T u_i(a, \mathbf{a}_{-i}^t) - \sum_{t=1}^T u_i(a_i^t, \mathbf{a}_{-i}^t)$, where a_i^t is the action of player i at time t and \mathbf{a}_{-i}^t denotes the action profile of the other players at time t . As usual, regret-minimization algorithms are stochastic, and whenever we talk about the limit behavior, we consider a sequence of algorithms with $T \rightarrow \infty$ and with probability approaching 1. An agent i is said to be “regret minimizing” if $R_i^T/T \rightarrow 0$ almost surely as $T \rightarrow \infty$.

We use the following notation to describe the empirical distributions of the dynamics. We denote by Δ the space of probability distributions over action profiles, by $\mathbf{p}_t^T \in \Delta$ the empirical distribution of actions after t rounds in a sequence of $T \geq t$ repetitions of the game, and by $p_t^T(\mathbf{a})$ the empirical frequency of an action profile \mathbf{a} at the end of round t of the repeated game.

4 Convergence of Regret-Minimizing Agents

It is well known that the regret-minimization property ensures that the inequalities that define the CCE condition are all satisfied for the empirical time-average utilities over T steps to within a diminishing error term. This implies that, in Δ (the space of probability distributions over the agents' joint actions), the empirical joint-action distribution, \mathbf{p}_t^T , must get arbitrarily close to the *polytope of CCE distributions*.⁵ One may hope that the empirical distribution converges to some specific CCE, \mathbf{p}^* , and even be encouraged by the many known examples (starting with the matching pennies game, or with the example shown in Figure 2 above) in which, even though the mixed strategies of the players do not converge, the time average of the empirical-play dynamics does converge to a specific CCE [10, 7, 6].

However, not only is this hope not always justified [65], but our result stated in Theorem 1 shows that whenever there is more than a single CCE no convergence is guaranteed. Not only may regret-minimization dynamics not converge at all, but even the time averages of the action distribution and utilities may keep changing over time.

Thus, the only types of games in which the question of convergence is resolved for general regret-minimizing agents are games in which the CCE is unique; in these games, regret-minimization dynamics must converge to the single CCE, whereas in all other types of games, additional, more specific information on the agents' algorithms is required in order to analyze their convergence properties and the outcomes of their dynamics.

Before proceeding to the proof of Theorem 1, we need to formally define what notions of convergence we are looking at. We propose the following definitions of convergence as general and concrete notions that are compatible with the standard models of regret-minimization algorithms that focus on algorithms ALG^T , each of which is targeted to a fixed time horizon T , and looks at a sequence of such algorithms as⁶ $T \rightarrow \infty$.

The first notion of convergence that we consider is the one closest to the definition of the regret-minimization property. As mentioned above, the dynamics of regret-minimizing agents approach the set of coarse correlated equilibria in the space of utilities. The following definition deals with the space of distributions over joint action profiles.

Definition 3. *The dynamics approach a set $S \subseteq \Delta$ of distributions if for every $\epsilon > 0$ there exists $T_0(\epsilon)$ such that for every $T > T_0$ with probability at least $1 - \epsilon$ it holds that $\inf_{\mathbf{p} \in S} |\mathbf{p}_T^T - \mathbf{p}| < \epsilon$.*

The next definition describes a different property of the dynamics. Basically, this property means that after a sufficiently long time, the distribution of the empirical play stabilizes and does not change much. Notice that this property allows for having different outcomes for different values of T , or even for different instances of the dynamics with the same algorithms and the same T .

Definition 4. *The dynamics are self-convergent if for every $\epsilon > 0$ there exists $T_0(\epsilon)$ such that for every $T > T_0$ with probability at least $1 - \epsilon$ it holds that for every $\epsilon T < t \leq T$, $|\mathbf{p}_t^T - \mathbf{p}_T^T| < \epsilon$.*

Finally, the following definition describes convergence to a single distribution. This definition will be useful in our analysis of meta-games of games with a single CCE, in which the dynamics must converge to that CCE, and so the expected payoffs can be derived analytically.⁷

Definition 5. *The dynamics converge to a distribution $\mathbf{p} \in \Delta$ if for every $\epsilon > 0$ there exists $T_0(\epsilon)$ such that for every $T > T_0$ with probability at least $1 - \epsilon$ it holds that for every $\epsilon T < t \leq T$, $|\mathbf{p}_t^T - \mathbf{p}| < \epsilon$.*

It is not difficult to see that the above definition of convergence to a distribution is equivalent to the combination of the first two definitions shown above, as follows.

⁵This follows directly from the compactness of the space of distributions, assuming that utilities are bounded.

⁶An alternative formalism would consider a single algorithm with an infinite horizon, as in [7, 6], and look at its intermediate results at different times T . We prefer following the fixed-horizon formalism as it is the most commonly used one and since in the infinite-horizon definitions one must have an appropriately decreasing "update parameter."

⁷This definition would correspond to convergence to \mathbf{p} almost surely in the infinite-horizon model.

Observation 1. *The dynamics converge to the distribution \mathbf{p} if and only if the dynamics are self-convergent and approach the unit set $\{\mathbf{p}\} \subset \Delta$.*

Theorem 1, which considers Definition 5 of convergence, shows that in any game with more than a single CCE there exist regret-minimizing algorithms for the players whose empirical time-average joint dynamics do not converge at all. The proof of the theorem is deferred to Appendix A. The proof takes as a starting point the fact that for any CCE in any game there exist regret minimization dynamics that converge to it. To establish convergence to a specific CCE, as in [52], we look at dynamics in which all agents play according to a schedule that yields that CCE as its time average, and in any case of deviation by any subset of the other players, the algorithms divert to playing a standard regret-minimization algorithm in the remaining time. The idea of the proof of Theorem 1 is that instead of using an action schedule that converges to a single CCE, we construct dynamics that alternate between two such schedules, and show that if this alternation slows down as a sufficient rate, the time average oscillates between arbitrarily approaching each of the two pre-determined CCEs, while the regret-minimization property of each agent is preserved.

5 Analysis of 2x2 Games

5.1 Preliminaries

The general form of 2×2 games is given in Figure 3a. We start with the (well-known) observation, that in 2×2 games the set of correlated equilibria and the set of coarse correlated equilibria coincide, since in these games every fixed mapping of the actions is also a fixed action. In our discussion in this section we use the terminology of coarse correlated equilibria to emphasize that we consider standard regret-minimization algorithms (those that guarantee low *external* regret). We specify this observation to clarify that the reader can think of correlated or coarse correlated equilibria interchangeably in this context. The structures of the sets of coarse correlated equilibria of 2×2 games are characterized by the best reply structure of the game [16]. In games with multiple coarse correlated equilibria, regret-minimization dynamics may reach different outcomes that depend on the details of the regret-minimization algorithms that are implemented. Furthermore, as we show in Section 4, when there is more than a single coarse correlated equilibrium, regret-minimization dynamics may not converge at all. To study the basic properties of user-agent meta-games with any types of regret-minimizing agents, we focus here on games in which there is a single coarse correlated equilibrium, and so the question of the convergence of the time average of the dynamics and the question of equilibrium selection become clear.

We continue with two technical observations that will be useful for our proofs in this section. These observations are formalizations of standard calculations for 2×2 games, according to the notation presented in Figure 3a. The first observation specifies the utilities of the players in any mixed strategy profile (p, q) , and the second observation shows the expressions for (p, q) in a mixed Nash equilibrium, when such exists in the game. The proofs of these observations are straightforward and can be found in Appendix B.1.

Observation 2. *Consider a 2×2 game as presented in Figure 3a. If the players play a mixed strategy profile (p, q) , i.e., both players mix their pure strategies such that the row player plays the top row w.p. $p \in [0, 1]$ and the column player plays the left column w.p. $q \in [0, 1]$, then the expected utilities u_1 of the row player and u_2 of the column player are given by $u_1 = pq(A_1 - C_1 + D_1 - B_1) + p(B_1 - D_1) + q(C_1 - D_1) + D_1$ and $u_2 = pq(A_2 - B_2 + D_2 - C_2) + p(B_2 - D_2) + q(C_2 - D_2) + D_2$.*

Observation 3. *The mixed Nash equilibrium profile (p, q) of a 2×2 game (as presented in Figure 3a), if such exists, is given by $p = \frac{D_2 - C_2}{A_2 - B_2 + D_2 - C_2}$, $q = \frac{D_1 - B_1}{A_1 - C_1 + D_1 - B_1}$.*

5.2 Dominance-solvable games

In our analysis of 2×2 games we start with the strategically simplest ones where some player has a dominant strategy. In the generic case, the other player then has a strict best response, and the

	q	$1 - q$	
p	A_1, A_2	B_1, B_2	
$1 - p$	C_1, C_2	D_1, D_2	

(a) Generic 2×2 game

$c=1, d=3$	3, 4
2, 2	4, 1

(b) Dominance-solvable game

Figure 3

game is thus solvable by iterative elimination of dominated strategies and has a single pure Nash equilibrium. Such games are often called “dominance solvable.” For completeness, we give here the definition of a dominance-solvable game.

Definition 6. *A game is called dominance solvable if there exists an order of iterated elimination of strictly dominated strategies that leads to a single strategy profile (the unique Nash equilibrium).*

An example of such a game is given in Figure 3b. It is not difficult to see that any dynamics by regret-minimizing learning agents playing such a game will converge to the pure equilibrium, since the agent with the dominant strategy will learn to play only its dominating strategy, regardless of the actions of the second agent, and then the second agent will learn to best-reply to that. Formally, the time average of regret-minimization dynamics must converge to the (unique) Nash equilibrium since it is also the unique CCE. The proof of the following lemma is in Appendix B.3.

Lemma 1. *In dominance-solvable 2×2 games the only CCE is the unique pure Nash equilibrium.*

This simple analysis also shows that no profitable manipulation is possible by the other player: since the agent of the player with the dominant strategy can indeed learn to play it whatever the other player does, the other player can do no better than to best-reply to the dominant strategy.

It may also seem intuitive that the player with the dominant strategy can have no profitable manipulation as well, but this turns out to be false. Consider the game depicted in Figure 3b, in which the row player has a dominant strategy to play the bottom row. The unique pure Nash equilibrium of this game gives the row player utility $u_1 = 2$. If the row player declares instead of the true $c = 1$ a value of, say, $c = 5$, then the (declared) game has a unique mixed Nash equilibrium with $p = 1/2$ and $q = 1/4$, giving the row player a utility of $u_1 = 3$. Declaring an even higher value $c \rightarrow \infty$ will decrease $q \rightarrow 0$, leading to the utility increasing $u_1 \rightarrow 3.5$.

Once the row player has manipulated his input, the column player may also beneficially do so. The meta-game does not literally have a Nash equilibrium (as the strategy spaces of the players are a continuum and no continuity of utility is guaranteed), but, as the reader can verify, using Observations 2 and 3, it has an ϵ -equilibrium⁸ for any $\epsilon > 0$: as $c \rightarrow \infty$ and $d = 4 - \delta$ with $\delta > 0$ and $\delta \rightarrow 0$. In this case $p \rightarrow 1$ and $q \rightarrow 0$, leading to an ϵ -equilibrium with utilities $u_1 \rightarrow 3$, $u_2 \rightarrow 4$.

Notice that the outcome in this ϵ -equilibrium of the meta-game strictly Pareto-dominates the Nash equilibrium of the original game, and thus we may say that the players managed to reach a cooperative outcome. The logic behind this cooperation is that the player with the dominant strategy is given the opportunity to take the point of view of a Stackelberg game where he goes first and the other player best-responds to his strategy (although the actual meta-game is not sequential). If the dominated strategy is the preferable strategy in the Stackelberg game, as it is in our example, then a manipulation can approach it.

5.3 Opposing-interests games

The next class of games for which we analyze the meta-games between users that use regret-minimizing agents are games with a single mixed Nash equilibrium and no pure strategy equilibrium. These games, often called “fully-mixed,” or “completely-mixed” games, have been extensively studied in the literature, with the prototypical example being the matching pennies game. As mentioned,

⁸Where no player can gain more than ϵ by deviating.

in such games the dynamics of any regret-minimizing learning agents will approach the unique mixed Nash equilibrium in the sense of the time-average empirical distribution of play, since as shown in [53, 16] this is the only coarse correlated equilibrium in the game. We focus on a sub-family called *opposing-interests* games, where the first player gets higher utilities along the main diagonal than he gets along the other, and the opposite is true for the second player. I.e., if $A_1, D_1 > B_1, C_1$ and $A_2, D_2 < B_2, C_2$, or vice versa, i.e., all inequalities are reversed. This subset of fully-mixed games includes many games that are similar to matching pennies, and specifically includes all constant-sum games that are fully mixed.

An example of such a game was studied in Section 1.3 and shown in Figure 1 (left). The example shows how each one of the players has profitable manipulations of the parameter declarations for his own agent, and that the meta-game has a unique equilibrium in which both players use non-truthful declarations. Interestingly, however, the utilities that the users obtain in this non-truthful equilibrium of the meta-game are equal to those obtained in the Nash equilibrium of the game with the true parameters. The full details of the analysis of this example, as well as simulations of the dynamics in this game under several parameter declaration profiles, can be found in Appendix B.2. In the example we considered a simple parameter space for the declarations of the players, where c was the single parameter of the first player and d the single parameter of the second. Our results apply, however, to a wide range of natural parameter spaces (as defined below) that contain in particular those where any one of the four utilities of each player in the game is a parameter that the player can manipulate.

Theorem 2 characterizes the equilibrium of the meta-game, and the utilities obtained in it when the players use any types of regret-minimizing agents. The proof of the theorem first shows that both players will strictly prefer to use declarations that lead to a (“manipulated”) game between the agents that is a fully mixed game, and then the proof characterizes the declaration profiles that form equilibria of the meta-game and shows that all such equilibria lead to the same utilities as those obtained in the truthful Nash equilibrium.

Before we proceed to the proof of Theorem 2, let us start with the formal definition of a natural parameter space in which the users select their parameter declarations to their learning agents, and with examples of such natural parameter spaces.

Definition 7. A parameter space $P \subseteq \mathcal{R}^4$ of the row player in a 2×2 game with (true) row-player parameters (A_1, B_1, C_1, D_1) is called *natural* if it has the following properties.

1. (Sufficient generality) The parameter space induces all possible values on the column’s mixed strategy; i.e., for every $0 < q < 1$, there exists a declaration profile $(A'_1, B'_1, C'_1, D'_1) \in P$ such that $q \cdot A'_1 + (1 - q) \cdot B'_1 = q \cdot C'_1 + (1 - q) \cdot D'_1$.
2. (Analyzability) For every $(A'_1, B'_1, C'_1, D'_1) \in P$ either the best-replies to pure strategies do not change, i.e., $\text{sign}(A_1 - C_1) = \text{sign}(A'_1 - C'_1)$, and $\text{sign}(B_1 - D_1) = \text{sign}(B'_1 - D'_1)$, or the player has a dominant strategy, i.e., $\text{sign}(A'_1 - C'_1) = \text{sign}(B'_1 - D'_1) \neq 0$.

where $\text{sign}(x) = 1$ if $x > 0$, $\text{sign}(x) = -1$ if $x < 0$, and $\text{sign}(x) = 0$ if $x = 0$,

The parameter space for the column player is called *natural* in a similar manner, and the whole parameter space of the game is called *natural* if it is natural for both players.

The following lemmas show examples of natural parameter spaces for opposing-interests games. The first example describes user manipulations that include all or any subset of the agent’s utilities, as long as the best-reply structure of the game is conserved, and the second example includes arbitrary manipulations of any single parameter by each user. The proofs are in Appendix B.4.

Lemma 2. For every opposing-interests game and every choice of a non-empty subset of the four parameters for each player, the parameter space where the non-chosen parameters are fixed to their true values and the chosen parameters are arbitrary as long as they conserve best-replies to pure strategies (i.e., for the row player $\text{sign}(A_1 - C_1) = \text{sign}(A'_1 - C'_1)$ and $\text{sign}(B_1 - D_1) = \text{sign}(B'_1 - D'_1)$, and for the column player $\text{sign}(A_2 - B_2) = \text{sign}(A'_2 - B'_2)$ and $\text{sign}(C_2 - D_2) = \text{sign}(C'_2 - D'_2)$) is a natural parameter space.

Lemma 3. *For every opposing-interests game and every choice of one of the parameters of each player, the parameter space where three parameters are fixed to the true values and the fourth parameter is arbitrary (except for exactly being equal to another parameter) is a natural parameter space.*

To prove Theorem 2, we consider the following restatement of the theorem.

Theorem. *(Restatement of Theorem 2): In any 2×2 game with opposing interests and a natural parameter space, the Nash equilibrium of the meta-game is essentially unique. That is, there is a unique strategy profile $(p, q) \in (0, 1)^2$ such that every Nash equilibrium of the meta-game induces (p, q) as a unique Nash equilibrium of the agents' game. The utility of each player in that equilibrium is equal to the utility of the player when all players enter their true values into their agents.*

Proof. Consider any opposing-interests 2×2 game with a natural parameter space and with true utilities (A_1, B_1, C_1, D_1) of the row player and (A_2, B_2, C_2, D_2) of the column player (see Figure 3a) and assume w.l.o.g. that $A_1 > B_1, C_1$ and $D_1 > B_1, C_1$ and $B_2 > A_2, D_2$ and $C_2 > A_2, D_2$, i.e., that the row player has higher utilities on the main diagonal of the game utility matrix and the column player has higher utilities off the diagonal.

A natural parameter space allows players to declare parameters that lead to one of the following cases: (a) no player changes the signs of his best-replies, or (b) one or both players declare parameters such that their agents have dominant strategies in the game with the declared parameters. We argue that (b) cannot be the case in a Nash equilibrium of the meta-game. If, for example, the row player declares a dominant strategy to his agent, say to play the top row, then the best-reply of the column player would be to declare the right column as a dominant strategy to his agent. However, this is not a Nash equilibrium of the meta-game since in this declaration profile the row player has utility B_1 and so he would prefer to change strategy to any mixed strategy $0 \leq p < 1$ to obtain utility $pB_1 + (1 - p)D_1 > B_1$. A similar argument holds for any other dominant strategy declaration.

Thus, in a Nash equilibrium of the meta-game the players do not declare dominant strategies for their agents; i.e., the strategy of the row player in a Nash equilibrium of the meta-game is to declare parameters that induce $q \in (0, 1)$, and the strategy of the column player in a Nash equilibrium of the meta-game is to declare parameters that induce $p \in (0, 1)$. This also implies that in a Nash equilibrium of the meta-game no player reverses any of the directions of his best-replies in the game, and therefore the game with the declared parameters still has a single mixed Nash equilibrium to which the regret-minimizing agents converge, and so the utilities of the players in the meta-game can be analytically derived. The utilities of the two players when the agents converge to such a mixed strategy profile (p, q) are, by Observation 2,

$$\begin{aligned} u_1 &= pq(A_1 - C_1 + D_1 - B_1) + p(B_1 - D_1) + q(C_1 - D_1) + D_1 \\ u_2 &= pq(A_2 - B_2 + D_2 - C_2) + p(B_2 - D_2) + q(C_2 - D_2) + D_2. \end{aligned}$$

Since p is a function of only the column player's (player 2's) declared parameters and the true game parameters, and q is a function of only the row player's (player 1's) parameters and the true game parameters, and in a natural parameter space the row player can choose parameters to induce any $q \in (0, 1)$, and the column player can similarly choose parameters to induce any $p \in (0, 1)$, we can think of q of the Nash equilibrium of the agents' game as (essentially) the strategy of the row player, and similarly, of p as (essentially) the strategy of the column player. Thus, the condition for a Nash equilibrium in the meta-game is $\frac{\partial u_1}{\partial q} = \frac{\partial u_2}{\partial p} = 0$.

Hence, the strategy profile (p, q) in any Nash equilibrium of the meta-game is

$$p = \frac{D_1 - C_1}{A_1 - B_1 + D_1 - C_1}, \quad q = \frac{D_2 - B_2}{A_2 - B_2 + D_2 - C_2}.$$

Next, we calculate the utilities in an equilibrium of the meta-game and compare them with the utilities of the Nash equilibrium of the game with the true parameters. By substituting the unique (p, q) Nash equilibrium profile of the meta-game into the equations of the utilities shown above, we get that the utilities in any Nash equilibrium of the meta-game are

$$u_1 = \frac{(D_1 - C_1)(B_1 - D_1)}{A_1 - C_1 + D_1 - B_1} + D_1, \quad u_2 = \frac{(D_2 - C_2)(B_2 - D_2)}{A_2 - B_2 + D_2 - C_2} + D_2.$$

The Nash equilibrium strategy profile of the game with the true parameters is (by Observation 3)

$$p^{NE} = \frac{D_2 - C_2}{A_2 - B_2 + D_2 - C_2}, \quad q^{NE} = \frac{D_1 - B_1}{A_1 - C_1 + D_1 - B_1},$$

and the Nash equilibrium utilities of the game with the true parameters are

$$u_1^{NE} = \frac{(D_1 - B_1)(C_1 - D_1)}{A_1 - C_1 + D_1 - B_1} + D_1, \quad u_2^{NE} = \frac{(D_2 - C_2)(B_2 - D_2)}{A_2 - B_2 + D_2 - C_2} + D_2.$$

That is, in a Nash equilibrium of the meta-game the players have the same utilities as in the Nash equilibrium of the game with the true declarations. \square

Using Theorem 2, we can now determine necessary and sufficient conditions for the meta-game to be manipulation-free. Before continuing to the proof of Theorem 3, we consider the following technical restatement of the theorem, where the game utilities are denoted as in Figure 3a.

Theorem. (*Restatement of Theorem 3*): *An opposing-interests 2×2 game with a natural parameter space is manipulation-free if and only if $\frac{D_1 - C_1}{A_1 - B_1 + D_1 - C_1} = \frac{D_2 - C_2}{A_2 - B_2 + D_2 - C_2}$ and $\frac{D_2 - B_2}{A_2 - B_2 + D_2 - C_2} = \frac{D_1 - B_1}{A_1 - B_1 + D_1 - C_1}$.*

Notice that the above condition exactly specifies that the Nash equilibrium (p, q) of the game (see Observation 3) is symmetric to permutations of player indices, as stated in the theorem.

Proof. By Definition 2, a game is manipulation-free if the mixed strategy profile of the agents in a Nash equilibrium of the meta-game is identical to the Nash equilibrium profile of the game with the true parameters, where we used the fact shown in Theorem 2 above, that any opposing-interests 2×2 game with a natural parameter space has a unique mixed strategy profile $(p, q) \in (0, 1)^2$ that is induced by every Nash equilibrium of the meta-game, and the fact that opposing-interests games have a unique mixed Nash equilibrium.

Using Observation 3, the (true-parameters) Nash equilibrium profile is $p^* = \frac{D_2 - C_2}{A_2 - B_2 + D_2 - C_2}$ and $q^* = \frac{D_1 - B_1}{A_1 - C_1 + D_1 - B_1}$. Next, using Observation 2, we can write the utilities of the players as functions of p, q , as follows.

$$\begin{aligned} u_1 &= pq(A_1 - C_1 + D_1 - B_1) + p(B_1 - D_1) + q(C_1 - D_1) + D_1, \\ u_2 &= pq(A_2 - B_2 + D_2 - C_2) + p(B_2 - D_2) + q(C_2 - D_2) + D_2. \end{aligned}$$

As in the proof of Theorem 2 above, since p is a function of only the column player's (player 2's) declared parameters and the true game parameters, and q is a function of only the row player's (player 1's) parameters and the true game parameters, and in a natural parameter space the row player can choose parameters to induce any $q \in (0, 1)$, and the column player can similarly choose parameters to induce any $p \in (0, 1)$, we can think of q of the Nash equilibrium of the agents' game as the strategy of the row player, and similarly, of p as the strategy of the column player, and thus the condition for a Nash equilibrium in the meta-game is $\frac{\partial u_1}{\partial q} = \frac{\partial u_2}{\partial p} = 0$.

Hence, the strategy profile (p, q) in a Nash equilibrium of the meta-game is $\tilde{p} = \frac{D_1 - C_1}{A_1 - B_1 + D_1 - C_1}$, $\tilde{q} = \frac{D_2 - B_2}{A_2 - B_2 + D_2 - C_2}$. Requiring $p^* = \tilde{p}$ and $q^* = \tilde{q}$, we obtain the condition stated in the theorem. \square

6 Cournot Competition

We consider linear Cournot competition games [21, 50, 29], where player 1 produces quantity $q_1 \in \mathcal{R}^+$ with a per-unit production cost of c_1 (such that his total production cost is $c_1 \cdot q_1$) and player 2 produces quantity $q_2 \in \mathcal{R}^+$ with a per-unit production cost of c_2 . The utilities of the players are $u_1 = q_1(a - b(q_1 + q_2) - c_1)$, and $u_2 = q_2(a - b(q_1 + q_2) - c_2)$. where a and b are commonly known positive constants. The Nash equilibrium of the game depends on the parameters as follows. If $a + c_2 - 2c_1 > 0$ and $a + c_1 - 2c_2 > 0$, then the Nash equilibrium is $q_1^{true} = \frac{1}{3b}(a + c_2 - 2c_1)$ and

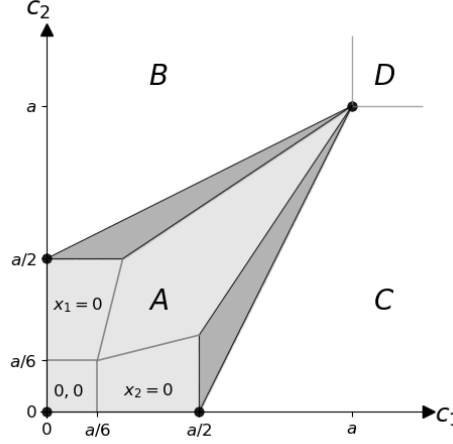


Figure 4: Parameter declaration regions in two-player Cournot competition games.

$q_2^{true} = \frac{1}{3b}(a + c_1 - 2c_2)$. If $a + c_1 - 2c_2 > 0$ and $c_1 < a$, the Nash equilibrium is $q_1^{true} = \frac{a-c_1}{2b}$ and $q_2^{true} = 0$, and symmetrically, if $a + c_2 - 2c_1 > 0$ and $c_2 < a$, the equilibrium is $q_1 = 0$ and $q_2^{true} = \frac{a-c_2}{2b}$. Otherwise, in the Nash equilibrium both players produce zero.

Thus, there are four parameter regions of interest according to the four possible types of unique Nash equilibria of the game, as illustrated in Figure 4. The parameter region $A = \{c_1, c_2 | a + c_2 - 2c_1 > 0, a + c_1 - 2c_2 > 0, c_1 > 0, c_2 > 0\}$ shown in the figure is the region where both agents produce positive quantities (the shaded areas in region A in the figure relate to equilibria of the meta-game, as explained below). The parameter regions $B = \{c_1, c_2 | a + c_1 - 2c_2 > 0, 0 < c_1 < a, c_2 > 0\}$ and $C = \{c_1, c_2 | a + c_2 - 2c_1 > 0, 0 < c_2 < a, c_1 > 0\}$ are regions where only one player produces a positive quantity. In the remaining region, region $D = \{c_1, c_2 | c_1, c_2 \geq a\}$, both agents produce zero.

Consider the meta-game defined for this game where the true types of the players are their per-unit production costs c_1, c_2 . Player 1 declares to his agent a value⁹ $x_1 \in \mathcal{R}^+$ and player 2 declares to his agent a value $x_2 \in \mathcal{R}^+$. The agents then interact repeatedly. Since this game is known to be “socially concave” [29], the time-average dynamics of regret-minimizing agents must converge to the Nash equilibrium of the game that is defined by the parameters x_1, x_2 that are provided by the users.

Given the declarations x_1, x_2 , we can identify the relevant parameter region in which the declared game lies, substitute the appropriate equilibrium production levels of the agents in the utility functions for the players, and obtain the utilities of the players. The utilities in the four regions as functions of the declarations x_1, x_2 , are $u_1 = \frac{1}{9b}(a + x_2 - 2x_1)(a + x_1 + x_2 - 3c_1)$, $u_2 = \frac{1}{9b}(a + x_1 - 2x_2)(a + x_1 + x_2 - 3c_2)$ in region A, $u_1 = \frac{1}{4b}(a - x_1)(a + x_1 - 2c_1)$, $u_2 = 0$ in region B, and $u_1 = 0$, $u_2 = \frac{1}{4b}(a - x_2)(a + x_2 - 2c_2)$ in region C. In region D there is no production and thus zero utility.

The following lemma specifies the equilibria of the meta-game for those cases where in these equilibria both agents produce positive quantities (i.e., where the equilibrium declarations are in region A in Figure 4). The proof of the lemma is deferred to Appendix C.

Lemma 4. *Let $x_1^* = \frac{1}{5}(8c_1 - 2c_2 - a)$ and $x_2^* = \frac{1}{5}(8c_2 - 2c_1 - a)$. If in the equilibrium of the meta-game both players produce positive quantities, then the equilibrium declarations are x_1^*, x_2^* if $x_1^*, x_2^* \geq 0$; $(x_1 = \frac{1}{4}(6c_1 - a)^+, x_2 = 0)$ if $x_2^* < 0, x_1^* \geq 0$; $(x_1 = 0, x_2 = \frac{1}{4}(6c_2 - a)^+)$ if $x_1^* < 0, x_2^* \geq 0$; and $(x_1 = 0, x_2 = 0)$ otherwise.*

Theorem 4 characterizes the types of equilibria of the meta-game when in the equilibrium of the game with the true parameters both players produce positive quantities. Figure 4 illustrates

⁹Notice that any declaration $x > a$ leads to zero production, and so it is equivalent to declaring $x = a$. Thus, $x_i \leq a$ suffices for a full description of the meta-game, where region D is described by the point $x_1 = x_2 = a$.

the parameter ranges in which the different types of equilibria of the meta-game exist. The dark-shaded areas show the parameter ranges where in the equilibrium of the meta-game the player with the low production cost drives the other competitor out of the market, and the light-shaded area shows the parameter range where both players declare costs lower than their true costs and produce positive quantities in the equilibrium of the meta-game. The regions denoted in the figure by $x_1 = 0$ and $x_2 = 0$ show where players 1 and 2, respectively, declare a cost of zero to their agents in the equilibrium, and the region denoted by $0, 0$ is the range where both players declare zero in equilibrium. In the remaining kite-shaped region in region A both players declare positive costs that are less than their true costs. Finally, in regions B, C, D there is no competition and the equilibrium declarations are truthful. To prove Theorem 4, we consider its following restatement.

Theorem. (Restatement of Theorem 4): *Consider a two-player linear Cournot competition with positive linear costs where both players produce positive quantities in the Nash equilibrium.*

1. *If the production costs c_1, c_2 of the two players are sufficiently low such that $c_1, c_2 < a/2$ or sufficiently close such that $\frac{1}{2}(3c_2 - a) < c_1 < \frac{1}{3}(2c_2 + a)$, then in the equilibrium of the meta-game both players declare to their agents values that are lower than their true production costs, produce larger quantities than those they produce in the Nash equilibrium of the game with the truthful reports (and thus the price is lower), and have lower utilities.*
2. *If the production cost of one of the players is at least $a/2$ and the cost of the other player is sufficiently low, namely, $c_2 \geq a/2$ and $c_2 \geq \frac{1}{3}(2c_1 + a)$, or $c_1 \geq a/2$ and $c_1 \geq \frac{1}{3}(2c_2 + a)$, then in the equilibrium of the meta-game the player with the low production cost declares a value that is lower than his true cost and produces alone. The quantity produced by this player alone is larger than the total quantity produced by both players in the Nash equilibrium of the game with the truthful reports (and thus the price is lower), and the utility for this player is higher than his utility in the Nash equilibrium of the game with the truthful reports.*

Proof. We start with the following lemma concerning the best-replies of the players.

Lemma 5. *If $0 < c_1 < a/2$, the best-reply of player 1 to any declaration $x_2 < a$ of player 2 is strictly less than player 1's true cost c_1 .*

Proof. Assume that player 2 declares a cost $0 \leq x_2 < a$. The utility of player 1 is $u_1 = \frac{1}{9b}(a + x_2 - 2x_1)(a + x_1 + x_2 - 3c_1)$. The best-reply, $\text{argmax}_{x_1}(u_1)$, is obtained from $\frac{\partial u_1}{\partial x_1} = \frac{1}{9b}(6c_1 - a - 4x_1 - x_2) = 0$, resulting in $x_1 = \frac{1}{4}(6c_1 - a - x_2)$. If this expression is non-negative, then this is the best-reply; if it is negative, then the utility of player 1 is decreasing in x_1 and the best-reply is $x_1 = 0$. If the best-reply is zero then it is less than c_1 as required. If the best-reply is positive then, since $c_1 < a/2$, it holds that $x_1 = \frac{1}{4}(6c_1 - a - x_2) \leq \frac{1}{4}(6c_1 - a) < \frac{1}{4}(6c_1 - 2c_1) = c_1$. \square

It thus follows that if $c_1, c_2 < a/2$, specifically, also in the Nash equilibrium declaration profile, which is a mutual best-reply profile, both declarations are less than the true costs.

Next, consider the case where the production costs of the two players, c_1, c_2 , are at least $a/2$ and it holds that $\frac{1}{2}(3c_2 - a) < c_1 < \frac{1}{3}(2c_2 + a)$. The equilibrium of the meta-game is then $x_1 = \frac{1}{5}(8c_1 - 2c_2 - a)$ and $x_2 = \frac{1}{5}(8c_2 - 2c_1 - a)$ (by Lemma 4). Since $c_2 > \frac{1}{2}(3c_1 - a)$, it holds that $x_1 = \frac{1}{5}(8c_1 - 2c_2 - a) < \frac{1}{5}(8c_1 - 3c_1 + a - a) = c_1$, and similarly, since $c_1 > \frac{1}{2}(3c_2 - a)$, it holds that $x_2 = \frac{1}{5}(8c_2 - 2c_1 - a) < \frac{1}{5}(8c_2 - 3c_2 + a - a) = c_2$. Thus, the declarations of both players are lower than their true costs, and each player produces a larger quantity than in the truthful equilibrium. The utilities obtained are strictly lower than those obtained in the truthful equilibrium, as can be verified by substituting the equilibrium declarations x_1, x_2 into the utility functions.

Next assume w.l.o.g. that player 2 has a cost $c_2 \geq a/2$ and $c_2 \geq \frac{1}{3}(2c_1 + a)$. Assume by way of contradiction that in the equilibrium of the meta-game both players produce positive quantities. On the one hand, the sufficient and necessary condition for positive production by both agents under a declaration profile (x_1, x_2) is $a + x_1 - 2x_2 > 0$ and $a + x_2 - 2x_1 > 0$. On the other hand, consider the equilibrium given by Lemma 4. If the equilibrium is $x_1 = \frac{1}{5}(8c_1 - 2c_2 - a)$, $x_2 = \frac{1}{5}(8c_2 - 2c_1 - a)$, by substituting these declarations in the positive-production condition we obtain $a + 2c_1 - 3c_2 > 0$

and $a + 2c_2 - 3c_1 > 0$, which is in contradiction to $c_2 \geq a/2$ and $c_2 \geq \frac{1}{3}(2c_1 + a)$. The other alternative is that the equilibrium is $x_1 = 0, x_2 = \frac{1}{4}(6c_2 - a)$. Substituting these declarations into the positive-production condition we obtain $c_2 < a/2$, which is a contradiction.

Therefore, it cannot be that both agents produce. Notice that player 1 who has a low cost will prefer to produce even if player 2 declares zero. Therefore, in the equilibrium of the meta-game, player 1 produces alone, and declares the value that maximizes his utility as a monopolist, subject to the constraint that player 2 still prefers not to produce, which is $x_1 = 2c_2 - a < c_1$ (since in the truthful Nash equilibrium both players produce, which implies $a + c_1 - 2c_2 > 0$). The best-reply declaration of player 2 is then any declaration $x_2 \geq c_2$.

The quantity that is produced by player 1 in the equilibrium of the meta-game where he produces alone is $\frac{a-c_2}{b}$, which is more than the total quantity of $\frac{1}{3b}(a - c_1 - c_2)$ that is produced in the Nash equilibrium of the game with the true parameters (since $\frac{1}{3b}(a - c_1 - c_2) < \frac{1}{3b}(a - (2c_2 - a) - c_2) = \frac{1}{3b}(2a - 3c_2) < \frac{a-c_2}{b}$), thus yielding a lower price. The utility of player 1 in this meta-game equilibrium is $u_1 = \frac{1}{b}(a - c - 2)(c_2 - c_1)$. The utility of player 1 in the Nash equilibrium of the game with the true parameters is $u_1^{true} = \frac{1}{9b}(a + c_2 - 2c_1)^2$. The utility difference $u_1^{true} - u_1 = \frac{1}{9b}(a^2 + 10c_2^2 + 4c_1^2 + 5ac_1 - 7ac_2 - 13c_1c_2)$ is negative for $c_2 \geq a/2$ and $c_2 \geq \frac{1}{3}(2c_1 + a)$. That is, the utility of player 1 who has a low production cost is higher in the equilibrium of the meta-game in which he “drives player 2 out of the market” than in the equilibrium of the game with the true parameters. \square

Theorem 5 describes the limited set of cases where the game is manipulation-free. The proof of is deferred to Appendix C. Basically, to establish conditions on the game parameters such that the game is manipulation-free, we require that in the equilibrium of the meta-game $x_i = c_i$. The proof is then based on the characterization of the equilibria as specified in Theorem 4 and Lemma 4.

7 Conclusion

The present paper deals with the modeling and analysis of scenarios in which human players use autonomous learning agents to perform strategic interactions with other players on their behalf. The usage of automated learning agents is becoming increasingly common and prominent in many real-world economic systems and online interactions such as online auctions [17, 54, 24, 25, 58], financial markets [71, 73, 48, 45] and other systems [62]. Understanding the impact of this transition to automated agents on strategic systems and on their outcomes is a challenge in itself, and a prerequisite for studying how to better design such automated-interaction systems.

The user-agent meta-game model that we propose and our analysis highlight the fact that the strategic nature of interactions does not disappear nor remains the same when direct human play is replaced by automated agents, but rather the introduction of these learning agents changes in specific ways the rules of the game that the human users (who are the actual stakeholders in the system) are facing. Every automated agent that operates in a system on behalf of its user needs to receive some input from the user (such as preferences, goals, or constraints); we show that at this interaction point between a user and his own learning agent, the user faces a non-trivial strategic decision in which he needs to consider also the decisions of the other users. The goal of the user-agent meta-game model is to describe these interactions and formalize them.

Our contributions in this paper include the basic definitions related to these phenomena, demonstrations of how users of learning agents can profitably manipulate their own agents in several settings, as well as identification of cases where this cannot be done. These results have implications both for users of learning agents in strategic settings and for platform designers who need to take into account these types of manipulations. In some cases platform designers may want to encourage cooperation between their users as a way of optimizing the value of their platform, but in other cases such cooperation may be viewed as a collusion that reduces the platform designer’s revenue. We believe that the present paper, along with its companion paper [42] where we study these phenomena in online auctions, only scratch the surface of these types of questions, and much work remains to be done.

Acknowledgments

This project has received funding from the European Research Council (ERC) under the European Union’s Horizon 2020 Research and Innovation Programme (grant agreement no. 740282).

References

- [1] Arora, S., Hazan, E., Kale, S.: The multiplicative weights update method: a meta-algorithm and applications. *Theory of Computing* 8(1), 121–164 (2012)
- [2] Auer, P., Cesa-Bianchi, N., Fischer, P.: Finite-time analysis of the multiarmed bandit problem. *Machine learning* 47(2), 235–256 (2002)
- [3] Aumann, R.J.: Subjectivity and correlation in randomized strategies. *Journal of mathematical Economics* 1(1), 67–96 (1974)
- [4] Aumann, R.J.: Correlated equilibrium as an expression of bayesian rationality. *Econometrica: Journal of the Econometric Society* pp. 1–18 (1987)
- [5] Austerweil, J.L., Brawner, S., Greenwald, A., Hilliard, E., Ho, M., Littman, M.L., MacGlashan, J., Trimbach, C.: How other-regarding preferences can promote cooperation in non-zero-sum grid games. In: *Proceedings of the AAAI Symposium on Challenges and Opportunities in Multiagent Learning for the Real World* (2016)
- [6] Bailey, J.P., Nagarajan, S.G., Piliouras, G.: Stochastic multiplicative weights updates in zero-sum games. *arXiv preprint arXiv:2110.02134* (2021)
- [7] Bailey, J.P., Piliouras, G.: Multiplicative weights update in zero-sum games. In: *Proceedings of the 2018 ACM Conference on Economics and Computation*. pp. 321–338 (2018)
- [8] Barto, A.G.: Intrinsic motivation and reinforcement learning. In: *Intrinsically motivated learning in natural and artificial systems*, pp. 17–47. Springer (2013)
- [9] Ben-Porat, O., Tennenholtz, M.: A game-theoretic approach to recommendation systems with strategic content providers. In: *Proceedings of the 32nd International Conference on Neural Information Processing Systems*. pp. 1118–1128 (2018)
- [10] Benaïm, M., Hofbauer, J., Hopkins, E.: Learning in games with unstable equilibria. *Journal of Economic Theory* 144(4), 1694–1709 (2009)
- [11] Birmpas, G., Gan, J., Hollender, A., Marmolejo, F., Rajgopal, N., Voudouris, A.: Optimally deceiving a learning leader in stackelberg games. *Advances in Neural Information Processing Systems* (2020)
- [12] Blum, A., Monsour, Y.: *Learning, regret minimization, and equilibria* (2007)
- [13] Braverman, M., Mao, J., Schneider, J., Weinberg, M.: Selling to a no-regret buyer. In: *Proceedings of the 2018 ACM Conference on Economics and Computation*. pp. 523–538 (2018)
- [14] Brown, G.W.: Iterative solution of games by fictitious play. *Activity analysis of production and allocation* 13(1), 374–376 (1951)
- [15] Cai, Y., Daskalakis, C., Papadimitriou, C.: Optimum statistical estimation with strategic data sources. In: *Conference on Learning Theory*. pp. 280–296. PMLR (2015)
- [16] Calvó-Armengol, A.: The set of correlated equilibria of 2x2 games. Working paper (2006)
- [17] Cesa-Bianchi, N., Gentile, C., Mansour, Y.: Regret minimization for reserve prices in second-price auctions. *IEEE Transactions on Information Theory* 61(1), 549–564 (2014)

- [18] Cesa-Bianchi, N., Lugosi, G.: Prediction, learning, and games. Cambridge university press (2006)
- [19] Chen, X., Peng, B.: Hedging in games: Faster convergence of external and swap regrets. *Advances in Neural Information Processing Systems 33 pre-proceedings (NeurIPS 2020)* (2020)
- [20] Chen, Y., Liu, Y., Podimata, C.: Learning strategy-aware linear classifiers. *Advances in Neural Information Processing Systems 33*, 15265–15276 (2020)
- [21] Cournot, A.A.: *Recherches sur les principes mathématiques de la théorie des richesses*. L. Hachette (1838)
- [22] Daskalakis, C., Fishelson, M., Golowich, N.: Near-optimal no-regret learning in general games. *Advances in Neural Information Processing Systems 34* (2021)
- [23] Daskalakis, C., Panageas, I.: Last-iterate convergence: Zero-sum games and constrained min-max optimization. In: *10th Innovations in Theoretical Computer Science Conference (ITCS 2019)*. Schloss Dagstuhl-Leibniz-Zentrum fuer Informatik (2018)
- [24] Daskalakis, C., Syrgkanis, V.: Learning in auctions: Regret is hard, envy is easy. In: *2016 IEEE 57th annual symposium on foundations of computer science (focs)*. pp. 219–228. IEEE (2016)
- [25] Deng, Y., Mao, J., Mirrokni, V., Zuo, S.: Towards efficient auctions in an auto-bidding world. In: *Proceedings of the Web Conference 2021* (2021)
- [26] Deng, Y., Schneider, J., Sivan, B.: Strategizing against no-regret learners. *Advances in Neural Information Processing Systems 32*, 1579–1587 (2019)
- [27] Dong, J., Roth, A., Schutzman, Z., Waggoner, B., Wu, Z.S.: Strategic classification from revealed preferences. In: *Proceedings of the 2018 ACM Conference on Economics and Computation*. pp. 55–70 (2018)
- [28] Eccles, T., Hughes, E., Kramár, J., Wheelwright, S., Leibo, J.Z.: Learning reciprocity in complex sequential social dilemmas. *arXiv preprint arXiv:1903.08082* (2019)
- [29] Even-Dar, E., Mansour, Y., Nadav, U.: On the convergence of regret minimization dynamics in concave games. In: *Proceedings of the forty-first annual ACM symposium on Theory of computing*. pp. 523–532 (2009)
- [30] Gan, J., Guo, Q., Tran-Thanh, L., An, B., Wooldridge, M.: Manipulating a learning defender and ways to counteract. In: *Proceedings of the 33rd International Conference on Neural Information Processing Systems*. pp. 8274–8283 (2019)
- [31] Gan, J., Xu, H., Guo, Q., Tran-Thanh, L., Rabinovich, Z., Wooldridge, M.: Imitative follower deception in stackelberg games. In: *Proceedings of the 2019 ACM Conference on Economics and Computation*. p. 639–657. EC ’19, Association for Computing Machinery (2019)
- [32] Ghalme, G., Nair, V., Eilat, I., Talgam-Cohen, I., Rosenfeld, N.: Strategic classification in the dark 139, 3672–3681 (2021), <https://proceedings.mlr.press/v139/ghalme21a.html>
- [33] Grigoriadis, M.D., Khachiyan, L.G.: A sublinear-time randomized approximation algorithm for matrix games. *Operations Research Letters* 18(2), 53–58 (1995)
- [34] Haghtalab, N., Immorlica, N., Lucier, B., Wang, J.Z.: Maximizing welfare with incentive-aware evaluation mechanisms. In: *Proceedings of the Twenty-Ninth International Joint Conference on Artificial Intelligence, IJCAI-20*. pp. 160–166 (2020)
- [35] Hannan, J.: Approximation to bayes risk in repeated play. In: *Contributions to the Theory of Games (AM-39), Volume III*, pp. 97–139. Princeton University Press (1957)

- [36] Hardt, M., Megiddo, N., Papadimitriou, C., Wootters, M.: Strategic classification. In: Proceedings of the 2016 ACM conference on innovations in theoretical computer science. pp. 111–122 (2016)
- [37] Hart, S., Mas-Colell, A.: A simple adaptive procedure leading to correlated equilibrium. *Econometrica* 68(5), 1127–1150 (2000)
- [38] Hart, S., Mas-Colell, A.: Simple adaptive strategies: from regret-matching to uncoupled dynamics, vol. 4. World Scientific (2013)
- [39] Jaques, N., Lazaridou, A., Hughes, E., Gulcehre, C., Ortega, P., Strouse, D., Leibo, J.Z., De Freitas, N.: Social influence as intrinsic motivation for multi-agent deep reinforcement learning. In: International Conference on Machine Learning. pp. 3040–3049. PMLR (2019)
- [40] Kalai, A., Vempala, S.: Geometric algorithms for online optimization. In: Journal of Computer and System Sciences. Citeseer (2002)
- [41] Kalai, A., Vempala, S.: Efficient algorithms for online decision problems. *Journal of Computer and System Sciences* 71(3), 291–307 (2005)
- [42] Kolumbus, Y., Nisan, N.: Auctions between regret-minimizing agents. In: Proceedings of the ACM Web Conference 2022 (WWW’22) (2022), <https://arxiv.org/pdf/2110.11855.pdf>
- [43] Kulkarni, T.D., Narasimhan, K., Saeedi, A., Tenenbaum, J.: Hierarchical deep reinforcement learning: Integrating temporal abstraction and intrinsic motivation. In: Advances in Neural Information Processing Systems. pp. 3675–3683 (2016)
- [44] Langford, J., Zhang, T.: Epoch-greedy algorithm for multi-armed bandits with side information. *Advances in Neural Information Processing Systems (NIPS 2007)* 20, 1 (2007)
- [45] Lei, K., Zhang, B., Li, Y., Yang, M., Shen, Y.: Time-driven feature-aware jointly deep reinforcement learning for financial signal representation and algorithmic trading. *Expert Systems with Applications* 140, 112872 (2020)
- [46] Leibo, J.Z., Zambaldi, V., Lanctot, M., Marecki, J., Graepel, T.: Multi-agent reinforcement learning in sequential social dilemmas. In: Proceedings of the 16th Conference on Autonomous Agents and MultiAgent Systems. pp. 464–473 (2017)
- [47] Levanon, S., Rosenfeld, N.: Strategic classification made practical. In: Proceedings of the 38th International Conference on Machine Learning. vol. 139, pp. 6243–6253. PMLR (2021)
- [48] Li, Y., Zheng, W., Zheng, Z.: Deep robust reinforcement learning for practical algorithmic trading. *IEEE Access* 7, 108014–108022 (2019)
- [49] Littman, M.L.: Markov games as a framework for multi-agent reinforcement learning. In: Machine learning proceedings 1994, pp. 157–163. Elsevier (1994)
- [50] Mas-Colell, A., Whinston, M.D., Green, J.R., et al.: Microeconomic theory, vol. 1. Oxford university press New York (1995)
- [51] Mertikopoulos, P., Papadimitriou, C., Piliouras, G.: Cycles in adversarial regularized learning. In: Proceedings of the Twenty-Ninth Annual ACM-SIAM Symposium on Discrete Algorithms. pp. 2703–2717. SIAM (2018)
- [52] Monnot, B., Piliouras, G.: Limits and limitations of no-regret learning in games. *The Knowledge Engineering Review* 32 (2017)
- [53] Moulin, H., Vial, J.P.: Strategically zero-sum games: the class of games whose completely mixed equilibria cannot be improved upon. *International Journal of Game Theory* 7(3-4), 201–221 (1978)

- [54] Nekipelov, D., Syrgkanis, V., Tardos, E.: Econometrics for learning agents. In: Proceedings of the Sixteenth ACM Conference on Economics and Computation. pp. 1–18 (2015)
- [55] Nguyen, T., Xu, H.: Imitative attacker deception in stackelberg security games. In: IJCAI. pp. 528–534 (2019)
- [56] Nguyen, T.H., Wang, Y., Sinha, A., Wellman, M.P.: Deception in finitely repeated security games. In: Proceedings of the AAAI Conference on Artificial Intelligence. pp. 2133–2140 (2019)
- [57] Nisan, N., et al.: Introduction to mechanism design (for computer scientists). Algorithmic game theory 9, 209–242 (2007)
- [58] Noti, G., Syrgkanis, V.: Bid prediction in repeated auctions with learning. In: Proceedings of the Web Conference 2021. pp. 3953–3964 (2021)
- [59] Osborne, M.J., Rubinstein, A.: A course in game theory. MIT press (1994)
- [60] Papadimitriou, C., Piliouras, G.: From nash equilibria to chain recurrent sets: An algorithmic solution concept for game theory. Entropy 20(10), 782 (2018)
- [61] Piliouras, G., Sim, R., Skoulakis, S.: Optimal no-regret learning in general games: Bounded regret with unbounded step-sizes via clairvoyant mwu. arXiv preprint arXiv:2111.14737 (2021)
- [62] Rahwan, I., Cebrian, M., Obradovich, N., Bongard, J., Bonnefon, J.F., Breazeal, C., Crandall, J.W., Christakis, N.A., Couzin, I.D., Jackson, M.O., et al.: Machine behaviour. Nature 568(7753), 477–486 (2019)
- [63] Robinson, J.: An iterative method of solving a game. Annals of mathematics pp. 296–301 (1951)
- [64] Shalev-Shwartz, S., et al.: Online learning and online convex optimization. Foundations and trends in Machine Learning 4, 107–194 (2011)
- [65] Shapley, L.: Some topics in two-person games. Advances in game theory 52, 1–29 (1964)
- [66] Şimşek, Ö., Barto, A.G.: An intrinsic reward mechanism for efficient exploration. In: Proceedings of the 23rd international conference on Machine learning. pp. 833–840 (2006)
- [67] Singh, S., Barto, A.G., Chentanez, N.: Intrinsically motivated reinforcement learning. In: Proceedings of the 17th International Conference on Neural Information Processing Systems (2004)
- [68] Singh, S., Lewis, R.L., Barto, A.G., Sorg, J.: Intrinsically motivated reinforcement learning: An evolutionary perspective. IEEE Transactions on Autonomous Mental Development 2(2), 70–82 (2010)
- [69] Syrgkanis, V., Agarwal, A., Luo, H., Schapire, R.E.: Fast convergence of regularized learning in games. Advances in Neural Information Processing Systems 28, 2989–2997 (2015)
- [70] Tennenholtz, M., Kurland, O.: Rethinking search engines and recommendation systems: a game theoretic perspective. Communications of the ACM 62(12), 66–75 (2019)
- [71] Treleaven, P., Galas, M., Lalchand, V.: Algorithmic trading review. Commun. ACM 56(11), 76–85 (nov 2013), <https://doi.org/10.1145/2500117>
- [72] Young, H.P.: Strategic learning and its limits. OUP Oxford (2004)
- [73] Zhou, H., Kalev, P.S.: Algorithmic and high frequency trading in asia-pacific, now and the future. Pacific-Basin Finance Journal 53, 186–207 (2019)
- [74] Zinkevich, M.: Online convex programming and generalized infinitesimal gradient ascent. In: Proceedings of the 20th international conference on machine learning. pp. 928–936 (2003)

Appendix

A Convergence of Regret-Minimizing Agents

Proof. (Theorem 1): We start with the following claim: *For every finite game and every CCE distribution of that game there exist regret-minimizing algorithms for the players whose joint dynamics converge to the given CCE.* This result was originally shown in [52] in an infinite-horizon setting. We technically re-prove this claim here to make the proof compatible with the finite-horizon setting and, specifically, with Definition 5 of convergence given above.

Let \mathbf{p} be a CCE distribution of a finite n -player game, and let $M = |A_1 \times \dots \times A_n|$ denote the size of the joint action space of the players, where A_i is the action space of agent i . We assume for simplicity that every probability in \mathbf{p} is a rational number. Let \mathbf{a}^k , $k \in [M]$, be the action profile that has the k '-th highest probability in \mathbf{p} (ties are broken in favor of the action tuple with the higher index in \mathbf{p}) and denote by a_i^k the action of player i in the action tuple \mathbf{a}^k . Let $T_k = 1/\Pr(\mathbf{a}^k)$ if $\Pr(\mathbf{a}^k) > 0$ or $T_k = 0$ otherwise and let $T_0 = 0$. Define the mapping $k(t) = k$ s.t. $\sum_{s=0}^{k-1} T_s < \text{mod}(t, \sum_{s=1}^M T_s) \leq \sum_{s=0}^k T_s$.

Consider the following “ \mathbf{p} -schedule” algorithm for agent i : at every time $t = 1, \dots, T$, the algorithm plays action $a_i^{k(t)}$. After every action, the algorithm observes the actions of the other agents. If at least one of the other agents deviated from its schedule, i.e., if there exists a player j that played an action different from $a_j^{k(t)}$, then the algorithm stops playing according to $a_i^{k(t)}$ and switches to playing the “unconditional regret-matching” algorithm [37, 38] in the remaining time.

This algorithm is clearly regret-minimizing: on the one hand, if any agent deviates, then all agents play the unconditional regret-matching algorithm, which is regret-minimizing.¹⁰ On the other hand, if all agents are playing according to this algorithm then in every period of length $\tau = \sum_{s=1}^M T_s$ the empirical action distribution exactly equals the CCE distribution \mathbf{p} . Since all the utilities are assumed to be bounded, this implies that the regret is vanishing in the limit $T \rightarrow \infty$ (since the regret accumulated in any “partial cycle” of the schedule, of length less than τ , is bounded by a constant and thus vanishes in the time average).

It also follows from a similar argument that in the dynamics in which all agents play according to the algorithm described above, the empirical distribution of play converges to \mathbf{p} (we will call such dynamics in which all agents play the \mathbf{p} -schedule algorithm “ \mathbf{p} -schedule dynamics”). Formally, at the end of every period τ the empirical action distribution equals \mathbf{p} , and thus the empirical distribution at time $t > \tau$ can be written as $\mathbf{p}_t^T = \frac{1}{t}(\tau \cdot \lfloor t/\tau \rfloor \cdot \mathbf{p} + \text{mod}(t, \tau) \cdot \mathbf{x})$, where \mathbf{x} can be any arbitrary distribution obtained in a partial cycle of the schedule, or it can be equal to \mathbf{p} if t completes a full cycle. To show that Definition 5 holds, let $\epsilon > 0$ such that $T_0(\epsilon) > 2\tau/\epsilon$. To bound the distance of the empirical action distribution from \mathbf{p} , consider the vector $\mathbf{x} = -\mathbf{p}$ with weight τ . Then, for every $T > T_0$ with probability 1 (as there is no stochasticity in these dynamics) for every t s.t. $\epsilon T < t \leq T$ it holds that $\|\mathbf{p}_t^T - \mathbf{p}\| \leq \frac{1}{t}((t - \tau)\mathbf{p} - \tau\mathbf{p}) - \mathbf{p}\| \leq \frac{2\tau}{t} < \epsilon$. Thus, we have that every CCE has regret-minimization dynamics that converge to it.

Next, consider any finite game that has more than a single CCE and let \mathbf{p}_1 and \mathbf{p}_2 be two distinct distributions in the set of its CCE distributions. Notice that since the set of CCEs in every game is a convex set, also every weighted average of \mathbf{p}_1 and \mathbf{p}_2 is a CCE itself. Consider the dynamics of agents that all switch between \mathbf{p}_1 -schedule dynamics with cycle time τ_1 and \mathbf{p}_2 -schedule dynamics with cycle time τ_2 . Let $\epsilon > 0$ such that $\epsilon < 1/\max(\tau_1, \tau_2)$ and let $\alpha = \lceil 1/\epsilon^2 \rceil$. We will define the series $\Gamma_c = (2\alpha)^c$, $c = 1, 2, \dots$ to be the number of full cycles in which each dynamic is played before switching to the other dynamic. That is, the lengths of the periods in which each dynamic is played are $\tau_1 \Gamma_c$ if c is odd or $\tau_2 \Gamma_c$ if c is even, i.e., $(2\alpha\tau_1, 4\alpha^2\tau_2, 8\alpha^3\tau_1, 16\alpha^4\tau_2, \dots)$. By the above proof for the convergence of \mathbf{p} -schedule dynamics we have that by the end of the first period of length $2\alpha\tau_1$ the empirical distribution of play reaches a distance of less than ϵ from the CCE distribution \mathbf{p}_1 . Next, by the end the second period, i.e., at time $t = 2\alpha\tau_1 + 4\alpha^2\tau_2$, the distance of the empirical

¹⁰This algorithm is especially simple here since it does not require any parameter to be fitted to the remaining time after the step at which a deviation occurred. Other algorithms can also be used with proper adjustments.

distribution from the CCE distribution \mathbf{p}_2 is $|\mathbf{p}_t^T - \mathbf{p}_2| \leq \left| \frac{1}{4\alpha^2\tau_2 + 2\alpha\tau_1} \left((4\alpha^2\tau_2)\mathbf{p}_2 + (2\alpha\tau_1)\mathbf{p}_1 \right) - \mathbf{p}_2 \right| \leq \left| \frac{1}{4\alpha^2\tau_2 + 2\alpha\tau_1} \left((4\alpha^2\tau_2)\mathbf{p}_2 - (2\alpha\tau_1)\mathbf{p}_2 \right) - \mathbf{p}_2 \right| = \left| \frac{4\alpha^2\tau_2 - 2\alpha\tau_1}{4\alpha^2\tau_2 + 2\alpha\tau_1} - 1 \right| = \frac{4\alpha\tau_1}{4\alpha^2\tau_2 + 2\alpha\tau_1} < \epsilon$.

The same argument holds at the end of the subsequent periods as well. Thus, given a sufficiently long time T , the average empirical distribution \mathbf{p}_t^T oscillates between getting arbitrarily close to each of the two CCE distributions \mathbf{p}_1 and \mathbf{p}_2 , with an oscillation period that slows down exponentially, and hence there is no convergence of the average empirical play. \square

B Analysis of 2x2 Games

B.1 Proofs of observations 2 and 3

Proof. (Observation 2): The equations are derived by a direct calculation of the expected utilities:

$$\begin{aligned} u_1 &= p(A_1q + B_1(1-q)) + (1-p)(C_1q + D_1(1-q)) \\ &= pq(A_1 - C_1 + D_1 - B_1) + p(B_1 - D_1) + q(C_1 - D_1) + D_1, \\ u_2 &= q(A_2p + C_1(1-p)) + (1-q)(B_2p + D_2(1-p)) \\ &= pq(A_2 - B_2 + D_2 - C_2) + p(B_2 - D_2) + q(C_2 - D_2) + D_2. \end{aligned}$$

\square

Proof. (Observation 3): In a mixed Nash equilibrium (p, q) , the row player mixes between his pure strategies such that his expected utility from each of the pure strategies is the same. That is, $p(qA_1 + (1-q)B_1) = (1-p)(qC_1 + (1-q)D_1)$. Similarly, the column player mixes between his pure strategies, such that $q(pA_2 + (1-p)C_2) = (1-q)(pB_2 + (1-p)D_2)$. If a game has a mixed equilibrium, then these equations must have solutions $p, q \in [0, 1]$. The unique solutions are given by the expressions given in Observation 3. \square

B.2 Opposing-interests game example

Here we provide further details on the example presented in Section 1.3 in the main text. The payoff matrix of the game analyzed in the example is presented in Figure 1 (left).

Nash equilibrium of the (true) game: As explained in Section 5, opposing-interests games have a unique mixed Nash equilibrium. Using Observation 3 and the parameters of the game shown in Figure 1 (left), we obtain that the Nash equilibrium of the game is the mixed strategy profile: $p = 2/3$ and $q = 2/5$. Using Observation 2, we obtain that the utilities in this mixed strategy profile are $u_1 = 1/5$ for the row player and $u_2 = 1/3$ for the column player.

Nash equilibrium of the manipulated game: For any declarations $c, d > -1$ of the players, the “manipulated game”, i.e., the game with the declared parameters that is played by the agents, has a unique mixed Nash equilibrium, with mixed strategies (using Observation 3) $p = \frac{d+1}{d+3}$ and $q = \frac{2}{c+3}$. The true expected utilities of the users can be calculated with these values of p and q and the true payoffs of the game (as in Figure 1, left) by using Observation 2, yielding

$$u_1 = 5pq - 2p - 2q + 1 = \frac{c(1-d) + 3d + 1}{(c+3)(d+3)} \text{ and } u_2 = 4q + 2p - 6pq - 1 = \frac{c(d-1) - d + 9}{(c+3)(d+3)}.$$

In the example described in Section 1.3, when the row player declares $c = 1$, and the column player declares the truth, $d = 3$, the utilities to the two players according to the above expressions are $u_1 = 1/3$ and $u_2 = 1/3$. Notice that in this example, this unilateral manipulation increased the utility to the player that manipulated his agent, while the utility to the other player remained the same as in the truthful declarations case. Next, the example describes a unilateral manipulation by the column player, in which the declarations are $c = 2$ (i.e., the truthful declaration for the row player) and $d = 1$. In this case, the utilities are $u_1 = 1/5$ and $u_2 = 2/5$. Here again, a unilateral manipulation by one player increased this player’s utility without changing the other player’s utility

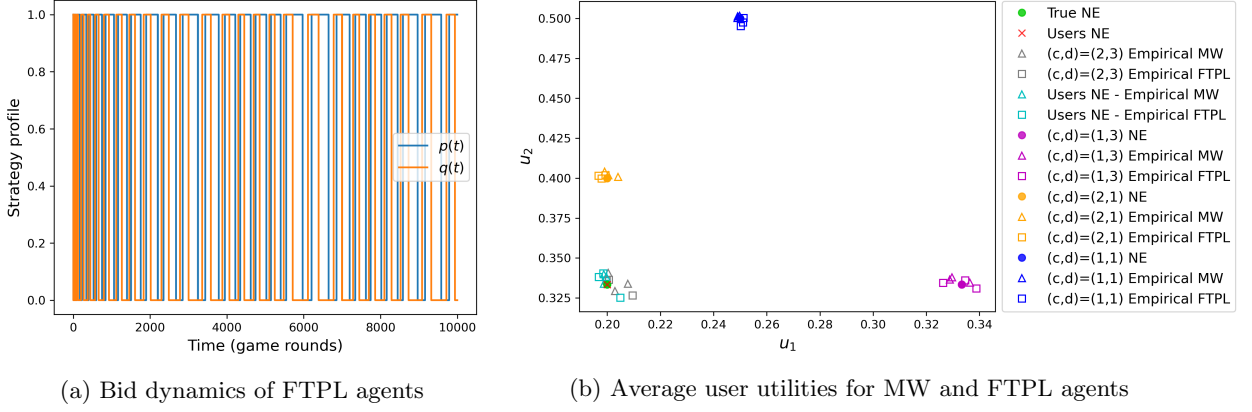


Figure A1: Dynamics and user utilities in the opposing-interests game presented in Section 1.3, for multiplicative-weights (MW) agents and follow the perturbed leader (FTPL) agents. (a) the dynamics of the mixed strategies p and q of two FTPL agents in 10,000 game rounds. (b) average user utilities in 100,000 game rounds for different manipulation profiles (c, d) , where the true values of the utilities of the users are $c = 2, d = 3$ (as presented in Figure 1), compared with the theoretical Nash Equilibrium (NE) utilities. The triangular markers show results of MW agents in three simulation runs and the square markers show results of FTPL agents in three simulation runs.

compared with the truthful declarations utilities. Yet, these two declaration profiles described above are not equilibria in the meta game.

Nash equilibrium of the meta-game: The equilibrium condition for the meta-game is: $\frac{\partial u_1}{\partial c} = \frac{2-6d}{(c+3)^2(d+3)} = 0$, and: $\frac{\partial u_2}{\partial d} = \frac{4(c-3)}{(c+3)(d+3)^2} = 0$. Hence, the Nash equilibrium of the meta-game is the declaration profile: $c = 3, d = 1/3$. As can be seen using Observation 2, the utilities of the players in this distribution of play are the same as their utilities in the Nash equilibrium of the (true) game. As discussed in the main text, this result is generalized in Theorem 2.

Additional simulations: Figure A1 shows a comparison of simulations of “follow the perturbed leader” (FTPL) [41] with the multiplicative-weights algorithm [1]. Figure A1a shows an example of the dynamics of two FTPL agents playing the game presented in Figure 1 (left), and Figure A1b shows the utilities of the users for several manipulation profiles, including these presented in the example in Section 1.3. The declaration profiles are shown in the legend. It can be seen that the average utilities for the users obtained from the dynamics of the two algorithm types are similar and converge close to the theoretical Nash equilibrium utilities of each manipulation profile. The manipulation profile $c = d = 1$ (marked in blue in the figure) demonstrates an example of a manipulation profile that leads to increased payoffs to both users compared with the truthful declarations case. Additional simulation are shown in the following figures.

Figure A2 shows additional examples of the dynamics of multiplicative-weights agents in the opposing-interests game discussed in Section 1.3. Figure A3 shows the learning dynamics in a parametric plot, showing the evolution of joint strategy profiles in time. Every point in the figure is the joint empirical mixed strategy profile of the agents presented on the p, q plane, where consecutive points in time are connected by a line. The left panel depicts the dynamics with the parameters used in Figure 2 in the main text: $\eta = 0.01$ and $T = 50,000$ game repetitions, and the right panel shows the dynamics with $\eta = 0.001$ and $T = 1,000,000$ game repetitions.

Figure A4 shows estimates of the deviations of the time average of multiplicative-weights agents dynamics from the Nash equilibrium distribution in the opposing-interests game discussed in Section 1.3. In the left panel, it can be seen that, for a fixed update step size ($\eta = 0.01$), indeed these inaccuracies in the convergence of the agents to the Nash distribution (in the time average sense) decrease as $O(1/\sqrt{T})$, as theoretically expected. The right panel shows the distribution of the mixed strategies p, q of the two agents for the case of $T = 50,000$ across $N = 1,000$ simulation repetitions, which are narrowly centered near the Nash equilibrium profile.

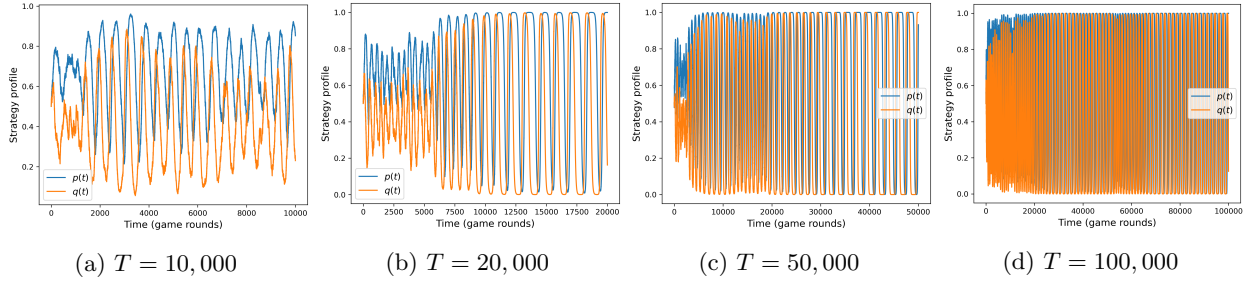


Figure A2: Additional examples of the dynamics of multiplicative-weights agents in the fully-mixed 2x2 game presented in Section 1.3. The figures show the dynamics of the mixed strategies of the agents across game repetitions for different simulation lengths T .

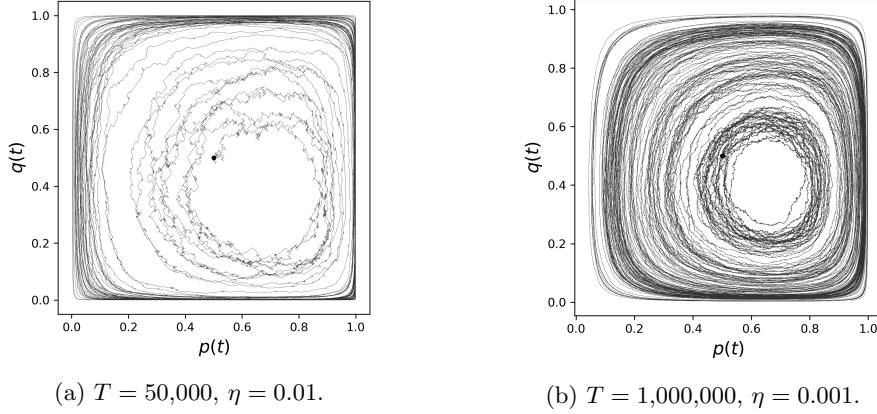
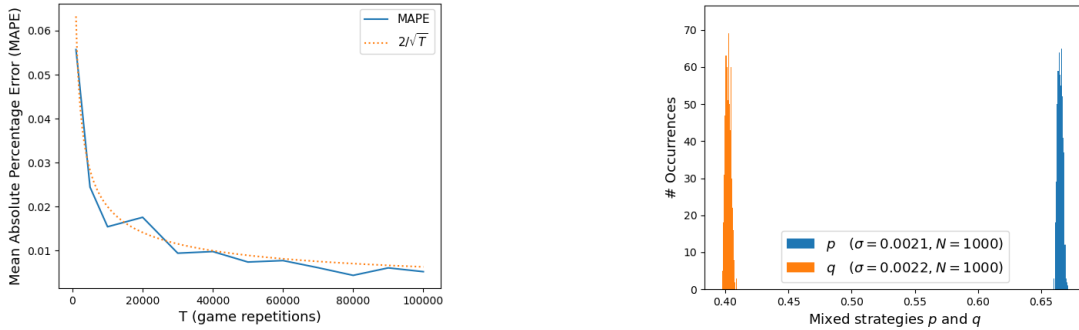


Figure A3: Dynamics of multiplicative-weights agents. The figures show parametric plots of the mixed strategies of the two agents in time. (a) the dynamics with update step size parameter $\eta = 0.01$ and $T = 50,000$ game repetitions. (b) the dynamics with update step size $\eta = 0.001$ and $T = 1,000,000$ game repetitions.



(a) Mean Absolute Percentage Error (MAPE) between the empirical joint distribution and the Nash equilibrium joint distribution, as obtained from simulations of multiplicative-weights agents playing T game rounds, as a function of T . The full line shows the average MAPE and the dotted line shows a comparison to the function $2/\sqrt{T}$, showing that the empirical error term indeed decreases as $O(1/\sqrt{T})$.

(b) Histograms of the empirical average values of the action probabilities of multiplicative-weights agents in $T = 50,000$ game rounds. The histogram of p (the probability that the row agent plays the top row) is shown in blue, and of q (the probability that the column agent plays the left column) is shown in orange. The legend shows the sample sizes and standard deviations.

Figure A4: Estimations of the deviation of multiplicative-weights agents' time average frequency of play from convergence to the Nash equilibrium distribution in the opposing-interests game shown in Figure 1 (left).

B.3 Dominance-solvable games

Proof. (Lemma 1): Denote the Nash equilibrium joint distribution of actions by σ_{NE} . In this distribution there is probability one for the pure Nash equilibrium joint action profile and probability zero for all other action profiles. First, note that dominance-solvable games have a unique Nash equilibrium, and that every Nash equilibrium is also a CCE, and so σ_{NE} is a CCE. Next, assume by way of contradiction that there is another distribution $\sigma \neq \sigma_{NE}$ that is also a CCE, and assume

w.l.o.g. that in the unique Nash equilibrium the row player plays the top row (with probability $p = 1$) and the column player plays the left column (with probability $q = 1$). In a dominance-solvable game at least one player has a *strictly* dominated strategy, and given that this dominated strategy is not played, the other player has a *strict* best-reply. Assume w.l.o.g. that the row player has a strictly dominated strategy. The fact that $\sigma \neq \sigma_{NE}$ implies that in the marginal distributions p, q of σ_{NE} for the two players, it holds that either $p < 1$ or $q < 1$ or both. However, if $p < 1$ this is in contradiction to σ being a CCE, since the row player has strictly higher utility if he plays $p = 1$. Therefore, the marginal distribution for the row player in σ must be $p = 1$. Next, if $p = 1$, and recall that $\sigma \neq \sigma_{NE}$, then it must be that $q < 1$. This is again in contradiction to σ being a CCE, since the column player has strictly higher utility if he plays $q = 1$ (this is his strict best-reply). Hence, in a dominance-solvable 2×2 game there cannot be any CCE distribution other than the Nash equilibrium distribution σ_{NE} . \square

B.4 Opposing-interests games

Proof. (Lemma 2): Property (2) of a natural parameter space holds immediately in this case. To show property (1), let $q \in (0, 1)$, and we require that for some $(A'_1, B'_1, C'_1, D'_1) \in P_1$ it holds that $q \cdot A'_1 + (1 - q) \cdot B'_1 = q \cdot C'_1 + (1 - q) \cdot D'_1$, and similarly for the column player let $p \in (0, 1)$, and we require that for some $(A'_2, B'_2, C'_2, D'_2) \in P_2$ it holds that $p \cdot A'_2 + (1 - p) \cdot C'_2 = p \cdot B'_2 + (1 - p) \cdot D'_2$, yielding

$$p = \frac{1}{1 + \frac{A'_2 - B'_2}{D'_2 - C'_2}} \quad q = \frac{1}{1 + \frac{A'_1 - C'_1}{D'_1 - B'_1}}.$$

Notice, that under the conditions of the lemma the values of these two expressions lie in the range $(0, 1)$ since both terms in the denominators are positive. We next solve for $\frac{A'_2 - B'_2}{D'_2 - C'_2}$ and for $\frac{A'_1 - C'_1}{D'_1 - B'_1}$:

$$\frac{A'_1 - C'_1}{D'_1 - B'_1} = \frac{1 - q}{q} \quad \frac{A'_2 - B'_2}{D'_2 - C'_2} = \frac{1 - p}{p}.$$

These equations can be easily satisfied by selecting declarations within the parameter space of each player, since only a single degree of freedom is required to do so. To demonstrate this for the row player (equation for q), assume w.l.o.g. that $A_1 > C_1$ and $D_1 > B_1$, denote $y = (1 - q)/q > 0$, and denote a single free parameter of this player by x , and assume that the other parameters are the true parameters of the game. We will look at the four cases where x replaces each one of the parameters of the true game. If x replaces A_1 , then declaration $x = C_1 + (D_1 - B_1)y$, which is in P_1 (since $x > C_1$, and thus it preserves best-replies), satisfies the equation for q . If x replaces C_1 , then declaration $x = A_1 - (D_1 - B_1)y$, which is in P_1 (since $x < A_1$), satisfies the equation for q . If x replaces D_1 , then declaration $x = B_1 + (A_1 - C_1)/y$, which is in P_1 (since $x > B_1$), satisfies the equation for q . If x replaces B_1 , then declaration $x = D_1 - (A_1 - C_1)/y$, which is in P_1 (since $x < D_1$), satisfies the equation for q . Similar considerations apply to the declarations of the column player and the equation of p . Additional free parameters also allow the row player to induce q as a mixed strategy (e.g., in a degenerate way of controlling only one parameter), and allow to the column player to induce p . \square

Proof. (Lemma 3): Consider any opposing-interests 2×2 game with utilities (A_1, B_1, C_1, D_1) to the row player and (A_2, B_2, C_2, D_2) to the column player (see Figure 3a), and assume that each player can set the declaration of one of his parameters to any arbitrary value, assuming no equalities in utilities between actions.

Property (1) of a natural parameter space can be obtained by the same argument given in the proof of Lemma 2 above. Regarding property (2), for the case that the player does not change his best-replies to pure strategies in his declaration, property (2) holds directly. If a player does declare a single parameter that changes his best-reply to a pure strategy, then since the game is an opposing-interests game and only a single parameter has changed, this implies that this player now has a dominant strategy, and so property (2) holds in this case as well. \square

C Cournot Competition Games

Proof. (Lemma 4): If in the equilibrium of the meta-game both players produce positive quantities, then the equilibrium can be found using the derivatives of the utilities as follows.

$$\frac{\partial u_1}{\partial x_1} = \frac{1}{9b}(6c_1 - a - 4x_1 - x_2) = 0, \quad \frac{\partial u_2}{\partial x_2} = \frac{1}{9b}(6c_2 - a - x_1 - 4x_2) = 0.$$

$x_1^* = \frac{1}{5}(8c_1 - 2c_2 - a)$ and $x_2^* = \frac{1}{5}(8c_2 - 2c_1 - a)$ are the unique solution to these equations. If x_1, x_2 are positive then they are the Nash equilibrium of the meta-game. If $x_1 = \frac{1}{5}(8c_1 - 2c_2 - a) < 0$ then the utility of player 1 is decreasing in his declaration, and thus declaring $x_1 = 0$ is his best-reply to any declaration of the other player. The best-reply of player 2 is then obtained from the above derivatives by substituting $x_1 = 0$ in the second equation, yielding $x_2 = \frac{1}{4}(6c_2 - a)$. If this expression is non-negative then it is the best-reply of player 2. If this expression is negative then the utility of player 2 is decreasing in x_2 and his best-reply is $x_2 = 0$. The same argument holds for player 2; if $x_2 = \frac{1}{5}(8c_2 - 2c_1 - a) < 0$ then declaring $x_2 = 0$ is the best-reply of player 2 to any declaration of player 1 and the best-reply of player 1 is then $x_1 = \frac{1}{4}(6c_1 - a)^+$. \square

Proof. (Theorem 5): The game is manipulation free if in the equilibrium of the meta-game $x_1 = c_1$ and $x_2 = c_2$. If in the equilibrium of the meta-game both players produce positive quantities, then by Lemma 4 it holds that the Nash equilibrium is $(x_1 = \frac{1}{5}(8c_1 - 2c_2 - a), x_2 = \frac{1}{5}(8c_2 - 2c_1 - a))$ if $x_1^*, x_2^* \geq 0$, $(x_1 = \frac{1}{4}(6c_1 - a)^+, x_2 = 0)$ if $x_2^* < 0, x_1^* \geq 0$, $(x_1 = 0, x_2 = \frac{1}{4}(6c_2 - a)^+)$ if $x_1^* < 0, x_2^* \geq 0$, and $(x_1 = 0, x_2 = 0)$ otherwise. In the first case, where $x_1 = \frac{1}{5}(8c_1 - 2c_2 - a), x_2 = \frac{1}{5}(8c_2 - 2c_1 - a)$, requiring $x_1 = c_1$ and $x_2 = c_2$ yields $x_1 = x_2 = a$, in which case the players do not produce in the truthful equilibrium. That is, if both players prefer not to produce at all under the true parameters, then they also do not have any profitable manipulation. In the second case, $x_1 = \frac{1}{4}(6c_1 - a)^+, x_2 = 0$, requiring $x_1 = c_1$ and $x_2 = c_2$ yields either $c_1 = a/2$ and $c_2 = 0$, in which case player 1 does not produce, or $x_1 = x_2 = 0$. Similarly, the symmetric case $x_1 = 0, x_2 = \frac{1}{4}(6c_2 - a)^+$ yields either $c_1 = 0$ and $c_2 = a/2$ or $x_1 = x_2 = 0$. Finally, in the case where $x_1^*, x_2^* < 0$, the equilibrium is $x_1 = x_2 = 0$ which is truthful if and only if $c_1 = c_2 = 0$.

The remaining cases are the case where under the true parameters both players produce, but in the equilibrium of the meta-game only one player produces, and the case where under the true parameters only one player produces. In the first case, as shown in Theorem 4 it must be that the player with the lower cost shades his declaration, and so this equilibrium is not truthful. In the other case, we assume w.l.o.g. that player 1 is a monopolist. Player 1 then maximizes his utility when declaring his true cost $x_1 = c_1$, producing a quantity q^* . Player 2 then prefers not to produce. It is not difficult to see that given that player 1 declares the truth, any declaration of player 2 that will lead him to produce a positive quantity will result in a total production greater than $q^* = \frac{a-c_1}{2b}$, and thus will give him a negative utility. Thus, player 2 prefers to declare the truth, $x_2 = c_2$, and the truthful declarations form a Nash equilibrium of the meta-game. \square