

Re-ranking With Constraints on Diversified Exposures for Homepage Recommender System

Qi Hao¹, Tianze Luo², Guangda Huzhang¹

¹Alibaba Group, Hangzhou, China, ²Nanyang Technological University, Singapore
 qihao.data@gmail.com, guangda.hzgd@alibaba-inc.com, tianze001@e.ntu.edu.sg

Abstract

The homepage recommendation on most E-commerce applications places items in a hierarchical manner, where different channels display items in different styles. Existing algorithms usually optimize the performance of a single channel. So designing the model to achieve the optimal recommendation list which maximize the Click-Through Rate (CTR) of whole homepage is a challenge problem. Other than the accuracy objective, display diversity on the homepage is also important since homogeneous display usually hurts user experience. In this paper, we propose a two-stage architecture of the homepage recommendation system. In the first stage, we develop efficient algorithms for recommending items to proper channels while maintaining diversity. The two methods can be combined: user-channel-item predictive model with diversity constraint. In the second stage, we provide an ordered list of items in each channel. Existing re-ranking models are hard to describe the mutual influence between items in both intra-channel and inter-channel. Therefore, we propose a Deep & Hierarchical Attention Network Re-ranking (DHANR) model for homepage recommender systems. The Hierarchical Attention Network consists of an item encoder, an item-level attention layer, a channel encoder and a channel-level attention layer. Our method achieves a significant improvement in terms of precision, intra-list average distance (ILAD) and channel-wise Precision@k in offline experiments and in terms of CTR and ILAD in our online systems.

INTRODUCTION

Homepage recommendation is a common task in the industry, especially on E-commerce platforms, such as Amazon and Aliexpress. In many cases, the homepage has a hierarchical architecture containing multiple channels, and each channel contains several items, as shown in figure 1. A channel, such as Top Sellers and Deal of the Day, is a collection of items gathered according to certain attributes of items. Items can be recommended to multiple channels according to their corresponding attributes. Existing algorithms only consider the accuracy and diversity of a single channel and are hard to produce the optimal recommendation list of the whole homepage. Thus designing a model for optimal recommendation on the whole list is a challenge problem.

In addition to the recommendation accuracy, the differences of users' preferences for channels and the diversity of the whole homepage have an important impact on homepage



Figure 1: The hierarchical structure of homepage.

recommendation. Firstly, we discuss whether users have different preferences for channel. Based on behavioral data, such as the frequencies of browsing in each channel, we classify users into three groups. As expected, users can be clustered into three different groups based on their different channel preferences. Therefore, instead of user-item predictive model, we require to create a user-channel-item predictive model for CTR prediction. Besides, in order to design an accurate recommender for CTR prediction, modeling the mutual influence between items is an important topic for the researchers of E-commerce recommender systems. Secondly, diversification has become one of the leading topics of recommender system research. We find it is necessary to manage diversity in homepage recommender systems. Furthermore, we discuss whether users have different levels of tolerance for item repetitions belonging to each category. We calculate the CTR under different number of phones', clothes', food's and jewelry's recurring during a month, as shown in figure 2, which turns out that users' tolerance for reappearance of different category is different. For example, the CTR is the highest when the number of phones' recurring equals to 2, however, it is the highest when the number of clothes' recurring equals to 3, so we suggest to set specific threshold for each category.

Existing methods are sub-optimal because it is hard to tackle the above issues. Although several re-ranking mod-

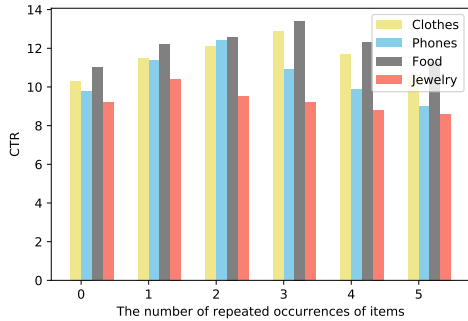


Figure 2: Distributions of CTR under different number of phones', clothes', food's and jewelry's reappearances.

els have been proposed to model the mutual influence between items, they do not specifically consider the homepage structure, which usually exhibits a hierarchical architecture. Also, existing re-ranking methods do not consider avoiding repeated appearances of the same item in multiple channels. Although there exists abundant methods to deal with diversification in ranking, they do not fit well with homepage recommendation applications, because it is hard to balance accuracy and diversity given multiple channels. Besides, these methods are not as adequate for modeling the relationship between items as Deep List-wise Context Models. They only use pairwise dissimilarities to characterize the overall diversity property of the list, which may not capture complex relationships among items. For example, in maximal marginal relevance (MMR) (Carbonell and Goldstein 1998) method, the score of an item under consideration is proportional to its relevance minus a penalty term that measures its similarity to the items previously selected.

To summarize, the main contributions made in this paper are as follows:

- We propose an efficient two-stage architecture of homepage recommender. To the best of our knowledge, it is the first to explicitly introduce the homepage structure into re-ranking task in large-scale online system.
- We design a user-item-channel predictive model for CTR prediction as well as diversified assignment. Specifically, we propose a general framework that employs linear programming to recommend items to proper channels under a whole class of diversity constraints.
- We provide an optimal recommendation list in each channel by re-ranking. In order to describe the mutual influence between items in both intra-channel and inter-channel, we propose a Deep & Hierarchical Attention Network Re-ranking (DHANR) model for homepage recommender systems.
- Our proposed method can be specific to determine how many items should be recommended for each category. It is better to set a specific threshold for each category, as the tolerance of the user to the multiple occurred items in each channel is different.
- We conduct extensive offline and online experiments on

an E-commerce Recommendation System. We observe a superior performance of our proposed model.

RELATED WORK

First we review related work on various re-ranking approaches, and then discuss existing measures of diversity in the recommender systems.

Re-ranking Methods. Typically, a ranking function is learned from the labeled dataset to optimize the global performance, which produces accurate ranking score or maximum CTR (Burges et al. 2005; Burges 2010; Cao et al. 2007; Friedman 2001; Joachims 2006; Taylor et al. 2008; Xia et al. 2008). However these methods do not explicitly consider the mutual influence between items. Several deep list-wise context models (Ai et al. 2018; Yin et al. 2016; Zhuang, Ou, and Wang 2018; Pei et al. 2019; Bello et al. 2018) have been proposed to model the mutual influence between items. These works tend to model the mutual influences between items explicitly to refine the initial list given by the previous ranking algorithm, which is known as re-ranking. The main objective is to build the scoring function by encoding the information of all items in the list into feature space. The methods for encoding the feature vectors contain RNN-based and transformer-based (Kang and McAuley 2018). The RNN-based models include GlobalRerank (Zhuang, Ou, and Wang 2018), Seq2Slate (Bello et al. 2018) and DLCM (Ai et al. 2018), and the transformer-based model including PRM (Pei et al. 2019). They feed the initial list into RNN-based or transformer-based structure sequentially and output the encoded vector at each time step, to model the mutual influences between items. Seq2Slate (Bello et al. 2018) and GlobalRerank (Zhuang, Ou, and Wang 2018) use the decoder structure to generate the re-ranked list. Seq2Slate (Bello et al. 2018) uses the pointer network (Vinyals, Fortunato, and Jaitly 2015) to generate re-ranked list sequentially. GlobalRerank (Zhuang, Ou, and Wang 2018) uses RNN with the attention mechanism (Vaswani et al. 2017) as the decoder. PRM (Pei et al. 2019) directly optimizes the whole recommendation list by employing a transformer structure to efficiently encode the information of all items in the list.

Diversity Methods. A common specific definition of diversity in the literature is the average pairwise dissimilarity between recommended items. There are a wide range of methods for managing diversity in ranking (Carbonell and Goldstein 1998; Borodin, Lee, and Ye 2012; Qin and Zhu 2013; Chen, Zhang, and Zhou 2018; Wilhelm et al. 2018; Hijikata, Shimizu, and Nishida 2009; Lathia et al. 2010; Mc-Nee, Riedl, and Konstan 2006; Vargas et al. 2014; Yu, Lakshmanan, and Amer-Yahia 2009; Zhang and Hurley 2008; Ziegler et al. 2005). Most methods define set-wise diversity metrics and involve a tunable parameter to adjust the trade-off between relevance and diversity, such as maximal marginal relevance (MMR) (Carbonell and Goldstein 1998), max-sum diversification (MSD) (Borodin, Lee, and Ye 2012) and entropy regularizer (Entropy) (Qin and Zhu 2013). The maximal marginal relevance (MRR) (Carbonell and Goldstein 1998) model was one of the pioneering work for promoting diversity in information retrieval tasks. The

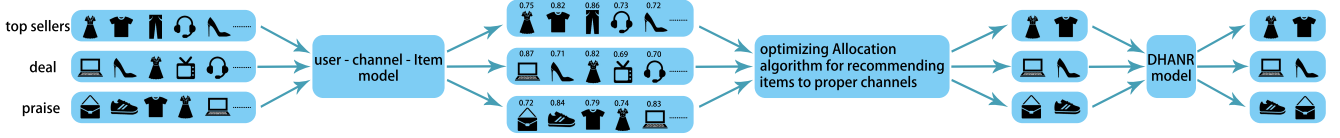


Figure 3: Method Overview

trust-region based optimization method(Yuan 2000) aims to maximize the diversity of recommendation list, while maintaining an acceptable level of matching quality. Entropy regularizer (Entropy) (Qin and Zhu 2013) method is incorporated in the contextual combinatorial bandit framework to diversify the online recommendation results. There are also methods using a DPP-based (Borodin 2009; Gillenwater 2014; Kulesza and Taskar 2012) approach for recommending relevant and diverse items to users. For example, a fast greedy maximum a posteriori(MAP) inference algorithm for determinantal point process (Chen, Zhang, and Zhou 2018) was proposed to improve recommendation diversity.

METHOD

We propose a two-stage architecture for the homepage recommender. The overview of our method is shown in figure 3. The first stage includes a recommendation process that puts items into proper channels under diversity constraints. In the second stage, we propose the DHANR model to provide an ordered list of items in each channel.

Diversity-Constrained Channel Items Recommender Framework

Personalized recommendation with diversity considerations is an important task for modern recommender systems. Our framework deals with this problem.

A user-channel-item Predictive Model For CTR Prediction. In order to model the differences of users' preferences for channels, we create a user-channel-item predictive model to predict the CTR in each channel. Typically, ranking in recommender system only considers the user-item pair features. In our deep network, we also consider the channel features, which are used as the input for the context network. Thus, the outputs of the model are user-channel-item tripartite structure scores. Popular model structures, such as DNN, DeepFM, DCN, can be used here.

Diversity Measure. We choose to define diversity with respect to attributes of items, such as category, brand and style. How to set the thresholds for each type of recommended item requires further consideration. For example, how many items related with food can be displayed on the homepage. We calculate the conditional probability of CTR given the number of items belong to category c equals to k as:

$$CTR_{\text{category}} = \frac{Pr[\text{click} = 1, cnt(\text{category} = c) = k]}{Pr[cnt(\text{category} = c) = k]} \quad (1)$$

where $cnt(\text{category} = c)$ means the number of the items belong to category c . The k maximizes the above formula is expressed by T_c . This T_c means the maximum of items belonging to category c can be displayed on homepage during one exposure.

Optimizing Allocation with Linear Programming. We model the problem to find the optimal CTR of the whole page, under the diversity constraints, as a linear programming problem. The goal is to obtain the maximal CTR of the whole homepage while satisfying all diversity constraints, which can be formulated as the following,

$$\begin{aligned} \max_{X \in \Omega} \quad & \sum_{i=1}^M \sum_{j=1}^N R_{ij} X_{ij} - U \sum_{c=1}^S \xi_c \\ \text{s.t.} \quad & \begin{cases} \sum_{i=1}^M X_{ij} \leq 1, \forall j \in [N] \\ \sum_{j=1}^N X_{ij} = V_i + h, \forall i \in [M] \\ \sum_{i=1}^M \sum_{j \in K_c} X_{ij} \leq T_c + \xi_c, \forall c \in [S] \\ \sum_{j \in K_c} X_{ij} \leq B, \forall c \in [S], i \in [M] \\ X_{ij} \in \{0, 1\}, \forall j \in [N], i \in [M] \\ \xi_c \geq 0, \forall c \in [S] \end{cases} \end{aligned} \quad (2)$$

where $\Omega = \{\mathbb{R}^{M \times N}\}$, X_{ij} is the decision variable indicating whether the algorithm allocates the j -th item to the i -th channel. R_{ij} is the CTR of item j in channel i , which is calculated by user-channel-item Predictive Model. The first restriction means that each item only can be assigned to at most one channel. The second restriction ensures that $V_i + h$ items must be allocated to the i -th channel. V_i is the number of recommended items in the i -th channel. h is the hyperparameter which controls the number of items input into re-ranking models. The third restriction is the constraints on diversified exposures, which ensures that the number of items belong to category c displayed on the homepage should not exceed the diversity constraint threshold T_c . For example, the items related with food cannot be displayed on homepage more than 3 positions. Besides, we introduce a slack variable ξ_c to control the strength of diversity constraints. The fourth restriction ensures the number of items belonging to the same category displayed on each channel should not exceed the bound B .

The resulting linear program can be solved efficiently and optimally with standard algorithms like interior point methods. Then we allocate items to the channels accordingly. The output item lists contain $V_i + h$ items in each channel.

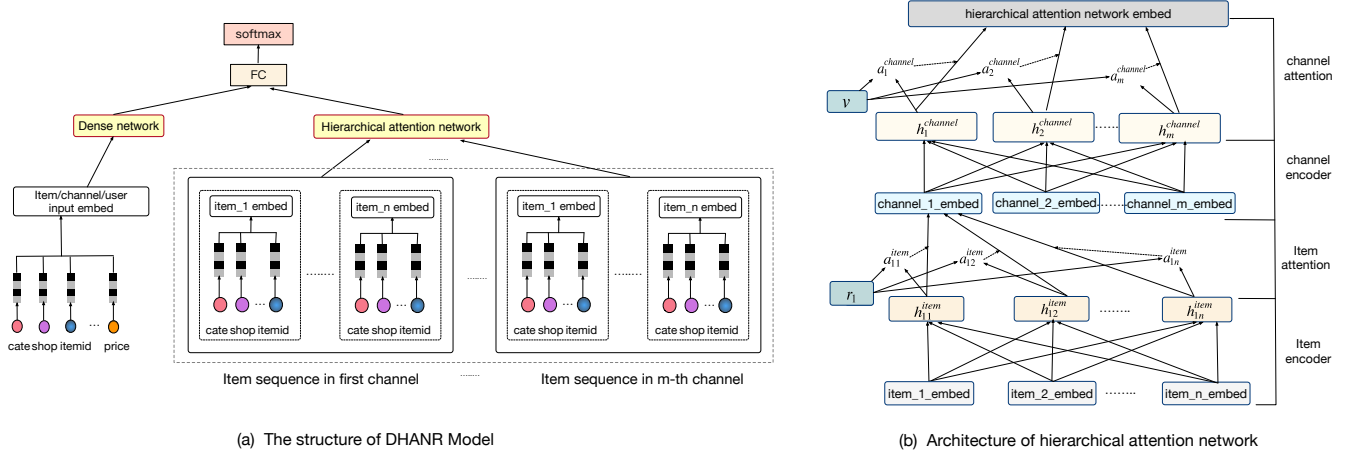


Figure 4: The structure of Deep & Hierarchical Attention Network Re-ranking (DHANR) Model

Deep & Hierarchical Attention Network Re-ranking (DHANR) Model

In this section, we create a re-ranking model to optimize the order of items in each channel. In order to model the mutual influence between items in both intra-channel and inter-channel as well as the differences of users' preferences, we build a Deep & Hierarchical Attention Network Re-ranking (DHANR) model to predict the CTR in each channel. The optimal recommendation list in each channel can be obtained by ranking items by their re-ranking scores.

The architecture of our DHANR Model is shown in figure 4 (a). The model consists of two categories of components: the deep component and the hierarchical attention component. The deep component has been introduced in user-channel-item model. The detailed structure of the hierarchical attention network component is shown in figure 4 (b). The input of this network is the item lists generated by previous user-channel-item and allocation method. Our hierarchical attention network consists of an item encoder, an item-level attention layer, a channel encoder and a channel-level attention layer.

Item encoder. Given a sequence of items in each channel, we embed the items vectors, then adopting Transformer-like encoder to integrate the mutual influences of item-pairs in each channel. The self-attention mechanism is suitable in our re-ranking task as it directly models the mutual influences for any two items regardless the distances between them. The self-attention function is defined as:

$$Attention(Q, K, V) = softmax\left(\frac{QK^T}{\sqrt{d_k}}\right)V, \quad (3)$$

where Q, K, V are matrices and represent queries, keys and values respectively. d_k is a scaling factor and represent the dimensionality of matrix k . To model more complex mutual influences, we use the multihead attention. Our encoding module consists of N_b blocks of Transformer encoder. Each block contains a self-attention layer and a Feed-Forward Network (FFN) layer. We use the aforemen-

tioned encoding method to generate a richer representation of items in each channel, that is h_{ij}^{im} .

Item-level attention layer. We introduce the attention mechanism and an item level context vector r_i to extract items that are important to the channel and aggregate the representations of those informative items to form a channel vector.

$$u_{ij}^{im} = \tanh(W_w h_{ij}^{im} + b_w); a_{ij}^{im} = \frac{\exp(u_{ij}^{imT} r_i)}{\sum_j \exp(u_{ij}^{imT} r_i)}, \quad (4)$$

$$s_i = \sum_j a_{ij}^{im} h_{ij}^{im}, \quad (5)$$

Channel encoder. Given the channel vectors $s_i, i \in [M]$, we adopt an encoder as illustrated in the item encoder to integrate the mutual influences of channel-pairs in a similar way as the item encoder and obtain a richer representation of channels, h_i^{cha} .

Channel-level attention layer. We again use the attention mechanism and introduce a channel level context vector v to extract overall homepage representation.

$$u_i^{cha} = \tanh(W_s h_i^{cha} + b_s); a_i^{cha} = \frac{\exp(u_i^{chaT} v)}{\sum_i \exp(u_i^{chaT} v)}, \quad (6)$$

$$t = \sum_i a_i^{cha} h_i^{cha}, \quad (7)$$

Finally, the vectors generated by the deep component and by the hierarchical attention component are concatenated together to feed into a multilayer perceptron (MLP).

EXPERIMENTAL RESULTS

In this section, we first introduce the datasets and baselines used for evaluation. Then we compare our methods with baselines on these datasets to evaluate the effectiveness of our model.

Datasets

To the best of our knowledge, there does not exist publicly available re-ranking homepage datasets with context information for recommendation. Therefore, we construct an E-commerce Re-ranking dataset from a real-world E-commerce platform. The dataset contains the user click-through data of the homepage. The size of training and testing set is about 320 millions and 80 millions respectively. These channels have 3, 4, and 3 items, and the number of items is about 8M. Compared with channel 3, channel 1 and channel 2 have 1.07% and 1.14% higher CTR.

Baselines

As there are two stages in our method, we conduct the study to understand the contributions of each stage. In the first stage, the algorithm for CTR prediction and recommending items to proper channels under diversity constraints is denoted as UCI-AA. We use following methods as our baselines in the first stage.

DNN: The concatenation of all the embedding vectors is fed into multiple layer perception. Then, an output layer predicts the probability whether the user will click the item with a sigmoid function.

DNN(single): We also train single-channel models by training a separate model for each channel.

MMR: Maximal marginal relevance is proposed to reduce redundancy while maintaining relevance.

MSD: The objective function comprises of two terms, a modular relevance term and a supermodular sum of distance diversity term.

UCI-AA: The model proposed in stage 1 of this paper, which recommends items to proper channels under diversity constraints based on CTR score as predicted in user-channel-item model. The UCI-AA method determines the set of items under each channel, but it has not determined the order of items in each channel. In the second stage, we add the hierarchical attention network to re-ranking, which is denoted as UCI-AA-DHANR. We choose DLCM(Ai et al. 2018) and PRM (Pei et al. 2019) as our baseline methods in the second stage, as other re-ranking methods mentioned in related work can not be parallelized in online inference and the time complexities are unacceptable.

UCI-AA-DLCM: It is a re-ranking model. The GRU is used to encode the local context information into a global vector. Combing the global vector and each feature vector, it learns a more powerful scoring function than the model without re-ranking.

UCI-AA-PRM: It directly optimizes the whole recommendation list by employing a Transformer structure to efficiently encode the information of all items in the list.

UCI-AA-DHANR: The model proposed in this paper. Based on the UCI-AA model, we propose a Deep & Hierarchical Attention Network Re-ranking (DHANR) model for describing the mutual influence between items in both intra-channel and inter-channel.

Evaluation Metrics

For offline evaluation, we use precision to compare different methods for the homepage recommendation:

$$Precision = \frac{1}{|U|} \sum_{u \in U} \frac{|R_u \cap C_u|}{|R_u|}, \quad (8)$$

where U is the set of all user requests in the dataset, R_u is the set of items recommended to user request u , C_u denotes the set of items clicked. Furthermore, in order to compare the performance of our DHANR Model with other re-ranking methods, we use $Precision@k_{channel}$ to evaluation the performance in each channel, which is defined as the the fraction of clicked items in the top-k recommended items for all test samples in each channel. Since we are optimizing the recommendation of multiple channels as a whole, $Precision@k$ is not suitable for the homepage recommendation.

$$Precision@k_{channel} = \frac{1}{|U|} \sum_{u \in U} \frac{\sum_{i=1}^k \mathbb{I}(S_u(i))}{k}, \quad (9)$$

where S_u is the ordered list of items given by the re-ranking model for each request $u \in U$ and $S_u(i)$ is the i -th item. \mathbb{I} is the indicator function on whether item i is clicked or not.

Also, we compare the diversity of our method with other diversity methods. Diversity metric is measured by the intra-list average distance (ILAD), which defined as follows:

$$Diversity = avg_{u \in U} avg_{i, j \in R_u, i \neq j} (1 - S_{ij}), \quad (10)$$

where S_{ij} denotes the similarity between two items i and j , for fair comparison, we define S_{ij} by the Jaccard similarity between the categories of two items i and j .

For online A/B tests, we use CTR and diversity as metrics. CTR is the click through rate and can be calculated by IPV/PV. PV and IPV are defined as the total number of items viewed and clicked by the users, respectively.

Experimental Settings

In the experiments, for both baselines and our methods, we use the same value for those critical hyper parameters. The learning rate of Adam optimizer is 0.0001. $p_{dropout}$ is set to 0.01. The batch size is set to 512. For the deep network, we set the hidden layers as 3, the number of units in each hidden layer is set to 512, 256, 128 respectively, and we use ReLUs as the activation function. The rest of the settings belonging to the customized parts of our model will be listed at the corresponding parts in the Hyper-Parameters Investigation section. The experiments are repeated 10 times with independent data. 80% as training data, 20% as test data. We display the mean performance in the following tables in offline and online performance sections. The standard deviation is within the range of [0.002, 0.009].

Offline Performance

In this section, we conduct offline evaluations on an E-commerce dataset. We conduct the study to find how each stage in our model contributes to the performance. In the first stage, the percent difference in precision and diversity for the various approaches during a week is described in table

Table 1: Offline Precision & Diversity of Methods during a week.

method	Precision(%)				Diversity(%)			
	total	channel 1	channel 2	channel 3	total	channel 1	channel 2	channel 3
DNN(single)	11.86	12.15	13.39	11.03	46.62	47.23	46.81	46.25
DNN	12.84	12.76	13.56	11.85	50.54	52.42	50.76	50.43
MMR	13.29	13.20	13.83	12.16	58.71	58.92	59.14	58.13
MSD	13.25	13.24	13.88	12.18	57.28	57.43	57.65	56.62
UCI-AA	14.01	13.95	15.22	12.82	65.84	66.15	66.27	65.14
UCI-AA-DLCM	14.28	14.14	15.34	13.04	65.83	66.17	66.25	65.18
UCI-AA-PRM	14.32	14.21	15.36	13.05	65.86	66.15	66.28	65.17
UCI-AA-DHANR	14.84	14.75	15.82	13.62	65.89	66.18	66.31	65.19

1. In the second stage, we illustrate the Precision@1, Precision@2 of our DHANR model and other re-ranking methods in each channel, as listed in table 3. We also conduct the Hyper-Parameters Investigation.

Model analysis Table 1 shows that our UCI-AA model achieves stable and significant performance improvements comparing with all baselines. UCI-AA outperforms MSD by 5.7% at Precision and 15.1% at Diversity, as well as outperforms MMR by 5.4% at Precision and 12.5% at Diversity. The gap gets larger when comparing with DNN, which has 9.3% increase at Precision and 25.6% increase at Diversity. DNN(single) achieves the worst performance due to training single-scene models does not take advantage of the rich user and item information from all channels. Among all the compared diversity methods, our proposed UCI-AA almost always achieve the best performance in every channel, which mainly comes from the powerful encoding of user’ preferences for channels and the effective controlling of diversified exposures. In general, we see that the model tends to demote listings with more diversity. The diversity score distribution of the categories and brands in figure 5 is quite revealing. The plot clearly shows our method frequently produce recommendations with different categories and brands.

Further more, with re-ranking method, UCI-AA-DHANR extend 5.6% at Precision over UCI-AA. table 2 shows that on average, UCI-AA-DHANR achieves 11.5% improvements on Precision@1 and 6.2% improvements on Precision@2 comparing with UCI-AA due to the powerful encoding of mutual influence between items in both intra-channel and inter-channel. Among all the compared reranking methods, our proposed DHANR almost always achieve the best performance in every channel. For further illustration, in order to validate that the DHANR model is able to learn meaningful information with respect to characteristics of items and channels, we visualize the average attention weights between items on category. As shown in figure 6, the items with similar categories tend to have larger attention weights. We can conclude that the DHANR model can successfully capture mutual-influences of items. For example, “men’s clothing” has more influences on “women’s clothing” than on “consumer electronics”. Besides, the channels with similar items tend to have larger attention weights.

Hyper-Parameters Investigation In UCI-AA model, we test the impact of trade-off parameter U in expression (3).

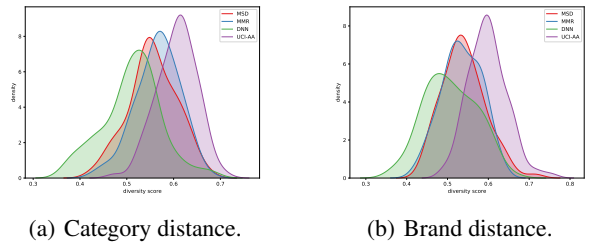


Figure 5: Diversity score distribution of the recommender systems, based on the similarity of (a) category, (b) brand

The results are shown in figure 7. As U increases, the diversity constraint become stronger. Precision improves at first, achieves the best value when $U \approx 2$, and then decreases a little bit. Diversity is monotonously increasing as U increases. Therefore, we set U as 2. In addition to the trade-off parameter U , we also try different bounds($B = 1; 2; 3$) which restrict the number of items from the same category that can be displayed on each channel and different hyper-parameters ($h = 0; 1; 2; 3$). Due to limited space, we will not put the experimental data. The best performance is achieved when B is 2 and h is 1. In DHANR model, we try different settings($h = 1; 2; 3$) in the multi-head attention layer and different settings of block number($N_b = 3; 4; 5$). No significant improvements are observed in the DHANR model, which are listed in table 2.

Online Performance

We conduct online experiments (A/B testing) on the E-commerce Recommendation online System. The online performance of methods, measured in terms of CTR and diversity, is summarized in table 4.

Table 4 shows the performance improvements in online A/B test compared to a DNN model without re-ranking method. From table 4 we can conclude that by taking moderate amount of diversity into consideration, better performance can be achieved. All three methods, MMR, MSD and our UCI-AA model, increase the CTR and diversity. However, MMR and MSD do not improve the online metrics as much as our method. On average, our model outperforms DNN-based LTR without re-ranking models by 5.62% and

Table 2: Offline $Precision@1_{channel}$ & $Precision@2_{channel}$ of Methods and Hyper-Parameters Investigation in DHANR model during a week.

method	$Precision@1_{channel}(\%)$			$Precision@2_{channel}2(\%)$		
	channel 1	channel 2	channel 3	channel 1	channel 2	channel 3
UCI-AA	16.82	19.45	15.43	15.13	17.32	13.71
UCI-AA-DLCM	17.34	20.27	16.32	15.31	17.52	13.88
UCI-AA-PRM	17.96	20.54	16.56	15.33	17.51	13.90
UCI-AA-DHANR($N_b = 4, h = 1$)	18.82	21.32	17.18	16.12	18.14	14.68
Block($N_b = 3$)	18.79	21.37	17.15	16.14	18.12	14.66
Block($N_b = 5$)	18.84	21.29	17.16	16.10	18.12	14.69
Multiheads($h = 2$)	18.85	21.28	17.21	16.13	18.13	14.67
Multiheads($h = 3$)	18.83	21.34	17.15	16.12	18.14	14.65

Table 3: Performance improvements in online A/B test compared to a DNN without re-ranking method during a week.

method	CTR(%)				Diversity(%)			
	total	channel 1	channel 2	channel 3	total	channel 1	channel 2	channel 3
MMR	3.53	3.50	3.58	3.54	16.28	16.19	16.26	16.23
MSD	3.58	3.59	3.55	3.61	15.31	15.27	15.36	15.32
UCI-AA	5.62	5.60	5.66	5.64	26.23	26.21	26.24	26.25
UCI-AA-DLCM	5.93	5.95	5.92	5.91	26.25	26.24	26.23	26.24
UCI-AA-PRM	5.98	5.92	5.97	5.95	26.26	26.23	26.25	26.26
UCI-AA-DHANR	6.26	6.29	6.24	6.23	26.26	26.25	26.23	26.25

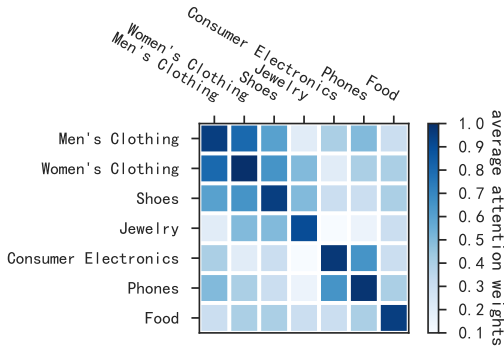


Figure 6: Average attention weights related to items' attributes.

26.23% in terms of CTR and Diversity. We can also conclude that re-ranking helps to increase the online metrics, as improvement can be observed regardless of the re-ranking methods. However, DLCM and PRM do not improve the online metrics as much as our method. Our model outperforms other algorithms in each channel.

CONCLUSION

In this paper, we propose a method to improve the precision and diversity for the homepage recommendation problem. Instead of optimizing evaluation metrics in a single channel, we take the homepage structure into consideration and design a two-stage architecture algorithm. During the first stage, we developed a general framework that employs linear programming to recommend items to proper channels

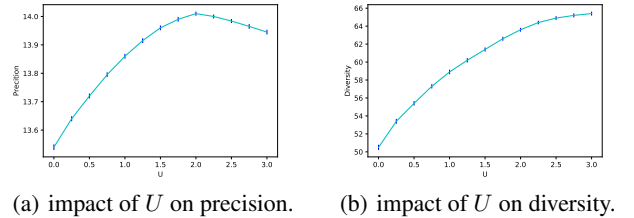


Figure 7: Impact of trade-off parameter U .

under a whole class of diversity constraints. Then in the second stage, a DHANR model is proposed to refine the order of items in each channel. To verify the effectiveness of our method, we conduct offline and online experiments. Both the online and offline experiments demonstrate that our method could greatly improve the performance on real-world datasets.

Though we achieved our initial goal of increasing diversity and relevance of recommended items to users, there still remain many unexplored frontiers. One idea is to use Bandit algorithms to estimate the optimal number of items for each category.

References

- Ai, Q.; Bi, K.; Guo, J.; and Croft, W. B. 2018. Learning a deep listwise context model for ranking refinement. In *The 41st International ACM SIGIR Conference on Research & Development in Information Retrieval*, 135–144.
- Bello, I.; Kulkarni, S.; Jain, S.; Boutilier, C.; Chi, E.; Eban, E.; Luo, X.; Mackey, A.; and Meshi, O. 2018. Seq2slate: Re-ranking and slate optimization with rnns. *arXiv preprint arXiv:1810.02019*.
- Borodin, A. 2009. Determinantal point processes. *arXiv preprint arXiv:0911.1153*.
- Borodin, A.; Lee, H. C.; and Ye, Y. 2012. Max-sum diversification, monotone submodular functions and dynamic updates. In *Proceedings of the 31st ACM SIGMOD-SIGACT-SIGAI symposium on Principles of Database Systems*, 155–166.
- Burges, C.; Shaked, T.; Renshaw, E.; Lazier, A.; Deeds, M.; Hamilton, N.; and Hullender, G. 2005. Learning to rank using gradient descent. In *Proceedings of the 22nd international conference on Machine learning*, 89–96.
- Burges, C. J. 2010. From ranknet to lambdarank to lambdamart: An overview. *Learning*, 11(23-581): 81.
- Cao, Z.; Qin, T.; Liu, T.-Y.; Tsai, M.-F.; and Li, H. 2007. Learning to rank: from pairwise approach to listwise approach. In *Proceedings of the 24th international conference on Machine learning*, 129–136.
- Carbonell, J.; and Goldstein, J. 1998. The use of MMR, diversity-based reranking for reordering documents and producing summaries. In *Proceedings of the 21st annual international ACM SIGIR conference on Research and development in information retrieval*, 335–336.
- Chen, L.; Zhang, G.; and Zhou, H. 2018. Fast greedy map inference for determinantal point process to improve recommendation diversity. In *Proceedings of the 32nd International Conference on Neural Information Processing Systems*, 5627–5638.
- Friedman, J. H. 2001. Greedy function approximation: a gradient boosting machine. *Annals of statistics*, 1189–1232.
- Gillenwater, J. A. 2014. Approximate inference for determinantal point processes.
- Hijikata, Y.; Shimizu, T.; and Nishida, S. 2009. Discovery-oriented collaborative filtering for improving user satisfaction. In *Proceedings of the 14th international conference on Intelligent user interfaces*, 67–76.
- Joachims, T. 2006. Training linear SVMs in linear time. In *Proceedings of the 12th ACM SIGKDD international conference on Knowledge discovery and data mining*, 217–226.
- Kang, W.-C.; and McAuley, J. 2018. Self-attentive sequential recommendation. In *2018 IEEE International Conference on Data Mining (ICDM)*, 197–206. IEEE.
- Kulesza, A.; and Taskar, B. 2012. Determinantal point processes for machine learning. *arXiv preprint arXiv:1207.6083*.
- Lathia, N.; Hailes, S.; Capra, L.; and Amatriain, X. 2010. Temporal diversity in recommender systems. In *Proceedings of the 33rd international ACM SIGIR conference on Research and development in information retrieval*, 210–217.
- McNee, S. M.; Riedl, J.; and Konstan, J. A. 2006. Being accurate is not enough: how accuracy metrics have hurt recommender systems. In *CHI'06 extended abstracts on Human factors in computing systems*, 1097–1101.
- Pei, C.; Zhang, Y.; Zhang, Y.; Sun, F.; Lin, X.; Sun, H.; Wu, J.; Jiang, P.; Ge, J.; Ou, W.; et al. 2019. Personalized re-ranking for recommendation. In *Proceedings of the 13th ACM Conference on Recommender Systems*, 3–11.
- Qin, L.; and Zhu, X. 2013. Promoting diversity in recommendation by entropy regularizer. In *Twenty-Third International Joint Conference on Artificial Intelligence*. Citeseer.
- Taylor, M.; Guiver, J.; Robertson, S.; and Minka, T. 2008. Sofrank: optimizing non-smooth rank metrics. In *Proceedings of the 2008 International Conference on Web Search and Data Mining*, 77–86.
- Vargas, S.; Baltrunas, L.; Karatzoglou, A.; and Castells, P. 2014. Coverage, redundancy and size-awareness in genre diversity for recommender systems. In *Proceedings of the 8th ACM Conference on Recommender systems*, 209–216.
- Vaswani, A.; Shazeer, N.; Parmar, N.; Uszkoreit, J.; Jones, L.; Gomez, A. N.; Kaiser, L.; and Polosukhin, I. 2017. Attention is all you need. *arXiv preprint arXiv:1706.03762*.
- Vinyals, O.; Fortunato, M.; and Jaitly, N. 2015. Pointer networks. *arXiv preprint arXiv:1506.03134*.
- Wilhelm, M.; Ramanathan, A.; Bonomo, A.; Jain, S.; Chi, E. H.; and Gillenwater, J. 2018. Practical diversified recommendations on youtube with determinantal point processes. In *Proceedings of the 27th ACM International Conference on Information and Knowledge Management*, 2165–2173.
- Xia, F.; Liu, T.-Y.; Wang, J.; Zhang, W.; and Li, H. 2008. Listwise approach to learning to rank: theory and algorithm. In *Proceedings of the 25th international conference on Machine learning*, 1192–1199.
- Yin, D.; Hu, Y.; Tang, J.; Daly, T.; Zhou, M.; Ouyang, H.; Chen, J.; Kang, C.; Deng, H.; Nobata, C.; et al. 2016. Rank-relevance in yahoo search. In *Proceedings of the 22nd ACM SIGKDD International Conference on Knowledge Discovery and Data Mining*, 323–332.
- Yu, C.; Lakshmanan, L.; and Amer-Yahia, S. 2009. It takes variety to make a world: diversification in recommender systems. In *Proceedings of the 12th international conference on extending database technology: Advances in database technology*, 368–378.
- Yuan, Y.-x. 2000. A review of trust region algorithms for optimization. In *Iciam*, volume 99, 271–282.
- Zhang, M.; and Hurley, N. 2008. Avoiding monotony: improving the diversity of recommendation lists. In *Proceedings of the 2008 ACM conference on Recommender systems*, 123–130.
- Zhuang, T.; Ou, W.; and Wang, Z. 2018. Globally optimized mutual influence aware ranking in e-commerce search. *arXiv preprint arXiv:1805.08524*.
- Ziegler, C.-N.; McNee, S. M.; Konstan, J. A.; and Lausen, G. 2005. Improving recommendation lists through topic diversification. In *Proceedings of the 14th international conference on World Wide Web*, 22–32.