

# Tree-based Focused Web Crawling with Reinforcement Learning

Andreas Kontogiannis, Dimitrios Kelesis, Vasilis Pollatos, Georgios Paliouras and George Giannakopoulos

**Abstract**—A focused crawler aims at discovering as many web pages relevant to a target topic as possible, while avoiding irrelevant ones. Reinforcement Learning (RL) has been utilized to optimize focused crawling. In this paper, we propose TRES, an RL-empowered framework for focused crawling. We model the crawling environment as a Markov Decision Process, which the RL agent aims at solving by determining a good crawling strategy. Starting from a few human provided keywords and a small text corpus, that are expected to be relevant to the target topic, TRES follows a keyword set expansion procedure, which guides crawling, and trains a classifier that constitutes the reward function. To avoid a computationally infeasible brute force method for selecting a best action, we propose Tree-Frontier, a decision-tree-based algorithm that adaptively discretizes the large state and action spaces and finds only a few representative actions. Tree-Frontier allows the agent to be likely to select near-optimal actions by being greedy over selecting the best representative action. Experimentally, we show that TRES significantly outperforms state-of-the-art methods in terms of harvest rate (ratio of relevant pages crawled), while Tree-Frontier reduces by orders of magnitude the number of actions needed to be evaluated at each timestep.

**Index Terms**—Focused Web Crawling, Reinforcement Learning, Decision Tree, Tree Based Discretization, State and Action Spaces Discretization, URL Classification, Markov Decision Process

## 1 INTRODUCTION

THE abundance of information produced daily within the Web is far from unknown. A variety of challenges stem from the related prolific content generation processes of Web 2.0, which have been further strengthened through the use of Artificial Intelligence (AI) in applications such as automated journalism [1]. On the other hand, a variety of AI-based techniques have come to support humans in their endeavor to mine and distill knowledge from this immense text and data source: from summarization [14] to supporting scientific research [2], [9] and discovery [15], to focused crawling [8] used to support targeted retrieval of interesting web resources based on a specific user need.

Focused crawlers [8] are essentially intelligent agents which, given a topic of interest, find a strategy to search for relevant web pages. Such agents are widely used to collect vast amounts of topic-related data. Typically, a focused crawler starts from an initial set of highly relevant data, in the form of URLs, called *seeds*. The crawler utilizes seeds to bootstrap the collection process, extracting their outgoing links, or *outlink URLs*, and storing them in a URL collection, called the crawl *frontier* [12]. The agent selects the most promising URL from the frontier (based on an evaluation function), visits the corresponding web page and classifies it as relevant or irrelevant to the user's interests.

Then, recursively, the outlinks of the visited page are stored in the frontier. Based on relevance feedback by the user, the evaluation function that scores the frontier URLs is adjusted. In a typical focused crawling setting, the total number of visited or retrieved URLs is user-defined and thus the whole process terminates when that number is reached.

Many approaches, such as [13], [20], [33], [35], use classifiers to estimate whether a given web page is related to the target topic, instead of requesting human feedback. Such classifiers can be used to (a) identify the relevant web pages (in the form of URLs) in the frontier, assigning them high evaluation values, which imply high crawling priorities, (b) give relevance feedback to the strategy of the crawler once a web page has been visited and (c) evaluate the relevance of the crawled data at the end of the process.

An alternative approach is to model the crawling environment as a Markov Decision Process (MDP) and employ *Reinforcement Learning (RL)*. Unlike simple classification-based methods, RL-based focused crawlers are able to identify web pages (or websites), called *hubs* [34], which are possibly connected with other relevant URLs on the Web. Thus, in cases where no high relevance URLs exist in the frontier, a good RL strategy may prioritize hubs to reach highly relevant web pages at a later step.

Another major challenge of focused crawling is how to deal with the large URL collection that is stored in the frontier. At each crawling step, the crawler must evaluate the URLs in the frontier and then fetch the URL estimated to be the best for the crawling process. Under the assumption that the frontier has a linear growth over time, the computational cost of a brute force method for selecting the best URL at each timestep is infeasible for long crawling sessions.

In this paper:

- We propose a novel RL-based focused crawling framework called *TRES (Tree REinforcement Spider)*. The

- A. Kontogiannis and V. Pollatos are with the School of Electrical and Computer Engineering, National Technical University of Athens, Greece, 15780. E-mail: andr.kontog@gmail.com
- D. Kelesis is with the School of Electrical and Computer Engineering, National Technical University of Athens, Greece, 15780 and National Centre for Scientific Research (NCSR) "Demokritos", Athens 15310, Greece
- G. Paliouras is with the National Centre for Scientific Research (NCSR) "Demokritos", Athens 15310, Greece
- G. Giannakopoulos is with the National Centre for Scientific Research (NCSR) "Demokritos", Athens 15310, Greece and SciFY PNPC, 153 41 Ag. Paraskevi, Greece

framework employs a *novel, mathematically sound, Markov Decision Process (MDP) formulation* for focused crawling.

- We introduce the *Tree-Frontier* algorithm, which provides efficient and effective representation of the crawl frontier, through discretization of the large state and action spaces.
- We show that *TRES outperforms other state-of-the-art* focused crawlers in three test domains, in terms of harvest rate of web pages, utilizing *no more than a single seed URL*.
- We show that the use of *Tree-Frontier improves the time complexity* of the brute force method for calculating the Q-values of all available actions.

The remainder of the paper is organized as follows. In Section 2, we give a brief overview of the related work. In Section 3, we present the problem definition and the proposed framework. Our experimental evaluation and the comparisons with baseline and state-of-the-art methods are presented in Section 4. Section summarises the conclusions of this paper and provides some future steps.

## 2 RELATED WORK

Methods that discover Web content are often categorized in two classes: (a) *Search-based Discovery methods* and (b) *Crawling-based Discovery methods* [32]. Search-based Discovery methods utilize queries on search engine APIs (e.g. Google and Bing) and form a strategy for query improvement. Crawling-based Discovery methods utilize the link structure to discover new content by automatically fetching and iteratively selecting URLs extracted from the visited web pages.

SeedFinder [39] belongs to the search-based approaches: it tries to find new seeds in order to best bootstrap the crawling process of an arbitrary focused crawler, by executing queries on search engines utilizing terms (keywords) extracted from relevant texts. Liakos et al. [22] expanded a keyword collection by selecting the keyword with the highest TF-IDF score to form a query. By executing this query on a search engine, new candidate keywords were retrieved and the ones with the highest scores were stored in the collection.

On the other hand, the crawling-based discovery methods can be divided into: (a) *backward* and (b) focused (*forward*) crawling methods. Backward crawling methods, e.g. the BIPARTITE crawler [3], explore URLs through backlink search, i.e. by utilizing links that links towards a URL of reference. In this work, we are not interested in evaluating backward crawling, since it requires paid APIs for most real users.

Since the introduction of focused crawling by Chakrabarti et al. [8], several improvements have been made to the basic process. One of the early modifications was the use of two classifiers; an *apprentice* and a *critic* [7]. The critic classifies web pages, while the apprentice learns (from the critic’s feedback) to identify the most promising outlink URLs. Suebchua et al. [36] introduced the “Neighborhood feature” in focused crawling, which utilizes the relevance of all already fetched web pages of the same domain (web site), in order to more effectively select URLs belonging to the same domain. This approach is based on the assumption that a web page is likely to be relevant if relevant web pages have been discovered in its neighborhood, which can also be attributed to the empirical evidence of topical locality on the Web showed by Davison [10]. However, one limitation of this approach is that the

identification of hubs highly depends on how many relevant URLs have been found on the already crawled web sites.

Du et al. [11] integrated the TF-IDF scores of the words with the semantic similarities among the words to construct *topic and text semantic vectors* and computed the cosine similarities between these vectors to select URLs. ACHE [4] is an adaptive crawler aiming to maximize the harvest rate [8] of fetched web pages through an online-learning policy. It learns to identify promising URLs and, as the crawl progresses, it adapts its focus relying on the relevant web sites that it has fetched.

Pham et al. [32] proposed DISCO, a framework which combines both Search-based Discovery and Crawling-based Discovery methods. It uses a multi-armed bandit strategy to combine different search operators (queries on APIs, forward and backward crawling) as proxies to collect relevant web pages, and rank them, based on their similarity to seeds.

Rennie and McCallum [34] introduced RL in focused crawling, but they generalized over all possible states in order to deal with the huge state space; thus each action (outlink URL) was immediately disconnected from its state. To face these challenges, RLwCS [30] uses a tabular Q-learning policy that selects the best classifier from a defined pool of classifiers, which evaluate all available candidate URLs that the crawler can immediately fetch. InfoSpiders [25], [26] approximate the Q-values of URLs in an online way, yet they only take into account statistical features of keywords for the state representation, without considering any experience samples.

Han et al. [18] proposed an online crawling algorithm, based on SARSA policy approximation [37] introducing a shared state-action representation. They manually discretized the state-action space into buckets according to value ranges of statistical heuristic features. However, their MDP formulation somewhat unnaturally allows the agent to deviate from the successive order of states; i.e. it may select actions that do not really exist in a current state. This way, given a current state, the agent may transition with positive probability to states, for which the corresponding transition probabilities are not explicitly in the state representation.

Moreover, to select URLs from the frontier, they introduced synchronous updates; at each timestep they updated the Q-values of all actions (URLs) and selected the URL with the highest one. To overcome the computational cost of evaluating all available actions at each timestep, they also proposed a heuristic asynchronous method which updates the Q-values of only those actions belonging to the current state. However, the action values of all URLs in the frontier are calculated at different timesteps making it difficult for the crawler agent to choose the best one.

From a more theoretical standpoint, Gouriten et al. [16] highlighted the frontier batch disadvantage, considering that a batch is the number of successive crawling timesteps in which the frontier has not been updated. They showed that even in an offline setting, the problem of determining the optimal sequence of fetched pages, is NP-hard. To tackle this problem, RL has been employed to find a policy in order to select which web pages to fetch from the frontier.

To face certain challenges arising in the above literature, we propose TRES, a novel RL-based focused crawling framework. Similar to [18], we formulated the focused crawling setting as an MDP, but we achieved to allow the agent to both preserve the successive order of state transitions and avoid the “crawling traps”, in which the agent only follows the URLs that are hyperlinks of the last crawled web pages. Moreover, our shared state-action repre-

sensation allows the discovery of hubs that do not only depend on how many relevant URLs have been found on the already crawled web sites, as in [36]. We encourage a more exploratory crawling strategy through the use of statistical features related to keywords, relevance estimation and the web path. Another improvement over the examined related work is the use of word2vec embeddings, as opposed to TF-IDF or other schemas, for the keyword set expansion, URL representation and web page text representation. To deal with the large URL collection that is stored in the frontier, we introduce the Tree-Frontier approach that efficiently organizes this collection and allows subtle sampling from it.

### 3 PROBLEM AND METHOD OVERVIEW

In the following paragraphs, we first describe the different aspects to which this work contributes. To this end, we provide different sub-problem definitions and suggest different approaches for each aspect, which all together form the TRES<sup>1</sup> framework.

#### 3.1 Problem Definition

##### 3.1.1 Keyword Expansion Problem

Our aim is to find a set of keywords that is sufficient to identify any document, belonging to a given topic. In order to do that, we start with a small number of keywords and adopt a keyword expansion strategy in order to identify as many keywords as possible. Formally, let  $D_C$  be the set of all web page topic-related text documents belonging to a target topic  $C$ . Also, let  $K_C = \{k_1, \dots, k_{N_K}\}$  be the finite set of all keywords that describe  $C$ . Given an initial small set of keywords,  $KS = \{k_1, \dots, k_{N_{KS}}\}$ , where  $KS \subset K_C$ , and a corpus of text documents  $D_{tr} = \{t_1, \dots, t_N\}$  where each  $t_i = \{w_{1_i}^i, \dots, w_{n_i}^i\}$  contains  $n_i$  candidate keywords, our goal is to expand  $KS$  so that  $KS = K_C$ .

##### 3.1.2 Web Page Classification Problem

Similar to [24], we deal with a binary web page classification problem, aiming to decide whether a given web page is relevant to the topic of interest. Specifically, let  $D'_C$  represent the set of all web page text documents belonging to any topic, other than  $C$ . Also, let  $P$  represent the set of all web pages on the Web. Assuming (a)  $P$  is finite, (b) each web page  $p \in P$  can be represented as a text document and (c) a word vector space  $\mathbb{R}^N$ , then  $p = \{w_1, \dots, w_{n_p}\}$  is a collection of  $n_p$  words. Given a collection of web pages  $D_{tr} \subseteq D_C \cup D'_C$ , being represented as text documents of maximum word length  $M$ , and a keyword set  $K$ , our goal is to find a function  $f : K \times P \rightarrow \{0, 1\}$ , so that for each input web page  $p \in P$ ,  $f(p)$  classifies  $p$  correctly into  $D_C$  or  $D'_C$ . The above function can be also written  $f : K \times M \times \mathbb{R}^N \rightarrow \{0, 1\}$ .

##### 3.1.3 Focused Crawling Problem

Let  $U_C$  be the finite set of URLs corresponding to all web pages that belong to the target topic  $C$ . Given  $C$  and a small set of seeds  $U_S$ , where  $|U_S| \ll |U_C|$ , our goal is to expand  $U_S$  over a  $T$ -timestep-attempt-process of discovering URLs belonging to  $U_C \setminus U_S$ . Thus, since the crawling process is terminated after  $T$  timesteps,  $U_S$  would be expanded by  $T$  new URLs. We will refer to these  $U_C \setminus U_S$  URLs discovered as *relevant*.

In the rest of this section, we describe our proposed TRES framework. First, we formulate the focused crawling problem as an MDP. Then, we present the keyword expansion strategy that our crawler adopts, in order to discover keywords that are relevant to the target topic. Next, we describe KwBiLSTM, a deep neural network estimating the reward function of our RL setting. Last but not least, we present the proposed focused crawling algorithm, which utilizes RL, in order to find good policies for selecting URLs, and the Tree-Frontier algorithm for efficient sampling from the frontier.

#### 3.2 Modeling Focused Crawling as an MDP

Similar to [18], we consider the focused crawler to be an agent, which acts in an interactive environment. Within such an environment, the agent changes states, takes actions and receives rewards, with the goal of maximizing the cumulative reward. In this context, focused crawling can be modeled as an MDP unifying the traditional use of the frontier with the action set of an RL focused crawler agent.

##### 3.2.1 Preliminaries

Let  $U$  be the finite set of all URLs on the Web. Let Page:  $U \rightarrow P$  be the function that maps URLs to corresponding web pages in  $P$ , which refers to the set of existing pages on the Web. Let Outlink :  $U \rightarrow 2^U$  be the function that matches a given URL  $u \in U$  to a set containing its outlink URLs.

Let  $G$  be the directed graph of the Web. The node set of  $G = (U, E)$  is equivalent to the URL set  $U$ . The edge set  $E$  of  $G$  is defined as follows: a node  $u_i \in U$  has a directed edge to another node  $u_j \in U$  if  $u_j \in \text{Outlink}(u_i)$ . We represent the corresponding edge with  $(u_i, u_j) \in E$ .

During crawling, the crawler gradually traverses a subgraph of  $G$ . Each time it fetches a new URL, the corresponding node is added to the subgraph. Let  $g_t$  be the directed subgraph of  $G$  that the crawler has traversed until timestep  $t$ . For  $t = 0$  it holds that  $g_0 = (U_S, \emptyset)$ ; i.e. the initial subgraph has its node set equal to the seed set  $U_S$  and no edges. We denote the URL fetched at  $t$  as  $u^{(t)}$ . Then,  $g_{t+1}$  is  $g_t$  expanded by node  $u^{(t+1)}$  and edge  $(u^{(k)}, u^{(t+1)})$ , where  $0 \leq k < t + 1$ . Therefore,  $g_t$  contains all  $u^{(k)}$  nodes, for  $0 \leq k \leq t$ . Note that for each timestep  $t$ ,  $g_t$  is a forest of  $|U_S|$  ordered trees.

Also, let *closure*, or *crawled set* as defined in [16],  $C_t$  be the set of fetched URLs until timestep  $t$ . Note that closure  $C_t$  is equal to the nodes fetched at timestep  $t$ ; i.e.  $U_t$ . From the definition of closure, the crawler fetches a URL at most once, so a URL has a unique web path for the whole crawling process.

**Definition 1** (Web Path). *We define the web path  $path(t)$  of the URL  $u^{(t)}$  fetched by the crawler at timestep  $t$  as the path of  $g_t$  from a given seed URL in  $U_S$  to  $u^{(t)}$ .*

Let *frontier*, or *crawl frontier*,  $F_t$  be the set of all available outlink URLs that the crawler has not fetched until timestep  $t$ , but were extracted by web pages fetched before  $t$ . More formally:

**Definition 2** (Frontier). *We define frontier  $F_t$  at timestep  $t$ , given  $C_t$ , as:*

$$F_t = \left\{ (path(\tau), u) : \tau \geq 0, u^{(\tau)} \in C_t, u \in \text{Outlink}(u^{(\tau)}) \right\}$$

In the above definition, notice that we also include the corresponding web paths of those URLs, from which we extract the available URLs to fetch at timestep  $t$ .

1. <https://github.com/ddaedralus/tres>

### 3.2.2 MDP formulation

Based on the above, we formulate the crawling process as the MDP,  $(S, A, P_{t,a}, R_{t+1})$ . We denote a state  $S_t \in S$  at timestep  $t$  as the directed subgraph of  $G$  that the crawler has traversed at  $t$ ; i.e.  $S_t = g_t$ . We define actions  $\tilde{A}_t \subset A$  at timestep  $t$  given  $S_t$  (and thus  $g_t$  and  $C_t$ ), as the set of all available edges through which  $g_t$  can be expanded by one new node; that is:

$$\tilde{A}_t = \{(v, u) : v \in C_t, u \in \text{Outlink}(v), u \notin C_t\} \quad (1)$$

Also, we define  $P_{t,a}(s, s') = \mathbb{P}[S_{t+1} = s' \mid S_t = s, A_t = a]$  as the transition probability of selecting the edge  $a$  to expand state  $s = g_t$  in order to transition to a state  $s' = g_{t+1}$ . In our setting, we utilize deterministic transitions. Furthermore, we define a binary reward function  $R: S \times A \times S \rightarrow \mathbb{R}$  that equals 1 if the web page of the URL  $u^{(t+1)}$  crawled at timestep  $t + 1$  is relevant and 0 otherwise. For brevity, let  $r_{t+1}$  be the reward observed at timestep  $t$ , that is  $r_{t+1} = R(s_t, a_t, s_{t+1})$ .

The initial state  $S_0 = g_0$  consists of the seed URLs. A final state is not naturally defined since crawling is a non episodic problem, where maximal rewards are ideally observed most of the time. Assuming that the crawling process stops after  $T$  timesteps,  $g_T$  is the final state.

From all the above, unlike previous approaches that regard action selection to be related to URL relevance estimation, to our knowledge, our approach is the first to preserve the successive order of state transitions by always selecting actions that are explicitly available in the current state. Also, observe that in our MDP, given a timestep  $t$ , selecting a  $(\text{path}(\tau), u)$  from  $F_t$  is equivalent to selecting action  $(u^{(\tau)}, u)$  from  $\tilde{A}_t$ . Recall that  $\tilde{A}_t$  is the set of all available actions at timestep  $t$ . Now we can match these actions to the elements of frontier  $F_t$  with URLs not in closure  $C_t$ . Therefore, we can relate the traditional use of the frontier to the action set of an RL focused crawler agent for all timesteps.

The agent aims to maximize the expected discounted cumulative reward, which is formulated as  $G_t = \sum_{\tau=t}^{\infty} \gamma^{\tau-t} r_{\tau}$ . Here,  $\gamma \in [0, 1]$  is a discount factor which is used for trading-off the importance of immediate and future rewards. Under a stochastic policy  $\pi$ , the Q-function of a state-action pair  $(s, a)$  is defined as follows

$$Q^{\pi}(s, a) = \mathbb{E}[G_t \mid S_t = s, A_t = a, \pi]$$

which can also be computed recursively with bootstrapping:

$$Q^{\pi}(s, a) = \mathbb{E}[r_t + \gamma \mathbb{E}_{a' \sim \pi(s')} [Q^{\pi}(s', a')] \mid S_t = s, A_t = a, \pi].$$

The Q-function measures the value of choosing a particular action when the agent is in a given state. We define the optimal policy  $\pi^*$  under which we receive the optimal  $Q^*(s, a) = \max_{\pi} Q^{\pi}(s, a)$ . At timestep  $t$ , given a state  $s_t$ , under the optimal policy  $\pi^*$ , the agent selects action  $a_t = \operatorname{argmax}_{a' \in \tilde{A}_t} Q^*(s_t, a')$ . Therefore, it follows that the optimal Q-function satisfies the Bellman equation:

$$Q^*(s, a) = \mathbb{E}\left[r_t + \gamma \max_{a' \in \tilde{A}_t} Q^*(s', a') \mid S_t = s, A_t = a, \pi\right]$$

---

### Algorithm 1 Keyword Expansion Strategy

---

**Input:** Initial keyword set  $KS$  of size  $N_K$ , a corpus of text documents  $d_{tr}$

**Output:** the expanded keyword set  $K$

```

1: Initialize empty keyword set  $K' = \{\}$ 
2: Create a set  $W$  of all words in  $D_{tr}$ 
3: for  $w \in W$  do
4:   if  $\frac{1}{N_K} \sum_{k \in KS} \cos(w, k) \geq b$  then           ▷ Equation (2)
5:     append  $w$  in  $K'$ 
6:   else
7:     continue
8:   end if
9: end for
10:  $K = KS \cup K'$ 

```

---

### 3.3 Discovering Relevant Keywords

Keywords and seeds often play the role of a crawler's only prior knowledge about the target topic. Having a collection of keywords that are irrelevant to the target topic can lead the crawler to follow URLs that diverge from the topic of interest. In this paper, we assume that an initial small keyword set  $KS = \{k_1, \dots, k_{N_K}\}$  is given as input, containing keywords that are all highly related to the target topic  $C$ . We also propose a keyword expansion method that discovers new keywords from a corpus of text documents,  $D_{tr}$ .

We consider all words of the texts in  $D_{tr}$  to be candidate keywords of the target topic. Each word is represented as a vector in  $\mathbb{R}^N$ , using a word2vec<sup>2</sup> [28] model, that has been trained on the whole Wikipedia corpus. To decide whether a candidate word  $w$  is a new keyword, we measure a semantic score  $CS(w)$ , as the average cosine similarity of  $w$  with each of the existing keywords in  $KS$ .

If the semantic score exceeds a given threshold  $b$ ,  $CS(w_i) > b$ , then  $w_i$  is regarded as a keyword and is stored in another keyword set  $K'$ . At the end of this process, the selected keywords are combined with those of the initial set:  $K = KS \cup K'$ . In this paper, we set the threshold  $b$  to the average cosine similarity of all  $k \in KS$ . More formally:

$$b = \frac{1}{N_K(N_K - 1)} \sum_{i=1}^{N_K} \sum_{j \neq i}^{N_K} \cos(k_i, k_j) \quad (2)$$

We present our keyword expansion strategy in Algorithm 1. The strategy is highly selective, since a new keyword must have a greater  $CS$  score than some keywords in  $KS$ . This comes in contrast to the TF-IDF schema for crawling [22] and TextRank [27], which are not as selective as ours and result in retrieving many irrelevant keywords with low  $CS$  scores, as we have seen in some preliminary experiments.

### 3.4 Learning the Reward Function

In the RL setting, the agent adjusts its policy in order to learn the given task which is equivalent to maximizing the expected reward. However, in order for the agent to be able to learn the task, rewards must be accurate enough to indicate the optimal state transitions. Given a dataset of web pages  $D_{tr} \subseteq D_C \cup D_{C'}$ , a keyword set  $K$ ,

2. <http://vectors.nlp.eu/explore/embeddings/en/>

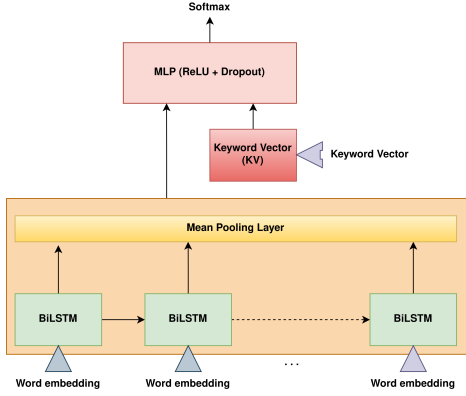


Fig. 1: KwBiLSTM diagram

a maximum text length  $M$  and the word embedding space  $\mathbb{R}^N$ , we seek a classification function  $f : K \times M \times \mathbb{R}^N \rightarrow \{0, 1\}$  which plays the role of our reward function.

Let  $D_{tr}^{(C)} \subset D_C$  be the set of relevant documents and  $D_{tr}^{(C')} \subset D_{C'}$  be the set of irrelevant documents. In reality, the irrelevant documents are much more than the relevant ones, and we therefore assume that  $|D_{tr}^{(C)}| < a|D_{tr}^{(C')}|$ , where  $a < 1$ . In our experiments,  $a \leq 0.1$  and thus the majority (irrelevant) class has at least 9 times more instances than the minority class. We also assign target label 1 to  $D_{tr}^{(C)}$  and target label 0 to  $D_{tr}^{(C')}$ . To address this web page classification task, we propose *KwBiLSTM*, which is a Bidirectional Long short-term memory (BiLSTM) method [17], empowered by the a priori knowledge of the expanded keyword set  $K$ . Our model structure is shown in Fig. 1.

We start by pre-processing each text (web page) in  $D_{tr}$ : (a) we remove the words/phrases belonging to a list of stopwords, (b) we tokenize the remaining text, (c) we match each word token to a word2vec embedding vector in  $\mathbb{R}^N$ , and (d) we create a text matrix  $T$  of  $M$  rows, where  $M$  is a parameter of the algorithm, specifying the length of the documents. In texts that contain more than  $M$  words, we keep the first  $M$  of them and discard the rest, on the grounds that a lot of useful information (such as the web page title) is usually written first in the web page text. So for each text,  $M$  embedding vectors are produced in total and gathered into  $T$ . Texts that are shorter than  $M$  words are zero-padded, using a masking layer (before the BiLSTM layer).

KwBiLSTM takes two inputs; an array of word embeddings ( $T$ ), which is the word2vec representation of the candidate web page text, and a three-dimensional vector, the Keyword Vector  $KV$ . Let  $\mu$  be the average number of keywords found in the text of the relevant documents of the dataset ( $D_{tr}^{(C)}$ ) and  $count(p)$  be the number of keyword appearances in a web page text  $p$ , which is of length  $n_p$ . For a document (web page text)  $p$ ,  $KV(p)$  contains (a)  $\min\{count(p)/\mu, 1\}$ , (b)  $count(p)/n_p$  and (c) a feature representing a keyword appearance that are found as part of the URL of the web page.

Intuitively, the use of the Keyword Vector (Fig. 1) highlights the aggregated information of keywords found during prediction. We found that even in cases where the text length is relatively small, this is very useful: e.g. when predicting a web page utilizing only its title or an anchor text. To train the model we minimize the Cross-Entropy loss.

Last but not least, the use of the Mean Pooling Layer (Figure

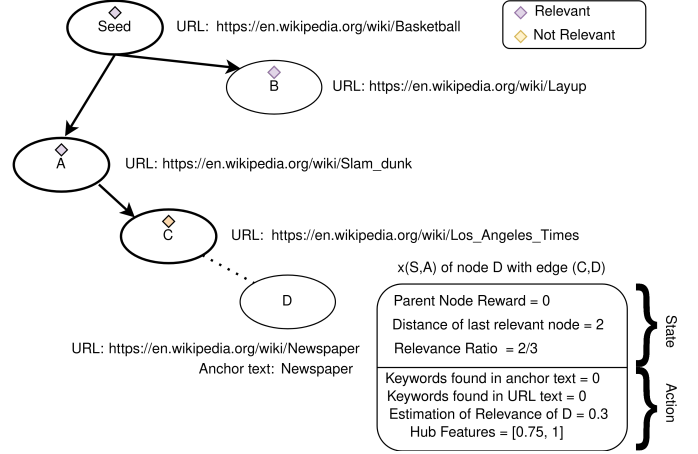


Fig. 2: A simple state and action example: This state contains the nodes Seed, A, B and C, while the edge (C, D) is an action for this state.

1), instead of an Attention Mechanism, is based on the observation that a web page text is a finite collection of words, rather than a sequence of words. In our experiments, we observed that a change in the order of the words of a text does not affect the performance of our model in the binary classification task, and this was the main reason we opted for a Mean Pooling Layer, instead of an Attention Mechanism.

### 3.5 Focused Crawling with Reinforcement Learning

In this subsection, we describe our RL focused crawler agent and the process of learning good Q-value approximations for selecting available URLs from the frontier. Our approach is divided into three parts: (a) representing the states and the actions, (b) efficiently selecting URLs from the frontier, and (c) training the agent with an RL algorithm.

#### 3.5.1 State-Action Representation

Similar to [18], we propose a *shared state-action representation*. Let  $\mathbf{x}(s, a_t)$  be the shared representation vector for a given state  $s_t$  and an action  $a_t$  at timestep  $t$ . Recall that an available action  $a$  (at timestep  $t$ ) is related to a URL  $u$  in the corresponding frontier,  $F_t$ , such that  $a = (u^{(\tau)}, u)$ , where  $\tau$  is the timestep when the crawler fetched  $u^{(\tau)}$  and  $u$  is one of the outlinks of  $u^{(\tau)}$ , that is  $u \in \text{Outlink}(u^{(\tau)})$ .

To represent the state  $s_t$  in  $\mathbf{x}(s_t, a_t)$  given the action  $a_t$  and the web page  $u^{(\tau)}$  that was fetched by the crawler at timestep  $\tau$  and that extracted the URL of this action, we simply aggregate information of  $path(\tau)$ ; i.e. the web path leading to URL  $u^{(\tau)}$ . Specifically, we use the following scalar state features: the reward received at  $\tau$ , the inverse of the distance of  $u^{(\tau)}$  from the closest relevant node in  $path(\tau)$  and the relevance ratio [18] of  $path(\tau)$ . Intuitively, these features describe the relevance of the web path that is related to a given outlink URL.

To represent  $a_t$  in  $\mathbf{x}(s_t, a_t)$ , similar to [18], we use the following scalar features: the existence of keywords in the URL text, the existence of keywords in the anchor text of the source page and a probability estimation of its relevance given by KwBiLSTM, based on the web page title. A web page belonging to a relevant web site is likely to lead to other relevant ones, even if this particular page is not relevant. The web pages with this property

are known as hubs [34]. We introduce two *hub features*, which are the following scalar action features: (a) the ratio of the relevant webpages of the URL domain found until timestep  $t$  and (b) the unknown domain relevance which is set to 0.5 if the specific web site (domain) has not been visited before, otherwise 1. Hub features are used on the assumption that the crawler is more likely to fetch more relevant web pages by trying to avoid less relevant or unknown domains.

An example of a state-action pair is depicted in Fig. 2. In this example, we examine crawling in the Sports domain. Starting from one seed URL, the crawler has fetched two relevant web pages (A, C) and one irrelevant (B). The current state is the Web subgraph containing the seed and the web pages A, B and C. The crawler examines the candidate action of fetching web page D. We also present the state-action representation of the current state and the candidate action. In the state representation, the parent node reward is zero (C is not relevant), the distance of last relevant node (A) is 2 and the relevance ratio of the web path (seed, A, C) is  $2/3$  (the relevant nodes in the web path are the seed and A). In the action representation, no keywords are found in either the anchor text or the URL text of D and this accounts for the first two zero entries. Moreover, the estimation of relevance produced by the KwBiLSTM is 0.3. The hub features are  $3/4$  and 1. The former is due to the fact that in this domain (en.wikipedia.org) the crawler has identified 3 relevant URLs and 1 not relevant. The latter, which equals 1, implies that this domain (en.wikipedia.org) has been fetched at least once. Otherwise, the second hub feature would have been 0.5.

### 3.5.2 Training with Reinforcement Learning

In our setting, the focused crawler is an RL agent operating on the MDP described in Section 3.2. Here, we utilize the Double Deep Q-Network (DDQN) [19] agent; though other model-free RL agents that estimate Q-values on a state-action input could be also used in its place. Let  $\hat{Q}$  be the neural network estimation of the state-action value function of the agent's policy. Specifically, let  $\theta$  be the parameters of the online Q-Network and  $\theta^-$  the parameters of the target Q-Network of DDQN. Then, given a record  $(\mathbf{x}(s_t, a_t), r_{t+1}, s_{t+1})$  from Experience Replay  $B$  [29], that is utilized in Deep Q-learning settings for sampling past state transitions, the DDQN target [19] can be written as

$$y_t = r_{t+1} + \gamma \hat{Q}_{\theta^-}(\mathbf{x}(s_{t+1}, \arg \max_{a' \in \tilde{A}_{s_{t+1}}} \hat{Q}_{\theta}(\mathbf{x}(s_{t+1}, a'))))$$

where  $\tilde{A}_{s_{t+1}}$  is the set of actions extracted at timestep  $t+1$ ; i.e.  $\tilde{A}_{s_{t+1}} = \{(u^{(t+1)}, u') : u' = \text{Outlink}(u^{(t+1)})\}$ , with  $u^{(t+1)}$  being the web page fetched at timestep  $t+1$ . Also, let  $s_{-1}$  be the empty graph. Then, we initialize  $B$  leveraging the experience from seeds  $U_S$ , using zero state features in  $\mathbf{x}(s_{-1}, a)$  and positive rewards. Note that for each seed URL the action features in  $\mathbf{x}(s_{-1}, a)$  are related to selecting this URL as the next action. This initialization can speed up training, in cases where a lot of seeds are given as input and/or positive rewards are sparse during exploration. Next, we minimize  $\dot{L} = \mathbb{E}_{U(B)} [y_t - \hat{Q}_{\theta}(\mathbf{x}(s_t, a_t))]^2$ , with respect to  $\theta$  by performing gradient descent steps on mini-batches of size  $B$ . We note that the function approximators used to produce  $\hat{Q}$  for both the online and target Q-Networks are standard Multilayer Perceptrons with two hidden layers.

## 3.6 Synchronous Frontier Update

In this section we discuss which action  $a \in \tilde{A}_t$  is selected at a given timestep  $t$ . In a common Deep Q-learning setting, an  $\epsilon$ -greedy policy is often used [19], [29], which results in calculating the estimated Q-values of all actions of a given state.

In a focused crawling setting, it is common to implement the frontier as a priority queue, with the priority values being the estimated Q-values of all actions. In that case, for each timestep, updating  $\theta$  requires a *synchronous update* [18]. Let  $P_{DDQN}$  be the time of a single DDQN prediction and  $d(t) = |u : u \in \text{Outlink}(u^{(t)}), u \notin C_t|$  be the number of new URLs inserted in the frontier at timestep  $t$ .

**Theorem 1.** *Assuming that for each timestep the frontier size grows at least by  $e_d$  and  $d(t) \geq e_d \geq 1$ , let  $F_0$  be the frontier instance because of seeds  $U_S$ . Then a synchronous update has an overall time complexity at least  $P_{DDQN}[(F_0 + \frac{e_d}{2})T + \frac{e_d}{2}T^2]$ .*

Theorem 1 (see proof in Appendix A) indicates that a synchronous update is costly and, thus, impractical.

## 3.7 Updating and Sampling through Tree-Frontier

To reduce the time complexity of a synchronous update, we introduce *Tree-Frontier*, a two-fold variation of the CART decision tree algorithm. In Tree-Frontier, frontier  $F_t$  has now a decision tree representation, where each frontier element is assigned to a leaf. Decision trees have been used in RL to find a discretization of a large state space by recursively growing a state tree [38]. The set of tree leaves forms a partition of the initial state space. By splitting tree nodes, narrower convex regions are created, in which the agent behaves in a predictable way.

In our case, each partition corresponds to a group of frontier samples of the form  $\mathbf{x}(s, a)$ . In order to arrive at a meaningful partitioning, we borrow concepts from Explainable Reinforcement Learning (XRL), where decision trees are often used to provide interpretable policy approximations [6], [23], [40]. Specifically, Bewley and Lawry [6] proposed a binary decision tree providing MDP state abstraction, through a linear combination of three impurity measures: the action selected, the expected sum of rewards, and the estimated state temporal dynamics. This way, they identify convex regions of the state space that are as pure as possible, in terms of the above criteria. Furthermore, to address the problem of allocating memory for huge continuous state spaces, Jiang et al. [21] utilized a decision tree for learning the environment dynamics which also played the role of the experience replay buffer of an RL agent for generating simulated samples.

We are interested in discretizing simultaneously both the state and the action space, which are defined in a potentially continuous vector space. We distinguish two different kinds of samples in the frontier. For a given timestep  $t$ , let *experience samples* be those  $\mathbf{x}$  representation vectors that were selected at previous timesteps  $\tau < t$ , and thus we have received their respective rewards  $r_{\tau+1}$ , while *frontier samples* are the  $\mathbf{x}$  representation vectors belonging to  $F_t$ . Combining the above, let  $D_E(t) = \{(\mathbf{x}(s_0, a_{0i}), 1) : 1 \leq i \leq |U_S|\} \cup \{(\mathbf{x}(s_\tau, a_\tau), r_{\tau+1}) : \tau < t\}$  be the set of experience samples (including seeds) at timestep  $t$ . Similarly, let  $D_F(t) = \{\mathbf{x} : \mathbf{x} \in F_t\}$  be the set of frontier samples at timestep  $t$  given  $F_t$ .

We propose a novel online binary decision tree algorithm, called *Tree-Frontier*, in order to efficiently represent and manipulate the frontier. As mentioned earlier, Tree-Frontier is two-fold; for a given timestep  $t$ , based on the splitting rules, a tree

**Algorithm 2** Tree-Frontier update at timestep  $t$ 

**Input:** Tree-Frontier  $F_t$ ,  $D_E(t)$ ,  $D_F(t)$ , new experience sample  $e_{new} = (\mathbf{x}(s_t, a_t), r_{t+1})$ , new frontier samples  $f_{new}$

**Output:** a state-action  $\mathbf{x}$ ,  $D_E(t+1)$  and  $D_F(t+1)$

- 1: Update  $D_E(t+1) = D_E(t) \cup e_{new}$
- 2: Update  $F_{t+1}$  from  $F_t$ : check for split on leaf  $P$ , that contains  $e_{new}$ , using equations (3) and (4)
- 3: Update  $D_F(t+1) = D_F(t) \cup f_{new}$  by inserting each sample in  $f_{new}$  to a leaf in  $F_{t+1}$  following the tree rules
- 4: Select a representative frontier sample  $\mathbf{x}_i$  from each leaf through uniform sampling and remove it from the tree
- 5: **if** exploration mode: **then**  $\mathbf{x} = \text{UniformSampling}(\mathbf{x}_i)$
- 6: **else:**  $\mathbf{x} = \arg \max_i \hat{Q}_\theta(\mathbf{x}_i)$
- 7: **end if**

node stores both a subset of  $D_E(t)$  and a subset of  $D_F(t)$ . These sets are effectively the labeled (“training”) and unlabeled (“prediction”) ones. Tree-Frontier uses the experience samples,  $D_E(t)$ , in order to split nodes, utilizing their rewards as target labels. For a given frontier sample (a state-action vector), Tree-Frontier is used to predict the agent’s reward. Let  $I_P$  be the subset of experience samples of  $D_E(t)$  that belong to a tree leaf  $P$ . To split this leaf, we seek binary partitions  $I_P = \{I_L, I_R\}$ , such that for some state-action feature  $f$  and numerical threshold  $c \in \mathbb{R}$ :

$$(\mathbf{x}^{(f)} < c : \forall \mathbf{x} \in I_L) \cap (\mathbf{x}^{(f)} \geq c : \forall \mathbf{x} \in I_R) \quad (3)$$

where  $\mathbf{x}^{(f)}$  is the  $f$ -th element (feature) of the state-action representation vector  $\mathbf{x}$ . Let  $V(P)$  be the reward sample variance of node  $P$ . Borrowing from XRL [23] and unlike CART, we use as splitting criterion the weighted sample variance reduction  $VR(P, f, c)$  of the rewards in  $P$ . That is:

$$VR(P, f, c) = V(P) - \frac{|L|}{|P|}V(L) - \frac{|R|}{|P|}V(R) \quad (4)$$

For each new experience sample in leaf  $P$ , Tree-Frontier checks for candidate partitions only in  $P$ . If no partition with positive  $VR(P, \dots)$  exists, no split is made. Else, we select the partition of  $P$  that causes the highest reduction. In this sense, Tree-Frontier follows an online best-first strategy, unlike CART that follows a depth-first growth strategy.

To partition the frontier samples of the splitting leaf  $P$  into the two new leaves derived from  $P$ , we simply follow the same splitting tree rules as the experience samples. Similarly, we follow these rules to insert the new frontier samples in Tree-Frontier. To sum up, we utilize the experience samples to create splitting rules and we follow these rules to partition the frontier samples.

At a given timestep  $t$ , instead of calculating the estimated Q-values of all frontier samples, we select one representative from each leaf through uniform sampling. Thus, we calculate the estimated Q-values of only those representatives and select the action with the highest Q-value. We call this procedure *Tree-Frontier update*. We present the Tree-Frontier update algorithm for a given timestep  $t$  in Algorithm 2. In Fig. 3, we demonstrate an example of Tree-Frontier update. The three red nodes correspond to leaves. From each leaf, we perform uniform sampling on frontier samples (F) and then select the sample with the highest estimated Q-value (argmax operation).

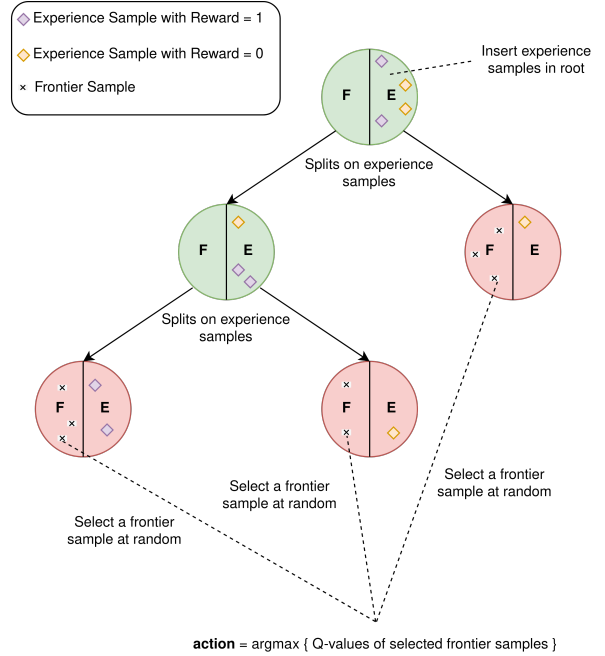


Fig. 3: An example of a Tree-Frontier update

**Theorem 2.** A Tree-Frontier update has an overall time complexity at most  $P_{DDQN}(1 + \frac{3}{2}T + \frac{1}{2}T^2)$ .

Theorem 2 (see proof in Appendix A) implies that a tree-frontier update has a better time complexity than a synchronous update. We present the mathematical analysis of TRES in Appendix B.

The full focused crawling procedure of the proposed TRES framework is presented in Algorithm 3.

## 4 EXPERIMENTAL EVALUATION

In this section, we assess the effectiveness of TRES through experiments on real-world data and comparisons with state-of-the-art crawlers. In particular, the experiments are on the following topics: (a) Sports, (b) Food, (c) Hardware, all belonging to Open Directory Project (Dmoz)<sup>3</sup>, which has been used widely for crawling evaluation [5], [13], [22], [39]. Dmoz indexes about five million URLs covering a wide range of topics [22]. Note that each topic is not equally represented by URLs in Dmoz; we assume a topic is as difficult to be crawled as it is to be found in Dmoz. Therefore, we expect the Hardware domain to be the most difficult of the three.

Unlike common (but less realistic) experimental settings, such as [4], [36], that use a lot of seeds, for each experiment we utilize a *single seed* and average results from 10 different single-seed crawling runs. Seeds are selected using Google search and are not connected to each other. In other words, none of the seeds contains a hyperlink to any other seed.

The training set of irrelevant web pages,  $D_{tr}^{(C')}$ , consists of URLs from 10 Dmoz supertopics: Arts, Business, Computers, Health, News, Recreation, Reference, Science and Sports. In cases where the relevant topic,  $C$ , is one of the aforementioned supertopics (e.g. Sports), we remove its web pages from the training set of irrelevant web pages. On the other hand, similar

3. <https://dmoz-odp.org/>

**Algorithm 3** Tree REinforcement Spider (TRES)

---

**Input:** Seed set  $U_S$ , initial keyword set  $KS$ , a dataset of web pages  $D_{tr}$ , the total number of URL fetches  $T$   
the maximal number of domain visits  $MAX$

**Output:** a list  $res$  of the fetched URLs

- 1:  $KS = \text{KeywordExpansionStrategy}(KS, D_{tr})$  ▷ Algorithm 1
- 2: Learn the reward function  $R$ , by training a KwBiLSTM using  $D_{tr}$  and  $K$
- 3: Initialize state  $S_0 = g_0$  leveraging the experience from the relevant URLs in  $U_S$
- 4: Initialize experience samples  $D_E(0)$  and frontier samples  $D_F(0)$  using the seed set  $U_S$
- 5: Initialize closure  $C_0$  and Tree-Frontier  $F_0$  using  $D_E(0)$  and  $D_F(0)$
- 6: Initialize timestep counter  $t = 0$
- 7: Initialize  $e_{new} = \{\}$  and  $f_{new} = \{\}$
- 8: Initialize Experience Replay buffer  $B$  with experience samples  $D_E(0)$
- 9: Initialize an empty list  $res$
- 10: **while**  $t < T$  **do**
- 11:   Train the DDQN agent on a minibatch of  $B$
- 12:   Get a state-action  $\mathbf{x}(s_t, a_t)$ ,  $D_E(t+1)$  and  $D_F(t+1) = \text{TreeFrontierUpdate}(F_t, D_E(t), D_F(t), e_{new}, f_{new})$  **s.t.:**
- 13:    $a_t \rightarrow \text{URL } u^{(t+1)} \notin C_t$  **and**  $MAX$  condition holds ▷ Algorithm 2
- 14:   Transition to a new state  $S_{t+1} = g_{t+1}$  by expanding  $g_t$  with the edge  $a_t$
- 15:   Fetch URL  $u^{(t+1)}$  and observe its reward  $r_{t+1}$
- 16:   Extract outlink URLs  $\text{Outlink}(u^{(t+1)})$  to create new frontier samples  $f_{new}$
- 17:   Create new experience sample  $e_{new} = (\mathbf{x}(s_t, a_t), r_{t+1})$
- 18:   Update experience replay buffer  $B$  with  $e_{new}$
- 19:   Update closure  $C_{t+1}$  with the new fetched URL  $u^{(t+1)}$
- 20:   Append  $u^{(t+1)}$  to  $res$
- 21:    $t = t + 1$
- 22: **end while**

---

to [32], if the relevant topic,  $C$ , is a subcategory of one of these supertopics (e.g. Food and Hardware), there is only a small chance that the web pages of the supertopics belong to the target topic. Specifically, we use approximately 1200 and 1800 samples for the training set of relevant web pages,  $D_{tr}^{(C)}$ , and for each supertopic in  $D_{tr}^{(C')}$ , respectively.

#### 4.1 Evaluation Metrics

For the evaluation of the crawler, we rely on the widely used *harvest rate (HR)* [8] of fetched web pages. More formally:

$$HR = \frac{\text{Number of Relevant Web Pages Fetched}}{\text{Number of All Web Pages Fetched}} \quad (5)$$

Observe that in our binary reward function setting the harvest rate is equivalent to the agent's average cumulative reward, and thus to an RL metric [2]; measuring the harvest rate of the focused crawler is equal to measuring the average cumulative reward of the RL agent. We also evaluate the number of unique crawled web sites (domains), considering that a web site is relevant if it contains at least one relevant web page. Last but not least, we examine the computational efficiency of Tree-Frontier, in comparison to the use of synchronous updates [18] on selecting the best action from the frontier.

#### 4.2 State-Of-The-Art and Baselines

We compare TRES to the following *state-of-the-art* methods:

- ACHE [4]: is one of the most well-known focused crawlers, which aims to maximize the harvest rate of fetched web pages through an online-learning policy. ACHE has been widely used in crawling evaluation, such as in [32] and [41], and in crawling applications [31].

- SeedFinder (SF) [39]: extracts new seeds and keywords from relevant pages to derive search queries.

Furthermore, the following *baseline* methods are included in our experiments:

- Tree-Random (TR): we propose a simplified version of TRES; it selects a random action from a random leaf. In other words, Tree-Random only uses exploration and selects an action with uniform sampling from the leaf representatives (line 5 in Algorithm 2). Note that Tree-Random's frontier is the same as in TRES. We are interested in measuring the performance of Tree-Random, in order to measure the effectiveness of Tree-Frontier on discretizing the state and action spaces.
- Random (R): selects URLs from the frontier at random.

#### 4.3 Keyword Expansion Evaluation

First, we evaluate the TRES strategy to identify relevant keywords from a dataset of relevant documents. Recall that an initial small keyword set  $KS$  is given as input to TRES, which aims to expand it with as many other relevant keywords as possible.

In all settings, we initialize the starting keyword set  $KS$  with the keywords provided by the Dmoz topic subcategories. We initialize  $KS$  with 62, 10 and 11 keywords for each of the Sports, Food and Hardware domains, respectively. The results of keyword expansion are shown in Table 2. We observe that the discovered keywords (keyword set  $K'$ ) were orders of magnitude more frequent (on average) in web pages of the target topic  $C$  than in irrelevant web pages of  $C'$ . In Food and Hardware settings  $C'$  includes their supertopics (Recreation and Computers) with respective mean keyword counts equal to 0.89 and 6.67. Thus, the discovered keywords are orders of magnitude more frequent in  $C$  than in their supertopics (if existent).



Classifier	Sports			Food			Hardware		
	Precision	Recall	F-macro	Precision	Recall	F-macro	Precision	Recall	F-macro
Plain BiLSTM	90.1	88.3	93.2	85.6	88.2	92.6	<b>83.2</b>	81.4	90.6
ACHE's SVM	76.9	88.5	90.4	68.5	81.8	86.7	62.6	77.0	83.9
KwBiLSTM	<b>91.3</b>	<b>90.7</b>	<b>95.4</b>	<b>87.0</b>	<b>90.8</b>	<b>94.2</b>	80.0	<b>86.2</b>	<b>90.8</b>

TABLE 1: Classification Results: Precision (%) (relevant class), Recall (%) (relevant class) and F-Macro (i.e. the arithmetic mean over the  $F_1$ -scores of the two classes) (%)

	Sports	Food	Hardware
$C$	<b>19.55</b>	<b>15.46</b>	<b>17.66</b>
$C'$	0.86	1.04	1.44
# $KS$	62	10	11
# $K'$	32	205	129

TABLE 2: Mean Keyword Count of Discovered Keywords, Initial Keywords ( $KS$ ), Discovered Keywords ( $K'$ );  $C$  is the relevant topic,  $C'$  are the irrelevant topics.

Moreover, notice that the proposed keyword expansion method discovered many new relevant keywords, especially in the Food and Hardware topics, despite the relatively small number of initial given keywords. On the other hand, in the Sports setting our method retrieved 32 new keywords, and thus enlarged  $KS$  only by 50%. We attribute this to the fact that in the Sports setting the number of the input keywords was six times bigger than in the other evaluated settings, and as a result a candidate keyword was more difficult to produce a mean cosine similarity score higher than the defined threshold. This also supports the highly selective behavior of our keyword set expansion method, when the number of the input keywords (selected by the user) is not too small.

#### 4.4 Web Page Classification Evaluation

To evaluate the proposed web page classification model, KwBiLSTM, we performed stratified 5-fold cross validation on data set  $D_{tr}$ . Recall that KwBiLSTM plays the role of the reward function of the crawler agent. As shown in Table 1, we measure Precision and Recall of the relevant class and Macro-average F-Score (F-Macro). We use ACHE's SVM and a Plain BiLSTM (does not include a Keyword Vector) as baseline methods. In all three settings, KwBiLSTM outperforms both baselines in almost all evaluation metrics. Notice that our model performs worse in the Hardware setting, than the other settings, because the irrelevant class includes its supertopic, Computers, the web pages of which consistently include relevant keywords (6.67 on average).

#### 4.5 Focused Crawling Evaluation

For crawling evaluation, we use the trained KwBiLSTM as ground-truth to classify the fetched web pages. Table 3 presents the focused crawling results for all three topics, in terms of harvest rate and the number of domains (different web sites) fetched. For all experiments, we set the total number of fetched web pages equal to 20,000. Considering the constraint that the crawler can fetch at most  $MAX$  web pages from a domain (web site), we divide our experiments into three categories: (a)  $MAX = \infty$  (i.e. 20,000) (rows: 1-5), (b)  $MAX = 100$  (rows: 6-8) and (c)  $MAX = 10$  (rows: 9-12). As shown in Table 3, for all evaluated values of  $MAX$ , our TRES consistently outperforms by a large margin the other methods, in terms of harvest rate. Specifically,

it outperforms them by at least: 58% in  $MAX = \infty$ , 94% in  $MAX = 100$  and 110% in  $MAX = 10$ .

Additionally, our baseline Tree-Random performs on a par with both ACHE and SeedFinder in harvest rate. In particular, Tree-Random outperforms both state-of-the-art methods in the Sports domain and only SeedFinder in the Food domain. The harvest rate score of Tree-Random reflects the relevance ratio of the leaves of Tree-Frontier, which appears higher than the relevance ratio of a traditional frontier. The lower harvest rate scores of the evaluated methods could be attributed to the fact that these methods quickly level off when fewer relevant web sites are found, since they rely on the relevant web sites that are already discovered [32].

Comparing the harvest rates of Tree-Random and the Random crawler in the Sports topic, we observe that the former achieves 60.01% and the latter 3.55%. This means that the true percentage of relevant URLs were on average 3.55% in the frontier, yet the probability of selecting a leaf of Tree-Frontier leading to a relevant URL is 60.01%. Thus, in such a scenario, Tree-Frontier generated a lot of leaves, in which the agent demonstrated on average the desirable behavior, despite the fact that there were on average 27 times more actions (assuming a similar frontier distribution with Random crawler), leading to irrelevant URLs, in the frontier.

Furthermore, we demonstrate the effect of  $MAX$  on the trade-off between harvest rate and the number of domains fetched. In particular, the state-of-the-art methods proved to be more exploratory and discovered a greater number of relevant domains than TRES. This is because our TRES was neither optimized to fetch different domains, nor to discover further seeds, as SeedFinder does. On the other hand, as  $MAX$  decreases, TRES discovers more relevant domains while retaining a good harvest rate. Specifically, in  $MAX = 10$ , ACHE ended pre-maturely, as it run out of URLs to crawl, and thus we could not provide its average results, since it did not retrieve the defined number (20,000) of web pages. We note that similar experimental problems of ACHE have been observed in previous works [32], e.g. when the method is bootstrapped by a small seed set.

We also include the experiments of  $MAX = 5$  for TRES. Notice that in the Hardware topic, TRES ( $TRES_5$ ) manages to outperform all evaluated methods, with  $MAX = 10$ , both in the harvest rate and in the number of fetched domains. We note that both ACHE and SeedFinder failed to retrieve the defined number (20,000) of web pages and again we could not provide the corresponding results.

#### 4.6 Tree-Frontier vs Synchronous Update

The use of the Tree-Frontier updates facilitate efficient sampling of the frontier, improving by orders of magnitude the computationally infeasible problem of synchronous updates, which exhaustively examines every frontier sample in each timestep, while allowing a good performance. Fig. 4 illustrates the behavior

Focused Crawler	Sports		Food		Hardware	
	HR	Domains	HR	Domains	HR	Domains
ACHE	54.43	<b>2081</b>	60.45	2153	49.25	940
SeedFinder	56.05	1842	60.16	<b>3642</b>	38.68	<b>1314</b>
Random	3.55	17	8.97	59	1.66	28
Tree-Random	60.01	204	36.60	523	40.63	354
<i>TRES</i>	<b>97.43</b>	83	<b>95.59</b>	78	<b>93.64</b>	55
ACHE_100	47.57	<b>4574</b>	50.85	3820	42.18	1923
SeedFinder_100	49.97	4032	57.49	<b>5043</b>	31.14	<b>2255</b>
<i>TRES_100</i>	<b>94.19</b>	286	<b>97.55</b>	301	<b>88.40</b>	420
ACHE_10	36.79	<b>6084</b>	-	-	-	-
SeedFinder_10	37.70	5774	46.96	<b>6742</b>	19.63	2832
<i>TRES_10</i>	<b>84.52</b>	2335	<b>94.56</b>	2604	<b>63.14</b>	1977
<i>TRES_5</i>	78.56	4053	90.98	4324	46.57	<b>2956</b>

TABLE 3: Focused Crawling Evaluation Results

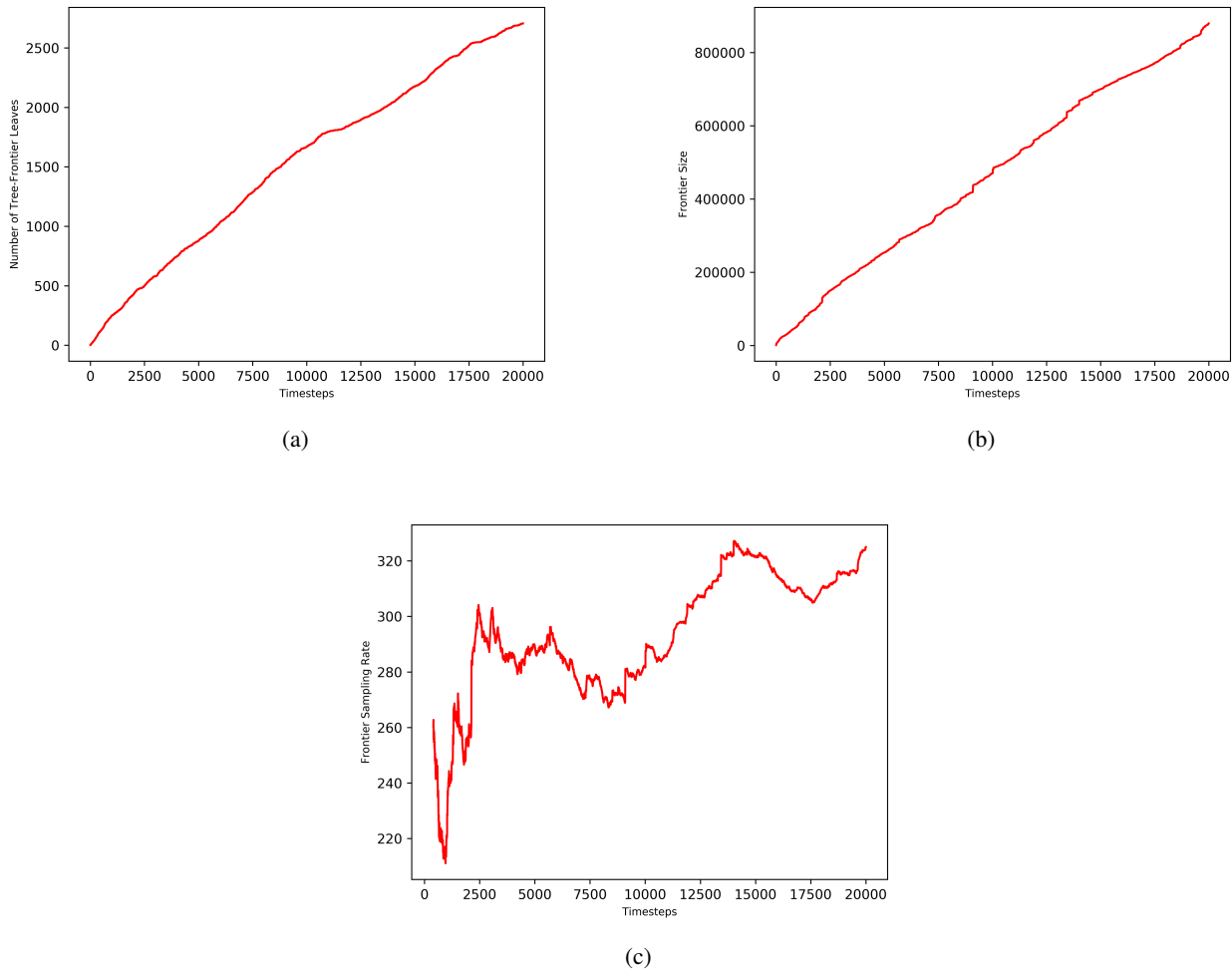


Fig. 4: Frontier Sampling: Number of Tree-Frontier leaves over time (a), Frontier size over time (b), Frontier size to Tree-Frontier leaves number ratio (c)

of TRES as the crawling progresses. The size of the subset of the frontier that TRES examines at each timestep is orders of magnitude smaller than the full frontier size. This leads to a corresponding reduction in execution time, which however is hard to measure, due to the infeasible cost of running the synchronous update method.

In Fig. 4, we can also observe that the dependence of the frontier size and the number of leaves (in Tree-Frontier) to the

number of timesteps is not exactly linear. In the case of the full frontier (synchronous update) this is attributed to the variance in the number of outlinks that a web page could contain. There is an oscillation around the mean outlink number, which would ideally be equal to the slope of curve (see Fig. 4, subplot (b)), had there been no variance in the random variable of the number of outlink URLs (of a web page). In the case of Tree-Frontier (see Fig. 4, subplot (a) and (c)), the variance of the slope is due to

Focused Crawler	Sports		Food		Hardware	
	HR	Domains	HR	Domains	HR	Domains
TRES_10_NH	82.17	<b>2393</b>	94.22	<b>3189</b>	58.89	<b>2080</b>
TRES_10	<b>84.52</b>	2335	<b>94.56</b>	2604	<b>63.14</b>	1977

TABLE 4: Evaluation of Hub Features in the state-action representation

the fact that at some timesteps no split is performed and, thus, the number of leaves remains the same. At other timesteps, binary splits may occur, increasing the size of the set of the candidate frontier samples that we examine.

It is worth mentioning that the Tree-Frontier update approach could be also employed in other RL settings. Tree-Frontier effectively tackles the exponential increase in the size of the action space, by reducing the number of actions that are examined at each timestep, that is the number of samples for which Q-values are calculated. A Tree-Frontier update is performed in a stratified way through an online discretization of both large state and action spaces. Therefore, in an RL setting with rampant action space growth (frontier), the Tree-Frontier algorithm could potentially be preferable to an exhaustive calculation of Q-values.

#### 4.7 Effect of hub features

The use of hub features is based on the intuition that the focused crawler is more likely to fetch more relevant web pages by trying to avoid less relevant or unknown web sites (domains). In Table 4, we show the trade-off between maximizing the harvest rate of web pages and maximizing the number of different domains. We evaluate TRES with  $MAX = 10$  with and without the hub features (*TRES\_10* and *TRES\_10\_NH*, respectively). We present the evaluation on the  $MAX = 10$  setting, where TRES performs on a par with the other methods in the domain maximization task. We observe that the use of Hub features boosts the harvest rate performance in all evaluated topic settings, while the absence of these features helps increase the number of different domains.

Recall that hub features describe the expected relevance of a domain (web site) for the current iteration of the algorithm. The use of hub features leads the crawler to choose more likely relevant URLs from the frontier, ignoring the fact that they may belong to a fetched domain. On the other hand, their absence allows the crawler to be more explorative towards new domains, trying to identify new relevant locations on the Web.

## 5 CONCLUSION

In this paper, we proposed an end-to-end reinforcement learning focused crawling framework that outperforms state-of-the-art methods on the harvest rate of web pages. We formalized focused crawling as a Markov Decision Process, in which the agent necessarily follows the successive order of state transitions and selects actions (related to URLs) that are explicitly available in current state (related to the Web graph). In addition, we improved the impractical time complexity of synchronous updates through the use of Tree-Frontier that we introduced. A Tree-Frontier update handles the large state and action spaces through adaptive discretization, while at the same time facilitating efficient sampling of the frontier, improving by orders of magnitude the computationally infeasible problem of a synchronous update.

As a future work, we would like to investigate the addition of an intrinsic reward, in order to enhance agent’s exploration in

order to visit a larger number of relevant domains. An additional open question is the minimization of the size of the labeled data set needed to train the classifier, which is used in turn to estimate the reward function.

## APPENDIX A MISSING PROOFS OF SECTION 3

### Proof of Theorem 1

*Proof.* The time complexity of the frontier prediction through a synchronous update for the whole crawling process is equal to  $P_{DDQN} \cdot F$ , where  $F = \sum_{t=0}^T |F_t|$ ,  $|F_t|$  is the frontier size at timestep  $t$  and  $P_{DDQN}$  is the time complexity of a single DDQN state-action value function prediction. Also, let  $|F_0|$  be the frontier size because of the seed outlink URLs. Assuming that for each timestep the frontier size grows at least by  $e_d$ , we can lower-bound  $|F_t|$ :

$$|F_t| = |F_0| + \sum_{\tau=1}^t d(\tau) \geq |F_0| + \sum_{\tau=1}^t e_d = |F_0| + te_d$$

Thus, we can lower-bound  $F$ :

$$F = \sum_{t=0}^T |F_t| \geq \sum_{t=1}^T (|F_0| + te_d) = (F_0 + \frac{e_d}{2})T + \frac{e_d}{2}T^2$$

Therefore, the time complexity of the frontier prediction (through synchronous update) for the whole crawling process is at least  $P_{DDQN}((F_0 + \frac{e_d}{2})T + \frac{e_d}{2}T^2)$ . Similarly, assuming that  $d(t) \leq D$ , where  $D$  is the maximal number of outlink URLs from any web page on the Web (and thus practically  $D$  and  $T$  can be within the same order of magnitude), we can upper-bound  $F \leq (F_0 + \frac{D}{2})T + \frac{D}{2}T^2$ .  $\square$

### Proof of Theorem 2

*Proof.* The time complexity of the frontier prediction through tree-frontier update for the whole crawling process is equal to  $P_{DDQN} \cdot F_{tree}$ , where  $F_{tree} = \sum_{t=0}^T F_{tree}^t$  and  $F_{tree}^t$  represents the number of leaves at timestep  $t$ . Also, let  $F_{tree}^0$  represent the number of leaves at timestep 0; i.e. the leaves because of splits of seed experience samples of unity rewards. Thus,  $F_{tree}^0 = 1$ . Let  $d_{leaves}(t) = F_{tree}^t - F_{tree}^{t-1}$  be the increase of the number of tree leaves from timestep  $t-1$  to timestep  $t$ . Observing that at a timestep  $t$  only the tree leaf that contains the experience sample of  $u^{(t)}$  (the URL visited at  $t$ ) can be split (if a significant difference based on sample variance reduction of its rewards is noticed),  $d_{leaves}(t) = \mathbb{1}\{a \text{ split happened at } t\} \leq 1$ . Then, we can upper-bound  $F_{tree}^t$ :

$$F_{tree}^t = F_{tree}^0 + \sum_{\tau=1}^t d_{leaves}(\tau) \leq 1 + t$$

This way, we can upper-bound  $F_{tree}$ :

$$F_{tree} = \sum_{t=0}^T F_{tree}^t \leq 1 + \sum_{t=1}^T (1 + t) = 1 + \frac{3}{2}T + \frac{1}{2}T^2$$

$\square$

## APPENDIX B MATHEMATICAL ANALYSIS OF TRES

### B.1 Preliminaries

Let  $X$  be the state-action space, i.e. the space corresponding to the URL representation given its path. Let  $x_t^* \in X$  be the state-action vector corresponding to the URL with the best Q-value in tree-frontier, according to a policy approximator function (e.g. a neural network with parameters  $\theta$ ) at timestep  $t$ . Let  $n_t$  be the number of tree-frontier leaves at timestep  $t$ . Let  $p_t(x_t^*) = \frac{1}{|L_t^*|}$  be the probability that at timestep  $t$  the best  $x_t^*$  (according to  $\hat{Q}_\theta^{(t)}$ ) is selected, where  $L_t^*$  is the leaf containing  $x_t^*$ . For brevity, we write the state-action value function of the agent's policy at timestep  $t$ , produced by the function approximator,  $\hat{Q}_\theta^{(t)} = \hat{Q}_t$ . Also, let  $d_i^t$  be the distribution of  $i$ -th leaf over frontier samples at timestep  $t$ .

We define  $J = \sum_{t=1}^T \mathbb{E}_{x_t \sim d_t} [\hat{Q}_t(x_t)]$  as a utility function, where  $d_t = \frac{1}{n_t} \sum_{i=1}^{n_t} d_i^t$ , i.e. the state-action distribution at timestep  $t$ . We note that  $\hat{Q}_t$  corresponds to different policies for different values of  $t$ , considering a different version of the function approximator for each timestep. At timestep  $t$ , we define  $V_R^t(i)$  to be the variance of rewards of the experience samples of the  $i$ -th leaf and  $V_q^t(i)$  to be the variance of Q-values of the frontier samples of the  $i$ -th leaf.

## B.2 Objective

The utility function  $J$  describes the total expected reward-to-go of utilizing  $\hat{Q}_t$  for all timesteps  $t \in [0, T]$ . We note that a high value of  $J$  implies selections of higher Q-values per timestep, and thus policies closer to greedy ones. Considering that the policy approximator function  $\hat{Q}_t$  is an oracle at timestep  $t$ , the greedy action selection is to choose the state-action pair from the tree-frontier which estimated Q-value at timestep  $t$  is the highest among the others available, that is  $x_t^*$ . Thus, oracle would always select  $x_t^*$  from the tree-frontier at each timestep  $t$ . We denote  $J^* = \sum_{t=1}^T [\hat{Q}_t(x_t^*)]$  as the oracle's utility function, i.e. the utility function in which always the best  $x_t^*$  is selected at timestep  $t$ .

We are interested in measuring how far from oracle our agent is. That is, we are interested in finding a lower bound of  $J - J^*$ . Considering that there will always be a chance to select the best  $x_t^*$  at each timestep  $t$ , it holds that  $J \leq J^*$ , i.e.  $J^*$  is a tight upper bound of  $J$ . We start by unrolling the closed form of utility function  $J$ .

$$\begin{aligned} J &= \sum_{t=1}^T \left[ p_t(x_t^*) \hat{Q}_t(x_t^*) + (1 - p_t(x_t^*)) \max_{i \in n_t} \left\{ \mathbb{E}_{x_t \sim d_{i_t}^t} [\hat{Q}_t(x_t) \mathbb{1}\{x_t^* \neq x_t\}] \right\} \right] \\ &= \sum_{t=1}^T \left[ \frac{1}{|L_t^*|} \hat{Q}_t(x_t^*) + \left( 1 - \frac{1}{|L_t^*|} \hat{q}_t \right) \right] \\ &= J^* - \sum_{t=1}^T \left[ \left( 1 - \frac{1}{|L_t^*|} \right) (\hat{Q}_t(x_t^*) - \hat{q}_t) \right] \end{aligned} \quad (6)$$

In the equations above, we have defined  $\hat{q}_t = \max_{i \in n_t} \left\{ \mathbb{E}_{x_t \sim d_{i_t}^t} [\hat{Q}_t(x_t) \mathbb{1}\{x_t^* \neq x_t\}] \right\}$ . Also, recall that the size of  $L_t^*$  is bounded by the maximum number of frontier samples at timestep  $t$ , and thus  $L_t^* \leq 1 + Dt$ , where  $D$  is the maximum number of new frontier samples (outlinks minus deleted frontier samples) at a single timestep.

## B.3 Mathematical Analysis

We will try to find a lower bound for  $J - J^*$ . To achieve this we will need to make some reasonable assumptions, as described below. The first assumption is about the effectiveness of variance reduction. We assume that the splitting rule uses a feature that is adequately correlated to the reward of the elements in the node being split. This assumption is practically about the quality of our data. If the web page features are weakly correlated to the reward, we can not expect any learning algorithm to perform well. The second assumption is about the relation between the reward variance ratio and the Q-value variance ratio. Rewards are supposed to reflect real Q-values so we assume that the noise between the reward variance ratio and the Q-value variance ratio has small expectation. Our final assumption is that the leaf containing  $x_t^*$  has a splitting frequency greater or equal to some value  $1/M_s$ . This way the height gradually increases and Q-value variance is reduced. The first assumption guarantees that in each split effective variance reduction is achieved. The third assumption implies that this reduction takes place multiple times so that the overall reduction is high enough. The second assumption translates reward variance reduction to Q-value variance reduction. This implies that the Q-value variance in the leaf containing  $x_t^*$  is not very high, so random sampling from this leaf could not select an element with a Q-value far from the optimal. This way the cumulative utility is bounded with high probability.

The assumptions we make focus on some key steps of the learning algorithm and supposing these steps are successful with high probability we can show that the proposed algorithm approaches the optimal performance of the oracle. These assumptions are admittedly strong, so the analysis we make here is more about explaining the logic of the algorithm and interpreting the good experimental performance rather than providing theoretical guarantees about its performance on an arbitrary dataset. We now proceed to the mathematical analysis.

**Assumption 1.** *The squared Pearson product-moment correlation coefficient of reward  $R$  and splitting rule  $S$  is greater than  $1 - \frac{\epsilon}{T \cdot h_{max}}$ , where  $h_{max}$  is the height limit in the tree and  $T$  the number of timesteps.*

In each node of the decision tree let  $R$  be the random variable of the reward and  $X$  the random vector corresponding to the representation of the node elements. The splitting rule is a Bernoulli variable of the form  $S = \mathbb{1}\{X[i] > b\}$ , for some feature  $i$  and some threshold  $b$ . In particular, the rule is chosen which maximises the empirical variance reduction calculated on the samples. Variance is calculated with respect to the reward variable  $R$ . Let  $V_R^t(Parent)$  be the reward variance of a parent node on timestep  $t$ . The parent node is split into two child nodes. Let  $V_R^t(Child)$  be the reward variance of some child node on timestep  $t$ .  $V_R^t(Parent) = Var(R)$  and  $V_R^t(Child) = Var(R|S)$ . We will use an inequality that holds for the conditional variance of two correlated variables in order to bound the child variance from above.  $\mathbb{E}[Var(y|R)] \leq Var(R) - \frac{Cov^2(R,S)}{Var(S)}$ . If  $Var(R) = 0$  then  $\mathbb{E}[Var(R|S)]$  is zero as well.

Else we have  $\mathbb{E}[\frac{Var(R|S)}{Var(R)}] \leq 1 - \frac{Cov^2(R,S)}{Var(S) \cdot Var(R)} \leq \delta$ , assuming that the squared Pearson product-moment correlation coefficient of  $R$  and  $S$  is greater than  $1 - \delta$ . This hypothesis is reasonable, because we expect that the splitting rule which causes the greatest variance reduction is highly correlated to the reward variable.

Applying Markov's inequality we obtain  $\mathbb{P}[\frac{Var(R|S)}{Var(R)} \geq a] \leq \frac{\mathbb{E}[\frac{Var(R|S)}{Var(R)}]}{a} \leq \frac{\delta}{a}$ . We set  $a = 1$ . Thus, with probability greater than  $1 - \delta$  the ratio of variance between the child and the parent node is less than one. In order that the complete algorithm execution is correct we want the variance ratio condition to hold for all timesteps along the path leading to the optimal leaf node. Let  $h(t)$  be the

height of the leaf containing  $x_t^*$  at timestep  $t$ . We set  $T \cdot h_{max} \cdot \delta = \epsilon$  and from union bound the condition is satisfied for all timesteps with probability greater than  $1 - \epsilon$ . This yields the following Proposition:

**Proposition 1.** *If assumption 1 holds, then with probability greater than  $1 - \epsilon$  it holds that*

$$\frac{V_R^t(Child_i)}{V_R^t(Parent_i)} < 1 \text{ for all pairs of nodes } V_R^t(Child_i), V_R^t(Parent_i) \text{ that lie along the path from the root to leaf } L_t^* \text{ for all } t \text{ in } [1, 2, \dots, T].$$

**Assumption 2** (The Split Q-Reward Assumption). *In each leaf split  $s$ , let  $Child_i$  be a new leaf created because of  $s$  and  $Parent_i$  be the split node because of  $s$ . We consider the random noise between the reward variance ratio and the Q-value variance ratio  $e_i = \frac{V_q^t(Child_i)}{V_q^t(Parent_i)} - \frac{V_R^t(Child_i)}{V_R^t(Parent_i)}$ . Then,  $\mathbb{E}[e_i] < \lambda \cdot \exp\left(-\frac{w\sqrt{\log(1/\epsilon_1)}}{\sqrt{2h(t)}}\right) - 1 \quad \forall i \in [1, h(t)]$ , where  $w$  is the range of  $\log(1 + e_i)$  and  $\lambda$  is some constant less than one.*

The Split Q-Reward Assumption implies that inside a leaf, similar rewards correspond to similar Q-values (produced by  $\hat{Q}_i$ ). We consider that all high rewards (ones if the reward function is binary) come from high Q-values. In other words, in our crawling setting, we consider that our agent has higher Q-values for the most URLs corresponding to relevant web pages. From Assumption 1, considering that  $Root$  is the tree root node and  $h(t)$  is the height of  $Child$  at timestep  $t$ , it holds that

$$\begin{aligned} V_q^t(Child) &= \left( \frac{V_R^t(Child)}{V_R^t(Parent)} + e_{h(t)} \right) \cdot V_q^t(Parent) \\ &= \prod_{i=1}^{h(t)} \left( \frac{V_R^t(Child_i)}{V_R^t(Parent_i)} + e_i \right) \cdot V_q^t(Root) \\ &= \prod_{i=1}^{h(t)} \left( \frac{Var(R_i|S_i)}{Var(R_i)} + e_i \right) \cdot V_q^t(Root) \\ &< \left( \prod_{i=1}^{h(t)} (1 + e_i) \right) \cdot V_q^t(Root), \text{ with probability greater than } 1 - \frac{h(t) \cdot \epsilon}{h_{max} \cdot T} \end{aligned}$$

We want that with high probability  $(1 - \epsilon_1)$

$$\prod_{i=1}^{h(t)} (1 + e_i) < \lambda^{h(t)} \Leftrightarrow \sum_{i=1}^{h(t)} \log(1 + e_i) < h(t) \cdot \log(\lambda), \quad \lambda < 1 \quad (2)$$

Parameter  $\lambda$  corresponds to the decrease rate of variance along the path from the root node to the leaf. It is natural to assume that even if sometimes the variance increases from parent to child, the aggregated ratio obtained by multiplying a series of ratios should be less than one with high probability. This implies that groups of ratios tend to give products that are less than one, so stacking these groups together results in a geometric decrease. This is the intuition behind the assumption that  $\prod_{i=1}^{h(t)} (1 + e_i) < \lambda^{h(t)}$ , with high probability, for some rate  $\lambda$ , possibly very close to one, but less than it.

Each one of the terms  $l_i = \log(1 + e_i)$  is a noise variable. We assume that they are i.i.d. and each of them has expectation  $\mathbb{E}[l_i] \leq l$ , where  $l$  will be determined later. From Hoeffding's inequality we have that  $\mathbb{P}\left[\sum_{i=1}^{h(t)} l_i - h(t)l > s\right] \leq \exp\left(\frac{-2s^2}{h(t)w^2}\right)$ , where  $w$  is the range of  $l_i$  and  $s > 0$ .

To satisfy (2) we demand  $s + h(t)l < h(t) \cdot \log(\lambda)$  and  $\exp\left(\frac{-2s^2}{h(t)w^2}\right) = \epsilon_1 \Leftrightarrow s = \frac{w\sqrt{h(t) \cdot \log(1/\epsilon_1)}}{\sqrt{2}}$ .

Thus, we want  $l < \log(\lambda) - \frac{w\sqrt{\log(1/\epsilon_1)}}{\sqrt{2h(t)}} \Leftrightarrow \mathbb{E}[\log(1 + e_i)] < \log(\lambda) - \frac{w\sqrt{\log(1/\epsilon_1)}}{\sqrt{2h(t)}} \forall i \in [1, h(t)]$ .

From Jensen's inequality we have  $\mathbb{E}[\log(e_i + 1)] \leq \log(\mathbb{E}[e_i + 1])$ .

Thus, it suffices to demand  $\log(\mathbb{E}[e_i + 1]) < \log(\lambda) - \frac{w\sqrt{\log(1/\epsilon_1)}}{\sqrt{2h(t)}} \Leftrightarrow \mathbb{E}[e_i] < \lambda \cdot \exp\left(-\frac{w\sqrt{\log(1/\epsilon_1)}}{\sqrt{2h(t)}}\right) - 1 \quad \forall i \in [1, h(t)]$ .

The condition should hold for the leaf containing  $x_t^*$  at timestep  $t$  at all timesteps so we set  $T \cdot \epsilon_1 = \epsilon$ .

**Proposition 2.** *If the event described in Proposition 1 is true and assumption 2 holds, then with probability greater than  $1 - \epsilon$  it holds that  $V_q(L_t^*) < \lambda^{h(t)} V_q^t(Root)$  for all  $t$  in  $[1, 2, \dots, T]$ , where  $h(t)$  is the height of leaf  $L_t^*$  containing  $x_t^*$ . The event described in Proposition 1 is realised with probability greater than  $1 - \epsilon$ , given that assumption 1 holds, so from union bound the probability that  $V_q(L_t^*) < \lambda^{h(t)} V_q^t(Root)$  for all  $t$  in  $[1, 2, \dots, T]$  is greater than  $1 - 2\epsilon$ , given that assumptions 1 and 2 hold.*

**Assumption 3.a.** *The nodes of the path from the root node to the optimal leaf,  $L_t^*$ , were former selected leaves for at least a fraction  $1/M_s$  of the times until timestep  $t$ . Moreover, each selection leads to a split.*

This is quite a strong assumption. It demands that optimal leaf at  $t$  has height proportional to  $t$ . As the time grows, this allows the existence of a constant number of long branches that repeatedly give optimal leaves. Leaves that lie at small heights are expected to contain samples with small Q and R values that are not selected. Such leaves end up having many samples, as splits can only occur when a leaf is selected and splits are the only way to reduce samples in a leaf. This is a key property of TRES, as samples with small R and Q values are accumulated in few leaves and have a small probability of being selected. The second part of the assumption, the fact that each selection leads to a split, is a mild assumption that is made mainly for technical reasons. If a selection does not lead to a split, then variance inside the leaf is probably already very small (considering assumption 1 that guarantees that with high probability there exists a splitting rule that achieves variance reduction), which is an advantageous scenario. So, in the context of variance reduction assuming that each selection leads to a split does not change the worst case analysis. The following Proposition is a direct consequence of Assumption 3.

**Proposition 3.** *Assumption 3.a implies for the height  $h(t)$  of the optimal leaf  $L_t^*$  that  $h(t) \geq \text{floor}(t/M_s)$ , where  $M_s$  is constant (independent of  $T$ ).*

**Theorem 3.a.** *If Assumptions 1, 2 and 3.a hold, then  $\mathbb{P}\left\{J - J^* \geq -\frac{\sqrt{T(D+1)}}{\sqrt{\epsilon\lambda}} \cdot \frac{\bar{\lambda}(\bar{\lambda}+1)(\bar{\lambda}^T-1)}{(\bar{\lambda}-1)^3}\right\} \geq 1 - 3\epsilon$ , where  $T$  is the total number of timesteps,  $D$  is an upper bound for the number of new URLs inserted in frontier at each timestep, parameter  $\lambda$  is introduced in Assumption 2 and  $\bar{\lambda} = {}^{2M_s}\sqrt{\lambda}$ .*

*Proof.* Let  $d_{L_t^*}$  be the distribution Q-values of  $L_t^*$ , the leaf which contains  $x_t^*$  at timestep  $t$ . From Chebyshev's inequality we obtain:  $\mathbb{P}[|\hat{q}_t - \mu_{L_t^*}| \geq k\sigma_{L_t^*}] \leq \frac{1}{k^2}$ . Thus, from union bound, with probability at least  $1 - \frac{|L_t^*|}{k^2}$  all frontier samples of  $L_t^*$  lie within the interval  $[\mu_{L_t^*} - k\sigma_{L_t^*}, \mu_{L_t^*} + k\sigma_{L_t^*}]$ . The interval has length  $2k\sigma_{L_t^*}$ , so the difference between any two elements of the interval is at most  $2k\sigma_{L_t^*}$ . We set  $k = \sqrt{\frac{|L_t^*|}{\epsilon_0}}$ , so the probability that  $\hat{Q}_t(x_t^*) - \hat{q}_t \leq 2k\sigma_{L_t^*}$  is at least  $1 - \epsilon_0$ . We also set  $T \cdot \epsilon_0 = \epsilon$ , so that the condition holds for all timesteps with high probability (from union bound over  $T$  timesteps).

$$\mathbb{P}\left\{\hat{Q}_t(x_t^*) - \hat{q}_t \leq 2\sqrt{\frac{|L_t^*|}{\epsilon_0}}\sigma_{L_t^*}\right\} \geq 1 - \epsilon_0 \Rightarrow \mathbb{P}\left\{\hat{Q}_t(x_t^*) - \hat{q}_t \leq 2\sqrt{\frac{T(D \cdot t + 1)}{\epsilon}}\sigma_{L_t^*}\right\} \geq 1 - \frac{\epsilon}{T}$$

Recall that  $J = J^* - \sum_{t=1}^T \left[ \left(1 - \frac{1}{|L_t^*|}\right) (\hat{Q}_t(x_t^*) - \hat{q}_t) \right]$ . Using the probabilistic bound for  $\hat{Q}_t(x_t^*) - \hat{q}_t$  we yield:

$$\mathbb{P}\left\{J - J^* \geq -\sum_{t=1}^T \left[ 2\left(1 - \frac{1}{|L_t^*|}\right) \sqrt{\frac{|L_t^*|}{\epsilon_0}}\sigma_{L_t^*} \right]\right\} \geq 1 - \epsilon \Rightarrow$$

$$\mathbb{P}\left\{J - J^* \geq -\sum_{t=1}^T \left[ 2\left(1 - \frac{1}{Dt+1}\right) \sqrt{\frac{T(Dt+1)}{\epsilon}}\sigma_{L_t^*} \right]\right\} \geq 1 - \epsilon,$$

because  $|L_t^*| \leq Dt + 1$  and function  $f(|L_t^*|) = \left(1 - \frac{1}{|L_t^*|}\right) \sqrt{|L_t^*|}$  is increasing on  $|L_t^*|$ .

From Assumption 2 with high probability we have that  $V_q^t(\text{Leaf}) < \lambda^{h(t)}V_q^t(\text{Root})$ , where  $h(t)$  is the height of the leaf node in the tree. Thus, for the leaf containing  $x_t^*$  we have  $\sigma_{L_t^*}^2 < \lambda^{h(t)}V_q^t(\text{Root}) \leq \frac{\lambda^{h(t)} \cdot t^2}{4}$ , where the second inequality follows from Popoviciu's inequality on variances and the fact that Q-values are in the range  $[0, t]$ . The probability of success now falls to  $1 - 3\epsilon$ , because two additional potential causes of error are introduced. Either the condition of Assumption 1 or the condition of Assumption 2 may be violated. Each of these error events have probability less than  $\epsilon$  to occur. Thus we obtain:

$$\mathbb{P}\left\{J - J^* \geq -\sum_{t=1}^T \left[ \left(1 - \frac{1}{Dt+1}\right) \sqrt{\frac{T(Dt+1)}{\epsilon}} \sqrt{\lambda^{h(t)} \cdot t^2} \right]\right\} \geq 1 - 3\epsilon \Rightarrow \quad (3.1)$$

$$\mathbb{P}\left\{J - J^* \geq -\frac{\sqrt{T}}{\sqrt{\epsilon}} \cdot \sum_{t=1}^T \left[ \left(\sqrt{Dt^3 + t^2}\right) \sqrt{\lambda^{h(t)}} \right]\right\} \geq 1 - 3\epsilon \Rightarrow \quad (3.2)$$

$$\mathbb{P}\left\{J - J^* \geq -\frac{\sqrt{T(D+1)}}{\sqrt{\epsilon\lambda}} \cdot \sum_{t=1}^T \left[ t^{\frac{3}{2}} \sqrt{\lambda^{\frac{t}{M_s}}} \right]\right\} \geq 1 - 3\epsilon \Rightarrow \quad (3.3)$$

$$\mathbb{P}\left\{J - J^* \geq -\frac{\sqrt{T(D+1)}}{\sqrt{\epsilon\lambda}} \cdot \sum_{t=1}^T t^2 \cdot \bar{\lambda}^t\right\} \geq 1 - 3\epsilon \Leftrightarrow \quad (3.4)$$

$$\mathbb{P}\left\{J - J^* \geq -\frac{\sqrt{T(D+1)}}{\sqrt{\epsilon\lambda}} \cdot \frac{\bar{\lambda}[(\bar{\lambda}-1)^2T^2 - 2(\bar{\lambda}-1)T + \bar{\lambda}+1]\bar{\lambda}^T - \bar{\lambda} - 1}{(\bar{\lambda}-1)^3}\right\} \geq 1 - 3\epsilon \Rightarrow \quad (3.5)$$

$$\mathbb{P}\left\{J - J^* \geq -\frac{\sqrt{T(D+1)}}{\sqrt{\epsilon\lambda}} \cdot \frac{\bar{\lambda}(\bar{\lambda}+1)(\bar{\lambda}^T-1)}{(\bar{\lambda}-1)^3}\right\} \geq 1 - 3\epsilon \Rightarrow \quad (3.6)$$

The above calculations are based on the observation that for a random variable  $X$  the probability  $P\{X > a\}$  is greater than  $P\{X > b\}$  for  $a < b$ . Thus, we can go from step to step by reducing the quantity that bounds  $J - J^*$  from below. To go from step (3.1) to (3.2)

we omit the term  $-\frac{1}{\sqrt{Dt+1}}$ . The step from (3.2) to (3.3) follows from the inequality  $h(t) \geq \frac{t}{M_s} - 1$ , which is due to Proposition 3 and the observation that  $Dt^3 + t^2$  is greater than  $(D+1)t^3$ . The transition from (3.3) to (3.4) can be made because  $t^{\frac{3}{2}} < t^2$ . Also, we set  $\bar{\lambda} := {}^{2M_s}\sqrt{\lambda}$ . To go from (3.4) to (3.5) we use a (classical) formula for the sums  $\sum_{k=1}^n k^2 \cdot a^k$  and make an appropriate grouping of the terms, which will help us get rid of terms proportional to  $T$  and  $T^2$  and thus overcome the polynomial dependence of the error on  $T$ . The step from (3.5) to (3.6) follows from the fact that  $\bar{\lambda} < 1$ , so the coefficients of  $T^2$  and  $T$  are positive.  $\square$

We conclude that the absolute error is proportional to the square root of time horizon  $T$ . It is also proportional to the square root of  $D$ , where  $D$  is the maximum number of new frontier samples at each timestep. Finally, there is a dependence on  $\frac{1}{2M_s\sqrt{\lambda-1}}$ , where  $\lambda$  is the decrease rate of the variance of Q-values along a path from the root to a leaf.

**Assumption 3.b.** *The height  $h(t)$  of the optimal leaf  $L_t^*$  is at least  $\log_2(t)$*

This is a mild assumption that can replace its stricter counterpart, assumption 3.a. It allows the tree to have a balanced structure and not be dominated by certain branches.

**Theorem 3.b.** *If Assumptions 1, 2 and 3.b hold and parameter  $\lambda$  introduced in Assumption 2 is less than  $\frac{1}{8}$ , then  $\mathbb{P}\left\{J - J^* \geq -\frac{T\sqrt{T(D+1)}}{\sqrt{\epsilon}}\right\} \geq 1 - 3\epsilon$ , where  $T$  is the total number of timesteps,  $D$  is an upper bound for the number of new URLs inserted in frontier at each timestep and  $\bar{\lambda} = {}^{2M_s}\sqrt{\lambda}$ .*

*Proof.* The proof follows the same steps as the proof of theorem 3.a up to step (3.2). After that point we have:

$$\mathbb{P}\left\{J - J^* \geq -\frac{\sqrt{T}}{\sqrt{\epsilon}} \cdot \sum_{t=1}^T \left[ (\sqrt{Dt^3 + t^2}) \sqrt{\lambda}^{h(t)} \right] \right\} \geq 1 - 3\epsilon \xrightarrow{\substack{h(t) \geq \log_2(t) \\ (D+1)t^3 \geq Dt^3 + t^2}} \quad (3.2)$$

$$\mathbb{P}\left\{J - J^* \geq -\frac{\sqrt{T(D+1)}}{\sqrt{\epsilon}} \cdot \sum_{t=1}^T \left[ t^{\frac{3}{2}} \sqrt{\lambda}^{\log_2(t)} \right] \right\} \geq 1 - 3\epsilon \Leftrightarrow \quad (3.3')$$

$$\mathbb{P}\left\{J - J^* \geq -\frac{\sqrt{T(D+1)}}{\sqrt{\epsilon}} \cdot \sum_{t=1}^T \left[ t^{\frac{3}{2}} t^{\log_2(\sqrt{\lambda})} \right] \right\} \geq 1 - 3\epsilon \xrightarrow{\lambda < \frac{1}{8}} \quad (3.4')$$

$$\mathbb{P}\left\{J - J^* \geq -\frac{\sqrt{T(D+1)}}{\sqrt{\epsilon}} \cdot \sum_{t=1}^T \left[ t^{\frac{3}{2}} t^{\log_2(\sqrt{\frac{1}{8}})} \right] \right\} \geq 1 - 3\epsilon \Leftrightarrow \quad (3.5')$$

$$\mathbb{P}\left\{J - J^* \geq -\frac{\sqrt{T(D+1)}}{\sqrt{\epsilon}} \cdot \sum_{t=1}^T [1] \right\} \geq 1 - 3\epsilon \Leftrightarrow \mathbb{P}\left\{J - J^* \geq -\frac{T\sqrt{T(D+1)}}{\sqrt{\epsilon}}\right\} \geq 1 - 3\epsilon \quad (3.6')$$

$\square$

**Theorem 3.c.** *If Assumptions 1, 2 and 3.b hold and parameter  $\lambda$  introduced in Assumption 2 is less than  $\frac{1}{32}$ , then  $\mathbb{P}\left\{J - J^* \geq -\frac{\sqrt{T(D+1)}}{\sqrt{\epsilon}} \cdot (\ln(T) + 1)\right\} \geq 1 - 3\epsilon$ , where  $T$  is the total number of timesteps,  $D$  is an upper bound for the number of new URLs inserted in frontier at each timestep and  $\bar{\lambda} = {}^{2M_s}\sqrt{\lambda}$ .*

*Proof.* The proof follows the same steps as the proof of theorem 3.b up to step (3.4'). After that point we have:

$$\mathbb{P}\left\{J - J^* \geq -\frac{\sqrt{T(D+1)}}{\sqrt{\epsilon}} \cdot \sum_{t=1}^T \left[ t^{\frac{3}{2}} t^{\log_2(\sqrt{\lambda})} \right] \right\} \geq 1 - 3\epsilon \xrightarrow{\lambda < \frac{1}{32}} \quad (3.4'')$$

$$\mathbb{P}\left\{J - J^* \geq -\frac{\sqrt{T(D+1)}}{\sqrt{\epsilon}} \cdot \sum_{t=1}^T \left[ t^{\frac{3}{2}} t^{\log_2(\sqrt{\frac{1}{32}})} \right] \right\} \geq 1 - 3\epsilon \Leftrightarrow \quad (3.5'')$$

$$\mathbb{P}\left\{J - J^* \geq -\frac{\sqrt{T(D+1)}}{\sqrt{\epsilon}} \cdot \sum_{t=1}^T \frac{1}{t} \right\} \geq 1 - 3\epsilon \xrightarrow{H_n < \ln(n)+1} \quad (3.6'')$$

$$\mathbb{P}\left\{J - J^* \geq -\frac{\sqrt{T(D+1)}}{\sqrt{\epsilon}} \cdot (\ln(T) + 1)\right\} \geq 1 - 3\epsilon \quad (3.7'')$$

$\square$



Theorems 3.b and 3.c make the mild assumption 3.b about the leaf heights, but they make strong assumptions about the decrease rate  $\lambda$  of the variance of Q-values along a path from the root to a leaf. Theorem 3.c guarantees a sublinear dependence of the error on  $T$  and Theorem 3.c an error  $O(T\sqrt{T \cdot D})$ .

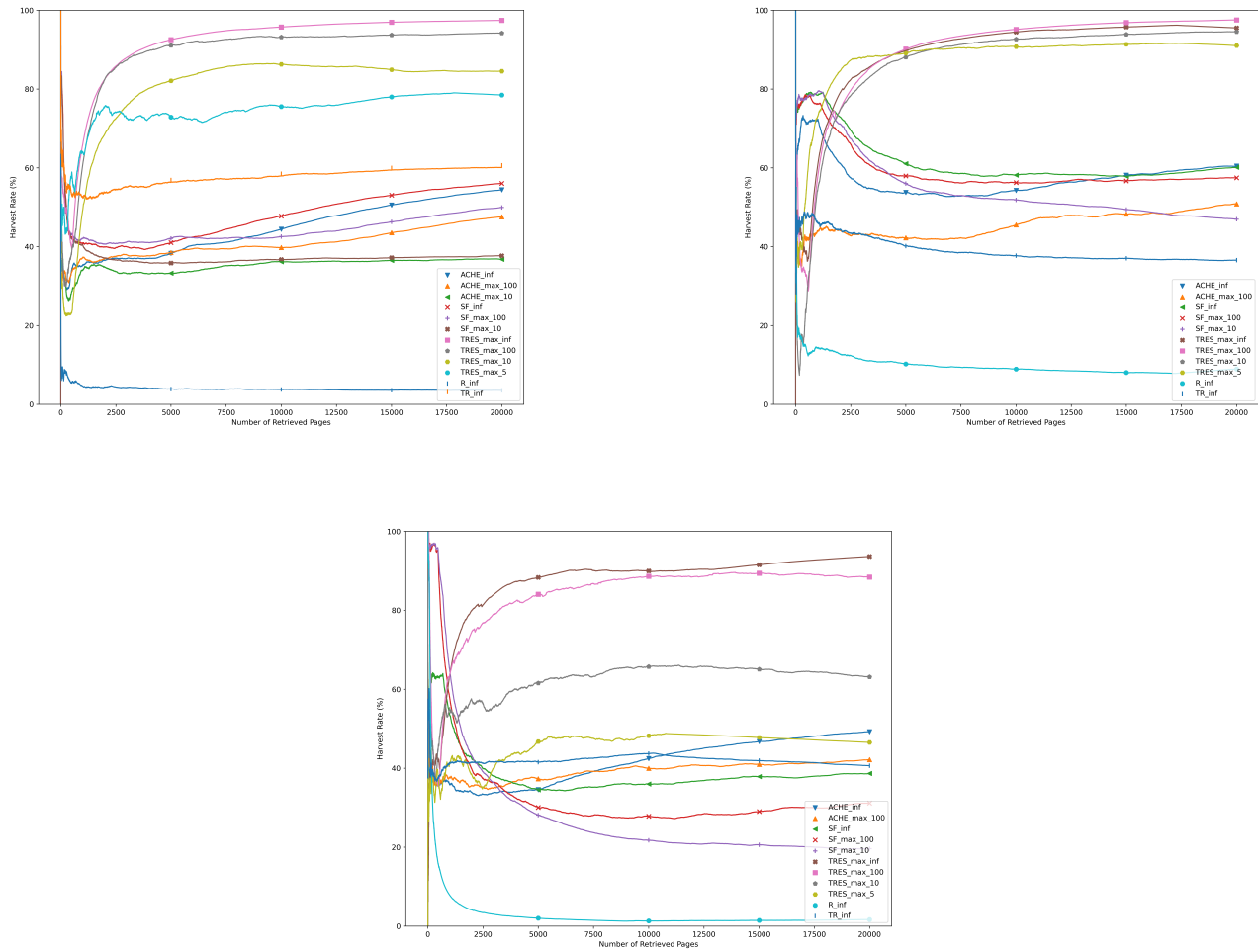


Fig. 5: Harvest Rate diagrams: Sports (Up left), Food (Up right) and Hardware (Down)

## ACKNOWLEDGMENTS

This research has received no external funding.

## REFERENCES

- [1] W. Ali and M. Hassoun, "Artificial intelligence and automated journalism: Contemporary challenges and new opportunities," *International journal of media, journalism and mass communications*, vol. 5, no. 1, pp. 40–49, 2019.
- [2] E. Axiotis, A. Kontogiannis, E. Kalpoutzakis, and G. Giannakopoulos, "A personalized machine-learning-enabled method for efficient research in ethnopharmacology: the case of the southern balkans and the coastal zone of asia minor," *Applied Sciences*, vol. 11, no. 13, 2021. [Online]. Available: <https://www.mdpi.com/2076-3417/11/13/5826>
- [3] L. Barbosa, S. Bangalore, and V. K. Rangarajan Sridhar, "Crawling back and forth: Using back and out links to locate bilingual sites," in *Proceedings of 5th International Joint Conference on Natural Language Processing*. Chiang Mai, Thailand: Asian Federation of Natural Language Processing, Nov. 2011, pp. 429–437. [Online]. Available: <https://aclanthology.org/I11-1048>
- [4] L. Barbosa and J. Freire, "An adaptive crawler for locating hidden-web entry points," in *Proceedings of the 16th International Conference on World Wide Web*, ser. WWW '07. New York, NY, USA: Association for Computing Machinery, 2007, p. 441–450. [Online]. Available: <https://doi.org/10.1145/1242572.1242632>
- [5] S. Batsakis, E. G. Petrakis, and E. Milios, "Improving the performance of focused web crawlers," *Data & Knowledge Engineering*, vol. 68, no. 10, pp. 1001–1013, 2009. [Online]. Available: <https://www.sciencedirect.com/science/article/pii/S0169023X0900055X>
- [6] T. Bewley and J. Lawry, "Tripletree: A versatile interpretable representation of black box agents and their environments," *Proceedings of the AAAI Conference on Artificial Intelligence*, vol. 35, no. 13, pp. 11415–11422, May 2021. [Online]. Available: <https://ojs.aaai.org/index.php/AAAI/article/view/17360>
- [7] S. Chakrabarti, K. Punera, and M. Subramanyam, "Accelerated focused crawling through online relevance feedback," in *Proceedings of the 11th International Conference on World Wide Web*, ser. WWW '02. New York, NY, USA: Association for Computing Machinery, 2002, p. 148–159. [Online]. Available: <https://doi.org/10.1145/511446.511466>
- [8] S. Chakrabarti, M. van den Berg, and B. Dom, "Focused crawling: a new approach to topic-specific web resource discovery," *Computer Networks*, vol. 31, no. 11, pp. 1623–1640, 1999. [Online]. Available: <https://www.sciencedirect.com/science/article/pii/S1389128699000523>
- [9] M. Cui and D. Y. Zhang, "Artificial intelligence and computational pathology," *Laboratory Investigation*, vol. 101, no. 4, pp. 412–422, 2021.
- [10] B. D. Davison, "Topical locality in the web," in *Proceedings of the 23rd Annual International ACM SIGIR Conference on Research and Development in Information Retrieval*, ser. SIGIR '00. New York, NY, USA: Association for Computing Machinery, 2000, p. 272–279. [Online]. Available: <https://doi.org/10.1145/345508.345597>
- [11] Y. Du, W. Liu, X. Lv, and G. Peng, "An improved focused crawler based on semantic similarity vector space model," *Appl. Soft Comput.*, vol. 36, no. C, p. 392–407, nov 2015. [Online]. Available: <https://doi.org/10.1016/j.asoc.2015.07.026>
- [12] N. Eiron, K. S. McCurley, and J. A. Tomlin, "Ranking the web frontier," in *Proceedings of the 13th International Conference on World Wide Web*, ser. WWW '04. New York, NY, USA: Association for Computing Machinery, 2004, p. 309–318. [Online]. Available: <https://doi.org/10.1145/988672.988714>
- [13] M. Elaraby, S. M. Abuelenin, H. M. Mofteh, and M. Z. Rashad, "A new architecture for improving focused crawling using deep neural network," *J. Intell. Fuzzy Syst.*, vol. 37, pp. 1233–1245, 2019.
- [14] G. Giannakopoulos, G. Kiomourtzis, N. Pittaras, and V. Karkaletsis, "Scaling and semantically-enriching language-agnostic summarization," in *Trends and Applications of Text Summarization Techniques*. IGI Global, 2020, pp. 244–292.
- [15] Y. Gil, M. Greaves, J. Hendler, and H. Hirsh, "Amplify scientific discovery with artificial intelligence," *Science*, vol. 346, no. 6206, pp. 171–172, 2014.
- [16] G. Gouriten, S. Maniu, and P. Senellart, "Scalable, generic, and adaptive systems for focused crawling," in *Proceedings of the 25th ACM Conference on Hypertext and Social Media*, ser. HT '14. New York, NY, USA: Association for Computing Machinery, 2014, p. 35–45. [Online]. Available: <https://doi.org/10.1145/2631775.2631795>
- [17] A. Graves, S. Fernández, and J. Schmidhuber, "Bidirectional lstm networks for improved phoneme classification and recognition," in *Artificial Neural Networks: Formal Models and Their Applications – ICANN 2005*, W. Duch, J. Kacprzyk, E. Oja, and S. Zadrożny, Eds. Berlin, Heidelberg: Springer Berlin Heidelberg, 2005, pp. 799–804.
- [18] M. Han, P.-H. Wullemmin, and P. Senellart, "Focused crawling through reinforcement learning," in *Web Engineering*, T. Mikkonen, R. Klamma, and J. Hernández, Eds. Cham: Springer International Publishing, 2018, pp. 261–278.
- [19] H. v. Hasselt, A. Guez, and D. Silver, "Deep reinforcement learning with double q-learning," in *Proceedings of the Thirtieth AAAI Conference on Artificial Intelligence*, ser. AAAI'16. AAAI Press, 2016, p. 2094–2100.
- [20] J. Jiang, X. Song, N. Yu, and C.-Y. Lin, "Focus: Learning to crawl web forums," *IEEE Transactions on Knowledge and Data Engineering*, vol. 25, no. 6, pp. 1293–1306, 2013.
- [21] W.-C. Jiang, K.-S. Hwang, and J.-L. Lin, "An experience replay method based on tree structure for reinforcement learning," *IEEE Transactions on Emerging Topics in Computing*, vol. 9, pp. 972–982, 2021.
- [22] P. Liakos, A. Ntoulas, A. Labrinidis, and A. Delis, "Focused crawling for the hidden web," *World Wide Web*, vol. 19, no. 4, p. 605–631, Jul. 2016. [Online]. Available: <https://doi.org/10.1007/s11280-015-0349-x>
- [23] G. Liu, O. Schulte, W. Zhu, and Q. Li, "Toward interpretable deep reinforcement learning with linear model u-trees," in *ECML/PKDD*, 2018.
- [24] H. Lu, D. Zhan, L. Zhou, and D. He, "An improved focused crawler: Using web page classification and link priority evaluation," *Mathematical Problems in Engineering*, vol. 2016, pp. 1–10, 2016.
- [25] F. Menczer, R. K. Belew, J. Carbonell, Y. Yang, and W. Cohen, "Adaptive retrieval agents: Internalizing local context and scaling up to the web," in *Machine Learning*, 1999, pp. 200–0.
- [26] F. Menczer, G. Pant, and P. Srinivasan, "Topical web crawlers: Evaluating adaptive algorithms," *ACM Trans. Internet Technol.*, vol. 4, no. 4, p. 378–419, Nov. 2004. [Online]. Available: <https://doi.org/10.1145/1031114.1031117>
- [27] R. Mihalcea and P. Tarau, "TextRank: Bringing order into text," in *Proceedings of the 2004 Conference on Empirical Methods in Natural Language Processing*. Barcelona, Spain: Association for Computational Linguistics, Jul. 2004, pp. 404–411. [Online]. Available: <https://aclanthology.org/W04-3252>
- [28] T. Mikolov, K. Chen, G. Corrado, and J. Dean, "Efficient estimation of word representations in vector space," in *1st International Conference on Learning Representations, ICLR 2013, Scottsdale, Arizona, USA, May 2-4, 2013, Workshop Track Proceedings*, Y. Bengio and Y. LeCun, Eds., 2013. [Online]. Available: <http://arxiv.org/abs/1301.3781>
- [29] V. Mnih, K. Kavukcuoglu, D. Silver, A. A. Rusu, J. Veness, M. G. Bellemare, A. Graves, M. A. Riedmiller, A. Fidjeland, G. Ostrovski, S. Petersen, C. Beattie, A. Sadik, I. Antonoglou, H. King, D. Kumaran, D. Wierstra, S. Legg, and D. Hassabis, "Human-level control through deep reinforcement learning," *Nature*, vol. 518, pp. 529–533, 2015.
- [30] I. Partalas, G. Paliouras, and I. Vlahavas, "Reinforcement learning with classifier selection for focused crawling," in *Proceedings of the 2008 Conference on ECAI 2008: 18th European Conference on Artificial Intelligence*. NLD: IOS Press, 2008, p. 759–760.
- [31] K. Pham, A. Santos, and J. Freire, "Learning to discover domain-specific web content," in *Proceedings of the Eleventh ACM International Conference on Web Search and Data Mining*, ser. WSDM '18. New York, NY, USA: Association for Computing Machinery, 2018, p. 432–440. [Online]. Available: <https://doi.org/10.1145/3159652.3159724>
- [32] —, "Bootstrapping domain-specific content discovery on the web," in *The World Wide Web Conference*, ser. WWW '19. New York, NY, USA: Association for Computing Machinery, 2019, p. 1476–1486. [Online]. Available: <https://doi.org/10.1145/3308558.3313709>
- [33] S. Rajiv and C. Navaneethan, "Keyword weight optimization using gradient strategies in event focused web crawling," *Pattern Recognition Letters*, vol. 142, pp. 3–10, 2021. [Online]. Available: <https://www.sciencedirect.com/science/article/pii/S0167865520304335>
- [34] J. Rennie and A. McCallum, "Efficient web spidering with reinforcement learning," in *Proceedings of the International Conference on Machine Learning*, 1999.
- [35] A. I. Saleh, A. E. Abulwafa, and M. F. Al Rahmawy, "A web page distillation strategy for efficient focused crawling based on optimized naïve bayes (onb) classifier," *Applied Soft Computing*, vol. 53, pp. 181–204, 2017. [Online]. Available: <https://www.sciencedirect.com/science/article/pii/S1568494616306536>
- [36] T. Suebchua, B. Manaskasemsak, A. Rungsawang, and H. Yamana, "Efficient topical focused crawling through neighborhood feature," *New Generation Computing*, vol. 36, pp. 95–118, 2017.

- [37] R. S. Sutton and A. G. Barto, *Reinforcement Learning: An Introduction*. Cambridge, MA, USA: A Bradford Book, 2018.
- [38] W. T. B. Uther and M. M. Veloso, "Tree based discretization for continuous state space reinforcement learning," in *Proceedings of the Fifteenth National/Tenth Conference on Artificial Intelligence/Innovative Applications of Artificial Intelligence*, ser. AAAI '98/IAAI '98. USA: American Association for Artificial Intelligence, 1998, p. 769–774.
- [39] K. Vieira, L. Barbosa, A. S. Silva, J. Freire, and E. Moura, "Finding seeds to bootstrap focused crawlers," *World Wide Web*, vol. 19, no. 3, p. 449–474, May 2016. [Online]. Available: <https://doi.org/10.1007/s11280-015-0331-7>
- [40] M. Wu, M. C. Hughes, S. Parbhoo, M. Zazzi, V. Roth, and F. Doshi-Velez, "Beyond sparsity: Tree regularization of deep models for interpretability," in *AAAI*, 2018.
- [41] S. Xu, H.-J. Yoon, and G. Tourassi, "A user-oriented web crawler for selectively acquiring online content in e-health research," *Bioinformatics*, vol. 30, no. 1, pp. 104–114, 09 2013. [Online]. Available: <https://doi.org/10.1093/bioinformatics/btt571>

**George Giannakopoulos** Dr. George Giannakopoulos is an Artificial Intelligence researcher (Functional Scientific Personnel) in NCSR "Demokritos", with more than 15 years of experience in natural language processing, machine learning and big data mining, and also the application of AI to natural sciences. He is the founder and organizer of the international community on multilingual summarization (MultiLing), a member of Hellenic Artificial Intelligence Society (EETN) and EurAI, as well as a member of the European Chapter of the ACL (EACL). He is also a co-founder of SciFY PNPC, not-for-profit company for technology transfer for social good. He has had several years of experience in tutoring (seminars and courses) related to Information Technologies and Intelligent Systems, Data Mining, and Applied Data Science in corresponding Masters' Courses. In 2021 he authored and published the first technically sound Greek book on AI addressed to the general public (translated title "Artificial Intelligence: A Subtle Demystification"). He is also a contributor to the EU DigitalSME Focus Group of AI, has contributed to the Greek national AI strategy and is a member of the Greek national Sectoral Scientific Council on AI and Data Policy.

**Andreas Kontogiannis** Andreas Kontogiannis is an M.Sc. student in Data Science and Machine Learning at National Technical University of Athens (NTUA). He received his joint B.Sc./M.Eng. degree in Electrical and Computer Engineering from the same university in 2021. His research interests include Reinforcement Learning (RL), Multi-Agent Systems and Deep Learning.

**Dimitrios Kelesis** Dimitrios Kelesis is an B.Sc./M.Eng. student in Electrical and Computer Engineering at National Technical University of Athens (NTUA). Currently pursuing a PhD in Graph Neural Networks at NTUA while working as research assistant in NCSR "Demokritos". His research interests include Graph Neural Networks, Representational Learning, Machine Learning and Optimization.

**Vasilis Pollatos** Vasilis Pollatos is an B.Sc./M.Eng. student in Electrical and Computer Engineering at National Technical University of Athens (NTUA). His research interests include Algorithms, Machine Learning and Optimization.

**Georgios Paliouras** Georgios Paliouras is a Research Director of the Institute of Informatics and Telecommunications at NCSR "Demokritos" and head of the Artificial Intelligence (AI) laboratory SKEL. He has performed basic and applied research in AI for the last 30 years and he has been publishing in all of the related conferences and journals. Among various contributions to the research community, he has served as board member in national and international scientific societies; he is serving in the editorial board of international journals and has chaired international conferences. He is involved in many European and national research projects and he has the role of scientific coordinator in some of them. He has taught postgraduate courses and has co-founded spin-off companies.