

# Tree-based Focused Web Crawling with Reinforcement Learning

Andreas Kontogiannis<sup>1</sup>, Dimitrios Kelesis<sup>1,2</sup>, Vasilis Pollatos<sup>1</sup>, Georgios Paliouras<sup>2</sup> and George Giannakopoulos<sup>2,3</sup>

<sup>1</sup>School of Electrical and Computer Engineering, National Technical University of Athens, 15780 Athens, Greece

<sup>2</sup>Software and Knowledge Engineering Lab, NCSR “Demokritos”, 15310 Athens, Greece

<sup>3</sup>SciFY PNPC, 15341 Athens, Greece

andr.kontog@gmail.com, dkelesis@iit.demokritos.gr, vaspoll97@gmail.com, paliourg@iit.demokritos.gr, ggianna@iit.demokritos.gr

## Abstract

A focused crawler aims at discovering as many web pages relevant to a target topic as possible, while avoiding irrelevant ones; i.e. maximizing the harvest rate. Reinforcement Learning (RL) has been utilized to optimize the crawling process, yet it deals with huge state and action spaces, which can constitute a serious challenge. In this paper, we propose *TRES*, an end-to-end RL-empowered framework for focused crawling. Unlike other approaches, we properly model a crawling environment as a Markov Decision Process, by representing the state as a subgraph of the Web and actions as its expansion edges. *TRES* adopts a keyword expansion strategy based on the cosine similarity of keyword embeddings. To learn a reward function, we propose a deep neural network, called *Kw-BiLSTM*, leveraging the discovered keywords. To reduce the time complexity of selecting a best action, we propose *Tree-Frontier*, a two-fold decision tree, which also speeds up training by discretizing the state and action spaces. Experimentally, we show that *TRES* outperforms state-of-the-art methods in terms of harvest rate by at least 58%, while it has competitive results in the domain maximization. Our implementation code can be found on <https://github.com/ddaedralus/TRES>.

## 1 Introduction

*Focused crawlers* [1] are intelligent agents, which given a defined topic of interest, find a strategy to search for relevant web pages. Such agents are widely used to collect vast amounts of topic-related data. Typically, a focused crawler starts from an initial set of highly relevant data, in the form of URLs, called *seeds*. The crawler utilizes seeds as a bootstrap, extracting their outlink URLs and storing them in a URL collection, called *frontier* [2]. The agent selects the best URL from the frontier, visits its web page and classifies it as relevant or irrelevant to the user’s interests. Then, its outlink URLs (hyperlinks) are stored in the frontier. Based on relevance feedback, the crawling strategy is adjusted. The total number of fetched URLs is user-defined and thus the whole

process terminates when that number of URL selections is reached.

Many approaches, such as [3–5], have proposed the use of classifiers that identify whether a given web page is relevant to the target topic. Such classifiers can be used to (a) identify the relevant web pages (in the form of URLs) in the frontier, assigning them high crawling priorities, (b) give relevance feedback to the crawler’s strategy after its visiting a web page and (c) evaluate the crawling data after the end of a running process.

An alternative way of measuring the quality of an outlink URL is by applying *Reinforcement Learning (RL)*. Unlike supervised learning methods, such focused crawlers are able to distinguish web pages (or websites), called *hubs* [6], that are possibly connected with relevant URLs on the Web. In cases where no relevant URLs exist in the frontier, a good RL strategy may identify hubs to find new relevant web pages, unlike a classification method which ignores such information.

In this paper we propose a novel focused crawling framework on textual Web data, called *TRES (Tree REinforcement Spider)*. Our crawler agent uses the typical focused crawling framework, we described above, adopting an RL crawling policy for selecting URLs. We take into account the semantic similarities between candidate keywords and construct small vector representations of candidate URLs summarizing various semantic and statistical information. We utilize this URL representation as a shared state-action representation.

Furthermore, we introduce *Tree-Frontier*, which is a two-fold decision tree, utilizing the rewards from experience as target labels. Since a decision tree splits on feature values, under a defined criterion, each leaf node corresponds to a local neighborhood of the input space. This way, in *Tree-Frontier*, a leaf stores a set of similar frontier samples, corresponding to outlink URLs (in the frontier), along with similar experience samples, corresponding to fetched web pages.

We utilize a Double Deep Q-Network (DDQN) [7] focused crawler agent; though other model-free RL agents that estimate Q-values on a state-action input are also applicable. In summary, this paper makes the following contributions:

- Our *TRES* outperforms other state-of-the-art focused crawlers on three evaluated domains, in terms of harvest rate of web pages, utilizing *no more than a single seed URL*.

- We introduce the *Tree-Frontier* algorithm for efficiently and effectively selecting which URLs to fetch through discretization of the large state and action spaces.
- Tree-Frontier *improves the time complexity* of a synchronous update [8] (i.e. selecting the best action, given the state, by calculating the Q-values of all available actions), by discarding a factor  $e_d$  from the time complexity, accounting for the minimal number of new URLs inserted in frontier at each timestep.
- We introduce a *novel Markov Decision Process (MDP) formulation* for focused crawling with RL, in which, unlike previous approaches, the agent necessarily follows the successive order of state transitions.

The remainder of the paper is organized as follows. In Section 2, we describe a brief overview of the related work. In Section 3, we present the problem definition and our framework overview. Our experimental evaluation and the comparisons with baseline and state-of-the-art methods are presented in Section 4. In section 5, we discuss the conclusions of this paper and some future steps.

## 2 Related Work

Chakrabarti et al. [1] introduced the reference of focused crawling on target domains. Focused crawlers many a times utilize two classifiers; an apprentice and a critic [9]. The critic classifies web pages, while the apprentice learns (from the critic’s feedback) to distinguish the most promising outlink URLs. Suebchua et al. [10] introduced the “Neighborhood feature”, which exploits the relevance of all already fetched web pages of the same domain (web site), in order to more effectively select URLs belonging to the same domain. This approach assumes that a web page is likely to be relevant if many relevant web pages have been discovered in its neighborhood, which is similar to the empirical evidence of topical locality on the Web showed by Davison [11].

Search-based Discovery methods utilize queries on search engine APIs (e.g. Google and Bing) and adapt a strategy onto query improvement. SeedFinder [12] tries to find new seeds in order to best bootstrap the crawling process of an arbitrary focused crawler, by executing queries on search engines utilizing terms (keywords) extracted from relevant texts. Liakos et al. [13] expanded a keyword collection by selecting the keyword with the highest TF-IDF score to form a query. By executing this query on a search engine, new candidate keywords were retrieved and the ones with the highest scores were stored in the collection. We adopt a similar keyword discovery strategy, with the exception of using the cosine similarities of word2vec [14] embeddings of candidate keywords instead of their TF-IDF scores.

On the other hand, Crawling-based Discovery methods utilize the link structure to discover new content by automatically fetching and iteratively selecting URLs extracted from the visited web pages. They can be divided into: (a) focused (*forward*) and (b) *backward* crawling methods. Backward crawling methods, e.g. the BIPARTITE crawler [15], explore URLs through backlink search, considering the Web to be an undirected graph. In this work, we are not interested in evalu-

ating backward crawling, since it requires paid APIs for most real users.

Du et al. [16] integrated the TF-IDF scores of the words with the semantic similarities among the words to construct topic and text semantic vectors and computed the cosine similarities between these vectors to select URLs. ACHE [17] is an adaptive crawler aiming to maximizing the harvest rate [1] of fetched web pages through an online-learning policy. This way, it learns to identify promising URLs and adapts its focus as the crawl progresses.

Rennie and McCallum [6] introduced RL in focused crawling, but they generalized over all possible states in order to deal with the huge state space; thus each action (outlink URL) was immediately disconnected from its state. To face these challenges, RLwCS [18] uses a tabular Q-learning policy that selects the best classifier from a defined pool of classifiers, which evaluate all available candidate URLs that the crawler can immediately fetch. InfoSpiders [19, 20] approximate the Q-values of URLs in an online way, yet they only take into account statistical features of keywords for the state representation, without considering any experience samples.

Han et al. [8] proposed an online crawling algorithm, based on SARSA policy approximation [21] introducing a shared state-action representation. They manually discretized the state-action space into buckets according to value ranges of statistical heuristic features. However, their MDP formulation somewhat unnaturally allows the agent to deviate from the successive order of states; i.e. it may select actions that do not really exist in a current state. This way, given a current state, the agent may transition with positive probability to states, for which the corresponding transition probabilities must be zero.

Gouriten et al. [22] highlighted the frontier batch disadvantage, considering that a batch is the number of successive crawling timesteps in which the frontier has not been updated. They showed that even in an offline setting, the problem of determining the optimal sequence of fetched pages, is NP-hard. Pham et al. [23] used a multi-armed bandit strategy to combine different search operators (queries on APIs, forward and backward crawling), as proxy to collect relevant web pages, and ranked them, based on their similarity to seeds.

## 3 Problem and Method Overview

### 3.1 Problem Definition

#### Keyword Expansion Problem

Let  $D_C$  be the set of all web page text documents belonging to a target topic  $C$ . Also, let  $K_C = \{k_1, \dots, k_{N_K}\}$  be the finite set of all keywords that describe  $C$ . Given an initial small set of keywords,  $KS = \{k_1, \dots, k_{N_{KS}}\}$ , where  $KS \subset K_C$ , and a corpus of text documents  $D_{tr} = \{t_1, \dots, t_N\}$  and each  $t_i = \{w_1^i, \dots, w_{n_i}^i\}$  contains  $n_i$  candidate keywords, our goal is to expand  $KS$  so that  $KS = K_C$ .

#### Web Page Classification Problem

Similarly to [24], we deal with a binary web page classification problem, in order to decide whether a given web page is relevant to the topic of interest. Specifically, let  $D'_C$  represent the set of all web page text documents belonging to any topic,

other than  $C$ . Also, let  $P$  represent the set of all web pages on the Web. Assuming (a)  $P$  is finite, (b) each web page  $p \in P$  represents a text document and (c) a word vector space  $\mathbb{R}^N$ , then  $p = \{w_1, \dots, w_{n_p}\}$  is a set of  $n_p$  words. Given a collection of web pages  $D_{tr} \subseteq D_C \cup D'_C$ , which all represent text documents of maximum word length  $M$ , and a keyword set  $K$ , our goal is to find a function  $f : K \times P \rightarrow \{0, 1\}$ , so that for each input web page  $p \in P$ ,  $f(p)$  classifies  $p$  correctly into  $D_C$  or  $D'_C$ . The above function can be also written  $f : K \times M \times \mathbb{R}^N \rightarrow \{0, 1\}$ .

### Focused Crawling Problem

Let  $U_C$  be the finite set of URLs corresponding to all web pages that belong to the target topic  $C$ . Given  $C$  and a small set of seeds  $U_S$ , where  $|U_S| \ll |U_C|$ , our goal is to expand  $U_S$  over a  $T$ -timestep-attempt-process of discovering URLs belonging to  $U_C \setminus U_S$ . Thus, since the crawling process is terminated after  $T$  timesteps,  $U_S$  optimally would be expanded by  $T$  new URLs. We will refer to these  $U_C \setminus U_S$  URLs discovered as *relevant*.

Next, we describe our proposed TRES framework. First, we formulate the focused crawling setting as an MDP. Afterwards, we present the keyword expansion strategy that our crawler adopts, in order to discover keywords that are relevant to the target topic. Next, we describe KwBiLSTM, which is a deep neural network that represents the reward function of our RL setting. Last but not least, we present the proposed focused crawling algorithm, which utilizes RL, in order to find good policies for selecting URLs, and the Tree-Frontier algorithm for efficient sampling from the frontier.

### 3.2 Modeling Focused Crawling as an MDP

Reinforcement Learning algorithms are almost always applicable when the problem setting can be formulated as an MDP [21]. Similarly to [8], we consider the focused crawler to be an agent, which exists in an interactive environment, that provides states, actions and rewards, and its goal is to maximize the cumulative reward. Next we will highlight that maximizing the cumulative agent's reward is equivalent to the focused crawling objective. To model a focused crawling setting as an MDP, we first describe some specific concepts.

Let  $U$  be the finite set of all URLs on the Web. Let  $\text{Page} : U \rightarrow P$  be the function that assigns a web page in  $P$  to its unique URL. Let  $\text{Outlink} : U \rightarrow U$  be the function that matches a given URL  $u \in U$  to a set containing its outlink URLs. Let  $G$  be the directed graph of the Web. The node set of  $G$  is equivalent to the URL set  $U$ . The edge set  $E$  of  $G$  is defined as follows: a node  $u_i \in U$  has a directed edge to another node  $u_j \in U$  if  $u_j \in \text{Outlink}(u_i)$ . We represent the corresponding edge with  $(u_i, u_j) \in E$ .

When a URL is fetched, a directed subgraph of  $G$  is expanded by a new node. Let  $g_t$  be the directed subgraph of  $G$  that the crawler has traversed until timestep  $t$ . For  $t = 0$  it holds that  $g_0 = (U_S, \emptyset)$ ; i.e. the initial subgraph has its node set equal to the seed set  $U_S$  and no edges. We denote the URL fetched at  $t$  as  $u^{(t)}$ . Then,  $g_{t+1}$  is  $g_t$  expanded by node  $u^{(t+1)}$  and edge  $(u^{(k)}, u^{(t+1)})$ , where  $0 \leq k < t + 1$ . Note that for each timestep  $t$ ,  $g_t$  is a forest of  $|U_S|$  ordered trees.

Also, let *closure*, or *crawled set* as defined in [22],  $C_t$  be the set of fetched URLs until timestep  $t$ .

**Definition 1 (Web Path).** We define the web path  $\text{path}(t)$  of the URL  $u^{(t)}$  fetched by the crawler at timestep  $t$  as the path of  $g_t$  from a given seed URL in  $U_S$  to  $u^{(t)}$ .

From the definition of closure, the crawler fetches a URL at most once, so a URL has a unique web path for the whole crawling process. Let *frontier*, or *crawl frontier*,  $F_t$  be the set of all available outlink URLs that the crawler has not fetched until timestep  $t$ , but were extracted by web pages fetched before  $t$ . More formally:

**Definition 2 (Frontier).** We define frontier  $F_t$  at timestep  $t$ , given  $C_t$ , as:

$$F_t = \left\{ (\text{path}(\tau), u) : u^{(\tau)} \in C_t, u \in \text{Outlink}(u^{(\tau)}) \right\}$$

In the above definition, notice that we also include the corresponding web paths of those URLs, from which we extract the available URLs to fetch at timestep  $t$ .

At this point, we proceed with the MDP formulation; i.e.  $(S, A, P_{t,a}, R_{t+1})$ . We denote a state  $S_t \in S$  at timestep  $t$  as the directed subgraph of  $G$  that the crawler has traversed at  $t$ ; i.e.  $s_t = g_t$ . We define actions  $A_t \in A$  at timestep  $t$  given  $S_t$  (and thus  $g_t$  and  $C_t$ ), as the set of all available edges through which  $g_t$  can be expanded by one new node; that is:

$$A_t = \{(v, u) : v \in C_t, u \in \text{Outlink}(v), u \notin C_t\} \quad (1)$$

Also, we define  $P_{t,a}(s, s') = \mathbb{P}[S_{t+1} = s' \mid S_t = s, A_t = a]$  as the transition probability of selecting the edge  $a$  to expand state  $s = g_t$  in order to transition to a state  $s' = g_{t+1}$ . Furthermore, we define a binary reward function  $R_{t+1}$  that equals 1 if the web page of the URL  $u^{(t+1)}$  crawled at timestep  $t + 1$  is relevant and 0 otherwise.

The initial state  $S_0 = g_0$  only consists of the seed URLs. A final state is not naturally defined since crawling is a non episodic problem, where maximal rewards are ideally observed most of the time. Assuming that the crawling process stops after  $T$  timesteps,  $g_T$  is the final state.

From all the above, unlike other MDP formulations for focused crawling that regard action selection to be related to URL relevance estimation, to our knowledge, our approach is the first to preserve the successive order of state transitions. Also, observe that in our MDP, given a timestep  $t$ , selecting a  $(\text{path}(\tau), u)$  from  $F_t$  is equivalent to selecting action  $(u^{(\tau)}, u)$  from  $A_t$ . Recall that  $A_t$  is the set of all available actions at timestep  $t$ . Now we can match these actions to the elements of frontier  $F_t$  with URLs not in closure  $C_t$ . Therefore, we can relate the traditional use of the frontier to the action set of an RL focused crawler agent for all timesteps.

### 3.3 Discovering Relevant Keywords

Keywords and seeds often play the role of crawler's only prior knowledge about the target topic. Having a collection of keywords that are irrelevant to the target topic can lead the crawler to follow URLs that diverge from interest. In this paper, we assume that an initial small keyword set  $KS = \{k_1, \dots, k_{N_K}\}$  is given as input, the keywords of which

---

**Algorithm 1** Keyword Expansion Strategy

---

**Input:** Initial keyword set  $KS$  of size  $N_K$ , a corpus of text documents  $d_{tr}$

**Output:** the expanded keyword set  $K$

```
1: Initialize empty keyword set  $K' = \{\}$ 
2: Create a set  $W$  of all words in  $D_{tr}$ 
3: for  $w \in W$  do
4:   if  $\frac{1}{N_K} \sum_{k \in KS} \cos(w, k) \geq b$  then  $\triangleright$  Equation (2)
5:     append  $w$  in  $K'$ 
6:   else
7:     continue
8:   end if
9: end for
10:  $K = KS \cup K'$ 
```

---

are all highly related to the target topic  $C$ . We propose a keyword expansion method that discovers new keywords from a corpus of text documents  $D_{tr}$ .

In our setting, we consider all words of the texts in  $D_{tr}$  to be candidate keywords of the target topic. We utilize a word2vec<sup>1</sup> model, that has been trained on the whole Wikipedia corpus and represents each word in a vector space  $\mathbb{R}^N$ . To decide whether a candidate word  $w$  is a new keyword, we measure a semantic score  $CS(w)$ , which equals the average cosine similarity of  $w$  with each keyword  $k \in KS$ .

To decide a new keyword, we define a keyword threshold  $b$ , so that if  $CS(w_i) > b$  then  $w_i$  is regarded a keyword and is stored in another keyword set  $K'$ . After all candidate keywords have been evaluated, we end up with a new set of keywords  $K = KS \cup K'$ . In this paper, we denote by  $b$  the average cosine similarity of all  $k \in KS$ . More formally:

$$b = \frac{1}{N_K(N_K - 1)} \sum_{i=1}^{N_K} \sum_{j \neq i}^{N_K} \cos(k_i, k_j) \quad (2)$$

We present our keyword expansion strategy in Algorithm 1. Intuitively, our keyword expansion strategy is highly selective, since a new keyword must have a greater  $CS$  score than some keywords in  $KS$ . We also tested the TF-IDF schema for crawling [13] and TextRank [25]. The latter approaches are not as selective as ours and resulted in retrieving many irrelevant keywords with low  $CS$  scores.

### 3.4 Learning the Reward Function

In the RL setting, the agent adjusts its policy in order to learn the given task which is often equivalent to maximizing the expected reward. Given a dataset of web pages  $D_{tr} \subseteq D_C \cup D_{C'}$ , a keyword set  $K$ , a maximum text length  $M$  and the word embedding space  $\mathbb{R}^N$ , we seek a classification function  $f : K \times M \times \mathbb{R}^N \rightarrow \{0, 1\}$  which plays the role of our reward function  $R_t$ .

Let  $D_{tr}^{(C)} \subset D_C$  and  $D_{tr}^{(C')} \subset D_{C'}$ . We only assume realistic scenarios about  $D_{tr}$  where  $|D_{tr}^{(C)}| < a|D_{tr}^{(C')}|$ , where  $a < 1$ . In our experiments,  $a \leq 0.1$  and thus the majority

---

<sup>1</sup><http://vectors.nlp.lpl.eu/explore/embeddings/en/>

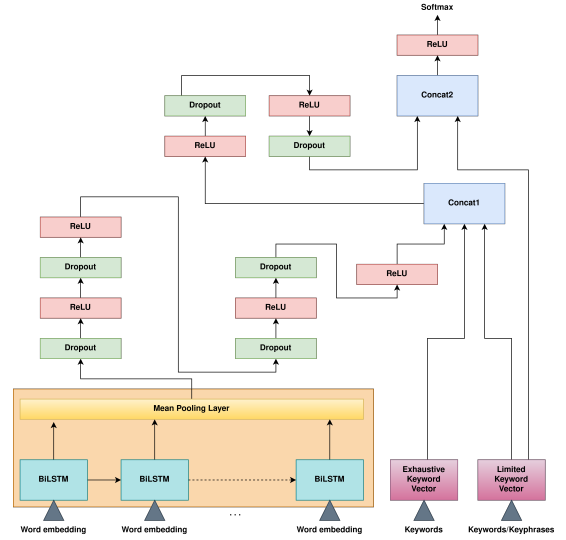


Figure 1: The structure of KwBiLSTM

(irrelevant) class has at least 9 times more instances than the minority class. We also assign target label 1 to  $D_{tr}^{(C)}$  and target label 0 to  $D_{tr}^{(C')}$ . To address this web page classification task, we propose *KwBiLSTM*, which is a Bidirectional Long short-term memory (BiLSTM) [26], empowered by the a priori knowledge of the expanded keyword set  $K$ . Our model's structure is shown in Figure 1.

In the preprocessing phase of web page classification, we follow a standard procedure for each text (web page) in  $D_{tr}$ : (a) we remove the words/phrases belonging to a list of stop-words, (b) we replace each remaining word with a token through tokenization, (c) we match each word token to a word2vec embedding vector in  $\mathbb{R}^N$  and (d) we create a text matrix  $T$  of  $M$  rows, where  $M$  is a fixed parameter of our algorithm that is common for all texts.  $T$  may contain zero rows (vectors in  $\mathbb{R}^N$ ), due to applying zero-padding in case the text consists of less than  $M$  words. So for each text,  $M$  embedding vectors are produced in total and gathered into  $T$ . In texts that contain more than  $M$  words, we keep the first  $M$  of them and discard the rest, on the grounds that a lot of useful information (such as the web page title) is usually written first in the web page text. To address the zero-padding process described above, KwBiLSTM leverages an additional Masking layer (before the BiLSTM layer).

KwBiLSTM takes three inputs; an array of word embeddings, which is the word2vec representation of the candidate web page text, the Exhaustive Keyword Vector  $EK$  and the Limited Keyword Vector  $LK$ . We explain  $EK$  and  $LK$  below. A BiLSTM is fed with the text matrix (using the word vectors as a sequence), in order to generate an embedding vector space of fixed dimensionality.

Specifically,  $EK$  is of fixed dimension  $d_{EK}$  which refers to the number of keywords estimated to appear in a relevant web page. In our experiments,  $d_{EK}$  is the average number of appearances of all  $k \in K$  in  $D_{tr}^{(C)}$ . Let  $EK_i(p)$  be the  $i$ -th element of  $EK(p)$  for a given web page  $p$ . We define

$EK_i(p) = 1$  if  $p$  has at least  $i$  keyword appearances in its text, otherwise 0. Additionally,  $LK$  aggregates keyword information through a fixed dimension  $d_{LK} = 3$ . Here, along with  $KS$ , a small keyphrase set  $PS$  may additionally be given as input. Similarly, let  $LK_i(p)$  be the  $i$ -th element of  $LK(p)$  for a given web page (text)  $p$ . Also, let  $count(p)$  be the number of keyword appearances in  $p$ , which is of text length  $n_p$ . Then,  $LK_1(p) = count/n_p$ ,  $LK_2(p) = 1$  if any keyphrase found in  $p$ , otherwise 0, and  $LK_3(p) = 1$  if any of the keywords are found as part of the URL, otherwise 0.

Intuitively, we note that the shortcut used in Concat2 (Figure 1) highlights the aggregative information of keywords found during prediction, even in cases where the text length is relatively small. We found that this is very useful in such cases, e.g. when predicting a web page utilizing only its title or an anchor text. We train the model by minimizing Cross-Entropy.

Last but not least, the use of the Mean Pooling Layer (Figure 1), instead of an Attention Mechanism, is based on the observation that a text is a finite collection of words, rather than a sequence of words. In our experiments, we observed that a change in the order of the words of a text does not affect our model’s performance in the binary classification task, and this was the main reason we opted for a Mean Pooling Layer, instead of an Attention Mechanism.

### 3.5 Focused Crawling with Reinforcement Learning

In this subsection, we describe our RL focused crawler agent and its use in learning good Q-value approximations for selecting available URLs from the frontier. Our approach is divided in three parts: (a) representing the states and the actions, (b) efficiently selecting URLs from the frontier and (c) training the agent with an RL algorithm.

#### State-Action Representation

Similarly to [8], we propose a *shared state-action representation*. Let  $\mathbf{x}(s_t, a_t)$  be the shared representation vector for a given state  $s_t$  and an action  $a_t$  at timestep  $t$ . Recall that an available action  $a$  (at timestep  $t$ ) is related to a URL  $u$  in the frontier at timestep  $t$ ,  $F_t$ , such that  $a = (u^{(\tau)}, u)$ , where  $\tau$  is the timestep when the crawler fetched  $u^{(\tau)}$ ,  $u \in Outlink(u^{(\tau)})$ .

To represent  $s_t$  in  $\mathbf{x}(s, a)$  given  $a$ , we simply aggregate information of  $path(\tau)$ ; i.e. the web path of the URL  $u^{(\tau)}$ . Specifically, we use the following scalar state features: the reward received at  $\tau$  (binary), the reciprocal of the distance of  $u^{(\tau)}$  from the closest relevant node in  $path(\tau)$  (continuous) and the relevance ratio of  $path(\tau)$  (continuous).

To represent  $a$  in  $\mathbf{x}(s, a)$ , we use the following scalar features: the existence of keywords in the URL text (binary), the existence of keywords/keyphrases in the anchor text of the source page (binary) and a probability estimation of its relevance (continuous) given by KwBiLSTM (based on the web page title). We introduce *hub features*, which are two additional scalar action features: (a) the URL’s domain relevance ratio (continuous) until timestep  $t$  and (b) the unknown domain relevance which is set to 0.5 if the specific web site (domain) has not been visited before, otherwise 1. Hub features

are based on the assumption that the crawler is more likely to fetch more relevant web pages trying to avoid less relevant or unknown domains. There is a trade-off between maximizing the harvest rate of web pages and maximizing the number of fetched domains. Experimentally, the use of Hub features served the first of these goals.

In the above setting, both state and action spaces are extremely large, and so it is more difficult to train an RL agent. Thus, we initially discretize (in the range of  $[0, 1]$ ) all continuous features of  $\mathbf{x}(s, a)$ , except for the probability estimation of relevance, into 10 buckets:  $[0, 0.1)$ ,  $[0.1, 0.2)$ , ...,  $[0.9, 1]$ . Experimentally, we noticed that contextually similar URLs corresponded to similar probability estimations of relevance scores, independently of how relevant their respective web pages were. This way, such a continuous feature seemed to contribute to better splits of Tree-Frontier, which we will discuss next.

#### Training with Double Deep Q-Learning

In our setting, the focused crawler is a DDQN agent existing in the MDP described previously. Let  $\hat{Q}$  be the neural network estimation of the state-action value function of the agent’s policy. Specifically, let  $\theta$  be the parameters of the online Q-Network and  $\theta^-$  be the parameters of the target Q-Network of DDQN. Then, given a record  $(\mathbf{x}(s_t, a_t), R_{t+1}, s_{t+1})$  from Experience Replay  $B$ , the target used by DDQN can be written as

$$y_t = R_{t+1} + \gamma \hat{Q}_{\theta^-} \left( \mathbf{x}(s_{t+1}, \arg \max_{a' \in A_{s_{t+1}}} \hat{Q}_{\theta}(\mathbf{x}(s_{t+1}, a')) \right)$$

where  $A_{s_{t+1}}$  is the set of actions extracted at timestep  $t$ ; i.e.  $A_{s_{t+1}} = \{(s_{t+1}, s) : s = Outlink(s)\}$ . Also, let  $s_{-1}$  be the empty graph. Then, we initialize  $B$  leveraging the experience from seeds  $U_S$ , using zero state features in  $\mathbf{x}(s_{-1}, a)$ . This initialization can speed up training, in cases where a lot of seeds are given as input and/or positive rewards are sparse during exploration. Next, we minimize  $\dot{L} = \mathbb{E}_{(\mathbf{x}(s_t, a_t), R_{t+1}, s_{t+1}) \sim U(B)} \left[ y_t - \hat{Q}_{\theta}(\mathbf{x}(s_t, a_t)) \right]^2$ , with respect to  $\theta$  by performing gradient descent steps on mini-batches of  $B$ . We note that the function approximators used to produce  $\hat{Q}$  for both the online and target Q-Networks are standard Multilayer Perceptrons with two hidden layers.

#### 3.6 Synchronous Frontier Update

The only thing we have not described so far is that at a given timestep  $t$  which action  $a \in A_t$  is selected. In a common Deep Q-learning setting, an  $\epsilon$ -greedy policy is often used [7, 27], which results in calculating the estimated Q-values of all actions of a given state.

In a focused crawling setting, it is common to implement the frontier as a priority queue, with the priority values being the estimated Q-values of actions. In that case, for each timestep, updating  $\theta$  requires a *synchronous update* [8]. Let  $P_{DDQN}$  be the time of a single DDQN prediction and  $d(t) = |u : u \in Outlink(u^{(t)}), u \notin C_t|$  be the number of new URLs inserted in the frontier at timestep  $t$ . Then, as the next theorem indicates, a synchronous update is costly and, thus, impractical.

**Theorem 1.** Assuming  $d(t) \geq e_d \geq 1$  and let  $F_0$  be the frontier instance because of seeds  $U_S$ , then a synchronous update has an overall time complexity of  $\Omega(P_{DDQN}[(F_0 + \frac{e_d}{2})T + \frac{e_d}{2}T^2])$

### 3.7 Updating and Sampling through Tree-Frontier

To reduce the time complexity of a synchronous update, we introduce *Tree-Frontier*, which is a two-fold variation of CART algorithm. Decision trees are traditionally used to find a discretization of a large state space by recursively growing a state tree [28]. A state tree leaf represents a partition of initial state space  $S$ . As height increases through a new splitting rule on a tree node, narrower convex regions are created, in which agent behaves in a predictable way.

To group possible  $\mathbf{x}(s, a)$  frontier samples and make fewer predictions, we borrow concepts from Explainable Reinforcement Learning, where decision trees are often used to provide interpretable policy approximation [29–31]. Specifically, Bewley and Lawry [31] proposed a binary decision tree for utilizing MDP state abstraction through a linear combination of three impurity measures; action (in  $\mathbb{R}$ ) selected, expected sum of rewards, and temporal dynamics. This way, they identify convex regions of  $S$  that are similar from all three above perspectives. Furthermore, to address the problem of allocating memory for huge continuous state spaces, Jiang et al. [32] utilized a decision tree for model learning that represented the Experience Replay buffer for generating simulated samples by using the variance of the continuous states and their average rewards.

In our setting, we are interested in discretizing both state and action space, with the latter being a theoretically continuous vector space. Also, we encounter two different kinds of samples. For a given timestep  $t$ , let *experience samples* be those  $\mathbf{x}(s, a)$  that were selected at previous timesteps  $\tau < t$ , and thus we have received their respective rewards  $R_{\tau+1}$  and also let *frontier samples* be  $\mathbf{x}(s, a)$  belonging to  $F_t$ . Combining the above, let  $S_E(t) = \{(\mathbf{x}(s_0, a_{0i}), 1)\} \cup \{(\mathbf{x}(s_\tau, a_\tau), R_{\tau+1})\}$ , where  $1 \leq i \leq |U_S|$  and  $1 \leq \tau \leq t-1$ , be the set of experience samples (including seeds) at timestep  $t$ . Similarly, let  $S_F(t) = \{(\mathbf{x}(s, a))\}$  be the dataset of frontier samples at timestep  $t$  given  $F_t$ .

We propose an online binary decision tree algorithm, called Tree-Frontier, in order to efficiently represent and manipulate the frontier. As mentioned before, Tree-Frontier is two-fold; a tree node stores both  $S_E(t)$  and  $S_F(t)$  for a given timestep  $t$ . Given  $S_E(t)$ , Tree-Frontier is used to predict the agent’s reward for a given state-action vector. It uses experience samples in order to split nodes, utilizing their rewards as target labels. Let  $I_P$  be the subset of experience samples of  $S_E(t)$  that belong to a tree leaf  $P$ . To split this leaf, we seek binary partitions  $I_P = \{I_L, I_R\}$ , such that for some state-action feature  $f$  and numerical threshold  $c \in \mathbb{R}$ :

$$(\mathbf{x}^{(f)} < c : \forall \mathbf{x} \in I_L) \cap (\mathbf{x}^{(f)} \geq c : \forall \mathbf{x} \in I_R) \quad (3)$$

where  $\mathbf{x}^{(f)}$  is the  $f$ -th element of the state-action vector  $\mathbf{x}$ . Let  $V(k)$  be the reward sample variance of node  $k$ . Unlike CART, to assess a candidate partition of  $P$ , we calculate the weighted sample variance reduction  $VR(P, f, c)$  of the rewards in  $P$ ,

---

### Algorithm 2 Tree-Frontier update for a timestep $t$

---

**Input:** Tree-Frontier  $F_t$ ,  $S_E(t)$ ,  $S_F(t)$ , new experience sample  $e_{new} = (\mathbf{x}(s_t, a_t), R_{t+1})$ , new frontier samples  $f_{new}$   
**Output:** a state-action  $\mathbf{x}$ ,  $S_E(t+1)$  and  $S_F(t+1)$

- 1: Update  $S_E(t+1) = S_E(t) \cup e_{new}$
- 2: Update  $F_{t+1}$  from  $F_t$ : check for split on leaf  $P$ , that contains  $e_{new}$ , using (3) and (4)
- 3: Update  $S_F(t+1) = S_F(t) \cup f_{new}$  by inserting each sample in  $f_{new}$  to a leaf in  $F_{t+1}$  following the tree rules
- 4: Select a frontier sample  $\mathbf{x}_i$  from each leaf through uniform sampling
- 5: **if** exploration mode: **then**  $\mathbf{x} = \text{UniformSampling}(\mathbf{x}_i)$
- 6: **else:**  $\mathbf{x} = \arg \max_i \hat{Q}_\theta(\mathbf{x}_i)$
- 7: **end if**

---

which is a splitting criterion that has been utilized in XRL [30]. That is:

$$VR(P, f, c) = V(P) - \frac{|L|}{|P|}V(L) - \frac{|R|}{|P|}V(R) \quad (4)$$

Here  $V(\cdot)$  represents the reward sample variance of a node. Unlike CART that follows a depth-first growth strategy, for each new experience sample in leaf  $P$ , Tree-Frontier checks for candidate partitions only in  $P$ . If no partition with positive  $VR(P, \cdot, \cdot)$  exists, no split is made. Else, we select the partition of  $P$  that causes the highest reduction. In this sense, Tree-Frontier follows a best-first (online) strategy.

Frontier  $F_t$  has now a decision tree representation, where each frontier sample falls into some leaf. At a given timestep  $t$ , instead of calculating the estimated Q-values of all frontier samples, we select one representative from each leaf through uniform sampling. Thus, we calculate the estimated Q-values of only those representatives and select the action with the highest Q-value. We call this procedure *tree-frontier update*. We present the tree-frontier update algorithm for a given timestep  $t$  in Algorithm 2.

**Theorem 2.** A tree-frontier update has an overall time complexity of  $O(P_{DDQN} \cdot T^2)$ .

Thus, we have shown that a tree-frontier update has always a better overall time complexity than a synchronous update. We present the proofs of the above two theorems, along with the mathematical analysis of TRES in Appendix. The full focused crawling procedure of the proposed TRES framework is presented in Algorithm 3.

## 4 Experimental Evaluation

In this section, we describe the effectiveness of TRES through experiments on real-world data and comparisons with state-of-the-art crawlers. Experimentally, we study the following topics: (a) Sports, (b) Food, (c) Hardware, all belonging to Open Directory Project (Dmoz)<sup>2</sup>, which has been widely used for crawling evaluation [3, 12, 13, 33]. Dmoz indexes about five million URLs covering a wide range of topics [13]. Note

<sup>2</sup><https://dmoz-odp.org/>

---

**Algorithm 3** TRES

---

**Input:** Seed set  $U_S$ , initial keyword set  $KS$ , a dataset of web pages  $D_{tr}$ , the total number of URL fetches  $T$   
the maximal number of domain visits  $MAX$

**Output:** a list **res** of the fetched URLs

```
1:  $KS = \text{KeywordExpansionStrategy}(KS, D_{tr})$  ▷ Algorithm 1
2: Learn the reward function  $R$ , by training a KwBiLSTM using  $D_{tr}$  and  $K$ 
3: Initialize state  $s_0 = g_0$  leveraging the experience from the relevant URLs in  $U_S$ 
4: Initialize experience samples  $S_E(0)$  and frontier samples  $S_F(0)$  using the seed set  $U_S$ 
5: Initialize closure  $C_0$  and Tree-Frontier  $F_0$  using  $S_E(0)$  and  $S_F(0)$ 
6: Initialize timestep counter  $t = 0$ 
7: Initialize  $e_{new} = \{\}$  and  $f_{new} = \{\}$ 
8: Initialize Experience Replay buffer  $B$  with experience samples  $S_E(0)$ 
9: Initialize an empty list res
10: while  $t < T$  do
11:   Train the DDQN agent on a minibatch of  $B$ 
12:   Get a state-action  $\mathbf{x}(s_t, a_t)$ ,  $S_E(t+1)$  and  $S_F(t+1) = \text{TreeFrontierUpdate}(F_t, S_E(t), S_F(t), e_{new}, f_{new})$  s.t.:
13:      $a_t \rightarrow \text{URL } u^{(t+1)} \notin C_t$  and  $MAX$  condition holds ▷ Algorithm 2
14:   Transition to a new state  $s_{t+1} = g_{t+1}$  by expanding  $g_t$  with the edge  $a_t$ 
15:   Fetch URL  $u^{(t+1)}$  and observe its reward  $R_{t+1}$ 
16:   Extract outlink URLs  $\text{Outlink}(u^{(t+1)})$  to create new frontier samples  $f_{new}$ 
17:   Create new experience sample  $e_{new} = (\mathbf{x}(s_t, a_t), R_{t+1})$ 
18:   Update experience replay buffer  $B$  with  $e_{new}$ 
19:   Update closure  $C_{t+1}$  with the new fetched URL  $u^{(t+1)}$ 
20:   Append  $u^{(t+1)}$  to res
21:    $t = t + 1$ 
22: end while
```

---

that each topic is not equally represented by URLs in Dmoz; we assume a topic is as difficult to be crawled as it is to be found in Dmoz. Therefore, we expect the Hardware domain to be the most difficult of the three.

Unlike common (but more unrealistic) approaches [10, 17], for each experiment we utilize a *single seed* and average results from 10 different single-seed crawling runs. To select seeds, we used URLs from Google, such that they are not immediately mutually connected on the Web. In other words, each one of these seeds do not belong to any outlink URL set extracted by the other seeds.

Similarly to [23], the classification training set of irrelevant web pages,  $D_{tr}^{(C')}$ , consists of URLs from 10 Dmoz super-topics, so that there is only a small chance these pages belong to the target topic  $C$ . More specifically, we use approximately 1200 and 1800 samples for the training set of relevant web pages,  $D_{tr}^{(C)}$ , and for each supertopic in  $D_{tr}^{(C')}$ , respectively.

#### 4.1 Evaluation Metrics

To evaluate fetched URLs, our goal is to maximize the widely used *harvest rate (HR)* [1] of fetched web pages. More formally:

$$HR = \frac{\text{Number of Relevant Web Pages Fetched}}{\text{Number of All Web Pages Fetched}} \quad (5)$$

Observe that in our binary reward function setting the harvest rate is equivalent to the agent’s average cumulative reward, and thus to an RL metric [34]. Also, we discuss the number of fetched web sites (domains), considering that a

web site is relevant if it contains at least one relevant web page. Last but not least, we examine the efficiency of Tree-Frontier, in comparison to the use of synchronous updates on selecting the best action from the frontier.

#### 4.2 State-Of-The-Art and Baselines

We compare TRES to the following *state-of-the-art* methods: (a) *ACHE* [17]: is one of the most well-known focused crawlers, which aims to maximize the harvest rate of fetched web pages through an online-learning policy. ACHE has been widely used in crawling evaluation, such as in [23, 35] and in textual data collection [36].

(b) *SeedFinder* (SF) [12]: extracts new seeds and keywords from relevant pages to derive search queries.

As *baseline* methods we examine:

(a) *Tree-Random* (TR): is similar to TRES, with the exception of selecting each action from a random leaf. In other words, Tree-Random only uses exploration and thus it selects actions with uniform sampling (line 5 in Algorithm 2). Note that the Tree-Random’s frontier is a Tree-Frontier, which is exactly the same as TRES.

(b) *Random* (R): selects URLs from the frontier at random. It is equivalent to Tree-Random, with the only difference that the tree height is fixed and equals 1 for the whole crawling process.

From all the above, observe that TRES is a generalization of both baseline methods. We are interested in measuring the performance of Tree-Random, since it indicates to some extent the effectiveness of Tree-Frontier on discretizing the state and action spaces. Intuitively, assume an outcome of har-



Classifier	Sports			Food			Hardware		
	Precision	Recall	F-Macro	Precision	Recall	F-macro	Precision	Recall	F-macro
Vanilla BiLSTM	90.1	88.3	93.2	85.6	88.2	92.6	78.4	85.0	88.3
ACHE's SVM	76.9	88.5	90.4	68.5	81.8	86.7	62.6	77.0	83.9
KwBiLSTM	<b>91.3</b>	<b>90.7</b>	<b>95.4</b>	<b>87.0</b>	<b>90.8</b>	<b>94.2</b>	<b>80.0</b>	<b>86.2</b>	<b>90.8</b>

Table 1: Classification Results: Precision (%) (relevant class), Recall (%) (relevant class) and Macro-average F-Score (%)

	Sports	Food	Hardware
$C$	<b>19.55</b>	<b>15.46</b>	<b>17.66</b>
$C'$	0.86	1.04	1.44
# $KS$	62	10	11
# $K'$	32	205	129

Table 2: Mean Keyword Count of Discovered Keywords, Initial Keywords ( $KS$ ), Discovered Keywords ( $K'$ )

vest rates from a crawling experiment, where Tree-Random achieves 50% and Random achieves 5%. Then, it means that the true percentage of relevant URLs were on average 5% in the frontier, yet the probability of selecting a leaf of Tree-Frontier leading to a relevant URL is 50%. Thus, in such a scenario, Tree-Frontier generated a lot of leaves, in which the agent demonstrated on average the desirable behavior, despite the fact that there were on average 19 times more actions, leading to not relevant URLs, in the frontier.

### 4.3 Keyword Expansion Evaluation

In all settings, we initialize the starting keyword set  $KS$  with a few keywords provided by Dmoz. We initialize  $KS$  with 62, 10 and 11 keywords in the Sports, Food and Hardware domain, respectively. The results from keyword expansion are represented in Table 2. We show that the discovered keywords (keyword set  $K'$ ) were at least 1400% more frequent (on average) in web pages of the target topic  $C$  than in irrelevant web pages of  $C'$ . In Food and Hardware settings  $C'$  includes their supertopics (Recreation and Computers) with respective mean keyword counts equal to 0.89 and 6.67. Thus, the discovered keywords are at least 160% more frequent in  $C$  than in their supertopics (if existent).

Moreover, notice that our method managed to discover approximately 20 and 10 times more keywords than the size of  $KS$  in the Food and Hardware settings, respectively, despite the relatively small number of initial given keywords. On the other hand, in the Sports setting our method managed to retrieve 32 new keywords, and thus to enlarge  $KS$  only by 50%. Thus, these results support the highly selective behavior of our method, because a large initial  $KS$  leads (on average) to lower CS scores (than threshold  $b$ ) for the candidate keywords.

### 4.4 Web Page Classification Evaluation

To evaluate the proposed web page classification model, KwBiLSTM, we follow a stratified 5-fold cross validation setting on data set  $D_{tr}$ . As depicted in Table 1, we measure Precision

and Recall of the relevant class and Macro-average F-Score (F-Macro). We use ACHE's SVM and a Vanilla BiLSTM as baseline methods. In all three settings, KwBiLSTM outperforms both baselines in all evaluation metrics, while ACHE's SVM constantly performs the worst. Notice that in the Hardware setting our model performs worse than the others, because the irrelevant class includes the Computers topic, the web pages of which consistently include relevant keywords (6.67 on average).

### 4.5 Focused Crawling Evaluation

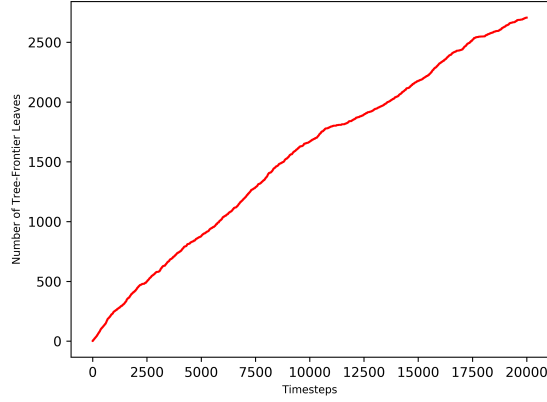
For crawling evaluation, we use the ground-truth trained KwBiLSTM to classify the fetched web pages. Table 3 presents the focused crawling results for all three topics, in terms of harvest rate and the number of domains fetched. Considering the constraint that the crawler can fetch at most  $MAX$  web pages from a domain (web site), we divide our experiments into three categories: (a)  $MAX = \infty$  (rows: 1-5), (b)  $MAX = 100$  (rows: 6-8) and (c)  $MAX \leq 10$  (rows: 9-12). As depicted, our TRES consistently outperforms state-of-the-art in harvest rate by at least: 58% in  $MAX = \infty$ , 94% in  $MAX = 100$  and 110% in  $MAX \leq 10$ . Our baseline Tree-Random performs on a par with both ACHE and SeedFinder in HR. Specifically, Tree-Random outperforms both state-of-the-art methods in the Sports domain and only SeedFinder in the Food domain. Also, it consistently outperforms Random crawler in both harvest rate and total fetched domains. The harvest rate score of Tree-Random reflects the relevance ratio of the leaves of Tree-Frontier, which appears higher than the relevance ratio of a traditional frontier. The lower harvest rate scores of the state-of-the-art methods could be attributed to the fact that their web page classifiers were less accurate than our KwBiLSTM and thus their crawling strategy diverged a lot from the target topic.

Furthermore, we demonstrate the effect of  $MAX$  on the trade-off between harvest rate and the number of domains fetched. The state-of-the-art methods proved to be more exploratory and discovered a greater number of relevant domains than TRES. However, our TRES was neither optimized in fetching different domains, nor to discover further seeds, as SeedFinder was. On the other hand, as  $MAX$  decreases, our TRES discovers more relevant domains and performs better with respect to the state-of-the-art methods in this objective, while it consistently leads in harvest rate. Specifically, in  $MAX \leq 10$ , ACHE aborted in most cases (due to running out of URLs to crawl) and thus we could not provide its average results. We note that similar experimental problems of ACHE, that is when it is bootstrapped by a small seed set, have been observed in previous works, as well [23]. Notice

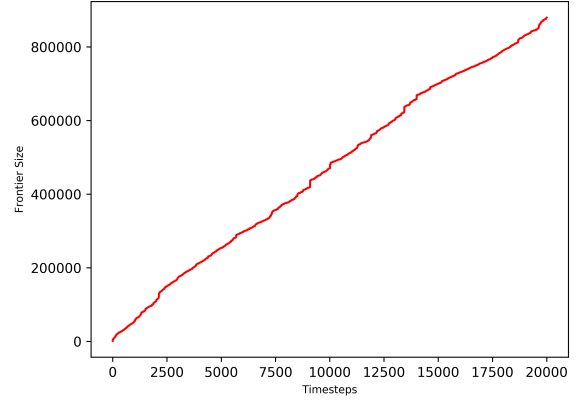


Focused Crawler	Sports		Food		Hardware	
	HR	Domains	HR	Domains	HR	Domains
ACHE	54.43	<b>2081</b>	60.45	2153	49.25	940
SeedFinder	56.05	1842	60.16	<b>3642</b>	38.68	<b>1314</b>
Random	3.55	17	8.97	59	1.66	28
Tree-Random	60.01	204	36.60	523	40.63	354
<i>TRES</i>	<b>97.43</b>	83	<b>95.59</b>	78	<b>93.64</b>	55
ACHE_100	47.57	<b>4574</b>	50.85	3820	42.18	1923
SeedFinder_100	49.97	4032	57.49	<b>5043</b>	31.14	<b>2255</b>
<i>TRES_100</i>	<b>94.19</b>	286	<b>97.55</b>	301	<b>88.40</b>	420
ACHE_10	36.79	<b>6084</b>	-	-	-	-
SeedFinder_10	37.70	5774	46.96	<b>6742</b>	19.63	2832
<i>TRES_10</i>	<b>84.52</b>	3084	<b>94.56</b>	3189	<b>63.14</b>	1977
<i>TRES_5</i>	78.56	4053	90.98	4324	46.57	<b>2956</b>

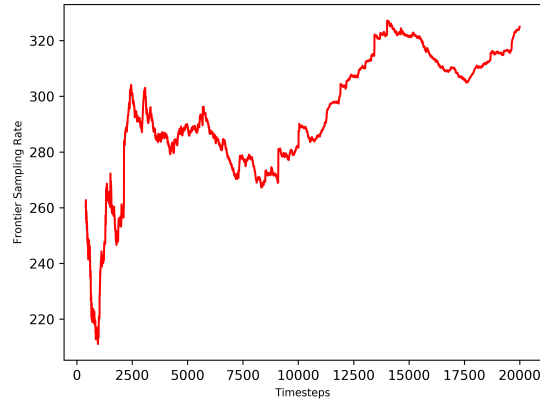
Table 3: Focused Crawling Evaluation Results



(a)



(b)



(c)

Figure 2: Frontier Sampling: Number of Tree-Frontier leaves overtime (Up Left), Frontier size overtime (Up Right), Frontier size to Tree-Frontier leaves number ratio (Down)

that in this setting, in the Hardware topic, our TRES (*TRES\_5*) manages to outperform all evaluated methods both in the harvest rate and in the number of fetched domains.

#### 4.6 Tree-Frontier vs Synchronous Update

The use of Tree-Frontier allows us to efficiently sample from the frontier, reducing the execution time by orders of magnitude, while at the same time preserving the high performance of a synchronous update, which exhaustively examines every frontier sample in each timestep. While tuning the hyperparameters of the TRES algorithm, the size of the tree was gradually increased until no significant improvement was observed to the evaluation metrics. After that point, the performance reached a plateau with respect to the tree size. This allows us to compare with the synchronous update approach, as the performance in terms of the evaluation metrics is similar, but the execution time is significantly lower in TRES. In particular, as we can see in Figure 2, the size of the subset of the frontier that TRES examines at each timestep is between 200 and 300 times smaller than the full frontier size. This implies analogous execution time reduction, which however was not directly measured, because this would be computationally impractical, considering that (the much faster) TRES took several hours to execute in our machines.

In Figure 2, we can also observe that the dependence of the frontier size and the number of leaves (in Tree-Frontier) to the number of timesteps is not exactly linear. In the case of the full frontier (synchronous update) this is attributed to the variance in the number of outlinks that a random web page could contain. There is an oscillation around the mean outlink number, which would ideally be equal to the slope of curve (see Figure 2, subplot (b)), had there been no variance in the random variable of the number of outlink URLs (of a web page). In the case of Tree Frontier, the variance of the slope is due to the fact that at some timesteps no split is performed and, thus, the number of leaves remains the same. At other timesteps, binary splits may occur, increasing the size of the set of the candidate frontier samples that we examine.

It is worth mentioning that the Tree-Frontier approach could be employed in other RL settings, as well. One challenge in RL is the increasingly large action space, which should ideally be examined exhaustively at each timestep. Tree-Frontier effectively tackles this problem by reducing the number of actions that are examined at each timestep, that is the number of samples for which Q-values are calculated. Frontier sampling is performed in a stratified way utilizing a sort of clustering through an online discretization of both large state and action spaces. Therefore, in an RL setting with rampant action space growth (frontier), the Tree-Frontier algorithm could potentially be preferable to an exhaustive calculation of Q-values or alternative methods.

## 5 Conclusion

In this paper, we proposed an end-to-end RL focused crawling framework that outperforms other state-of-the-art methods on the harvest rate of web pages. We formalized the MDP for focused crawling, overcoming previous limitations, and improved the impractical time complexity of synchronous update through the use of Tree-Frontier we introduced.

As a future work, we would like to investigate an exploration bonus in the reward function, in order to enhance agent’s exploration towards discovering a greater number of relevant domains. An additional open problem is trying to minimize the size of the labeled data set used for training the classifier, which we use to estimate the reward function.

## References

- [1] Soumen Chakrabarti, Martin van den Berg, and Byron Dom. “Focused crawling: a new approach to topic-specific Web resource discovery”. In: *Computer Networks* 31.11 (1999), pp. 1623–1640. ISSN: 1389-1286. DOI: [https://doi.org/10.1016/S1389-1286\(99\)00052-3](https://doi.org/10.1016/S1389-1286(99)00052-3). URL: <https://www.sciencedirect.com/science/article/pii/S1389128699000523>.
- [2] Nadav Eiron, Kevin S. McCurley, and John A. Tomlin. “Ranking the Web Frontier”. In: *Proceedings of the 13th International Conference on World Wide Web*. WWW ’04. New York, NY, USA: Association for Computing Machinery, 2004, 309–318. ISBN: 158113844X. DOI: 10.1145/988672.988714. URL: <https://doi.org/10.1145/988672.988714>.
- [3] Mostafa Elaraby et al. “A new architecture for improving focused crawling using deep neural network”. In: *J. Intell. Fuzzy Syst.* 37 (2019), pp. 1233–1245.
- [4] S Rajiv and C Navaneethan. “Keyword weight optimization using gradient strategies in event focused web crawling”. In: *Pattern Recognition Letters* 142 (2021), pp. 3–10. ISSN: 0167-8655. DOI: <https://doi.org/10.1016/j.patrec.2020.12.003>. URL: <https://www.sciencedirect.com/science/article/pii/S0167865520304335>.
- [5] Ahmed I. Saleh, Arwa E. Abulwafa, and Mohammed F. Al Rahmawy. “A web page distillation strategy for efficient focused crawling based on optimized Naïve bayes (ONB) classifier”. In: *Applied Soft Computing* 53 (2017), pp. 181–204. ISSN: 1568-4946. DOI: <https://doi.org/10.1016/j.asoc.2016.12.028>. URL: <https://www.sciencedirect.com/science/article/pii/S1568494616306536>.
- [6] Jason Rennie and Andrew McCallum. “Efficient web spidering with reinforcement learning”. In: *Proceedings of the International Conference on Machine Learning*. 1999.
- [7] Hado van Hasselt, Arthur Guez, and David Silver. “Deep Reinforcement Learning with Double Q-Learning”. In: *Proceedings of the Thirtieth AAAI Conference on Artificial Intelligence*. AAAI’16. Phoenix, Arizona: AAAI Press, 2016, 2094–2100.
- [8] Miyoung Han, Pierre-Henri Wuillemin, and Pierre Senellart. “Focused Crawling Through Reinforcement Learning”. In: *Web Engineering*. Ed. by Tommi Mikkonen, Ralf Klamma, and Juan Hernández. Cham: Springer International Publishing, 2018, pp. 261–278. ISBN: 978-3-319-91662-0.

- [9] Soumen Chakrabarti, Kunal Punera, and Mallela Subramanyam. "Accelerated Focused Crawling through Online Relevance Feedback". In: *Proceedings of the 11th International Conference on World Wide Web*. WWW '02. Honolulu, Hawaii, USA: Association for Computing Machinery, 2002, 148–159. ISBN: 1581134495. DOI: 10.1145/511446.511466. URL: <https://doi.org/10.1145/511446.511466>.
- [10] Tanaphol Suebchua et al. "Efficient Topical Focused Crawling Through Neighborhood Feature". In: *New Generation Computing* 36 (2017), pp. 95–118.
- [11] Brian D. Davison. "Topical Locality in the Web". In: *Proceedings of the 23rd Annual International ACM SIGIR Conference on Research and Development in Information Retrieval*. SIGIR '00. Athens, Greece: Association for Computing Machinery, 2000, 272–279. ISBN: 1581132263. DOI: 10.1145/345508.345597. URL: <https://doi.org/10.1145/345508.345597>.
- [12] Karane Vieira et al. "Finding Seeds to Bootstrap Focused Crawlers". In: *World Wide Web* 19.3 (May 2016), 449–474. ISSN: 1386-145X. DOI: 10.1007/s11280-015-0331-7. URL: <https://doi.org/10.1007/s11280-015-0331-7>.
- [13] Panagiotis Liakos et al. "Focused Crawling for the Hidden Web". In: *World Wide Web* 19.4 (July 2016), 605–631. ISSN: 1386-145X. DOI: 10.1007/s11280-015-0349-x. URL: <https://doi.org/10.1007/s11280-015-0349-x>.
- [14] Tomás Mikolov et al. "Efficient Estimation of Word Representations in Vector Space". In: *1st International Conference on Learning Representations, ICLR 2013, Scottsdale, Arizona, USA, May 2-4, 2013, Workshop Track Proceedings*. Ed. by Yoshua Bengio and Yann LeCun. 2013. URL: <http://arxiv.org/abs/1301.3781>.
- [15] Luciano Barbosa, Srinivas Bangalore, and Vivek Kumar Rangarajan Sridhar. "Crawling Back and Forth: Using Back and Out Links to Locate Bilingual Sites". In: *Proceedings of 5th International Joint Conference on Natural Language Processing*. Chiang Mai, Thailand: Asian Federation of Natural Language Processing, Nov. 2011, pp. 429–437. URL: <https://aclanthology.org/I11-1048>.
- [16] Yajun Du et al. "An Improved Focused Crawler Based on Semantic Similarity Vector Space Model". In: *Appl. Soft Comput.* 36.C (2015), 392–407. ISSN: 1568-4946. DOI: 10.1016/j.asoc.2015.07.026. URL: <https://doi.org/10.1016/j.asoc.2015.07.026>.
- [17] Luciano Barbosa and Juliana Freire. "An Adaptive Crawler for Locating Hidden-Web Entry Points". In: *Proceedings of the 16th International Conference on World Wide Web*. WWW '07. Banff, Alberta, Canada: Association for Computing Machinery, 2007, 441–450. ISBN: 9781595936547. DOI: 10.1145/1242572.1242632. URL: <https://doi.org/10.1145/1242572.1242632>.
- [18] Ioannis Partalas, Georgios Paliouras, and Ioannis Vlahavas. "Reinforcement Learning with Classifier Selection for Focused Crawling". In: *Proceedings of the 2008 Conference on ECAI 2008: 18th European Conference on Artificial Intelligence*. NLD: IOS Press, 2008, 759–760. ISBN: 9781586038915.
- [19] Filippo Menczer et al. "Adaptive Retrieval Agents: Internalizing Local Context and Scaling up to the Web". In: *Machine Learning*. 1999, pp. 200–0.
- [20] Filippo Menczer, Gautam Pant, and Padmini Srinivasan. "Topical Web Crawlers: Evaluating Adaptive Algorithms". In: *ACM Trans. Internet Technol.* 4.4 (Nov. 2004), 378–419. ISSN: 1533-5399. DOI: 10.1145/1031114.1031117. URL: <https://doi.org/10.1145/1031114.1031117>.
- [21] Richard S. Sutton and Andrew G. Barto. *Reinforcement Learning: An Introduction*. Cambridge, MA, USA: A Bradford Book, 2018. ISBN: 0262039249.
- [22] Georges Gouriten, Silviu Maniu, and Pierre Senellart. "Scalable, Generic, and Adaptive Systems for Focused Crawling". In: *Proceedings of the 25th ACM Conference on Hypertext and Social Media*. HT '14. Santiago, Chile: Association for Computing Machinery, 2014, 35–45. ISBN: 9781450329545. DOI: 10.1145/2631775.2631795. URL: <https://doi.org/10.1145/2631775.2631795>.
- [23] Kien Pham, Aecio Santos, and Juliana Freire. "Bootstrapping Domain-Specific Content Discovery on the Web". In: *The World Wide Web Conference*. WWW '19. San Francisco, CA, USA: Association for Computing Machinery, 2019, 1476–1486. ISBN: 9781450366748. DOI: 10.1145/3308558.3313709. URL: <https://doi.org/10.1145/3308558.3313709>.
- [24] Houqing Lu et al. "An Improved Focused Crawler: Using Web Page Classification and Link Priority Evaluation". In: *Mathematical Problems in Engineering* 2016 (2016), pp. 1–10.
- [25] Rada Mihalcea and Paul Tarau. "TextRank: Bringing Order into Text". In: *Proceedings of the 2004 Conference on Empirical Methods in Natural Language Processing*. Barcelona, Spain: Association for Computational Linguistics, July 2004, pp. 404–411. URL: <https://aclanthology.org/W04-3252>.
- [26] Alex Graves, Santiago Fernández, and Jürgen Schmidhuber. "Bidirectional LSTM Networks for Improved Phoneme Classification and Recognition". In: *Artificial Neural Networks: Formal Models and Their Applications – ICANN 2005*. Ed. by Włodzisław Duch et al. Berlin, Heidelberg: Springer Berlin Heidelberg, 2005, pp. 799–804. ISBN: 978-3-540-28756-8.
- [27] Volodymyr Mnih et al. "Human-level control through deep reinforcement learning". In: *Nature* 518 (2015), pp. 529–533.
- [28] William T. B. Uther and Manuela M. Veloso. "Tree Based Discretization for Continuous State Space Reinforcement Learning". In: *Proceedings of the Fifteenth National/Tenth Conference on Artificial Intelligence/Innovative Applications of Artificial Intelligence*. AAAI '98/IAAI '98. Madison, Wisconsin,

USA: American Association for Artificial Intelligence, 1998, 769–774. ISBN: 0262510987.

- [29] Mike Wu et al. “Beyond Sparsity: Tree Regularization of Deep Models for Interpretability”. In: *AAAI*. 2018.
- [30] Guiliang Liu et al. “Toward Interpretable Deep Reinforcement Learning with Linear Model U-Trees”. In: *ECML/PKDD*. 2018.
- [31] Tom Bewley and Jonathan Lawry. “TripleTree: A Versatile Interpretable Representation of Black Box Agents and their Environments”. In: *Proceedings of the AAAI Conference on Artificial Intelligence* 35.13 (2021), pp. 11415–11422. URL: <https://ojs.aaai.org/index.php/AAAI/article/view/17360>.
- [32] Wei-Cheng Jiang, Kao-Shing Hwang, and Jin-Ling Lin. “An Experience Replay Method Based on Tree Structure for Reinforcement Learning”. In: *IEEE Transactions on Emerging Topics in Computing* 9 (2021), pp. 972–982.
- [33] Sotiris Batsakis, Euripides G.M. Petrakis, and Evangelos Milios. “Improving the performance of focused web crawlers”. In: *Data & Knowledge Engineering* 68.10 (2009), pp. 1001–1013. ISSN: 0169-023X. DOI: <https://doi.org/10.1016/j.datak.2009.04.002>. URL: <https://www.sciencedirect.com/science/article/pii/S0169023X0900055X>.
- [34] Evangelos Axiotis et al. “A Personalized Machine-Learning-Enabled Method for Efficient Research in Ethnopharmacology. The Case of the Southern Balkans and the Coastal Zone of Asia Minor”. In: *Applied Sciences* 11.13 (2021). ISSN: 2076-3417. DOI: 10.3390/app11135826. URL: <https://www.mdpi.com/2076-3417/11/13/5826>.
- [35] Songhua Xu, Hong-Jun Yoon, and Georgia Tourassi. “A user-oriented web crawler for selectively acquiring online content in e-health research”. In: *Bioinformatics* 30.1 (Sept. 2013), pp. 104–114. ISSN: 1367-4803. DOI: 10.1093/bioinformatics/btt571. eprint: <https://academic.oup.com/bioinformatics/article-pdf/30/1/104/17123769/btt571.pdf>. URL: <https://doi.org/10.1093/bioinformatics/btt571>.
- [36] Kien Pham, Aécio Santos, and Juliana Freire. “Learning to Discover Domain-Specific Web Content”. In: *Proceedings of the Eleventh ACM International Conference on Web Search and Data Mining*. WSDM ’18. Marina Del Rey, CA, USA: Association for Computing Machinery, 2018, 432–440. ISBN: 9781450355810. DOI: 10.1145/3159652.3159724. URL: <https://doi.org/10.1145/3159652.3159724>.

## Appendix

### A Missing Proofs of Section 3

#### Proof of Theorem 1

*Proof.* The time complexity of the frontier prediction through a synchronous update for the whole crawling process is  $\Theta(P_{DDQN} \cdot F)$ , where  $F = \sum_{t=0}^T |F_t|$ ,  $|F_t|$  is the frontier size at timestep  $t$  and  $P_{DDQN}$  is the time complexity of a single DDQN state-action value function prediction. Also, let  $|F_0|$  be the frontier size because of the seed outlink URLs. Assuming that for each timestep the frontier size grows at least by  $e_d$ , we can lower-bound  $|F_t|$ :

$$|F_t| = |F_0| + \sum_{\tau=1}^t d(\tau) \geq |F_0| + \sum_{\tau=1}^t e_d = |F_0| + te_d$$

Thus, we can lower-bound  $F$ :

$$F = \sum_{t=0}^T |F_t| \geq \sum_{t=1}^T (|F_0| + te_d) = (F_0 + \frac{e_d}{2})T + \frac{e_d}{2}T^2$$

Therefore, the time complexity of the frontier prediction (through synchronous update) for the whole crawling process is  $\Omega(P_{DDQN}((F_0 + \frac{e_d}{2})T + \frac{e_d}{2}T^2))$ . Similarly, assuming that  $d(t) \leq D$ , where  $D$  is the maximal number of outlink URLs from any web page on the Web (and thus practically  $D$  and  $T$  can be within the same order of magnitude), we can upper-bound  $F \leq (F_0 + \frac{D}{2})T + \frac{D}{2}T^2$ .  $\square$

#### Proof of Theorem 2

*Proof.* The time complexity of the frontier prediction through tree-frontier update for the whole crawling process is  $\Theta(P_{DDQN} \cdot F_{tree})$ , where  $F_{tree} = \sum_{t=0}^T F_{tree}^t$  and  $F_{tree}^t$  represents the number of leaves at timestep  $t$ . Also, let  $F_{tree}^0$  represent the number of leaves at timestep 0; i.e. the leaves because of splits of seed experience samples of unity rewards. Thus,  $F_{tree}^0 = 1$ . Let  $d_{leaves}(t) = F_{tree}^t - F_{tree}^{t-1}$  be the increase of the number of tree leaves from timestep  $t-1$  to timestep  $t$ . Observing that at a timestep  $t$  only the tree leaf that contains the experience sample of  $u^{(t)}$  (the URL visited at  $t$ ) can be split (if a significant difference based on sample variance reduction of its rewards is noticed),  $d_{leaves}(t) = \mathbb{1}\{a \text{ split happened at } t\} \leq 1$ . Then, we can upper-bound  $F_{tree}^t$ :

$$F_{tree}^t = F_{tree}^0 + \sum_{\tau=1}^t d_{leaves}(\tau) \leq 1 + t$$

This way, we can upper-bound  $F_{tree}$ :

$$F_{tree} = \sum_{t=0}^T F_{tree}^t \leq 1 + \sum_{t=1}^T (1 + t) = 1 + \frac{3}{2}T + \frac{1}{2}T^2$$

Therefore, the overall time complexity of tree-frontier update is  $O(P_{DDQN} \cdot T^2)$ .  $\square$

### B Mathematical Analysis of TRES

#### B.1 Preliminaries

Let  $X$  be the state-action space, i.e. the space corresponding to the URL representation given its path. Let  $x_t^* \in X$  be the state-action vector corresponding to the URL with the best Q-value in tree-frontier, according to a policy approximator function (e.g. a neural network with parameters  $\theta$ ) at timestep  $t$ . Let  $n_t$  be the number of tree-frontier leaves at timestep  $t$ . Let  $p_t(x_t^*) = \frac{1}{|L_t^*|}$  be the probability that at timestep  $t$  the best  $x_t^*$  (according to  $\hat{Q}_\theta^{(t)}$ ) is selected, where  $L_t^*$  is the leaf containing  $x_t^*$ . For brevity, we write the state-action value function of the agent's policy at timestep  $t$ , produced by the function approximator,  $\hat{Q}_\theta^{(t)} = \hat{Q}_t$ . Also, let  $d_{l_i}^t$  be the distribution of  $i$ -th leaf over frontier samples at timestep  $t$ .

We define  $J = \sum_{t=1}^T \mathbb{E}_{x_t \sim d_t} [\hat{Q}_t(x_t)]$  as a utility function, where  $d_t = \frac{1}{n_t} \sum_{i=1}^{n_t} d_{t,i}^t$ , i.e. the state-action distribution at timestep  $t$ . We note that  $\hat{Q}_t$  corresponds to different policies for different values of  $t$ , considering a different version of the function approximator for each timestep. At timestep  $t$ , we define  $V_R^t(i)$  to be the variance of rewards of the experience samples of the  $i$ -th leaf and  $V_q^t(i)$  to be the variance of Q-values of the frontier samples of the  $i$ -th leaf.

## B.2 Objective

The utility function  $J$  describes the total expected reward-to-go of utilizing  $\hat{Q}_t$  for all timesteps  $t \in [0, T]$ . We note that a high value of  $J$  implies selections of higher Q-values per timestep, and thus policies closer to greedy ones. Considering that the policy approximator function  $\hat{Q}_t$  is an *oracle* at timestep  $t$ , the greedy action selection is to choose the state-action pair from the tree-frontier which estimated Q-value at timestep  $t$  is the highest among the others available, that is  $x_t^*$ . Thus, oracle would always select  $x_t^*$  from the tree-frontier at each timestep  $t$ . We denote  $J^* = \sum_{t=1}^T [\hat{Q}_t(x_t^*)]$  as the oracle's utility function, i.e. the utility function in which always the best  $x_t^*$  is selected at timestep  $t$ .

We are interested in measuring how far from oracle our agent is. That is, we are interested in finding a lower bound of  $J - J^*$ . Considering that there will always be a chance to select the best  $x_t^*$  at each timestep  $t$ , it holds that  $J \leq J^*$ , i.e.  $J^*$  is a tight upper bound of  $J$ . We start from unrolling the closed form of utility function  $J$ .

$$\begin{aligned} J &= \sum_{t=1}^T \left[ p_t(x_t^*) \hat{Q}_t(x_t^*) + (1 - p_t(x_t^*)) \max_{i \in n_t} \left\{ \mathbb{E}_{x_t \sim d_{t,i}} [\hat{Q}_t(x_t) \mathbb{1}\{x_t^* \neq x_t\}] \right\} \right] \\ &= \sum_{t=1}^T \left[ \frac{1}{|L_t^*|} \hat{Q}_t(x_t^*) + \left( 1 - \frac{1}{|L_t^*|} \hat{q}_t \right) \right] \\ &= J^* - \sum_{t=1}^T \left[ \left( 1 - \frac{1}{|L_t^*|} \right) (\hat{Q}_t(x_t^*) - \hat{q}_t) \right] \end{aligned} \quad (1)$$

In the equations above, we have defined  $\hat{q}_t = \max_{i \in n_t} \left\{ \mathbb{E}_{x_t \sim d_{t,i}} [\hat{Q}_t(x_t) \mathbb{1}\{x_t^* \neq x_t\}] \right\}$ . Also, recall that the size of  $L_t^*$  is bounded by the maximum number of frontier samples at timestep  $t$ , and thus  $|L_t^*| \leq 1 + Dt$ , where  $D$  is the maximum number of new frontier samples (outlinks minus deleted frontier samples) at a single timestep.

## B.3 Mathematical Analysis

We will try to find a lower bound for  $J - J^*$ . To achieve this we will need to make some reasonable assumptions, as described below. The first assumption is about the effectiveness of variance reduction. We suppose that the splitting rule uses a feature that is adequately correlated to the reward of the elements in the node being split. This assumption is practically about the quality of our data. If the web page features are weakly correlated to the reward, we can not expect any learning algorithm to perform well. The second assumption is about the relation between the reward variance ratio and the Q-value variance ratio. Rewards are supposed to reflect real Q-values so we suppose that the noise between the reward variance ratio and the Q-value variance ratio has small expectation. Our final assumption is that the leaf containing  $x_t^*$  has a splitting frequency greater or equal to some value  $M_s$ . This way the height gradually increases and variance is reduced. The first assumption guarantees that in each split effective variance reduction is achieved. The third assumption implies that this reduction takes place multiple times so that the overall reduction is high enough. The second assumption translates reward variance reduction to Q-value variance reduction. This implies that the variance in the leaf containing  $x_t^*$  is not very high, so random sampling from this leaf could not bring an element with a Q-value far away from the optimal. This way the cumulative utility is bounded with high probability.

The assumptions we make focus on some key steps of the learning algorithm and supposing these steps are successful with high probability we can show that the proposed algorithm approaches the optimal performance of the oracle. These assumptions are admittedly strong so the analysis we make here is more about explaining the logic of the algorithm and interpreting the good experimental performance rather than providing theoretical guarantees about its performance on an arbitrary dataset. We now proceed to the mathematical analysis.

**Assumption 1.** *The squared Pearson product-moment correlation coefficient of reward  $R$  and splitting rule  $S$  is greater than  $1 - \frac{\epsilon}{T \cdot h_{max}}$ , where  $h_{max}$  is the height limit in the tree and  $T$  the number of timesteps.*

In each node of the decision tree let  $R$  be the random variable of the reward and  $X$  the random vector corresponding to the representation of the node elements. The splitting rule is a Bernoulli variable of the form  $S = \mathbb{1}\{X[i] > b\}$ , for some feature  $i$  and some threshold  $b$ . In particular, the rule is chosen which maximises the empirical variance reduce calculated on the samples. Variance is calculated with respect to the reward variable  $R$ . Let  $V_R^t(Parent)$  be the reward variance of a parent node



on timestep  $t$ . The parent node is split into two child nodes. Let  $V_R^t(Child)$  be the reward variance of some child node on timestep  $t$ .  $V_R^t(Parent) = Var(R)$  and  $V_R^t(Child) = Var(R|S)$ . We will use an inequality that holds for the conditional variance of two correlated variables in order to bound the child variance from above.  $\mathbb{E}[Var(y|R)] \leq Var(R) - \frac{Cov^2(R,S)}{Var(S)}$ . If  $Var(R) = 0$  then  $\mathbb{E}[Var(R|S)]$  is zero as well. Else we have  $\mathbb{E}[\frac{Var(R|S)}{Var(R)}] \leq 1 - \frac{Cov^2(R,S)}{Var(S) \cdot Var(R)} \leq \delta$ , assuming that the squared Pearson product-moment correlation coefficient of  $R$  and  $S$  is greater than  $1 - \delta$ . This hypothesis is reasonable, because we expect that the splitting rule which causes the greatest variance reduction is highly correlated to the reward variable.

Applying Markov's inequality we obtain  $\mathbb{P}[\frac{Var(R|S)}{Var(R)} \geq a] \leq \frac{\mathbb{E}[\frac{Var(R|S)}{Var(R)}]}{a} \leq \frac{\delta}{a}$ . We set  $a = 1$ . Thus, with probability greater than  $1 - \delta$  the ratio of variance between the child and the parent node is less than one. In order that the complete algorithm execution is correct we want the variance ratio condition to hold for all timesteps along the path leading to the optimal leaf node. Let  $h(t)$  be the height of the leaf containing  $x_t^*$  at timestep  $t$ . We set  $T \cdot h_{max} \cdot \delta = \epsilon$  and from union bound the condition is satisfied for all timesteps with probability greater than  $1 - \epsilon$ .

We also assume that in each node the noise between the reward variance ratio and the Q-value variance ratio is small in terms of expected value. In particular,

**Proposition 1.** *If assumption 1 holds, then with probability greater than  $1 - \epsilon$  it holds that*

$$\frac{V_R^t(Child_i)}{V_R^t(Parent_i)} < 1 \text{ for all pairs of nodes } V_R^t(Child_i), V_R^t(Parent_i) \text{ that lie along the path from the root to leaf } L_t^* \text{ for all } t \text{ in } [1, 2, \dots, T].$$

**Assumption 2.** *In each leaf split  $s$ , let  $Child_i$  be a new leaf created because of  $s$  and  $Parent_i$  be the split node because of  $s$ . We consider the random noise between the reward variance ratio and the Q-value variance ratio  $e_i = \frac{V_q^t(Child_i)}{V_q^t(Parent_i)} - \frac{V_R^t(Child_i)}{V_R^t(Parent_i)}$  and  $l_i = \log(1 + e_i)$  the logarithmic noise. Then,  $\mathbb{E}[l_i] < \log(\lambda) - \frac{w\sqrt{\log(T/\epsilon)}}{\sqrt{2h(t)}}$ , where  $w$  is the range of  $l_i$  and  $\lambda$  is some constant less than one.*

This assumption implies that inside a leaf, similar rewards correspond to similar Q-values (produced by  $\hat{Q}_t$ ). We consider that all high rewards (ones if the reward function is binary) come from high Q-values. In other words, in our crawling setting, we consider that our agent has higher Q-values for the most URLs corresponding to relevant web pages. From Assumption 1, considering that  $Root$  is the tree root node and  $h(t)$  is the height of  $Child$  at timestep  $t$ , it holds that

$$\begin{aligned} V_q(Child) &= \left( \frac{V_R^t(Child)}{V_R^t(Parent)} + e_{h(t)} \right) \cdot V_q^t(Parent) \\ &= \prod_{i=1}^{h(t)} \left( \frac{V_R^t(Child_i)}{V_R^t(Parent_i)} + e_i \right) \cdot V_q^t(Root) \\ &= \prod_{i=1}^{h(t)} \left( \frac{Var(R_i|S_i)}{Var(R_i)} + e_i \right) \cdot V_q^t(Root) \\ &< \left( \prod_{i=1}^{h(t)} (1 + e_i) \right) \cdot V_q^t(Root), \text{ with probability greater than } 1 - \frac{h(t) \cdot \epsilon}{h_{max} \cdot T} \end{aligned}$$

We want that with high probability  $(1 - \epsilon_1)$  that

$$\prod_{i=1}^{h(t)} (1 + e_i) < \lambda^{h(t)} \Leftrightarrow \sum_{i=1}^{h(t)} \log(1 + e_i) < h(t) \cdot \log(\lambda), \quad \lambda < 1 \quad (2)$$

Parameter  $\lambda$  corresponds to the decrease rate of variance along the path from the root node to the leaf. It is natural to assume that even if sometimes the variance increases from parent to child, the aggregated ratio obtained by multiplying a series of ratios should be less than one with high probability. This implies that groups of ratios tend to give products that are less than one, so stacking these groups together results in a geometric decrease. This is the intuition behind the assumption that

$\prod_{i=1}^{h(t)} (1 + e_i) < \lambda^{h(t)}$ , with high probability, for some rate  $\lambda$ , possibly very close to one, but less than it.

Each one of the terms  $l_i = \log(1 + e_i)$  is a noise variable. We assume that they are i.i.d. and each of them has expectation

$\mathbb{E}[l_i] = l$ . We know that  $\mathbb{P}[\sum_{i=1}^{h(t)} l_i - h(t)l > s] \leq \exp\left(\frac{-2s^2}{h(t)w^2}\right)$ , where  $w$  is the range of  $l_i$  and  $s > 0$ . This is derived from Hoeffding's inequality.

To satisfy 2 we demand  $s + h(t)l < h(t) \cdot \log(\lambda)$  and  $\exp\left(\frac{-2s^2}{h(t)w^2}\right) = \epsilon_1 \Leftrightarrow s = \frac{w\sqrt{h(t) \cdot \log(1/\epsilon_1)}}{\sqrt{2}}$ .

Thus we want  $l < \log(\lambda) - \frac{w\sqrt{\log(1/\epsilon_1)}}{\sqrt{2h(t)}} \Leftrightarrow \mathbb{E}[\log(1 + e_i)] < \log(\lambda) - \frac{w\sqrt{\log(1/\epsilon_1)}}{\sqrt{2h(t)}}$ .

From Jensen's inequality this implies that a necessary condition for  $e = \mathbb{E}[e_i]$  is that  $e < \lambda \cdot \exp\left(-\frac{w\sqrt{\log(1/\epsilon_1)}}{\sqrt{2h(t)}}\right) - 1$ .

The condition should hold the leaf containing  $x_t^*$  at timestep  $t$  at all timesteps so we set  $T \cdot \epsilon_1 = \epsilon$ .

**Proposition 2.** *If the event described in preposition 1 is true and assumption 2 holds, then with probability greater than  $1 - \epsilon$  it holds that  $V_q(L_t^*) < \lambda^{h(t)} V_q^t(Root)$  for all  $t$  in  $[1, 2, \dots, T]$ , where  $h(t)$  is the height of leaf  $L_t^*$  containing  $x_t^*$ . The event described in preposition 1 is realised with probability greater than  $1 - \epsilon$ , given that assumption 1 holds, so from union bound the probability that  $V_q(L_t^*) < \lambda^{h(t)} V_q^t(Root)$  for all  $t$  in  $[1, 2, \dots, T]$  is greater than  $1 - 2\epsilon$ , given that assumptions 1 and 2 hold.*

**Assumption 3.**  $L_t^*$  is split at most after  $M_s$  (independent of  $T$ ) timesteps.

The fact that  $L_t^*$ , which contains  $x_t^*$  for  $t \in [1, T]$ , is split at most after  $M_s$  timesteps, means that if at timestep  $\tau$  it contained experience samples of only same rewards then until timestep  $\tau + M_s$  at least one composite reward was gained from that leaf. This assumption requires that there are at least a few complement rewards (regarding a binary reward function) mainly at the first few steps of the crawling process to create splits and also is based on the fact that a split creates two leafs; one with mainly zero rewards and one with mainly unity rewards. This is a quite reasonable assumption, taking into account that the crawling process starts with a set of a priori highly relevant webpages (seeds) and considering the fact that a relevant webpage is probable to be connected with other relevant and irrelevant ones.

Also, we note that seeds are stored as experience samples in *Root* node and therefore even if the agent starts visiting only irrelevant webpages, splits with variance reduction on Q-values will be created. Thus, the more the starting seeds, the more splits are probable to become, considering that uniform sampling can always result in zero rewards. At the extreme case, where only positive rewards are received, then crawling is perfect and there is no interest in measuring how far from oracle the agent is. Another extreme case is if the best leaf cannot be further split, so that it only receives positive rewards. However, if so, then its true variance of rewards will be zero and considering that inside a leaf, same rewards correspond to similar Q-values, then its true variance of Q-values will be very small, and thus less than the corresponding variance of *Root*.

**Proposition 3.**  $h(t) \geq \text{floor}(t/M_s)$ , where  $M_s$  is constant (independent of  $T$ ).

**Theorem 1.** *If Assumptions 1, 2 and 3 hold, then  $\mathbb{P}\left\{J - J^* \geq \frac{T}{\sqrt{\epsilon\lambda}} \cdot \frac{\bar{\lambda}}{(1-\bar{\lambda})^2} \cdot (\bar{\lambda}^T - 1)(D+1)\right\} \geq 1 - 3\epsilon$ , where  $T$  is the total number of timesteps,  $D$  is an upper bound for the number of new URLs inserted in frontier at each timestep, parameters  $\lambda$  is introduced in assumption 2 and  $\bar{\lambda} = \sqrt[2M_s]{\lambda}$ .*

*Proof.* Let  $d_{L_t^*}$  be the distribution Q-values of  $L_t^*$ , the leaf which contains  $x_t^*$  at timestep  $t$ . From Chebyshev's inequality we obtain:

$\mathbb{P}\left\{|\hat{q}_t - \mu_{L_t^*}| \geq k\sigma_{L_t^*}\right\} \leq \frac{1}{k^2}$ . Thus, from union bound, with probability at least  $1 - \frac{|L_t^*|}{k^2}$  all frontier samples of  $L_t^*$  lie within the interval  $[\mu_{L_t^*} - k\sigma_{L_t^*}, \mu_{L_t^*} + k\sigma_{L_t^*}]$ . The interval has length  $2k\sigma_{L_t^*}$ , so the difference between any two elements of the interval is at most  $2k\sigma_{L_t^*}$ . We set  $k = \sqrt{\frac{|L_t^*|}{\epsilon_0}}$ , so the probability that  $\hat{Q}_t(x_t^*) - \hat{q}_t \leq 2k\sigma_{L_t^*}$  is at least  $1 - \epsilon_0$ . We also set  $T \cdot \epsilon_0 = \epsilon$ , so that the condition holds for all timesteps with high probability (from union bound over  $T$  timesteps).

$$\mathbb{P}\left\{\hat{Q}_t(x_t^*) - \hat{q}_t \leq 2\sqrt{\frac{|L_t^*|}{\epsilon_0}}\sigma_{L_t^*}\right\} \geq 1 - \epsilon_0 \Rightarrow \mathbb{P}\left\{\hat{Q}_t(x_t^*) - \hat{q}_t \leq 2\sqrt{\frac{T(D \cdot t + 1)}{\epsilon}}\sigma_{L_t^*}\right\} \geq 1 - \frac{\epsilon}{T}$$

Recall that  $J = J^* - \sum_{t=1}^T \left[\left(1 - \frac{1}{|L_t^*|}\right) (\hat{Q}_t(x_t^*) - \hat{q}_t)\right]$ . Using the probabilistic bound for  $\hat{Q}_t(x_t^*) - \hat{q}_t$  we yield:

$$\begin{aligned} \mathbb{P}\left\{J - J^* \geq -\sum_{t=1}^T \left[2\left(1 - \frac{1}{|L_t^*|}\right) \sqrt{\frac{|L_t^*|}{\epsilon_0}}\sigma_{L_t^*}\right]\right\} &\geq 1 - \epsilon \Rightarrow \\ \mathbb{P}\left\{J - J^* \geq -\sum_{t=1}^T \left[2\left(1 - \frac{1}{D \cdot t + 1}\right) \sqrt{\frac{T(D \cdot t + 1)}{\epsilon}}\sigma_{L_t^*}\right]\right\} &\geq 1 - \epsilon, \end{aligned}$$

because  $|L_t^*| \leq Dt + 1$  and function  $f(|L_t^*|) = \left(1 - \frac{1}{|L_t^*|}\right) \sqrt{|L_t^*|}$  is increasing on  $|L_t^*|$ .

From Assumption 2 with high probability we have that  $V_q(Leaf) < \lambda^{h(t)} V_q(Root)$ , where  $h(t)$  is the height of the leaf node in the tree. Thus, for the leaf containing  $x_t^*$  we have  $\sigma_{L_t^*}^2 < \lambda^{h(t)} V_q(Root) \leq \frac{\lambda^{h(t)} \cdot T}{4}$ , where the second inequality follows from Popoviciu's inequality on variances and the fact that Q-values are in the range  $[0, T]$ . The probability of success now falls

to  $1 - 3\epsilon$ , because two additional potential causes of error are introduced. Either the condition of Assumption 1 or the condition of Assumption 2 may be violated. Each of these error events have probability less than  $\epsilon$  to occur.

Thus we obtain:

$$\begin{aligned}
& \mathbb{P} \left\{ J - J^* \geq - \sum_{t=1}^T \left[ \left( 1 - \frac{1}{Dt+1} \right) \sqrt{\frac{T(Dt+1)}{\epsilon}} \sqrt{\lambda^{h(t)} \cdot T} \right] \right\} \geq 1 - 3\epsilon \Rightarrow \\
& \mathbb{P} \left\{ J - J^* \geq - \frac{T}{\sqrt{\epsilon}} \cdot \sum_{t=1}^T \left[ \left( \sqrt{Dt+1} - \frac{1}{\sqrt{Dt+1}} \right) \sqrt{\lambda^{h(t)}} \right] \right\} \geq 1 - 3\epsilon \Rightarrow \\
& \mathbb{P} \left\{ J - J^* \geq - \frac{T}{\sqrt{\epsilon\lambda}} \cdot \sum_{t=1}^T \left[ \left( \sqrt{Dt+1} - \frac{1}{\sqrt{Dt+1}} \right) \sqrt{\lambda^{\frac{t}{M_s}}} \right] \right\} \geq 1 - 3\epsilon \Rightarrow \\
& \mathbb{P} \left\{ J - J^* \geq - \frac{T}{\sqrt{\epsilon\lambda}} \cdot \sum_{t=1}^T \left[ (Dt+1) \sqrt{\lambda^{\frac{t}{M_s}}} \right] \right\} \geq 1 - 3\epsilon \Rightarrow \\
& \mathbb{P} \left\{ J - J^* \geq \frac{T}{\sqrt{\epsilon\lambda}} \cdot \frac{\bar{\lambda}}{(1-\bar{\lambda})^2} \cdot \left( (DT+D+1)\bar{\lambda}^T - (DT+1)\bar{\lambda}^{(T+1)} + \bar{\lambda} - D - 1 \right) \right\} \geq 1 - 3\epsilon \Rightarrow \\
& \mathbb{P} \left\{ J - J^* \geq \frac{T}{\sqrt{\epsilon\lambda}} \cdot \frac{\bar{\lambda}}{(1-\bar{\lambda})^2} \cdot (\bar{\lambda}^T(DT+1)(1-\bar{\lambda}) + D(\bar{\lambda}^T - 1) + \bar{\lambda} - 1) \right\} \geq 1 - 3\epsilon \Rightarrow \\
& \mathbb{P} \left\{ J - J^* \geq \frac{T}{\sqrt{\epsilon\lambda}} \cdot \frac{\bar{\lambda}}{(1-\bar{\lambda})^2} \cdot (\bar{\lambda}^T - 1)(D+1) \right\} \geq 1 - 3\epsilon
\end{aligned}$$

In the above calculations we set  $\bar{\lambda} = \sqrt[2M_s]{\lambda}$ . The absolute error scales linearly with duration  $T$ . It is also proportional to  $D$ , the maximum number of new frontier samples in each timestep.

□

## C Harvest Rate Diagrams

The harvest rate diagrams of the three evaluated topic settings are presented in Figure 1.

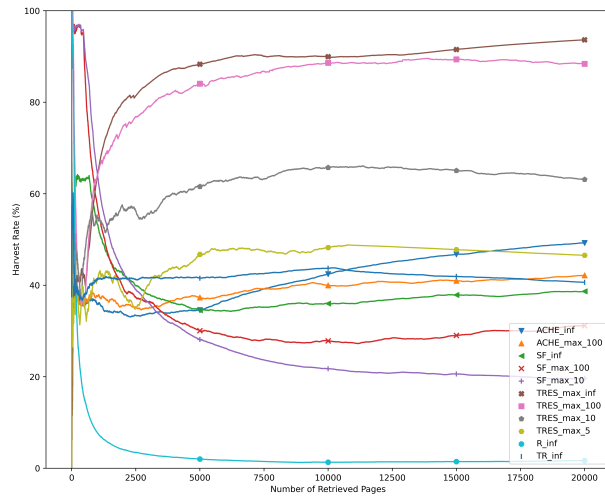
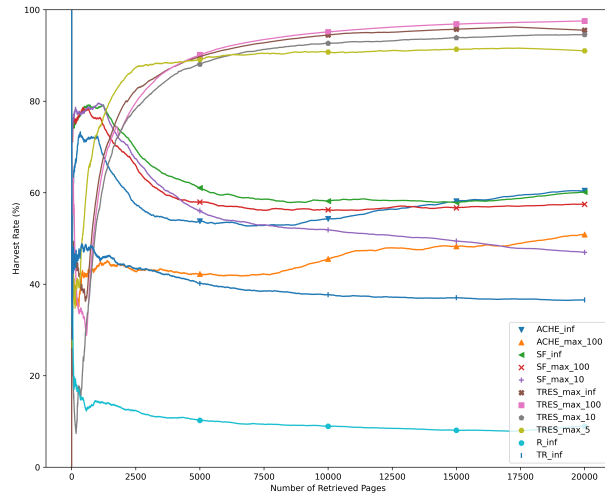
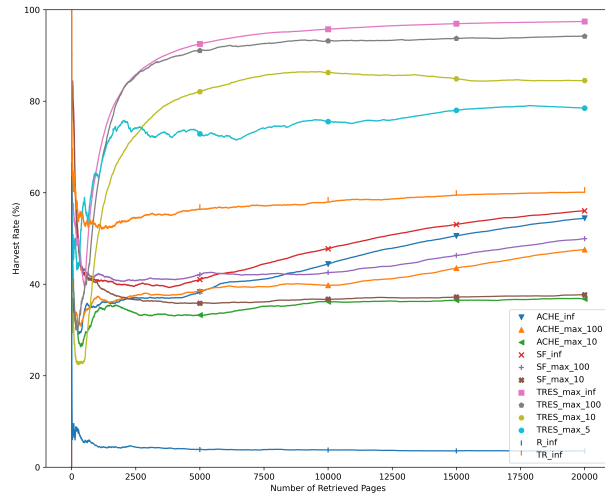


Figure 1: Harvest Rate diagrams: Sports (Up), Food (Middle) and Hardware (Down) domain