

# Multi-Instance Training for Question Answering Across Table and Linked Text

Vishwajeet Kumar<sup>\*†</sup> Saneem Chemmengarh<sup>\*†</sup> Yash Gupta<sup>\*‡</sup>  
Jaydeep Sen<sup>†</sup> Samarth Bharadwaj<sup>†</sup> Soumen Chakrabarti<sup>‡</sup>

<sup>†</sup> IBM Research <sup>‡</sup> IIT Bombay

vishk024@in.ibm.com saneem.cg@in.ibm.com yashgupta@cse.iitb.ac.in  
jaydesen@in.ibm.com samarth.b@in.ibm.com soumen.chakrabarti@gmail.com

## Abstract

Answering natural language questions using information from tables (TableQA) is of considerable recent interest. In many applications, tables occur not in isolation, but embedded in, or linked to unstructured text. Often, a question is best answered by matching its parts to either table cell contents or unstructured text spans, and extracting answers from either source. This leads to a new space of TextTableQA problems that was introduced by the HybridQA dataset. Existing adaptations of table representation to transformer-based reading comprehension (RC) architectures fail to tackle the diverse modalities of the two representations through a single system. Training such systems is further challenged by the need for distant supervision. To reduce cognitive burden, training instances usually include just the question and answer, the latter matching multiple table rows and text passages. This leads to a noisy multi-instance training regime involving not only rows of the table, but also spans of linked text. We respond to these challenges by proposing MITQA, a new TextTableQA system that explicitly models the different but closely-related probability spaces of table row selection and text span selection. Our experiments indicate the superiority of our approach compared to recent baselines. The proposed method is currently at the top of the HybridQA leaderboard with a held out test set, achieving 21% absolute improvement on both EM and F1 scores over previous published results.

## 1 Introduction

Question answering (QA) methods for various applications, aided by transformer models, have evolved rapidly in recent years. Documents with densely-packed information often contain embedded structured elements such as tables in addition to free form text. Furthermore, answering questions over such documents often require cross-referencing between tables and free text, possibly involving multiple hops of reasoning. Though existing QA datasets and benchmarks measure performance over homogeneous data sources, such as with text (Rajpurkar et al. 2016; Chen et al. 2017; Joshi et al. 2017; Dua et al. 2019) and more recently on tables (Pasupat and Liang 2015; Zhong, Xiong, and Socher 2017; Liang et al. 2017; Herzig et al. 2020; Yin et al. 2020), there is less emphasis on heterogeneous inputs. Question answering over hybrid context, with intermingling table and text, has remained relatively less studied. Here, the answer to a

particular question could be a span of text or a cell from the table. Even a relatively simple table from Wikipedia often co-references several entities, definitions or descriptions from the available text (see Figure 1).

State-of-the-art BERT-based systems are not equipped to tackle the heterogeneity of these input data sources. Most such systems linearize the table to suitably tagged token sequences (Zhong, Xiong, and Socher 2017; Liang et al. 2017; Herzig et al. 2020). Moreover, training BERT on such datasets, either via self-supervision or fine-tuning, is also limited by a maximum input sequence length of 512 tokens. A few solutions instead build graph representations of tables (Zayats, Toutanova, and Ostendorf 2021; Wang et al. 2021), but these then employ graph neural networks, and are not closely integrated with effective transformer-based solutions for linear text. Therefore, it is pragmatic to perform a selection-retrieval step to arrive at the answer serially.

We raise and answer key design questions for such a serial approach: (1) What is the unit of retrieval? (2) How to prune question-relevant contextual information for a cell? and (3) How do we train a model with the possibility of multiple correct answer spans occurring in several different table rows and linked passages?

Given the weakly supervised nature of the problem and the available datasets, current approaches suffer from two major problems (1) Multiple instance problem: There could be multiple rows containing the answer either as a table cell value or as a span of text; and (2) Multiple answer problem: candidate answers may appear as multiple token spans or as values in table cells.

In this paper, we propose a simple, yet effective two-step approach for TextTableQA. We pose the problem of QA over these hybrid input sources as a *row selection* and *answer generation* problem, with a table row as the fundamental unit of retrieval. The first step involves selecting the most relevant row from the table, based not only on the table row contents but also the contents of passages connected to the cells in that row. In the second step, we use an answer predictor module to generate answer(s) based on a joint table row and passage representation. With these pragmatic reformulations of the problem inspired by the nature of the data, our system, MITQA, achieves a new state-of-the-art performance on the HybridQA dataset and is currently the top of

<sup>\*</sup>Equal Contribution




Figure 1: Question answering over hybrid context of table and text. Correct answer in correct context is highlighted in blue and correct answer text appearing in irrelevant context is highlighted in red. The context used to arrive at the answer in the correct passage is underlined. The relevant row to be retrieved is in green and irrelevant rows are in red.

the leaderboard <sup>1</sup>.

## 2 Related Work

TableQA has gained much popularity in recent years, resulting in multiple different approaches. Early TableQA systems (Pasupat and Liang 2015; Zhong, Xiong, and Socher 2017; Liang et al. 2017) focused on semantic parsing to capture the query intent in an intermediate logical form. This general approach included fully supervised systems (Zhong, Xiong, and Socher 2017) having questions and logical form pairs as training data and also weakly supervised systems (Pasupat and Liang 2015; Krishnamurthy, Dasigi, and Gardner 2017; Dasigi et al. 2019) which take only a question and its final answer as training instances.

Further advances in TableQA systems (Herzig et al. 2020; Yin et al. 2020) have extended BERT to encode the entire table including headers, rows and columns. They aim to learn a table-embedding representation that can capture correlations between question keywords and target cells of the table. TAPAS (Herzig et al. 2020) is designed to answer a question by predicting the correct cells in the table in a truly end-to-end manner. TabERT (Yin et al. 2020) is a powerful encoder developed specifically for the TableQA task. However, it does not include linked passages in its scope for finding answers.

Very recently, TableQA systems have been studied for more practical use cases, where tables are embedded in documents that provide surrounding text. A natural language query may require information from both a table and textual context to obtain an answer. HybridQA (Chen et al. 2020) pioneered a research benchmark on table+text QA. The benchmark included open-domain tables linked with free text passages related to the entities present in the tables (e.g., Wikipedia entity definition pages). They explored questions which needed information from both tables and text to arrive at the correct answer. The authors suggested HYBRIDER, a modular approach that sequentially worked on table cells and linked passages to obtain an answer for

a natural language. However, HYBRIDER, being the first work on table+text, achieved an F1 score of 50% which is far from the possible skyline accuracy by human experts and therefore, has many scopes of improvement. We have used HYBRIDER as the baseline in our experiments.

OTT-QA Chen et al. (2021) followed up with a revised benchmark over Hybrid-QA, where the links between tables and passages were hidden. Therefore, the OTT-QA benchmark included a table and text retrieval challenge. TAT-QA (Zhu et al. 2021) is another benchmark that involves table and text for question answering. Unlike HybridQA and OTT-QA, which were open-domain, TAT-QA is specifically focused on finance and needs numerical reasoning for question answering over tabular numbers and associated text.

MultiModalQA (Talmor et al. 2021) is another question answering benchmark which introduces images as a new modality in addition to table and text for complex question answering in the open domain. ManyModalQA (Talmor et al. 2021) also proposes a new benchmark that combines table, text and image. They specifically focus on questions which are ambiguous in terms of the source modality and therefore, propose a baseline that has a dedicated network to disambiguate the target modality first, before proceeding with the remaining steps of question answering.

In summary, with the recent surge in multimodal datasets being proposed around TableQA, improved architectures for solving Text+Table QA are strongly motivated. Our significant performance lead in the popular HybridQA benchmark proves that a rethink of a unified model of text+table modalities, and a training regimen tailored to their unified representation, can reap rich benefits.

## 3 Our Approach

We propose a row-grounded question answering system capable of multi-hop reasoning over hybrid context of table and text. We follow a two step procedure with a *row retriever* to identify the correct row and an *answer extractor* which predicts the answer span from the retrieved row. We also propose to use a passage filter to pick the passages needed to answer the question. This is necessary as row retrieval and answer extractor modules can't take big passage as input.

<sup>1</sup><https://competitions.codalab.org/competitions/24420>

– Our team name is “iidrv”

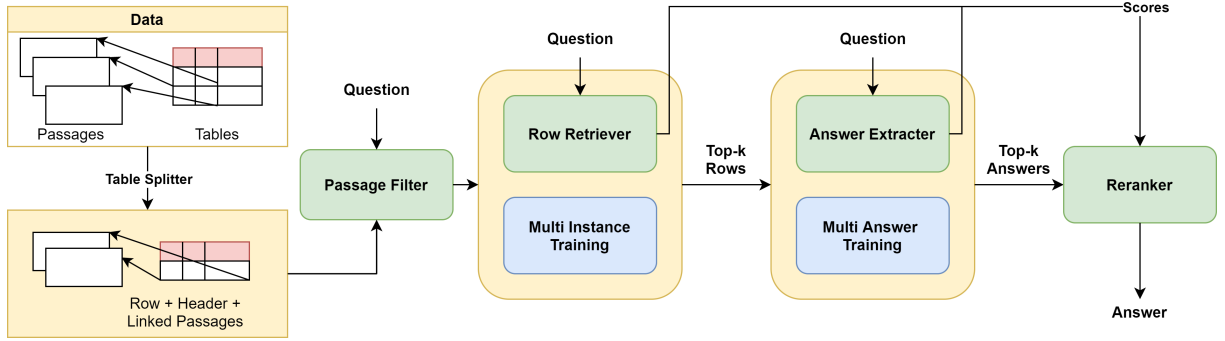


Figure 2: Architecture sketch of MITQA. Through table splitting, we have a single row as a smallest unit of operation. Given the row and the query, we filter the passages before concatenating them into a context. The row retriever outputs high confidence rows pertaining to the query, which are then fed to an answer extractor module to get an answer per question-row-context fed as input. Finally, a reranker outputs a final answer taking row retriever and answer extractor scores into account.

### 3.1 System Overview

Figure 2 presents the overall architecture of our proposed method MITQA. Given a question, the row retriever module retrieves the top-k relevant rows from the table using a multi-instance training paradigm. The answer extractor module trained using multi-answer paradigm extracts answers (which could be table cell or a span of text in the passage connected to a cell) from top-k rows retrieved by row retriever. The final re-ranker module re-ranks the answers based on a learned weighted combination of row retriever and answer extractor confidence scores. We describe the components module in the rest of this section.

### 3.2 Row Retriever (RR)

Given a question and table with cells optionally connected to passages, a row retriever’s task is to identify the correct row from which the answer can be obtained. A BERT based sequence classification model (Devlin et al. 2018) trained on a binary classification task with correct rows labelled as 1s and the rest as 0s is used as the row retriever. The question, table row, and the passages linked to the cells in the row are passed to a BERT-Large encoder in a specific format to get a the latent representation. Let us denote the question as  $q$ , the column headers of table as  $\{c_1, \dots, c_n\}$ , the values for these column for a particular row  $r$  as  $\{v_1, \dots, v_n\}$  and let the passages linked to the cells in the row be  $\{p_1, \dots, p_m\}$ . Then the input to the BERT encoder becomes

$$x = q \text{ [CLS] } c_1 \text{ is } v_1 \dots c_n \text{ is } v_n \text{ [SEP] } p_1 \dots p_m \quad (1)$$

where ‘is’ is literally the word ‘is’. The [CLS] embedding output by BERT is sent to a feed-forward neural network to make the prediction. At the inference stage, all the {question, row} pairs are passed through this sequence classification and the logits/scores for class 1 is used to identify the best row.

A row retrieval system that expects supervision in the form of gold retrieval unit (i.e., rows) exacts a high cognitive burden from annotator in preparing training instances. In the case of HybridQA, we only have final answer-text as supervision, not the relevant row/s or the span/s. Given a table

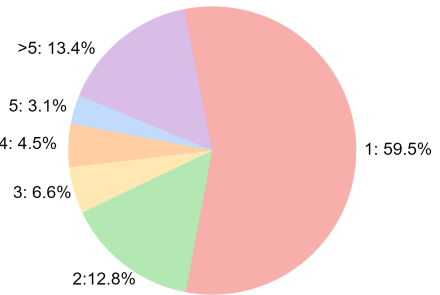


Figure 3: Distribution of number of rows containing the answer-text in the training set of HybridQA. “2: 12.8%” in the chart means that 12.8% instances of training set has exactly 2 rows with answer-text appearing in them.

with connected passages and a question, we identify potential gold rows by exact string matching answer-text on rows (cells and linked texts). We observe that there are multiple rows containing the correct answer-text.

Figure 3 shows a pie chart for the number of such potentially “positive” rows that are observed in HybridQA’s training set. One can observe that more than 40% instances in the training set have the problem of multiple rows containing the correct answer text. For some instances, the answer-text appears in as many as 19 rows!

Summarizing the discussion thus far, the basic distant supervision approach has two main limitations: a) the important relevant context from passages relevant to the question may be lost during training as BERT has a limitation that it will truncate all tokens after 512 tokens limit; and b) if all potential correct rows are labelled as 1 and used for training, it will reduce the performance of row retriever as most of them should be labelled 0.

In response to these limitations of the basic row retriever model, we propose the following novel enhancements.

a) **Passage Filter (PF)** (Sec.3.4) to rank passages most relevant to the context higher than the irrelevant passages, so that even if the BERT model truncates its input, we do

not lose out on passages most relevant to the questions.

b) **Multiple-Instance loss** to address the problem of multiple potentially correct rows. We map this problem into a multiple-instance learning setup (Dietterich, Lathrop, and Lozano-Pérez 1997; Andrews, Tsochantaridis, and Hofmann 2003), with question-row pairs as instances and potential correct rows for a question forming a bag. Formally, with question  $q$ , and table with rows  $r_i \forall i \in \{1, \dots, T\}$ , we have a subset of rows  $B \subseteq \{1, \dots, T\}$  labelled 1 (relevant) and the rest labelled 0 (irrelevant). Let  $f(\cdot)$  denote the prediction model which inputs row  $r_i$ , encoded in the form  $x_i$  (1), and let  $\ell$  be the binary classification loss computed as  $\ell(y_i, f(x_i))$ , where  $y_i$  is the gold label of instance  $x_i$ . For a given table and a question, we define row retriever loss as

$$\sum_{i \notin B} \ell(0, f(x_i)) + \min_{j \in B} \ell(1, f(x_j)). \quad (2)$$

For our experiments we keep  $\ell$  to be the standard cross-entropy loss. Apart from this new loss function we also deployed a curriculum learning (Bengio et al. 2009) type of training procedure. In the initial epochs we only use instances whose labels we are most confident about: negative rows, and questions with only one positive row. In the later epochs we increase the fraction of instances with multiple relevant rows.

### 3.3 Answer Extractor (AE)

Given a question and a row, the answer extractor aims to extract the answer in the form of a table cell or a span in the passages connected to the table cells of that row. Generally, a machine reading comprehension (RC) system requires ground truth start and end index as supervision for training, but in HybridQA, neither ground truth start and end index is available (for the case where answer is available in the passage connected to cells in the row) nor is the table cell coordinates (for the case where the answer is a table cell). Furthermore, high level supervision of whether the correct answer is a cell in the table or span in the text (passages connected to cells) is also not available which makes this a challenging task.

**Multi Answer Training (MAT)** Extractive RC models require exact answer spans along with answer text as training data. This information, however, is absent from most datasets, including HybridQA. Former methods have avoided the issue by assuming the first span as the correct span and passing it to the model. But this is often not the case. Consider the correct passage from Figure 1. The answer occurs multiple times in the context and moreover, the first answer span is not at all related to the query context. It is as good as selecting a random span within the context.

Inspired by data programming methods, we propose a multi answer training (MAT) paradigm which aims to suppress incorrect spans matching the gold answers, and aims to find correct labels for the given answer text. Essentially, we treat contexts with multiple answer-matching spans as noisy. So all instances with only a single occurrence of the correct answer are the (initially) ‘denoised’ labels  $D_s$ . Given that there is a significant fraction of these denoised labels, we

---

#### Algorithm 1: Multi Answer Training (MAT)

---

**Input:** Data  $D$ , Untrained AEs  $M, M'$

1.  $D_s \leftarrow$  Single span instances in  $D$
  2.  $D_m \leftarrow$  Multi span instances in  $D$
  3. Train model  $M$  on  $D_s$
  4.  $\widehat{D}_m \leftarrow \emptyset$
  5. **for**  $d_{mi}$  **in**  $D_m$ :
  6.  $d_{si} \leftarrow \underset{\forall s \in \widehat{D}_m}{\operatorname{argmin}} \operatorname{Loss}_M(s) \triangleright$  span having *min* loss wrt  $M$
  7.  $\widehat{D}_m \leftarrow \widehat{D}_m \cup d_{si}$
  8. **end for**  $\triangleright \widehat{D}_m$  now has the denoised labels
  9. Train model  $M'$  on  $D_s \cup \widehat{D}_m$
- 

train a model  $M$  on these labels. We then use this model  $M$  to score spans from the noisy instances in  $D_m$ . This is different from pure inference because we are in a highly constrained output space i.e. we know the answer can only be among the few choices. The best scoring span out of all should give us denoised label  $d_{si}$ . This combined with the earlier pure labels give us a much better training set on which we can train our next version of the answer extractor.

**Multi Instance Reranking (MIR)** The row selector is bound to occasionally return an incorrect row as the top scored row. To recover in such situations, we take the top-k (typically, 5) rows from the row retriever along with their relevance scores. The motivation for widening the beam comes from the fact that row selector recall jumps 8–9% from top-1 to top-5. These rows are all passed through the answer extractor which outputs its own set of scores corresponding to start logit and the end logits. Through a reranker, we aim to simulate a *joint selection* across the row retriever and answer extractor modules to select the best overall answer. We achieve this through weighted scoring of these scores and selecting the best set of weights according to the best performance on the development set. These weights can either be optimized for using grid search or even trained for using model outputs as features and evaluation scores as labels. We do a grid search over an estimated search space and optimize over the dev set scores. From table-1, we can see that the reranking leads to quite significant improvements over both the test and development sets. Algorithm 2 outlines this approach in detail.

### 3.4 Table Passage Ranker and Filter (PF)

Given a question, table, and a set of passages connected to cells in the table, table passage ranker and filter aims to rank the passages based on its relevance with the question. We use Sentence-BERT (Reimers and Gurevych 2019) to get question and passage embeddings and we perform asymmetric semantic search to rank the passages. This passage ranking plays a vital role in row retrieval as well as answer extraction. BERT models has a limitation that they cannot process sequence of length more than 512 tokens and passage ranking ensures that even if we truncate the context to fit BERT, we are unlikely to lose passages relevant to the question.

Moreover, in case the context contains multiple spans, passage ranking helps to bring the correct answer span in the

---

**Algorithm 2: Multi Instance Reranking**

---

**Input:** Dev fold  $D$ , trained row retriever  $R$ , trained answer extractor  $A$ , selectivity  $k$ , search space of combining weights  $\mathcal{W}$

```
1. for  $W \in \mathcal{W}$ :
2.    $\hat{D} \leftarrow \emptyset$ 
3.   for  $d_i$  in  $D$ :
4.      $D_i = \{d_{i1}, \dots, d_{ik}\} \leftarrow$  Top- $k$  rows given by  $R(d_i)$ 
5.     for  $d_{ij}$  in  $D_i$ :
6.        $s_{RR} \leftarrow$  row retrieval score from  $R(d_{ij})$ 
7.        $(st_{AE}, en_{AE}) \leftarrow$  start and end logits from  $A(d_{ij})$ 
8.        $S_{ij} \leftarrow [s_{RR} \ st_{AE} \ en_{AE}]^\top$ 
9.        $rs_{ij} \leftarrow W^\top S_{ij}$ 
10.    end for
11.     $l \leftarrow \arg\max_j rs_{ij}$ 
12.     $\hat{D} \leftarrow \hat{D} \cup \{d_{il}\}$ 
13.  end for
14.   $score_W \leftarrow$  evaluate model  $A$  on  $\hat{D}$ 
15. end for
16. Select/train  $W$  to maximise  $score_W$ 
```

---

front, thus avoiding possible noisy labels. This is particularly important, because the basic model of answer extractor without multi answer training (MAT), backpropagates through the first span in the passage matching with the gold answer.

### 3.5 Generating training data for row retriever

We use weak supervision signals from the final answer text. We label rows containing the answer directly as a table cell value or indirectly as a span of text in passage connected to the table cell as a positive row. This results into an additional challenge of handling multiple correct instances as the answer could be present in a spurious row as well.

We use row-retrieval accuracy to evaluate the performance of row retriever. Row retrieval accuracy is defined as the ratio of the number of instances containing the answer in the retrieved row divided by the total number of instances. We use exact match and F1 score to evaluate the predictions using final answer extractor.

### 3.6 Generating training data for answer extractor

For training, we concatenate the row and all the passages into a single context for the RC module. Here we introduce two novel training paradigms. Firstly, to tackle the multimodality between the row and plain text, we concatenate row contents as `<header> is <cell content>`. This bypasses the need for very heavy pretraining on additional special tokens as column and row delimiters. Secondly, all linked concatenated passages exceeds the input length limit for most models. This may lead to missed answer if the ‘true’ passage gets truncated away. Therefore, rather than following the order of hyperlinks, we rank the passages in order of relevance before concatenation to minimise the chances of recall loss. For passage ranking, we compare cosine similarities between question embeddings and passage embeddings output by a `msmarco-distilbert-base-tas-b` (Reimers and Gurevych 2019) model.

## 3.7 Retriever Feedback

We employ two different strategies for answer extractor training. A vanilla approach involves training on all rows whose content contain the gold answers. This can be multiple rows for a single question as outlined in the multiple instance issue. Alternatively, we can make use of retriever feedback during its training. We use training scores of train data to choose only a single row per question. This constitutes our data for training the answer extractor.

## 4 Experiments

### 4.1 Data

We evaluate our proposed approach on HybridQA (Chen et al. 2020) dataset. HybridQA is a large scale open-domain question answering dataset that require reasoning over hybrid context of table and text. This dataset contains 62,682 instances in train set, 3466 instances in dev set and 3463 instances in test set. For the test set ground truth answers are not available. The authors employ Amazon Mechanical Turk crowd-workers to generate questions based on carefully crawled wikipedia tables with cells linked to wikipedia pages. We split tables into rows with column headers attached. This enables us to pose the QA problem as row retrieval and answer extraction from the retrieved row.

**Multiple Rows** containing the answer text pose a major challenge for question answering on HybridQA dataset. As depicted in Figure 3,  $\approx 40\%$  instances have more than one row in the table with exact answer text. This makes retrieving the most relevant row really difficult.

**Multiple Answer Spans** pose additional challenges. Further analysis revealed that  $\approx 34.5\%$  instances in the training set have the multiple answer spans problem.

### 4.2 Baselines

**HYBRIDER** We compare our model’s performance with the standard HYBRIDER (Chen et al. 2020) baseline. HYBRIDER uses a two phase process of linking and reasoning to answer questions over heterogeneous context of table and text. This approach attempts to use cell as a unit for linking, hopping and answer prediction.

**Other baselines** can be found on the HybridQA challenge leaderboard.<sup>2</sup> There are no linked papers to the submissions as yet. We compare our model’s performance on test split with all of them.

### 4.3 Our Models

We describe our models and elementary components in detail below.

**RATQA:** Row retrieval Augmented Table-text Question Answering (RATQA) is the basic model which includes a BERT-Large (Devlin et al. 2018) based row retriever trained on standard cross-entropy loss and BERT-Large based answer extractor which utilizes row retrieval scores to select the most relevant row during training. During inference, we get the top scored row from the retriever and get the final answer with the help of the answer extractor.

<sup>2</sup><https://competitions.codalab.org/competitions/24420>

|                                     | Table       |             |             |             | Passage     |             |             |             | Total       |             |             |             |
|-------------------------------------|-------------|-------------|-------------|-------------|-------------|-------------|-------------|-------------|-------------|-------------|-------------|-------------|
|                                     | Dev         |             | Test        |             | Dev         |             | Test        |             | Dev         |             | Test        |             |
|                                     | EM          | F1          | EM          | F1          | EM          | F1          | EM          | F1          | EM          | F1          | EM          | F1          |
| HYBRIDER <sup>†</sup>               | 54.3        | 61.4        | 56.2        | 63.3        | 39.1        | 45.7        | 37.5        | 44.4        | 44.0        | 50.7        | 43.8        | 50.6        |
| <b>Our Models</b>                   |             |             |             |             |             |             |             |             |             |             |             |             |
| RATQA (w/o Retriever Feedback)      | 42.4        | 49.4        | 56.5        | 63.8        | 60.1        | 68.8        | 54.7        | 63.7        | 51.6        | 59.5        | 54.0        | 62.1        |
| RATQA                               | 46.1        | 52.0        | 59.9        | 65.8        | 60.9        | 70.1        | 58.0        | 66.6        | 53.5        | 61.2        | 57.3        | 64.6        |
| RATQA + MAT                         | 45.9        | 52.0        | 60.6        | 66.5        | 61.4        | 70.6        | 57.2        | 66.2        | 53.8        | 61.5        | 57.1        | 64.6        |
| RATQA + MIR                         | 55.7        | 60.5        | 62.4        | 68.0        | 63.5        | 72.7        | <u>59.4</u> | 67.8        | 58.8        | 66.0        | 59.1        | 66.2        |
| RATQA + MIR + MAT                   | <u>56.1</u> | <u>62.4</u> | <u>63.4</u> | <u>69.6</u> | <u>63.6</u> | <u>73.0</u> | 59.1        | <u>68.4</u> | <u>58.9</u> | <u>67.0</u> | <u>59.3</u> | <u>67.1</u> |
| RATQA + PF (w/o Retriever Feedback) | 62.8        | 69.6        | 61.4        | 69.1        | 61.1        | 69.9        | 56.7        | 65.9        | 60.2        | 68.0        | 57.1        | 65.5        |
| RATQA + PF                          | 68.1        | 72.8        | 66.6        | 71.7        | 62.5        | 71.8        | 60.0        | 68.5        | 63.0        | 70.3        | 61.0        | 68.0        |
| RATQA + PF + MAT                    | 67.8        | 73.0        | 67.5        | <u>72.9</u> | 64.5        | 73.4        | 61.4        | 70.0        | 64.1        | 71.3        | 62.2        | 69.3        |
| RATQA + PF + MIR                    | <u>68.8</u> | <u>73.2</u> | 67.3        | 72.0        | 63.5        | 73.0        | 62.2        | 71.2        | 63.9        | 71.1        | 62.6        | 69.7        |
| RATQA + PF + MIR + MAT              | 68.2        | 73.0        | <u>67.8</u> | <u>72.9</u> | <u>65.4</u> | <u>74.2</u> | <u>63.2</u> | <u>72.0</u> | <u>64.8</u> | <u>71.9</u> | <u>63.4</u> | <u>70.6</u> |
| MITQA (w/o Retriever Feedback)      | 63.5        | 70.0        | 62.9        | 70.8        | 61.5        | 70.4        | 57.4        | 66.8        | 60.7        | 68.4        | 58.1        | 66.6        |
| MITQA                               | 69.8        | 74.6        | 68.5        | 74.1        | 64.1        | 72.9        | 62.8        | 71.5        | 64.7        | 71.7        | 63.4        | 70.7        |
| MITQA + MAT                         | 67.8        | 72.9        | <b>69.5</b> | <b>75.4</b> | 65.6        | 74.4        | 62.3        | 70.9        | 64.8        | 71.9        | 63.5        | 70.8        |
| MITQA + MIR                         | <b>70.3</b> | <b>74.9</b> | 67.9        | 73.5        | 64.9        | 74.0        | <b>64.7</b> | <b>73.7</b> | 65.3        | 72.4        | <b>64.3</b> | 71.7        |
| MITQA + MIR + MAT                   | 68.1        | 73.3        | 68.5        | 74.4        | <b>66.7</b> | <b>75.6</b> | 64.3        | 73.3        | <b>65.5</b> | <b>72.7</b> | <b>64.3</b> | <b>71.9</b> |

Table 1: End-to-end answer evaluation results on dev and test folds of HybridQA.

The best numbers in the group are underlined and the best numbers overall are in bold. <sup>†</sup>Results quoted from Chen et al. (2020).

**Retriever Feedback:** We use a pre-trained row retriever to score rows in the train set. This score is used to select the most relevant row while constructing the training data for answer extractor (as described in Section 3.7). In settings without retriever feedback, we create separate instances for all the rows where gold answer text appears.

**MAT:** Multi Answer Training (MAT) follows Algorithm 1 to deal with multiple gold answer spans. In settings where MAT is not used, we choose the first answer span in the text.

**MIR:** Multi Instance Re-ranking (MIR) uses Algorithm 2. We select top-5 rows based on row relevance score given by the row retriever and extract answers for a particular question from all five rows. Finally, we rank the answers based on row relevance score and answer extractor confidence. In the setting without MIR, we only select the top scoring row and use it to get the final answer.

**PF:** Passage Filtering (PF) uses passages ranked based on semantic similarity between the question and the passage. Passage filtering module is described in detail in Section 3.4. In the setting without PF, we just concatenate passages connected to cells in cell order (from left to right) while constructing the context.

**MITQA:** Multi-Instance Training for table-text Question Answering (MITQA) includes a BERT-Large based row retriever trained on a novel multi-instance loss function (explained in Section 3.2) and BERT-Large based answer extractor which utilizes row retrieval scores to select the most relevant row during training. We preprocess the context using passage filtering (PF) mechanism described in the previous paragraph. During inference, we get the top scored row from the retriever and get the final answer with the help of the answer extractor.

| Setting    | Row Retrieval Accuracy (%) |
|------------|----------------------------|
| RATQA      | 81.39                      |
| RATQA + PF | 84.30                      |
| MITQA      | 86.38                      |

Table 2: Row selector performance (dev fold).

We study performance on various combination of models and components. We performed ablation experiments using different combinations of our proposed components: Retriever Feedback, MAT, MIR, PF on both RATQA and MITQA.

#### 4.4 Results and Analysis

In this section, we look at the model performance on various settings and we aim to seek answers to the following set of research questions. **RQ1:** Does identifying correct row first help in accurate question answering over hybrid context of table and text? **RQ2:** How to use weak supervision on rows where multiple rows or their linked passages can contain the target answer? Does multi-instance based training strategy work? **RQ3:** How to use weak supervision on passages when a passage can have multiple spans containing the target answer? Does multi-answer based training strategy work? **RQ4:** Does the multi-instance re-ranker use row retrieval score and answer extractor score efficiently to improve the rank of correct answer? **RQ5:** Does passage filtering help in improving the row retrieval performance? **RQ6:** Apart from the reduced size of training data, are there any performance gains derived from retriever feedback?

**Row Selector Performance** In Table 2, we present row retrieval accuracy of our models on the dev split of HybridQA dataset. We observe that passage filtering improves the row



**Question:** What did the author of The Adventures of Sajo and her Beaver People pretend to be ?

**Answer:** indigenous

**Context:** The Adventures of Sajo and her Beaver People is a 1935 children's adventure novel, written and illustrated by Canadian author Grey Owl. ... In Canada, the First Nations (French: Premières Nations) are the predominant **indigenous(11.02)** peoples in Canada south of the Arctic Circle. ... North American **indigenous(11.22)** peoples have cultures spanning thousands of years. ... Archibald Stansfeld Belaney (September 18, 1888 - April 13, 1938), commonly known as Grey Owl, was a British-born conservationist, fur trapper, and writer who pretended to be a First Nations person. While he achieved fame as a conservationist during his life, after his death the revelation that he was not indigenous(0.63), along with other autobiographical fabrications, negatively affected his reputation. ...

Figure 4: Benefits from MAT. The model loss is shown in brackets along with the instances. It is clear that the correct instance (in blue) rightly gets the lowest loss while the ones which are irrelevant (in red) have higher losses. Relevant context to answer the question is underlined.

retrieval accuracy by  $\approx 3\%$  (RQ5). Changing standard cross entropy loss to multi instance loss (explained in Section 3.2) further boosts the row retriever accuracy by  $\approx 2\%$ . (RQ2)

**Overall QA Performance** In Table 1, we compare the performance of the proposed models on the dev and test sets of HybridQA dataset. We evaluate the performance in terms of exact match and F1 scores between predicted answer and ground truth answer. Table 1 shows some key takeaways as follows:

- Our strategy to retrieve correct rows first works better than HYBRIDER, producing  $\approx 12\%$  F1 score improvement even without any other enhancements and without retriever feedback. This shows that identifying the correct/best rows is of utmost importance and brings huge benefits. (RQ1)
- Passage filtering indeed helps prune irrelevant passages before using BERT based models for the row retriever and answer extractor. The effect of passage filtering can be seen in the higher F1 scores of RATQA + PF models as compared to RATQA alone. (RQ5)
- The results in Table 1 also give evidence that multi instance training helps the RR increase overall F1 score beyond passage ranking alone. (RQ2)
- The results also confirm that, in all the variations of our models including passage ranking and multi instance training, retriever feedback acts as a positive influence for answer extractor, always yielding better F1 scores than models without retrieval feedback. This translates to better answer extractor performance on much less data. With retriever feedback, the model is only trained on the best row, while without retriever feedback, thrice as much training data is available, but it is more noisy. This demonstrates the superiority of our row retriever in enhancing answer extractor performance. (RQ6)
- Multi Answer Training (Algorithm 1) usually boosts performance by 0.5-1%. This demonstrates the effectiveness of training on denoised data. Figure 4 demonstrated one such instance of this denoising. (RQ3)

- Our strategy for multi answer training (MAT) and multi instance re-ranker (MIR) improves the F1 score as compared to model variations not applying these strategies. In fact, these strategies can be all combined together and as seen in Table 1, model variations with MIR+MAT produce the best results. (RQ3, RQ4)

- We observe that **MITQA+MIR+MAT**, which incorporates passage re-ranking, multi answer training and multi-instance re-ranking achieves the best performance on dev as well as test set in terms of both EM and F1. The final best model achieves  $\approx 21\%$  absolute improvement over HYBRIDER in both EM and F1 on the test splits. At the time of writing, our system also has a  $\approx 7\%$  lead in both EM and F1 over the next best submission on the public leaderboard.

**Passage Filtering Performance** We find that average number of tokens in the context for the dev set is 585, with 49% examples exceeding BERT’s maximum token count of 512 (thus needing truncation). We see that, if we follow our passage ranking and filtering strategy before truncation, the answer is retained in the truncated context in around  $\approx 1-2\%$  more dev set examples. Interestingly, the observed performance gain for our answer extractor is slightly larger than this. This can be attributed to the fact that with passage ranking, the correct span more often appears as the first one and gets correctly chosen during back-propagation training for answer extraction.

## 5 Conclusion and Future Work

Question answering over tables and text requires reasoning over table cells and linked passage contents. Weak supervision in table+text setup poses a unique research challenge because the target answer might be mentioned in multiple row cells and/or as multiple spans in linked passages. In this work, we propose a novel training strategy that works with multiple instance (i.e., rows) and multiple answers (i.e., spans in passages) based weak supervision. We design a novel QA pipeline that uses multiple instance and multiple answer based training to identify correct rows first and then use the row cells for relevant passage lookup. We also propose efficient strategies for filtering linked passages to retain the most relevant ones for the question, and a novel re-ranker to rank the answers obtained from different rows and their respective linked passages. We have empirically validated the end-to-end QA model on the recent HybridQA benchmark, with 21% improvement in F1 score. We have also tried different combinations of our proposed strategies to substantiate the benefit from each of them separately. In future, we would like to explore two directions: (1) handling the retrieval challenge where table cell-to-passage links are not given, and (2) address more complex table structures with structural hierarchies and/or numeric reasoning.

## References

- Andrews, S.; Tsochantaridis, I.; and Hofmann, T. 2003. Support vector machines for multiple-instance learning. *Advances in neural information processing systems*, 577–584.
- Bengio, Y.; Louradour, J.; Collobert, R.; and Weston, J.

2009. Curriculum learning. In *Proceedings of the 26th annual international conference on machine learning*, 41–48.
- Chen, D.; Fisch, A.; Weston, J.; and Bordes, A. 2017. Reading Wikipedia to Answer Open-Domain Questions. *CoRR*, abs/1704.00051.
- Chen, W.; Chang, M.-W.; Schlinger, E.; Wang, W.; and Cohen, W. W. 2021. Open Question Answering over Tables and Text. arXiv:2010.10439.
- Chen, W.; Zha, H.; Chen, Z.; Xiong, W.; Wang, H.; and Wang, W. 2020. HybridQA: A Dataset of Multi-Hop Question Answering over Tabular and Textual Data. *Findings of EMNLP 2020*.
- Dasigi, P.; Gardner, M.; Murty, S.; Zettlemoyer, L.; and Hovy, E. 2019. Iterative Search for Weakly Supervised Semantic Parsing. In *Proceedings of the 2019 Conference of the North American Chapter of the Association for Computational Linguistics: Human Language Technologies, Volume 1 (Long and Short Papers)*, 2669–2680. Minneapolis, Minnesota: Association for Computational Linguistics.
- Devlin, J.; Chang, M.-W.; Lee, K.; and Toutanova, K. 2018. Bert: Pre-training of deep bidirectional transformers for language understanding. *arXiv preprint arXiv:1810.04805*.
- Dietterich, T. G.; Lathrop, R. H.; and Lozano-Pérez, T. 1997. Solving the multiple instance problem with axis-parallel rectangles. *Artificial intelligence*, 89(1-2): 31–71.
- Dua, D.; Wang, Y.; Dasigi, P.; Stanovsky, G.; Singh, S.; and Gardner, M. 2019. DROP: A Reading Comprehension Benchmark Requiring Discrete Reasoning Over Paragraphs. *CoRR*, abs/1903.00161.
- Herzig, J.; Nowak, P. K.; Müller, T.; Piccinno, F.; and Eisen-schlos, J. M. 2020. TAPAS: Weakly Supervised Table Parsing via Pre-training. arXiv:2004.02349.
- Joshi, M.; Choi, E.; Weld, D. S.; and Zettlemoyer, L. 2017. TriviaQA: A Large Scale Distantly Supervised Challenge Dataset for Reading Comprehension. *CoRR*, abs/1705.03551.
- Krishnamurthy, J.; Dasigi, P.; and Gardner, M. 2017. Neural Semantic Parsing with Type Constraints for Semi-Structured Tables. In *Proceedings of the 2017 Conference on Empirical Methods in Natural Language Processing*, 1516–1526. Copenhagen, Denmark: Association for Computational Linguistics.
- Liang, C.; Berant, J.; Le, Q.; Forbus, K.; and Lao, N. 2017. Neural Symbolic Machines: Learning Semantic Parsers on Freebase with Weak Supervision. In *Proceedings of the 55th Annual Meeting of the Association for Computational Linguistics (Volume 1: Long Papers)*, 23–33.
- Pasupat, P.; and Liang, P. 2015. Compositional Semantic Parsing on Semi-Structured Tables. arXiv:1508.00305.
- Rajpurkar, P.; Zhang, J.; Lopyrev, K.; and Liang, P. 2016. SQuAD: 100, 000+ Questions for Machine Comprehension of Text. *CoRR*, abs/1606.05250.
- Reimers, N.; and Gurevych, I. 2019. Sentence-BERT: Sentence Embeddings using Siamese BERT-Networks. In *Proceedings of the 2019 Conference on Empirical Methods in Natural Language Processing*. Association for Computational Linguistics.
- Talmor, A.; Yoran, O.; Catav, A.; Lahav, D.; Wang, Y.; Asai, A.; Ilharco, G.; Hajishirzi, H.; and Berant, J. 2021. Multi-ModalQA: Complex Question Answering over Text, Tables and Images. arXiv:2104.06039.
- Wang, F.; Sun, K.; Chen, M.; Pujara, J.; and Szekely, P. A. 2021. Retrieving Complex Tables with Multi-Granular Graph Representation Learning. *CoRR*, abs/2105.01736.
- Yin, P.; Neubig, G.; tau Yih, W.; and Riedel, S. 2020. TaBERT: Pretraining for Joint Understanding of Textual and Tabular Data. arXiv:2005.08314.
- Zayats, V.; Toutanova, K.; and Ostendorf, M. 2021. Representations for Question Answering from Documents with Tables and Text. *CoRR*, abs/2101.10573.
- Zhong, V.; Xiong, C.; and Socher, R. 2017. Seq2SQL: Generating Structured Queries from Natural Language using Reinforcement Learning. arXiv:1709.00103.
- Zhu, F.; Lei, W.; Huang, Y.; Wang, C.; Zhang, S.; Lv, J.; Feng, F.; and Chua, T.-S. 2021. TAT-QA: A Question Answering Benchmark on a Hybrid of Tabular and Textual Content in Finance. arXiv:2105.07624.



# Multi-Instance Training for Question Answering Across Table and Linked Text (Appendix)

## A Benefits of Passage Filtering

In Figure 5, we show an example that demonstrates the effectiveness of passage filtering and ranking. We can see the passage having maximum overlap with question have been ranked highest.

**Question:** How many *Primera División* titles has the team that plays in the biggest arena won ?  
**Answer:** 32

|   |   |
|---|---|
| Estadio General Pablo Rojas ( locally known as La Olla ) is a football stadium<br>...   | ... Founded in 1912 , Cerro has won <b>32</b> <i>Primera División</i> titles and is one of the most popular football clubs in Paraguay<br>...                 |
| ... From Asunción the colonial expeditions departed to found other cities , including the second foundation of Buenos Aires and other important cities<br>... | ...From Asunción, the colonial expeditions departed to found other cities , including the second foundation of Buenos Aires and other important cities<br>... |
| ... Founded in 1912 , Cerro has won <b>32</b> <i>Primera División</i> titles and is one of the most popular football clubs in Paraguay<br>...                 | Estadio General Pablo Rojas ( locally known as La Olla ) is a football stadium<br>...   |

Original Context                      Reranked Context

Figure 5: The benefit of passage filtering. The gold answer is highlighted in blue. In the unranked setting (left), the answer span occurs in the last passage and is truncated out. Passage filtering corrects the situation by correctly ranking it as the top passage (right) using the context (underlined)

## B Benefits of Multi Answer Training (MAT)

We present examples illustrating effectiveness of multi-answer training in Figure 6 and Figure 7.

## C Anecdotes of Gains

### C.1 Answer in Table Cell

We have already shown examples of gains when answers are extracted from linked text passages. We present in Figure 8 an example where MITQA is able to predict the answer correctly even when the correct answer is in a table cell and not a span in the passages.

### C.2 HYBRIDER vs MITQA

Figure 9 depicts an example instance where MITQA is able to predict the correct answer to the question, whereas HYBRIDER fails to predict the answer correctly. MITQA predicts ‘*Veor*’, which is the correct answer whereas, HYBRIDER predicts ‘*Lanner*’ which is incorrect. One possible reason could be that HYBRIDER got confused by the presence of the word ‘*Cornwall*’ in the first row.

### C.3 Multi Instance Re-ranking (MIR)

Figure 11 depicts an instance where MIR is able to rectify the error made by MITQA. The incorrect answer also ap-

|  |
|--|
| <b>Question:</b> What was the mascot of the college of Ryan Quigley ?  |
| <b>Answer:</b> Eagles  |
| <b>Context:</b> Original NFL team is Chicago Bears . Player is Ryan Quigley . Pos is P . College is Boston College . Conf is ACC . Ryan Andrew Quigley ( born January 26 , 1990 ) is an American football punter who is currently a free agent . He was signed by the Chicago Bears after going undrafted in the 2012 NFL Draft . He played college football at Boston College . He has played for the New York Jets , Philadelphia <b>Eagles(7.73)</b> , Jacksonville Jaguars , Arizona Cardinals and Minnesota Vikings . The 2011 Boston College <b>Eagles(0.03)</b> football team represented Boston College in the 2011 NCAA Division I FBS football season . The <b>Eagles(6.27)</b> were led by third year head coach Frank Spaziani and played their home games at Alumni Stadium . ... |

Figure 6: Benefits from MAT. The model loss is shown in brackets along with the spans. It is clear that the correct mention (in blue) rightly gets the lowest loss while the ones which are irrelevant (in red) have higher losses. Contexts that can potentially help answer the question are underlined. The first ‘Eagles’ in entirely irrelevant as it refers to a different team. The second one is the best answer by far. The third occurrence refers to the correct team, but lacks as good a context as the second (for model learning).

|   |
|---|
| <b>Question:</b> What is the county seat of the county that is home to its state 's only publicly accessible air-filled caves ?   |
| <b>Answer:</b> Marianna   |
| <b>Context:</b> Name is Florida Caverns Natural Area . Date is December 1976 . Location is 30°48'50"N 85°13'59"W / 30.81389°N 85.23306°W / 30.81389 ; -85.23306 ( Florida Caverns Natural Area ) . County is Jackson . Ownership is State . Description is Eponymous state park protects Florida 's only publicly accessible cave . Winter home of the endangered Indiana bat . Florida Caverns State Park is a state park of Florida in the United States , part of the Florida State Parks system . It is located in the Florida Panhandle near <b>Marianna(7.036)</b> . It is the <u>only Florida state park with air-filled caves</u> accessible to the public . The limestone caves in the park have stalagmites , stalactites and flowstones formed by the erosion of bedrock . ... The park opened in 1942 . Jackson County is a county located in the U.S. state of Florida , on its northwestern border with Alabama . As of the 2010 census , the population was 49,746 . <u>Its county seat is Marianna(0.003)</u> ... |

Figure 7: Benefits from MAT. The model loss is shown in brackets along with the spans. It is clear that the correct instance (in blue) rightly gets the lowest loss while the ones which are irrelevant (in red) have higher losses. Relevant context to answer the question is underlined. The first ‘Marianna’ in entirely irrelevant as it refers to a different context. The second one is the best answer which is made very clear by its sentence itself.

peared in a context very similar to the context of correct answer but Multi-Instance re-ranker is able to rank the correct answer higher than the incorrect answer. Also, in Figure 10, MIR ranks the correct answer higher even though both the

**Question:** What is the rank of the company whose performance in 2012 made it the company with the world's 12th-largest revenue ( turnover )?

**Answer:** 9

| <p>BP plc ( formerly The British Petroleum Company plc and BP Amoco plc ) is a multinational oil and gas company headquartered in London , England . It is one of the world 's seven oil and gas supermajors , whose <u>performance in 2012</u> made it the world 's sixth-largest oil and gas company , the sixth-largest energy company by market capitalization and the company with the <u>world's 12th-largest revenue</u> (turnover) .</p> | List_of_corporations_by_market_capitalization_2 |                   |                |
|--|---|-------------------|----------------|
|  | Rank  | Name              | Headquarters   |
|  | 8   | Intel Corporation | United States  |
|  | <b>9</b>  | BP                | United Kingdom |
|  | 10  | HSBC              | United Kingdom |
|  | ...   | ...               | ...            |

|  |
|--|
| <p>HSBC Holdings plc is an English multinational investment bank and financial services holding company . It was the 7th largest bank in the world by 2018 , and the largest in Europe , with total assets of US \$ 2.558 trillion ( as of December 2018 [ update ] ) ....</p> |
|--|

Figure 8: MITQA is able to extract answer even if the answer is only present in the table as a cell value. The correct answer is highlighted in blue. Despite having other numbers in the table and phrases mentioning ranks like ‘7th largest bank’, ‘sixth-largest oil and gas company’, ‘sixth-largest energy company’ etc. in the passage MITQA was able to predict the correct answer from the table.

**Question:** Which team of the Cornwall League 1 comes from a town that is known for its tin mining?

**Answer:** Veor

| <p>Veor Rugby Football Club is a Cornish and English rugby union football club based in Camborne , Cornwall . ... They currently play in Cornwall/Devon - a league at level 8 of the English rugby union system - following their promotion as champions of <u>Cornwall 1</u> at the end of the 2018-19 season .</p> | Cornwall_League_1_4 |             |              |
|--|---------------------|-------------|--------------|
|  | Team                | Ground      | Town/Village |
|  | Lanner              | -           | Lanner       |
|  | <b>Veor</b>         | Wheal Gerry | Camborne     |
|  | St Agnes            | Enys Parc   | St Agnes     |
|  | ...                 | ...         | ...          |

|   |
|---|
| <p>Lanner ( Cornish : Lannergh ) is a village and civil parish in west Cornwall , England , ...The village has a primary school , Lanner School .</p> |
|---|

|   |
|---|
| <p>Camborne ( Cornish : Kammbroonn ) is a town in Cornwall , England . ... Camborne was formerly one of the <u>richest tin mining</u> areas in the world and home to the Camborne School of Mines .</p> |
|---|

Figure 9: The benefit of MITQA over HYBRIDER. The correct answer is highlighted in blue and the incorrect one is in red. MITQA was able to predict the correct answer whereas, HYBRIDER failed to predict.

**Question:** The driver who finished in position 4 in the 2004 United States Grand Prix was of what nationality ?

**Answer:** British

| 2004_United_States_Grand_Prix_0 |     |                    |
|---------------------------------|-----|--------------------|
| Pos                             | No  | Driver             |
| <b>4</b>                        | 9   | Jenson Button      |
| 6                               | 4   | Ralf Schumacher    |
| 11                              | 16  | Cristiano da Matta |
| ...                             | ... | ...                |

|   |
|---|
| <p>Jenson Alexander Lyons Button MBE ( born 19 January 1980 ) is a <b>British</b> racing driver and former Formula One driver .</p> |
|---|

|  |
|--|
| <p>Ralf Schumacher ( born 30 June 1975 ) is a <b>German</b> former racing driver . He is the younger brother of seven-time Formula One World Champion Michael Schumacher ...</p> |
|--|

|  |
|--|
| <p>Cristiano Monteiro da Matta ( born 19 September 1973 ) is a <b>Brazilian</b> former professional racing driver . He won the CART Championship in 2002 , ... .</p> |
|--|

Figure 10: The benefits of MITQA and MITQA+MIR. The correct answer is highlighted in blue and the incorrect ones are highlighted in red. ‘British’ is the answer predicted by MITQA (and MITQA+MIR). ‘German’ is the second ranked answer by MITQA+MIR. Notice that the row containing ‘German’ also has value ‘4’ for the column ‘No’. HYBRIDER predicts ‘Brazilian’ as the answer, which is incorrect.

answers seems plausible answers.

**Question:** What now retired Peruvian football player was able to play in a team's new 80,000-capacity stadium, for 11 years before being transferred ?

**Answer:** Piero Alva

|   |                                |                |                           |                |          |
|---|--------------------------------|----------------|---------------------------|----------------|----------|
| Renzo Revoredo Zuazo ( born 11 May 1986 in Lima ) is a Peruvian footballer who plays for Sporting Cristal and the Peru national football team . | 2011_Sporting_Cristal_season_0 |                |                           |                |          |
|   | #                              | Player         | Stadium                   | Date           | Type     |
| Piero Alva ( born 14 February 1979 in Lima ) is a Peruvian international football striker . He currently Retired .                              | 13                             | Renzo Revoredo | Universitario de Deportes | 15 June 2011   | Transfer |
|   | 23                             | Piero Alva     | Universitario de Deportes | 10 August 2011 | Transfer |
|   | 19                             | Jose Shoro     | Alianza Unicachi          | 25 August 2011 | Transfer |
|   | ...                            | ...            | ...                       |                |          |

Club Universitario de Deportes , also popularly known as Universitario and La U , is a Peruvian football club located in Lima . In 2000 , they opened the 80,000-capacity stadium Estadio Monumental , currently the largest stadium in Peru and South America , División in 1928 . It also has rivalries with Sporting Cristal , Deportivo Municipal ,

Figure 11: The benefit of Multi-Instance Reranking. The correct answer is highlighted in blue and the incorrect answer is highlighted in red. Both ‘Piero Alva’ and ‘Renzo Revoredo’ played for 11 years in the same stadium (‘Universitario de Deportes’). But only ‘Piero Alva’ (answer after reranking) has retired while ‘Renzo Revoredo’ (answer before reranking) has not. Thus, the MIR is helping in ranking the correct answers higher than the incorrect ones in the similar context and confusing scenarios.

## D Implementation details

We have implemented all our models using Pytorch<sup>3</sup> framework based on Huggingface’s transformers<sup>4</sup> library. We train our models using two NVIDIA A100 GPUs. We train the row retriever and answer extractor for 5 epochs and select the best model based on model’s performance on the dev set. We optimize the model parameters using AdamW algorithm with a learning rate of  $5 \times 10^{-5}$ . We set the train batch size to 24 while training row retriever on two A100 gpus. We set per-GPU train batch size to 16 while training the answer extractor.

## E More Statistics About HybridQA Data

Out of total 62682 instances in the train set, 61684 (98.4%) instances have answer in either table or text. 998 questions does not have answer directly available in table or text. Out of 991801 question-answer pairs in the train set, 180333 were labelled 1 (relevant) as answer-text was present in the row. In principle, only one row should be the correct row per question (that is 62K+ positives), which implies that training the row-retriever without multi-instance consideration uses over 117K wrongly labelled instances.

## F Top-k Row Retrieval Accuracy

| Setting (MITQA) | Row Retrieval Accuracy (%) |
|-----------------|----------------------------|
| TOP-1           | 86.39                      |
| TOP-2           | 90.96                      |
| TOP-5           | <b>94.63</b>               |

Table 3: Performance (dev fold) with MITQA Row Retriever

## G Approximating an Oracle

We try to gauge a skyline performance for MITQA. We perform best answer selection (from top-5) using the gold answer instead of re-ranking by using the string match between

<sup>3</sup><https://pytorch.org/>

<sup>4</sup><https://huggingface.co/>

predicted answer and gold answer. The results are shown in Table 4. We can see that there is still a considerable gap which needs to be covered, especially when the answer is in the table.

|                   | Table       |             | Passage     |             | Total       |             |
|-------------------|-------------|-------------|-------------|-------------|-------------|-------------|
|                   | EM          | F1          | EM          | F1          | EM          | F1          |
| MITQA             | 69.8        | 74.6        | 64.1        | 72.9        | 64.7        | 71.7        |
| MITQA + MAT       | 67.8        | 72.9        | 65.6        | 74.4        | 64.8        | 71.9        |
| MITQA + MIR       | <b>70.3</b> | <b>74.9</b> | 64.9        | 74.0        | 65.3        | 72.4        |
| MITQA + MIR + MAT | 68.1        | 73.3        | <b>66.7</b> | <b>75.6</b> | <b>65.5</b> | <b>72.7</b> |
| MITQA + ORACLE    | 82.6        | 86.7        | 69.1        | 78.8        | 72.6        | 79.8        |

Table 4: Oracle estimation results on the dev fold of HybridQA. The best non-oracle numbers are in bold.

## H Evaluation Metrics

**EM:** This is the exact match score. This metric measures the percentage of predictions that match any one of the ground truth answers exactly as a string.

**F1:** The F1 score metric is a more relaxed metric that measures the overlap (in terms of word/token overlap) between the prediction and ground truth answer.