

Algorithms for enumerating connected induced subgraphs of a given order

Shanshan Wang^a, Chenglong Xiao^{a,*}

^aShantou University, China

ARTICLE INFO

Keywords:

subgraph enumeration; connected induced subgraphs; depth-first search;

ABSTRACT

Enumerating all connected subgraphs of a given order from graphs is a computationally challenging task. In this paper, we propose two algorithms for enumerating all connected induced subgraphs of a given order from connected undirected graphs. The first algorithm is a variant of a previous well-known algorithm. The algorithm enumerates all connected induced subgraphs of order k in a bottom-up manner. The data structures that lead to unit time element checking and linear space are presented. Different from previous algorithms that either work in a bottom-up manner or in a reverse search manner, an algorithm that enumerates all connected induced subgraphs of order k in a top-down manner by recursively deleting vertices is proposed. The data structures used in the implementation are also presented. The correctness and complexity of the top-down algorithm is analysed and proven. Experimental results show that the variant bottom-up algorithm outperforms the other algorithms for enumerating connected induced subgraphs of small order, and the top-down algorithm is fastest among the state-of-the-art algorithms for enumerating connected induced subgraphs of large order.

1. Introduction

Enumerating the subgraphs with interesting properties have attracted much attention in recent years. The subgraph enumeration problems arise in many applications, especially in the area of bioinformatics. For example, in order to detect network motifs, an algorithm for enumerating all connected induced subgraphs with a given cardinality from biological networks was proposed in [1]. Maxwell et al. presented a non-heuristic algorithm for identifying connectivity in molecular interaction networks by enumerating connected induced subgraphs of molecular interaction networks[2]. The authors of [3] proposed an efficient algorithm for enumerating all connected induced subgraphs as the backbone of mining all maximal cohesive subgraphs representing biological subnetworks. A set of subgraph enumeration algorithms were also introduced in several other fields. Examples of such applications include retrieving connected subgraphs for keyword search over RDF graph in information retrieval[4] and consistency analysis in constrained processing[5].

Enumerating all connected induced subgraphs of a given order from a graph is essentially a computationally difficult problem. The number of all connected induced subgraphs of a fixed order k is exponentially large in k . Previous study shows that there exists an upper bound of $n \cdot \frac{(e\Delta)^k}{(\Delta-1)^k}$ on the number of connected induced subgraphs of order k , where Δ is the maximum degree of connected graph G and n is the number of vertices in G [6]. In this paper, to be consistent with the notations presented in [7], we will denote the task of enumerating all connected induced subgraphs of order k of G as E-CISE.¹

In this paper, we first present a variant algorithm of the previous well-known algorithm[1]. In the algorithm, we use a guarding set to record the visited vertices. The algorithm incrementally enumerates the required subgraphs by adding a neighbor vertex of the current subgraph (the neighbor vertex must not be in the guarding set). In such a way, each connected induced subgraph is enumerated and no duplicates are produced. Different from the existing algorithms in the literature that either work in a bottom-up manner or in a reverse search way, we propose a top-down algorithm that enumerates all connected induced subgraphs of size k by deleting so-called deletable vertices (vertices are non-articulation points) from large connected subgraphs until the size of the current subgraph is k .

The rest of the paper is organized as follows. The state-of-the-art algorithms are introduced in Section 2. Section 3 first presents the notations and preliminaries. Then, we describe the proposed variant algorithm and the proposed top-

*Corresponding author:Chenglong Xiao, email:chlxxiao@stu.edu.cn

ORCID(s):

¹the formal definitions of E-CISE is presented in section 3.

down algorithm in detail. The proof of the correctness and the complexity of the top-down algorithm is also presented. The experimental comparison and analyse are provided in Section 4. Section 5 discusses the future work. Finally, Section 6 concludes the paper.

2. Related Works

Since the number of connected induced subgraphs can be exponential in the worst case, efficient enumeration of such subgraphs is quite necessary. Much work has been spent on enumerating connected induced subgraphs in recent years. Scanning the literature for algorithms enumerating connected induced subgraphs, most known algorithms perform the enumeration procedure in a bottom-up manner: starting with a single-vertex subgraph $S = \{v_i\}$, larger connected induced subgraphs are successively formed by adding neighbor vertices. However, the crucial problem in the enumeration procedure is that subgraphs may be enumerated multiple times. Hence, how to avoid duplicates is the main domination of the efficiency of these algorithms.

Wernicke introduced an algorithm for enumerating all size- k connected induced subgraphs [1]. The algorithm starts by assigning each vertex a number as label. The larger subgraphs are generated by absorbing vertices from $V_{Extension}$ to smaller subgraphs. The vertices in $V_{Extension}$ set should satisfy two conditions: their assigned number must be larger than that of v (v is the vertex that the larger subgraphs are originated from) and they can only be the neighbors of the newly added vertex but not to a vertex in parent subgraph. The most recent literature [7] analysed Wernicke's algorithm (denoted as *Simple*) and showed that the algorithm solves the enumeration of all size- k connected induced subgraphs with a delay of $O(k^2\Delta)$, where Δ is the maximum degree of G . A variant of *Simple* called *Simple – Forward* was also proposed in [7]. The variant algorithm selects the vertex from the front of $V_{Extension}$ instead of from the back as in *Simple*. A slightly different algorithm called *Pivot* was proposed in [8]. In the enumeration procedure, the algorithm expands the subgraph by adding the neighbors of the selected active vertex.

Uno presented a binary search tree based algorithm for enumerating all connected induced subgraphs [9]. For each given vertex v , the connected induced subgraphs are divided into two groups: subgraphs containing v and subgraphs not containing v . The former group can be further recursively enumerated by dividing the subgraphs into two groups based on another neighbor vertex u . The latter group can be recursively enumerated by deleting v . The author has shown that the time complexity is $O(1)$ for each solution by amortization. However, the solutions can only be produced at the leaves of the search tree.

In [3] the authors refer to the vertex s with the smallest vertex label in a vertex set as the anchor vertex and the vertex u with the longest shortest path to the anchor vertex as the utmost vertex. The algorithm expands the subgraphs by adding only the neighbor vertex v that either has a longer distance to s than the distance from s to u or is lexicographically greater than u if v and u have the same distance to s .

However, despite previous work to propose new algorithms to enumerate connected induced subgraphs of order k , extensive experiments carried out in recent paper [7] showed that the variant algorithm proposed in [7] *Simple – Forward* is slightly faster than the algorithm *Simple* [1] in practice, and is the fastest one among all the existing algorithms.

The aforementioned algorithms enumerate the connected induced subgraphs by incrementally expanding the subgraphs. These algorithms can be classified as bottom-up algorithms. Elbassuoni introduced an algorithm specifically targeting to enumerate connected induced subgraphs of order k based on the supergraph method using reverse search [11]. The algorithm initially generates a connected induced subgraph with k vertices. Then, the algorithm (denoted as *RwD*) tries to enumerate every neighbor node in the supergraph by replacing a vertex in the current subgraph with a neighbor vertex of the current graph. The *RwD* algorithm has a delay of $\mathcal{O}(k \cdot \min(n - k, k\Delta)(k(\Delta + \log n)))$ and requires $\mathcal{O}(n + m + k|S|)$ space for storing, where $|S|$ is the number of nodes in super graph S , n is the number of vertices and m is the number of edges. In order to reduce the required space, a variant of *RwD* (denoted as *RwP*) was also introduced. The *RwP* algorithm has a larger delay of $\mathcal{O}((k \cdot \min(n - k, k\Delta))^2(k(\Delta + \log n)))$ but it requires $\mathcal{O}(n + m)$ space. However, the extensive experiments carried out in [7] reveal that both *RwD* and *RwP* are significantly slower than the aforementioned algorithms that work in a bottom-up manner.

3. The Proposed Algorithms

We start this section by presenting some necessary notations and preliminaries used in the proposed algorithms. Section 3.2 briefly presents a variant algorithm of the previous well-known algorithm [1]. Section 3.3 presents the

proposed top-down algorithm in detail. The correctness and time complexity of the algorithm are also presented in Section 3.3.

3.1. Preliminaries

Let $G = (V, E)$ be an undirected graph, where $V = \{v_1, v_2, \dots, v_n\}$ is the set of vertices, and $E \subseteq V \times V$ is the set of edges. The order of a (sub)graph is the number of its vertices. For a vertex set $U \subseteq V$, $G(U)$ denotes the subgraph of G induced by U . All the edges of G with endpoints in U are included in $G(U)$. A graph is said to be connected if and only if any two vertices in the graph are connected to each other by at least one path. The set of neighbors of a vertex v is denoted by $N(v) := \{u \mid \{u, v\} \in E\}$. The set of neighbors of a vertex set X is denoted by $N(X) := \cup_{v \in X} N(v) \setminus X$.

Fig. 1 shows an example of undirected graph. The dashed edges and vertices represent the connected subgraph induced by $\{2, 4, 5, 7\}$. The set of neighbors of 2 is $N(2) = \{1, 4, 5\}$. The set of neighbors of $\{2, 4, 5, 7\}$ is $N(\{2, 4, 5, 7\}) = \{1, 3, 8, 9\}$.

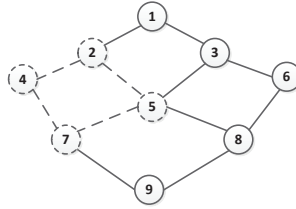


Figure 1: An example of undirected graph with 9 vertices and 12 edges.

Problem E-CISE: Given an undirected graph $G = (V, E)$, enumerate all connected vertex set of order k , $CIS(G, k) = \{U \mid U \subseteq V \text{ and } G(U) \text{ is connected and } |U| = k\}$.

3.2. V Simple Algorithm

In this subsection, we propose a variant algorithm for enumerating all connected induced subgraphs of order k from an undirected graph. In this paper, we assume the input undirected graph is a connected graph, if not we can simply deal with each connected component separately. The pseudo code of the algorithm is presented in Algorithm 1. The algorithm accepts the undirected graph $G(V, E)$ as input, and outputs all the connected induced subgraphs of order k (lines 6-7, Algorithm 1).

The algorithm works in a bottom-up manner (we denote the algorithm as *V Simple*). All the enumerated connected induced subgraphs are recursively generated. We initially generate every one-vertex subgraph $\{v_i\}$ (lines 2-3, Algorithm 1). Then, we recursively call *V Simple* to enlarge the subgraph X by adding a neighbor node of C . As we know, identifying and ruling out the duplicates from a large set is a time-consuming job. In order to avoid generating duplicates, a guarding set Y is used to record the already considered vertices (in other words, the vertices in Y can not be included in the following iterations and their subsequent recursive calls). In the procedure of expanding C , only the neighbor vertex that is not in Y can be added to C to form a larger subgraph C' . The set of neighbor vertices of C' is updated by adding the vertices neighbored to the newly added vertex u but not in C' and Y to N (line 13, Algorithm 1). The algorithm stops when the size of the current subgraph is k . In this algorithm, we also perform the pruning rule proposed in [7] using a Boolean flag `hasIntLeaf` (line 9, 15, 21, Algorithm 1), and the k -component rule to speed up the enumeration (lines 19-20, Algorithm 1).

We consider a simple example to illustrate the enumeration tree of the proposed algorithm in Fig. 2. In this example, we enumerate all connected induced subgraphs of order 3. The algorithm starts by searching all connected induced subgraph including vertex 0. At the search node $V Simple(\{0\}, \{1, 2\}, \emptyset)$, we will first consider all connected induced subgraphs including $\{0\}$ and vertex 1. After that, all connected induced subgraphs including $\{0\}$ and vertex 2 are enumerated by deleting vertex 1 (adding vertex 1 to Y). After enumerating all connected induced subgraphs containing vertex 0, vertex 0 is added to Y . We then perform the search of all connected induced subgraphs including vertex 1 and excluding vertex 0.

As the algorithm is a variant of the previous algorithm [1, 8], we omit the proof of the correctness and the complexity of *V Simple*. We highlight the differences between *V Simple* and *Simple*. In *Simple* algorithm, the set N' is updated by setting $N' = N \cup (N(u) \setminus N[C])$ where $N[C]$ denotes the closed neighborhood of C ($N[C] := \cup_{v \in C} N(v)$),

Algorithm 1: The *VSimple* Algorithm

Input: An undirected graph $G = (V, E)$, Y : The guarding set recording the considered vertices
Output: A set of enumerated connected induced subgraphs of order k
 /* enumerate all connected induced subgraphs of order k in a bottom-up manner */

```

1 Procedure Enumerate( $G(V, E)$ )
2 for each vertex  $v_i \in V$  do
3    $VSimple(\{v_i\}, N(v_i) \setminus Y, Y)$ ;
4    $Y = Y \cup \{u\}$ ;
  /* recursively expand the subgraph by adding a neighbor not in  $Y$  */
5 Procedure VSimple( $C, N, Y$ )
6 if  $|C| = k$  then
7   output  $C$ ;
8   return True;
9 hasIntLeaf = false;
10 for each vertex  $u \in N$  do
11    $C' = C \cup \{u\}$ ;
12   delete  $u$  from  $N$ ;
13    $N' = N \cup (N(u) \setminus C' \setminus Y)$ ;
14   if VSimple( $C', N', Y$ ) = True then
15     hasIntLeaf = True;
16   else
17     break;
18    $Y = Y \cup \{u\}$ ;
19   if  $|V| - |Y| < k$  then
20     break;
21 return hasIntLeaf;
```

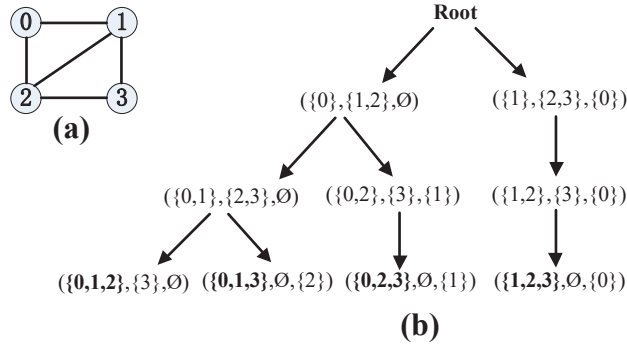


Figure 2: Enumeration tree of *VSimple* for enumerating all connected induced subgraphs of order 3. (a) a sample graph (b) the enumeration tree on the sample graph. Nodes of the tree indicate enumeration nodes, i.e. the call *VSimple*(C, N, Y). The enumerated connected induced subgraphs of order 3 are highlighted in bold.

whereas the *VSimple* algorithm updates the set N' by setting $C' = N \cup (N(u) \setminus C' \setminus Y)$ where Y is a set of forbidden vertices.

Now, we describe the data structures used in the implementation to achieve a linear space of $O(n + m)$, and a delay of $O(k^2 \Delta)$ as achieved for *Simple*[7]. In order to achieve the linear space of $O(n + m)$, we can use arrays with dynamic length or linked lists to store the original graph G (adjacent lists of G), sets C , N and Y . These arrays or lists are declared as global variables in the implementation. The maximal length of these arrays or lists is $|V|$. Inside each call of *VSimple*, we have a for loop. Inside each iteration of the for loop, we update C , N and Y by adding new vertex (or

vertices) to the end of the used arrays or lists. After the recursive call of the current iteration (line 14, Algorithm 1), we should restore C and N for the following iterations. In order to restore C and N , we can set pointers that indicates the end position of the arrays or lists before updating (before line 11, Algorithm 1). With the pointers, we can restore C and N by removing the newly added elements that lie between the end position (inclusive) to the pointer (exclusive). For Y , we restore it after all the iterations are performed. In order to restore Y , we also set a pointer that indicates the end position of Y before the execution of the for loop (before line 10, Algorithm 1). Aiming at the delay of $O(k^2\Delta)$, it is essential to ensure that the update of N can be performed in $O(\Delta)$. To update N , we check every element v in $N(u)$. If v is not in C' and Y , we add it to N . Thus, unit time checking whether an element v is in C' and Y is required. In the implementation, we use auxiliary Boolean arrays of C and Y , where the index of the Boolean arrays corresponds to a vertex, and the true value represents the vertex is in the set. The auxiliary Boolean arrays are updated and restored simultaneously with the corresponding arrays or linked lists.

Figure 3 presents an example of using the proposed data structures for the enumeration node $(\{0, 1\}, \{2, 3\}, \{\})$ and its children nodes presented in Fig.2. As $N = \{2, 3\}$, the enumeration node $(\{0, 1\}, \{2, 3\}, \{\})$ has two iterations ($u = 2$ and $u = 3$). Before entering the first iteration ($u = 2$), we set a pointer for Y to indicate the end position of Y . As Y is empty, we have $PY = -1$. Inside the iteration of $u = 2$, we first get the end position of C and N by setting a pointer for C and a pointer for N respectively ($PC = 1$ and $PN = 0$), update C by adding vertex 2 to the end of C and update N by deleting 2 from N . Then, we call $VSimple(C, N, Y)$. After the call of $VSimple(C, N, Y)$, we update Y by adding vertex 2 to the end of Y . Before entering the next iteration, we restore C and N using the pointers PC and PN (the vertices that lie between the current end position (inclusive) and the pointer (exclusive) are removed). For the iteration $u = 3$, we also perform the update and the restoration of sets C, N and Y in the same way. After all iterations are performed and before returning to the enumeration node $(\{0, 1\}, \{2, 3\}, \{\})$, we restore Y by removing the vertices that lie between the current end of Y and the pointer PY , and restore N by adding the vertices that just removed from Y . To support unit time checking whether an element v is in sets C or Y , we use a global Boolean array for each set. As an example, for $Y = \{1\}$, its corresponding Boolean array is $BY = \{false, true, false, false\}$. The length of these boolean arrays is the size of G . With these auxiliary Boolean arrays, every vertex $v \in N(u)$ can be checked in unit time.

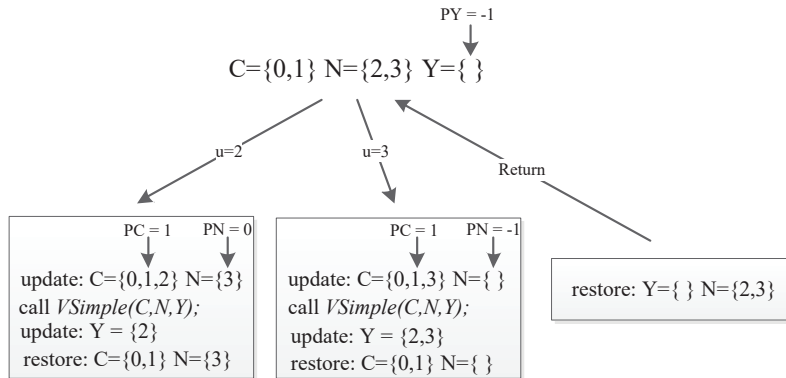


Figure 3: An example of using the proposed data structures for the enumeration node $\{0, 1\}, \{2, 3\}, \emptyset$ and its children nodes presented in Fig.2.

3.3. TopDown Algorithm

In this subsection, we present a novel algorithm that enumerates all connected induced subgraph in a top-down manner. The algorithm accepts the original graph G as input and recursively deletes vertices until the size of subgraphs is k (line 8, Algorithm 2). To ensure the connectivity of subgraphs, we only consider the vertices that are non-articulation points (line 2,9, Algorithm 2). A vertex is said to be an articulation point in a connected graph if removal of the vertex and its associated edges disconnects the graph. The articulation points (or non-articulation points) of subgraph C can be found in $\mathcal{O}(l \cdot \Delta)$ time by calling the algorithm proposed by Tarjan [12], where l is the size of C and Δ is the maximum degree of G . In this paper, we call non-articulation points as deletable vertices. Inside each call, we iteratively delete the vertices that are deletable vertices of current subgraph and are not in Y (line 8,11, Algorithm 2). Once a vertex u is deleted from C (line 8, Algorithm 2), we add u to the guarding set Y for the rest of

iterations and their subsequent enumerations (line 12, Algorithm 2). In this sense, the guarding set Y can be viewed as the set of vertices that must be included in the following enumerations. Owing to the guarding set Y , we can ensure that each connected induced subgraph is enumerated at most once. Since Y represents the set of vertices that must be contained, we can prune the search space by break the iterations when the size of Y is larger than k . In order to further speedup the search by avoiding some recursive calls, we judge the connectivity of Y in advance (the connectivity of Y can be determined in $\mathcal{O}(k \cdot \Delta)$ when $|Y| = k$. If Y is connected, we output it and then break the iterations (lines 13-16, Algorithm 2). The pruning rule is called as look-ahead rule.

Fig. 4 illustrates an example the enumeration tree of the *TopDown* algorithm. First of all, the algorithm finds the vertices that are non-articulation points of G ($\{0, 1, 2, 3\}$). Then, the algorithm tries to find all the connected induced subgraphs of order 2 excluding vertex 0 by deleting vertex 0. After deleting 0, we have a connected subgraph $\{1, 2, 3\}$. To get all the connected induced subgraphs of order 2, the algorithm further deletes the vertices that are deletable (are non-articulation points). At the end this branch, we will get three connected induced subgraphs of order 2 ($\{2, 3\}$, $\{1, 3\}$ and $\{1, 2\}$). After enumerating all the connected induced subgraphs excluding vertex 0 of order 2, the algorithm carries out a branch to find all the connected induced subgraphs excluding vertex 1 and including vertex 0. This branch finds the subgraph $\{0, 2\}$. Finally, the algorithm tries to enumerate all the connected induced subgraphs excluding vertex 2 and including vertices 0, 1. As the number of vertices that must be included already equals to the given order $k = 2$, we just need to judge the connectivity of the induced subgraph of $\{0, 1\}$. The induced subgraph of $\{0, 1\}$ is connected, the algorithm outputs it.

We use similar data structures presented in *VSimple* for *TopDown*. The original graph, C and Y are stored in global arrays or linked lists. In order to support unit time checking, we also use auxiliary boolean array. It should be noted that, N is updated by only adding new elements to the end of arrays or linked list in *VSimple*, however, N is updated by removing some elements (after deleting a vertex u , some deletable vertices become articulation points) and adding an element (after deleting a vertex u , there is at most one articulation point become a deletable vertex). Thus, we use a global array for N and two extra global arrays or linked lists to record these changes.

Lemma 1. *Let $S(V, E)$ be a connected undirected graph and $u \in V$ is a deletable vertex of S , then there is at most one articulation point of S that become a deletable vertex of $S \setminus \{u\}$ after deleting u from S .*

Proof. We prove this by contradiction. Suppose that there are at least two articulation points (w and v) of S that are deletable vertices of $S \setminus \{u\}$ after deleting the deletable vertex u from S . As w is an articulation point of S and according to the definition of articulation point, we will have at least two connected components that have no edge connecting to each other after removing w and its associated edges. Assume S_1 and S_2 are the two connected components after removing w . It is clear that u can be in only one of the connected components. We further assume that u is in S_1 . We now claim that u is the sole vertex in S_1 ($S_1 \setminus \{u\} = \emptyset$). We can prove this claim by contradiction. As u is a deletable vertex of S and w is a deletable vertex of $S \setminus \{u\}$, $S \setminus \{u\} \setminus \{w\}$ is a connected graph. This denotes that the vertex (or vertices) of $S_1 \setminus \{u\}$ is connected to the vertex (or vertices) of S_2 in $S \setminus \{u\} \setminus \{w\}$. This contradicts with the assumption that S_1 and S_2 are the two connected components that have no edge connecting them. Since u is the sole vertex in S_1 , this means that $v \notin S_1$, and u has an edge connecting to w . This further indicates that u has an edge connected to w but has no edge connected to v . For the articulation point v of S , similarly, we can also achieve a conclusion: u has an edge connected to v but has no edge connected to w . Therefore, we have arrived at a contradiction. \square

With Lemma 1, we know that there is at most one articulation point become a deletable vertex after we delete a deletable vertex. As *TopDown* deletes one vertex in each enumeration node and the depth of the enumeration tree is $n - k$, the maximal length of the array that records the added vertices is $n - k$. Furthermore, as the vertices removed from N is the subset of original graph G and the maximal number of vertices added to N is $n - k$, the maximal length of the array that records the removed vertices is $2n - k$.

3.3.1. Correctness and Complexity of the TopDown Algorithm

In this subsection, we prove the correctness and complexity of the proposed algorithm.

Lemma 2. *Let $G(V, E)$ be a connected undirected graph, then TopDown correctly outputs all connected induced subgraphs of order k from G .*

Algorithm 2: The *TopDown* Algorithm

Input: An undirected graph $G = (V, E)$, Y : The guarding set recording the deleted vertices
Output: A set of enumerated connected induced subgraphs of order k
 /* enumerate all connected induced subgraphs of order k in a top-down manner */

```

1 Procedure Enumerate( $G(V, E)$ )
2    $N = \text{findNonArticulationPoints}(G)$ ;
3   TopDown( $G, N, Y$ );
  /* recursively reduce the subgraph by deleting a vertex not in  $Y$  */
4 Procedure TopDown( $C, N, Y$ )
5   if  $|C| = k$  then
6     output  $C$ ;
7   for each vertex  $u \in N$  do
8      $C' = C \setminus \{u\}$ ;
9      $X = \text{findNonArticulationPoints}(C')$ ;
10     $N' = X \setminus Y$ ;
11    TopDown( $C', N', Y$ );
12     $Y = Y \cup \{u\}$ ;
  /* look-ahead rule */
13   if  $|Y| = k$  then
14     if isConnected( $Y$ ) then
15       output  $Y$ ;
16     break;
```

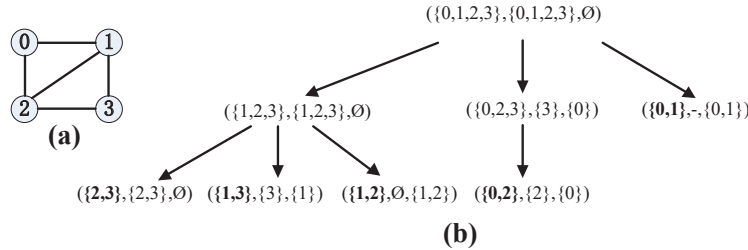


Figure 4: Enumeration tree of *TopDown* for enumerating all connected induced subgraphs of order 2. (a) a sample graph (b) the enumeration tree on the sample graph. Nodes of the tree indicate enumeration nodes, i.e. the call *TopDown*(C, N, Y). The enumerated connected induced subgraphs of order 2 are highlighted in bold.

Proof. Firstly we show that each subgraph $G(C)$ output by *TopDown* is a connected induced subgraph. According to the enumeration procedure, each smaller subgraph is generated by deleting a vertex that is a non-articulation point from a larger subgraph. It is clear that each enumerated subgraph is a connected induced subgraph.

Secondly we prove that if $G(C)$ is a connected induced subgraph of order k , then $G(C)$ is output by *TopDown* at least once. To prove this we will show that for every connected set $C \subset H \subseteq V$, there exists at least a vertex $s \in H \setminus C$ is a non-articulation point of H . We prove this claim by contradiction. Suppose that every $s \in H \setminus C$ is an articulation point of H . Then, we can split H into at least two connected subgraphs H_1 and H_2 after deleting s . It is clear that C can be only in one of these connected subgraphs. Let assume C is in H_1 . We can choose any vertex of H_2 as root to get a spanning tree of H_2 . We also know that the leaf vertex(s) of the spanning tree can never be an articulation point of H_2 and H . Thus, a contradiction is arrived. Since the claim is true, we can start from the original graph G by calling *TopDown*(C, N, Y) with a non articulation point $s \in V \setminus C$. Then we recursively follow the execution path by deleting such non-articulation point $s \in H \setminus C$ until C is output.

Thirdly we prove that if $G(C)$ is a connected induced subgraph of order k , then $G(C)$ is output by *TopDown* at most once. We can prove this by contradiction. We assume C is enumerated twice (C' and C''). Let further assume C' and C'' are enumerated by two enumeration paths S_1 and S_2 respectively. According to the enumeration procedure, if

we track the reverse direction of the two enumeration paths, the two enumeration paths should converge at one point. Starting from that converging point, one of the two enumeration paths generates all the connected induced subgraph(s) excluding a vertex u , while the other enumeration path generates all the connected induced subgraph(s) including u . Thus, $C' \neq C''$, i.e. a contradiction. \square

Lemma 3. *The running time of $TopDown$ is $\mathcal{O}\left(\binom{n}{n-k} \cdot n \cdot \Delta\right)$, where Δ is the maximum degree of G , and k is the size of all connected induced subgraphs.*

Proof. Firstly, we bound the number of nodes in the enumeration tree of $TopDown$. According to the enumeration procedure of $TopDown$, each connected induced subgraph of order k is outputted by deleting $n - k$ vertices. Thus, we may have up to $\binom{n}{n-k}$ possible solutions. We can also observe that $TopDown$ outputs each connected induced subgraph of order k only at the leaf node of the enumeration tree. Therefore, the maximal number of leaf nodes in the enumeration tree is $\mathcal{O}\left(\binom{n}{n-k}\right)$. We consider the worst case with $\mathcal{O}\left(\binom{n}{n-k}\right)$ leaf nodes. Each inner node of the enumeration tree has at least two children ($n - k + 1$ children) for $1 \leq k \leq n - 1$. Hence, the number of inner nodes is smaller than the number of leaf nodes. Consequently, the overall number of enumeration tree nodes of $TopDown$ is $\mathcal{O}\left(\binom{n}{n-k}\right)$.

Secondly, it is sufficient to prove that each call of $TopDown$ without recursive calls is charged with $\mathcal{O}(n \cdot \Delta)$. It is clear that we can output each connected induced subgraph of order k in $\mathcal{O}(k)$ time. In order to update Y' , we call $findNonArticulationPoints(C')$ to get the vertices that are non-articulation points of C' . This call requires at most $\mathcal{O}(n \cdot \Delta)$ time. The update of C' , Y' and N' in each recursive call require at most $\mathcal{O}(1)$, $\mathcal{O}(1)$ and $\mathcal{O}(n)$ time respectively. We charge these running time to the corresponding child in the enumeration tree. So, we obtain $\mathcal{O}(n \cdot \Delta)$ time in total per enumeration node. Finally, we conclude that the total running time of $TopDown$ is $\mathcal{O}\left(\binom{n}{n-k} \cdot n \cdot \Delta\right)$. \square

Lemma 4. *The space complexity of $TopDown$ is $\mathcal{O}(|V| + |E|)$, where $|V|$ is the number of vertices in G , and $|E|$ is the number of edges in G .*

Proof. The space required for storing G is $|V| + |E|$. According to data structures used in the implementation, we know that C , N and Y require global sets (linked lists, Boolean arrays or bit arrays) of maximum size $|V|$. It is obvious that the space complexity of algorithm $TopDown$ is dominated by the space storing the graph. Therefore, the space complexity of algorithm $TopDown$ is $\mathcal{O}(|V| + |E|)$. \square

4. Experimental Results

In order to evaluate the performance of the proposed algorithms, we have compared the algorithms with the state-of-the-art algorithms. In the experiments, we have carried out the comparisons on the efficiencies of the algorithms for enumerating connected induced subgraphs of small order k and large order k respectively. For a fair comparison, all the algorithms including *RSSP*[3], *Simple*[1], *Simple – Forward*[7], *Pivot*[8] and the proposed algorithms were implemented in the same language-Java. The source codes are available at GitHub². All experiments were performed on an Intel Core i7 2.90GHz CPU with 8 Gbytes main memory. The reported running time include the time of writing the enumerated sets to the hard drive.

A set of graphs from the Network Repository is used in our limited study³[10]. Similar to [7], we group the benchmark graphs into three subsets: small graphs with $n < 500$, medium-size subgraphs with $500 \leq n < 5000$ and large graphs with $n \geq 5000$. The characteristics of the benchmarks are shown in Table 1. The columns $|V|$ and $|E|$ indicate the number of vertices and the number of edges of each graph respectively. In the experiments, we set a running time threshold of 600 seconds. The symbol – in the following tables indicates that the running time exceeds the given threshold of 10 minutes. In the experiments, we noticed that the running time is not steady when the overall running time is very small. Thus, we record the average running time of three runs for the instances with running time less than one second.

First of all, we performed a straightforward comparison. We have downloaded the source code of *Simple* and *Simple – Forward* provided by the authors of [7]. These codes were implemented in Python. We also implemented

²The source code of the algorithms is available at <https://github.com/chenglongxiao/subgraphenumeration>

³The dataset used in the experiments is available at <http://networkrepository.com>

Table 1

Characteristics of graphs used in the experiments

Size	Graph Name	$ V $	$ E $
Small	ca-sandi_auths	86	124
	inf-USAir97	332	2126
	ca-netscience	379	914
	bio-celegans	453	2025
Medium	bio-diseasome	516	1188
	soc-wiki-Vote	889	2914
	bio-yeast	1458	1948
	inf-power	4941	6594
Large	bio-dmela	7393	25569
	ca-HepPh	11204	117619
	ca-AstroPh	17903	196972
	soc-brightkite	56739	212945

Table 2Running time of the algorithms implemented in Python and Java on graph *bio – celegans* for enumerating all connected induced subgraphs of order k (in seconds)

Algorithms	k=2	k=3	k=4	k=5	k=6	k=450	k=451	k=452
<i>Simple – Python(Iteration)</i>	0.007	0.263	14.926	-	-	-	135.736	0.884
<i>Simple – Forward – Python(Iteration)</i>	0.006	0.240	13.987	-	-	-	58.433	0.338
<i>Simple – Java(Recursion)</i>	0.011	0.087	1.775	83.843	-	356.458	2.746	0.064
<i>Simple – Forward – Java(Recursion)</i>	0.011	0.084	1.643	77.371	-	294.588	2.682	0.060
$ CIS(G, k) $	2025	72605	3806083	195573511	-	14194614	97014	441

Simple and *Simple – Forward* in Java. Please note that, in Java version, the algorithms are implemented recursively (in Python version, *Simple* and *Simple – Forward* were implemented iteratively), and we adopted the data structures proposed in this paper for *Simple* and *Simple – Forward*. In the experiments, the Python codes were compiled and executed in PyCharm 2021.2.2 (Community Edition) with Python 3.10.0. The Java codes were compiled and executed in Eclipse 2020-09 with JDK-15.0.1. Preliminary experimental results showed that the algorithms implemented in Java with the proposed data structures can achieve orders of magnitude speedup over the algorithms implemented in Python. As an example, table 2 shows the running time of the algorithms implemented in Java and Python on the benchmark graph *bio – celegans*. The number of all connected induced subgraphs of order k in the graph is given in the row $|CIS(G, k)|$. Since the algorithms implemented in Java with the proposed data structures are more efficient, we present the comparison results of algorithms implemented in Java in the following section.

4.1. Enumerating All Connected Induced Subgraphs of Small Order k

In the implementation, we adopted three basic containers provided in Java (ArrayList, BitSet and HashSet) for storing the elements respectively. The experimental results reveal that implementation with ArrayList that uses a dynamic array for storing the elements is overall the most efficient one. According to our preliminary experiments and the experimental results presented in [7] showed that *Simple* and *Simple – Forward* outperform *RSSP* and *Pivot* for enumerating connected induced subgraphs of order k on almost every instance. Thus, in this section, we only report the execution time of the proposed algorithms, *Simple* and *Simple – Forward* for enumerating all connected induced subgraphs of small order $k \in \{2, 3, 4, 5, 6\}$.

As expected, the four algorithms produced the same set of all connected induced subgraphs of small order k . The running time of the algorithms for enumerating all connected induced subgraphs of small order k from each graph presented in Table 1 is shown in Table 3. The running time is measured in seconds. The large amount of enumerated subgraphs also reveals that the enumeration of all connected induced subgraphs is indeed a computationally difficult

Table 3

Running time (in seconds) of *Simple*, *Simple – Forward*, *VSimple* and *TopDown* for enumerating all connected induced subgraphs of small order k ($2 \leq k \leq 6$)

Benchmark	$ CIS(G, k) $	Order	<i>Simple</i>	<i>Simple – Forward</i>	<i>VSimple</i>	<i>TopDown</i>
ca-sandi_auths	124	$k=2$	0.003	0.003	0.003	0.016
	379	$k=3$	0.006	0.006	0.006	0.168
	1422	$k=4$	0.008	0.008	0.008	1.407
	5740	$k=5$	0.017	0.016	0.016	15.986
	23718	$k=6$	0.048	0.046	0.044	183.949
inf-USAir97	2126	$k=2$	0.012	0.011	0.010	0.601
	67827	$k=3$	0.106	0.103	0.088	31.785
	2269621	$k=4$	1.176	1.116	1.089	-
	68484518	$k=5$	32.454	31.790	29.325	-
	-	$k=6$	-	-	-	-
ca-netscience	914	$k=2$	0.007	0.006	0.005	0.370
	4575	$k=3$	0.012	0.012	0.012	26.584
	31665	$k=4$	0.053	0.050	0.045	-
	244418	$k=5$	0.176	0.169	0.164	-
	1917058	$k=6$	0.878	0.830	0.861	-
bio-celegans	2025	$k=2$	0.011	0.011	0.009	0.935
	72605	$k=3$	0.087	0.084	0.074	80.201
	3806083	$k=4$	1.775	1.643	1.517	-
	195573511	$k=5$	83.843	77.371	72.221	-
	-	$k=6$	-	-	-	-
bio-diseasome	1188	$k=2$	0.007	0.007	0.007	0.826
	6758	$k=3$	0.017	0.016	0.014	90.191
	65695	$k=4$	0.069	0.066	0.063	-
	765557	$k=5$	0.408	0.394	0.376	-
	9062333	$k=6$	4.121	3.895	3.758	-
soc-wiki-Vote	2914	$k=2$	0.011	0.012	0.010	6.250
	45680	$k=3$	0.071	0.066	0.059	-
	1121962	$k=4$	0.639	0.626	0.623	-
	31308165	$k=5$	16.994	16.061	14.758	-
	892820902	$k=6$	499.905	495.006	430.704	-
bio-yeast	1948	$k=2$	0.009	0.009	0.008	17.728
	11524	$k=3$	0.029	0.027	0.023	-
	105733	$k=4$	0.096	0.091	0.082	-
	1104980	$k=5$	0.536	0.509	0.504	-
	11718959	$k=6$	4.985	4.914	4.724	-
inf-power	6594	$k=2$	0.018	0.017	0.016	-
	17631	$k=3$	0.046	0.045	0.042	-
	63401	$k=4$	0.076	0.070	0.068	-
	268694	$k=5$	0.207	0.206	0.181	-
	1260958	$k=6$	0.705	0.701	0.680	-
bio-dmela	25569	$k=2$	0.058	0.056	0.052	-
	575169	$k=3$	0.462	0.431	0.407	-
	20943036	$k=4$	16.080	13.708	11.699	-
	-	$k=5$	-	-	-	-
	-	$k=6$	-	-	-	-
ca-HepPh	117619	$k=2$	0.252	0.242	0.239	-
	8560145	$k=3$	13.944	13.781	13.352	-
	-	$k=4$	-	-	-	-
	-	$k=5$	-	-	-	-
	-	$k=6$	-	-	-	-
ca-AstroPh	196972	$k=2$	0.375	0.336	0.306	-
	10044854	$k=3$	14.485	13.915	10.952	-
	-	$k=4$	-	-	-	-
	-	$k=5$	-	-	-	-
	-	$k=6$	-	-	-	-
soc-brightkite	212945	$k=2$	0.328	0.342	0.268	-
	12432832	$k=3$	16.935	11.132	10.963	-
	-	$k=4$	-	-	-	-
	-	$k=5$	-	-	-	-
	-	$k=6$	-	-	-	-

task.

From Table 3, we can see that *VSimple* is overall the fastest algorithm among all the four algorithms. The speedup achieved by *VSimple* over *Simple* or *Simple-Forward* is mainly due to less computations carried out in the proposed algorithm. To ensure that each subgraph is enumerated exactly once, *Simple* and *Simple – Forward* expand a connected induced subgraph P by adding a neighbor vertex with larger label than that of originated vertex and it must be not in the closed neighborhood of C . The update of the set of closed neighborhood of C ($N[C] = \cup_{v \in C} N(v)$) should be carried out in each iteration of the recursive calls. The restoration of this set is also required before entering next

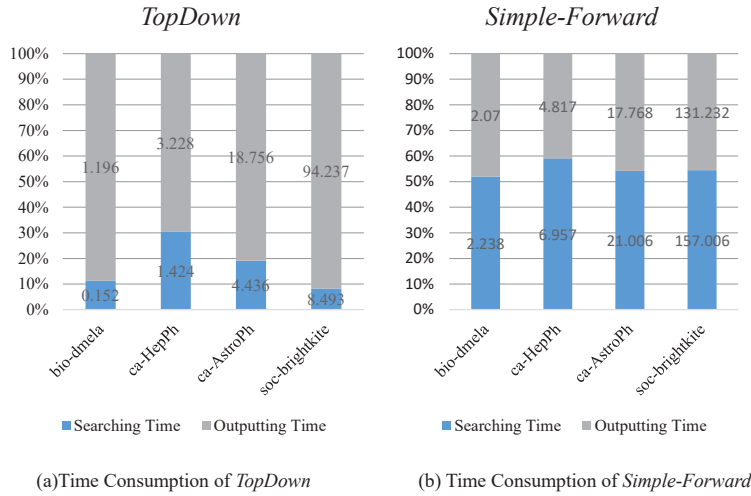


Figure 5: Comparing the searching time and outputting time. (a) time consumption of *TopDown* (b) time consumption of *Simple-Forward*.

iteration. This is more time-consuming than maintaining a guard set Y in $VSimple$. $VSimple$ uses a set Y to record the considered vertices. Only a simple insertion operation at the end of Y is required (line 18, Algorithm 1), and the restoration of Y is only performed before returning to parent node of the enumeration tree (when all the iterations in the current recursive call are finished). *TopDown* is less efficient than the other three algorithms on the instances of enumerating induced subgraphs with small order k . The main reason is that *TopDown* incurs $n - k$ recursive calls (the depth of the enumeration tree), however, the bottom-up algorithms only incur k recursive calls. Furthermore, the modification of the adjacent lists of the graphs after deleting a vertex is required in *TopDown*. This modification is relatively inefficient.

4.2. Enumerating All Connected Induced Subgraphs of Large Order k

In this experimental comparison, k is set to $|V| - 3$, $|V| - 2$ and $|V| - 1$ respectively. The running time of $VSimple$, *Simple*, *Simple - Forward* and *TopDown* on enumerating all connected induced subgraphs of large order k is shown in Table 4. We can observe that *TopDown* outperforms the other three algorithms. On average, *TopDown* is roughly 2.3 times, 2.0 times and 2.4 times faster than $VSimple$, *Simple* and *Simple-Forward* for solved instances respectively. It is worthy and interesting to mention that $VSimple$ is faster than *Simple - Forward* for some instances, and *Simple - Forward* is more efficient than $VSimple$ for the other instances. After careful analysis of the characteristics of tested instances, we found that $VSimple$ is more efficient when the instance is a sparse graph (e.g. $\frac{|E|}{|V|} < 3$, such instances includes ca-sandi-auths, ca-netscience, bio-diseasome, bio-yeast and inf-power).

In the experiments, we also noticed that all the algorithms can only output the results within 10 minutes for the large instances with $k = |V| - 1$. In order to figure out which part of the enumeration is time-consuming, we disabled the instruction of writing the sets to the hard disk. In other words, we only records the running time of searching the solutions without outputting the solutions. Figure 5 (a) and (b) compare the searching time and the outputting time (the time for outputting the solutions to hard disk) of *TopDown* and *Simple - Forward* respectively on large instances when $k = |V| - 1$. From the comparison, we can see that the searching time of *TopDown* is only a small part of the overall running time. However, for *Simple - Forward*, the searching time is more than half of the overall running time. This also indicates that writing the solutions to the hard disk is the most time-consuming task in *TopDown* on large instances when k is large.

As described in subsection 4.1, the modification of adjacent lists of the graphs after deleting vertex must be performed before calling Tarjan's algorithm to find the articulation points (or non-articulation points), and it is very inefficient using arrays or linked lists. In order to speed up the searching procedure of *TopDown*, we have also implemented a variant of *TopDown* using an array of BitSet to store the adjacency matrix of graphs instead of using ArrayLists to store the adjacent lists of the graphs. BitSet implements a vector of bits that grows as needed. Each element of the bit set has a boolean value. The true value of a bit indicates the corresponding vertex is in the set whereas

Table 4

Running time (in seconds) of *Simple*, *Simple-Forward*, *VSimple* and *TopDown* for enumerating all connected induced subgraphs of large order k

Benchmark	$ CIS(G, k) $	Order	<i>Simple</i>	<i>Simple – Forward</i>	<i>VSimple</i>	<i>TopDown</i>
ca-sandi_auths	36407	$k = 83$	0.303	0.290	0.252	0.126
	1837	$k = 84$	0.0410	0.038	0.039	0.020
	61	$k = 85$	0.0006	0.006	0.006	0.004
inf-USAir97	4685705	$k = 329$	94.120	73.245	83.589	39.795
	46371	$k = 330$	1.044	0.959	1.039	0.401
	305	$k = 331$	0.047	0.038	0.042	0.020
ca-netscience	5512665	$k = 376$	113.597	108.127	101.72	49.899
	51681	$k = 377$	1.244	1.191	1.161	0.499
	322	$k = 378$	0.044	0.044	0.041	0.025
bio-celegans	14194614	$k = 450$	356.458	294.588	319.415	181.777
	97014	$k = 451$	2.746	2.682	2.554	1.004
	441	$k = 452$	0.064	0.060	0.062	0.030
bio-diseasome	10914883	$k = 513$	312.366	296.099	292.690	150.889
	81422	$k = 514$	2.661	2.632	2.420	0.990
	404	$k = 515$	0.062	0.060	0.060	0.028
soc-wiki-Vote	-	$k = 886$	-	-	-	-
	263965	$k = 887$	16.446	14.525	16.294	5.428
	727	$k = 888$	0.121	0.113	0.120	0.052
bio-yeast	-	$k = 1455$	-	-	-	-
	558202	$k = 1456$	58.376	54.322	53.295	33.123
	1057	$k = 1457$	0.195	0.195	0.184	0.080
inf-power	-	$k = 4938$	-	-	-	-
	-	$k = 4939$	-	-	-	-
	3712	$k = 4940$	1.782	1.819	1.659	0.602
bio-dmela	-	$k = 7390$	-	-	-	-
	-	$k = 7391$	-	-	-	-
	6184	$k = 7392$	4.871	4.308	5.247	1.348
ca-HepPh	-	$k = 11201$	-	-	-	-
	-	$k = 11202$	-	-	-	-
	10082	$k = 11203$	16.46	11.774	18.187	4.652
ca-AstroPh	-	$k = 17900$	-	-	-	-
	-	$k = 17901$	-	-	-	-
	16836	$k = 17902$	47.925	38.774	57.252	23.192
soc-brightkite	-	$k = 56736$	-	-	-	-
	-	$k = 56737$	-	-	-	-
	44033	$k = 56738$	415.790	288..238	432.875	102.730

Table 5

The searching time (without outputting the solutions to hardware disk) of *TopDown* implemented using BitSet or using ArrayList to store the graphs ($k = |V| - 1$)

<i>TopDown</i> Version	bio-yeast	inf-power	bio-dmela	ca-HepPh	ca – AstroPh	soc-brightkite
ArrayList	0.006	0.046	0.152	1.424	4.436	8.493
BitSet	0.004	0.014	0.025	0.068	0.112	0.294

false indicates otherwise. With the array of BitSets, we can modify the adjacent matrix in $\mathcal{O}(\Delta)$ time when deleting a vertex. Therefore, using an array of BitSet representing the adjacent matrix of graph, we can modify the graph very efficiently. Table 5 shows the searching time of *TopDown* implemented using ArrayList and BitSet respectively on large instances. We can see that significant speedup on the searching time can be achieved using BitSet over using ArrayList. However, storing the adjacent matrix of a graph results in an increased space of $\mathcal{O}(n^2)$.

Based on the experimental results of enumerating all connected induced subgraphs of small order k and enumerating all connected induced subgraphs of large order k , we can conclude that *VSimple* outperforms the other algorithms for enumerating connected induced subgraphs of small order, and *TopDown* is the fastest algorithm for enumerating connected induced subgraphs of large order.

5. Discussions

In this paper, we have presented a bottom-up algorithm and a top-down algorithm for enumerating connected induced subgraphs with order k . The bottom-up algorithm is beneficial for instances with small k , and the top-down is more efficient for instances with large k . A sandwich approach that combines the advantage of the two approaches may be of interest in the future work. In [7], the authors proved the delay of *Simple* by introducing a new pruning rule. The pruning rule can avoid unnecessary recursions, and it is essential to prove the delay of *Simple*. In this paper, we only presented the running time of *TopDown*. Our work will continue to find such pruning rule and finally provide the delay of *TopDown*. Uehara has given an upper bound of $n \cdot \frac{(e\Delta)^k}{(\Delta-1)^k}$ on the number of connected induced subgraphs of order k [6]. Bollobás has also presented another upper bound of $(e(\Delta-1))^{(k-1)}$ on the number of connected induced subgraphs of order k containing some vertex v [13]. With this bound, Komusiewicz further shown that the overall number of connected induced subgraphs of k is $(e(\Delta-1))^{(k-1)} \cdot (n/k)$ [7]. The aforementioned bounds on the number of connected induced subgraphs of order k are all monotonically increasing with k . However, we can observe that the number of connected induced subgraphs of large order k (e.g., k is close to n) may be decreased with the increase of k . Thus, it would be interesting to provide an bound that is better in line with actual trends.

6. Conclusion

In this paper, two algorithms that works in bottom-up manner and top-down manner are presented respectively. The bottom-up algorithm extends the subgraphs by absorbing neighbor vertices until the size of subgraph is k . The top-down algorithm enumerates all the connected induced subgraphs by deleting so-called deletable vertices from large subgraphs. Experiments on benchmark graphs with different size confirmed the efficiency of the proposed algorithms.

7. Acknowledgement

The authors would like to thank the various grants from the National Natural Science Foundation of China (No. 61404069), Scientific Research Project of Colleges and Universities in Guangdong Province (No. 2021ZDZX1027), and STU Scientific Research Foundation for Talents (No. NTF20016 and No. NTF20017).

References

- [1] Wernicke S. Efficient detection of network motifs. *IEEE/ACM Transactions on Computational Biology and Bioinformatics*, 2006, 3:347-359.
- [2] Maxwell S, Chance M R, Koyutürk M. Efficiently enumerating all connected induced subgraphs of a large molecular network. In *Proceedings of the First International Conference on Algorithms for Computational Biology (AICoB '14)*. 2014, pp. 171-182.
- [3] Alokshiya M, Salem S, Abed F. A linear delay algorithm for enumerating all connected induced subgraphs. *BMC Bioinformatics*, 2019, 20-S(319):1-11.
- [4] Elbassuoni S, Blanco R. Keyword search over RDF graphs, in: *Proceedings of the 20th ACM Conference on Information and Knowledge Management, (CIKM '11)*, ACM. 2011, pp. 237-242.
- [5] Karakashian S, Choueiry B.Y, and Hartke S.G. An algorithm for generating all connected subgraphs with k vertices of a graph. 2013. Technical Report. University of Nebraska-Lincoln. 2013.
- [6] R. Uehara. The number of connected components in graphs and its applications. Manuscript. URL: <http://citeseerx.ist.psu.edu/viewdoc/summary?doi=10.1.1.44.5362>.
- [7] Komusiewicz C, Sommer F. Enumerating connected induced subgraphs: Improved delay and experimental comparison. *Discrete Applied Mathematics*, 2020.
- [8] Komusiewicz C, Sorge M. Finding dense subgraphs of sparse graphs. *International Symposium on Parameterized and Exact Computation*. 2012, 242-251.
- [9] Uno T. Constant time enumeration by amortization. *Workshop on Algorithms and Data Structures*. 2015, 593-605.
- [10] Rossi R, Ahmed N. The network data repository with interactive graph analytics and visualization. In *Proceedings of the AAAI Conference on Artificial Intelligence*. 2015, 29(1).
- [11] Elbassioni, K. M. A polynomial delay algorithm for generating connected induced subgraphs of a given cardinality. *Journal of Graph Algorithms and Applications*, 2015, 19:273-280.
- [12] Tarjan R. Depth-first search and linear graph algorithms. *SIAM journal on computing*, 1972, 1(2):146-160.
- [13] Bollobás, B., 2006. *The Art of Mathematics - Coffee Time in Memphis*. Cambridge University Press.