

VL-ADAPTER: Parameter-Efficient Transfer Learning for Vision-and-Language Tasks

Yi-Lin Sung Jaemin Cho Mohit Bansal
UNC Chapel Hill

{yilsung, jmincho, mbansal}@cs.unc.edu

Abstract

Recently, fine-tuning language models pre-trained on large text corpora have provided huge improvements on vision-and-language (V&L) tasks as well as on pure language tasks. However, fine-tuning the entire parameter set of pre-trained models becomes impractical since the model size is growing rapidly. Hence, in this paper, we introduce adapter-based parameter-efficient transfer learning techniques to V&L models such as VL-BART and VL-T5. We evaluate our methods in a unified multi-task setup on four diverse V&L tasks: VQA_{v2}, GQA, NLVR², and MSCOCO image captioning. With careful training and thorough experiments, we benchmark three popular adapter-based methods (Adapter, Hyperformer, Compacter) against the standard full fine-tuning and the recently proposed prompt-tuning approach. We also enhance the efficiency and performance of adapters by sharing their weights to attain knowledge across tasks. Our results demonstrate that training the adapter with the weight-sharing technique (4.4% of total parameters) can match the performance of fine-tuning the entire model. Lastly, we present a comprehensive analysis including the combination of adapter and task-specific prompts and the impact of V&L pre-training on adapters.¹

1. Introduction

Following the success in the language domain [4, 8, 24, 27, 35, 36], large-scale pre-training of vision-and-language (V&L) models has become a standard framework to tackle V&L tasks [6, 7, 18, 29, 41, 43]. In such frameworks, V&L models, which are usually the combination of the vision encoders and language models, are first pre-trained on large-scale unlabeled data, then fine-tuned for downstream V&L tasks. However, given that such models' size grows very rapidly nowadays, either pre-training or fine-tuning of the V&L model can still contribute to an unignorable,

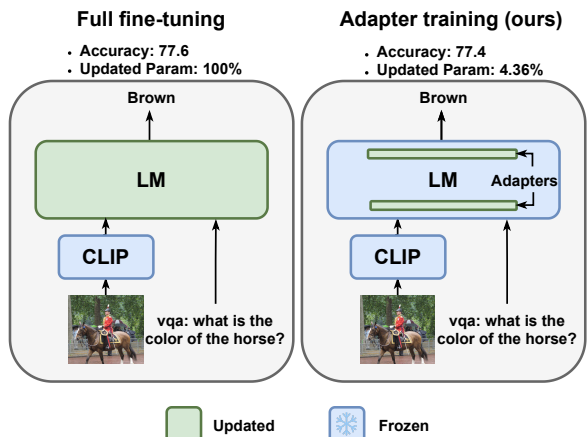


Figure 1. The comparison between using full fine-tuning and adapter training in V&L model on the VQA task. By updating the small parameters set of adapters, we can achieve the same level of performance of full fine-tuning.

large memory and storage cost. For instance, if we use GPT-3 [4] with 175B parameters as a V&L model backbone, we would need 700 GB of memory to store its entire parameters.² To address this problem, recently, several parameter-efficient training methods have been proposed [12, 16, 17, 20, 25, 30, 46]. Among them, the adapter [16] and its variants [20, 30] are widely used in the NLP domain and applied to different architectures. An adapter is a small module added to intermediate layers of the model (which is illustrated in Figure 2), and it allows only fine-tuning its small set of parameters but to still achieve the same level of performance as full fine-tuning (i.e., updating all parameters). Despite adapters having achieved success in text classification [16, 20, 30] and image-text alignment [2], to the best of our knowledge, no work has utilized this efficient method for the more challenging downstream V&L problems, such as visual question answering and image captioning. Besides the applications side, as mentioned above,

¹Our code is available at: https://github.com/yilsung/VL_adapter.

² $(175 \times 10^9) \times 4(\text{bytes}) \times \frac{1}{10^9}(\text{GB/bytes}) = 700(\text{GB})$

V&L models also usually cost more memory because they are the combination of the models of two sources. Hence, these observations motivate us to investigate the application of adapter-based parameter-efficient training techniques to V&L tasks.

We first motivate that fine-tuning (i.e., not freezing) the language model is crucial to achieving competitive performance on diverse downstream V&L tasks, and hence we focus on how to achieve this much more efficiently via different adapter methods and knowledge sharing across tasks. We analyze these parameter-efficient training techniques on a unified multi-task learning setup, and we benchmark different adapter [16, 20, 30] and prompt based methods [23]. For our V&L model, following Cho *et al.* [7], we adopt encoder-decoder language models (BART [24] and T5 [36]) that tackle multiple V&L tasks as text generation to avoid designing task-specific architectures. We use CLIP [33], a pretrained image-text alignment model, as our visual encoder (ResNet [14] from CLIP) for the ease of doing V&L pre-training. To inform the model about which task it is going to perform, we follow [7, 36] to add task-specific (text) prompts to the front of the input sentence (e.g., “vqa: [Q]” for VQA). We then insert adapter modules, such as Adapter [16], Hyperformer [20] and Compacter [30], to the model to perform parameter-efficient training. Hyperformer and Compacter are the recently proposed *state-of-the-art* approaches: Hyperformer improves the efficiency of adapters by generating their weights via a hyper-network, while Compacter reduces the parameters by utilizing Kronecker products and low-rank parameterization for the adapters’ weights. We also compare the adapter-based approaches against prompt-tuning [23], which adds trainable prompts to the input. We show the high-level concept of our work in Figure 1. Practically, the adapter training includes trainable weights of adapter modules, layer normalization layers, and the visual projection layer (see Section 3.1 and Figure 2 for more details). Since we tackle multiple tasks simultaneously, we also explore taking advantage of sharing information across tasks in adapters and prompts. In this work, we propose a simple approach to also enable adapters to learn both global and local information beyond a single task. Specifically, we make some of the trainable parameters to be shareable to learn cross-task information while reserving the rest of them for task-specific information. With this technique, the number of trainable parameters can be even further reduced.

We conduct our experiments and analysis on four diverse V&L tasks: VQAv2 [10], GQA [19], NLVR² [42], and MSCOCO captioning [5]. Overall, with proper training and tuning, the performance of the three adapter-based approaches closes the gap between which of full fine-tuning. In our experiments, Compacter doesn’t stand out in terms of efficiency since we remove the low-rank approximation

for trading performance. Hyperformer is more efficient than adapters, but we eventually show *our adapter training with the weight-sharing technique can achieve the same performance as full fine-tuning while only updating 4.4% of the full parameter set*. Next, we ablate the design of either fine-tuning or freezing the CLIP, and results show that the latter one has the best trade-off between performance and parameter efficiency. We also present a detailed analysis for understanding the contribution of each trainable component in adapters, as well as the different parameter-sharing mechanisms. We find that using one set of adapter modules across all the tasks attains the best results and accuracy-efficiency trade-off, showing the possibility of pursuing efficiency with simplicity (Fig. 4). Since most of the experiments are based on the pre-trained weights accompanied with the models (e.g., CLIP pre-trained weights for ResNet and BART pre-trained weights), we lastly demonstrate that the results of training adapters on top of V&L pre-trained weights can match or even exceed which of the full fine-tuning counterpart. We also report the results of comprehensive hyper-parameter search in the Appendix B, hoping them be useful for the related research about parameter-efficient training.

The main contributions of our work are: (1) the first work benchmarking different types of parameter-efficient training techniques (Adapter, Hyperformer and Compacter) for diverse, challenging downstream V&L tasks; (2) empirical demonstration of the adapters reaching the performance of full fine-tuning while updating only 4.4% of the parameters; (3) comprehensive analysis on the design of freezing CLIP, impact of different architectural components, weight-sharing techniques, task-specific prompts, and vision-language pretraining.

2. Related Work

Our research is built upon previous works about language models, V&L models, and parameter-efficient training. In this section, we introduce previous literature and discuss their similarities and difference with this work.

Language Model Pre-training. The workflow of pre-training and fine-tuning has become a popular paradigm for solving many downstream tasks in the NLP field. Several papers accordingly propose new architectures and objectives to model language, such as ELMo [32], BERT [8], RoBERTa [28], GPT series [4, 34, 35], and encoder-decoder versions such as BART [24] and T5 [36]. Comprehensive studies [36] have shown the effectiveness of the encoder-decoder model compared to other architectures. Hence, we choose BART and T5 as our text generative model.

V&L Pre-training. To tackle V&L tasks, most existing approaches combine respective models specialized for either pure language or pure vision tasks as a V&L model.

ViLBERT [29], UNITER [6] and LXMERT [43] use the faster R-CNN [39] object detector to extract the bottom-up [1] features from the image, and provide them with text features to a cross-modality transformer to solve visual question answering and image-text alignment tasks. Cho *et al.* [7] adopt encoder-decoder language models [24, 36] to generalize V&L tasks to text generation with a task-agnostic architecture, which combines R-CNN and T5 (or BART). In practice, the R-CNN is usually frozen in most of the V&L models because the end-to-end training of the R-CNN and language models is unstable. This prevents the R-CNN, which is trained to solve object detection, adapting its weights to V&L tasks. PixelBERT [18] replaces R-CNN to plain ResNet [14], and demonstrates the advantage to include the vision model into training. Inspired by the success of pre-training with web-scale unlabeled data in the NLP field, Radford *et al.* [33] propose CLIP to show the success can be transferred to the V&L field. With the pre-training on 400 million image-text pairs, CLIP has a rich cross-modal representation and can solve a wide range of tasks without additional supervision. CLIP-ViL [41] takes advantage of using the cross-modal CLIP (ResNet or ViT [9]), and it also explores enhancing the performance by end-to-end training the visual model with Transformers.

Although language models are tuned for downstream tasks in prior works, some recent research [44, 45] attempts to freeze large language models (e.g. GPT-3) to achieve zero-shot learning for V&L tasks. This line of research focuses on how to map images to the inputs that the language model can make use of. Frozen [44] achieves this by jointly training an NF-ResNet-50 [3] and frozen GPT-3 with the Conceptual Captioning dataset [40]. Instead of aligning images to text features, Yang *et al.* [45] directly utilize a pre-trained image captioner to transform images to texts, which is a useful resource for a language model, and they demonstrate the effectiveness of this framework on visual question answering tasks. Our V&L model is the combination of CLIP and BART (or T5). We conduct thorough ablations to test the performance of four different training scenarios: all possible pairs of training or freezing the CLIP and BART. The results in Section 5.2 show that fine-tuning (i.e., not freezing) the language model is crucial to achieving competitive performance on diverse downstream V&L tasks, which is why we focus on how to achieve this much more efficiently via different adapter methods and knowledge sharing across tasks. Our results also show that training the BART model only has the best trade-off between performance and parameter efficiency, hence even though the architecture is end-to-end trainable, we decide to freeze the CLIP to fulfill our goal of parameter-efficient training.

Parameter-Efficient Training. As recent models grow in size rapidly, updating them in parameter-efficient ways becomes crucial. Recently, three types of methods have been

proposed: (1) only training on newly added trainable parameters (added either to the input or model) [16, 20, 23, 25, 30]; (2) sparsely updating small number of parameters of the model [12, 46] (3) low-rank parameterization the changing of the weights [17]. There is also some recent research that combines the three types of approaches to propose a unified parameter-efficient training framework [13, 31]. Among these approaches, adapters, which belong to the first category, are widely used and are adapted to computer vision [37, 38] and natural language processing [16, 20, 30]. While adapters add additional parameters into models, prompt-based approaches instead add trainable parameters into the inputs [11, 23, 25], and experiments have shown their value in language tasks. Some concurrent works also extend the parameter-efficient techniques to CLIP models [2, 48, 49]. However, they mainly tackle image-text alignment problems, while in this paper we target more challenging downstream V&L tasks, such as visual question answering, visual reasoning, and image captioning. The typical usage of adapters is training them independently on different tasks. This training manner prevents these adapters from learning the shared information across tasks. In this paper, we find that making these convenient plug-and-play adapters shareable improves the performance of low resource dataset and make the overall trainable parameters smaller.

3. Methods

Our main contribution is to exploit adapter-based methods to efficiently fine-tune generative models in the multi-task setting. We explore several *state-of-the-art* variations of adapters (Adapter, Hyperformer, Compacter) on 4 V&L tasks and show that the vanilla adapters are the best among them. We further demonstrate that sharing adapters across tasks can boost the performance to match full fine-tuning results and further improve the parameter efficiency.

3.1. Unified Framework for V&L Tasks

We illustrate our V&L model in Figure 2(a). We follow [7] to unify V&L tasks to a text generation problem. Our V&L model is a combination of CLIP and BART (T5), and therefore, we name our base architecture CLIP-BART (CLIP-T5). To be more specific, assuming we have a pair of an image x^I and a sentence x^S (e.g. the question in VQA) as the input for our model, then our goal is to maximize the agreement between the model’s output and the text label of M tokens $\mathbf{y} = (y_1, y_2, \dots, y_M)$ (e.g. the ground truth answer in VQA). As for architectures, we use an encoder-decoder language model (parameterized by θ^L) as our main generative model. We connect a CLIP (parameterized by θ^V) and a visual projection layer (parameterized by $\theta^{V \rightarrow L}$; It projects the visual representation to the correct dimension for language model) to the model for extracting the visual

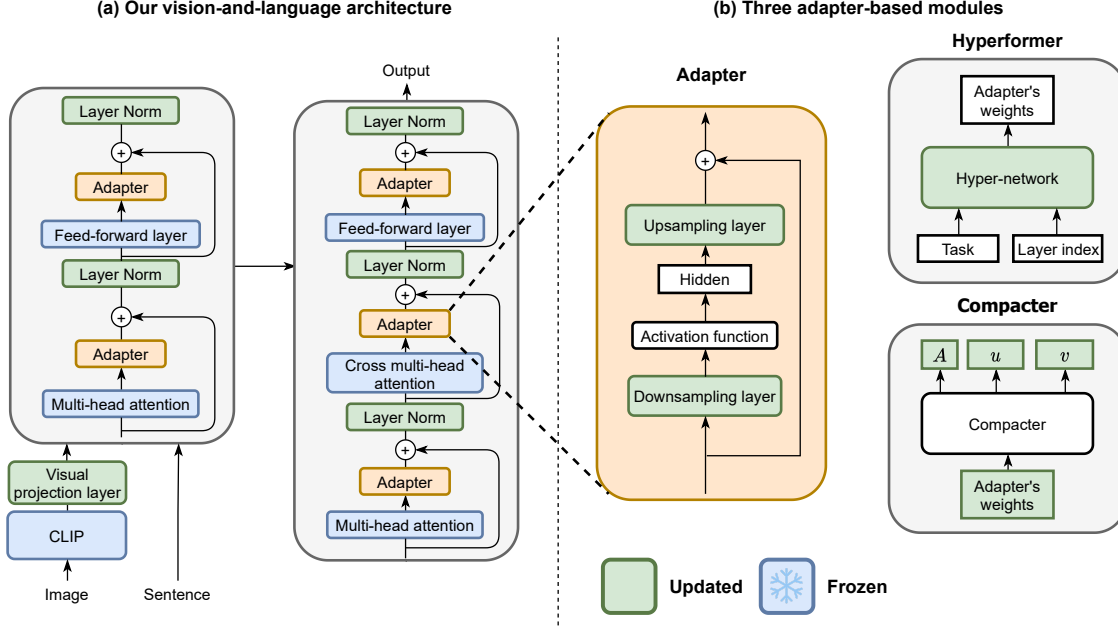


Figure 2. The model architecture for the unified V&L framework (left) and the illustration for three-adapter based modules (right). We use green color fill for trainable modules and blue color fill for frozen ones.

representation from input images and feed the concatenation of visual representation and sentence representation to the encoder-decoder model. The multi-head attention layers inside the encoder learn the cross-modality representations and the decoder utilizes them to generate the targeted text by maximizing its likelihood. Note that the sentence representation is the output of an embedding layer, and positional embeddings are added to both visual and sentence representation. For simplicity, we omit the notations for embedding layer and positional embedding since they can be viewed as part of θ^L and θ^V . With the datum and model's parameters, our goal is to minimize the cross entropy (CE) loss:

$$\begin{aligned}
 l(\mathbf{x}^I, \mathbf{x}^S, \mathbf{y}; \theta^L, \theta^V, \theta^{V \rightarrow L}) &= \text{CE}(f_{\theta^L}(\mathbf{x}^{V \rightarrow L}, \mathbf{x}^S), \mathbf{y}) \\
 &= - \sum_{i=1}^M y_i \log(f_{\theta^L}(\mathbf{x}^{V \rightarrow L}, \mathbf{x}^S)_i)
 \end{aligned} \tag{1}$$

where f_{θ} denotes a function parameterized by θ , and $\mathbf{x}^{V \rightarrow L}$ is the projected visual representation, namely, $\mathbf{x}^{V \rightarrow L} = f_{\theta^{V \rightarrow L}}(f_{\theta^V}(\mathbf{x}^I))$.

We next introduce our multi-task setup for the unified generative model. Benefiting from the unified format, we can construct a universal dataset \mathcal{D} from N given V&L datasets, $\mathcal{D}_1, \mathcal{D}_2, \dots, \mathcal{D}_N$. Thus, we optimize our param-

eters by minimizing the averaging loss of datum in \mathcal{D} :

$$\begin{aligned}
 \mathcal{L}(\mathcal{D}; \theta^L, \theta^V, \theta^{V \rightarrow L}) &= \sum_{(\mathbf{x}^I, \mathbf{x}^S, \mathbf{y}) \in \mathcal{D}} l(\mathbf{x}^I, \mathbf{x}^S, \mathbf{y}; \theta^L, \theta^V, \theta^{V \rightarrow L})
 \end{aligned} \tag{2}$$

Our trainable parameters are the union of θ^L , θ^V , and $\theta^{V \rightarrow L}$. As deep learning models grow rapidly in recent times, updating and storing the whole parameters of either visual or language models can be inefficient. Thus, this motivates us to introduce adapter-based approaches into V&L models for parameter-efficient tuning.

3.2. Adapters for V&L Models

Adapters. Figure 2(b) left. Adapters [16] are sub-networks with small parameters that are inserted after every attention and feed-forward layer in a model. With adapters, models learn downstream tasks by only updating the small number of parameters in adapters. Adapters consist of a pair of downsampling and upsampling layers, and a residual connection from input to output is also added. To be more specific, we denote the input feeding to the adapter as $\mathbf{x} \in \mathbb{R}^{d_i}$, and the weight matrices for downsampling and upsampling layers to be $\theta^D \in \mathbb{R}^{d_i \times d}$ and $\theta^U \in \mathbb{R}^{d \times d_i}$, where d_i and d are the input and hidden dimension respectively. The mechanism of adapters is defined as:

$$h = f_{\theta^U}(\sigma(f_{\theta^D}(\mathbf{x}))) + \mathbf{x} \tag{3}$$

where $\sigma(\cdot)$ is an activation function, and we use GELU [15] in this paper. With adapters, the parameter complexity (i.e.,

the number of added parameters) is $\mathcal{O}(d_i d)$, and it usually is $2 \sim 3\%$ of the whole model’s parameters. Note that all the layer normalization layers are also updated to adapt to the data distribution of downstream data.

Hyperformers. Figure 2(b) top-right. The typical usage of adapters is that separately training one adapter for one task. In that fashion, adapter modules are independent across tasks, preventing the possibility of reducing the required parameters by sharing the weights for similar tasks. Hence, in order to make the adapter module even more efficient, we extend the Hyperformer [20] to a V&L architecture. More specifically, we maintain a hyper-network that is shared over tasks to generate the adapters’ weights conditioned on the task and the index of the layer. Suppose we have N_T tasks at hands, the number of layers of the model is N_L , and we can use $\mathbf{t}_1, \mathbf{t}_2, \dots, \mathbf{t}_{N_T} \in \mathbb{R}^{d_e}$ and $\mathbf{l}_1, \mathbf{l}_2, \dots, \mathbf{l}_{N_L} \in \mathbb{R}^{d_e}$ to represent their d_e dimensional embeddings. Hyperformer is composed of a two-layer task projector network $\theta^T \in \mathbb{R}^{d_e \times 2 \times d_p}$ and the hyper-network $\theta^H \in \mathbb{R}^{d_p \times (2 \times d \times d_i)}$, which aims to generate the weights for the upsampling and downsampling layer in adapters based on the projected embedding. Without loss of generality, to generate the adapter’s weights in the i^{th} layer for j^{th} task, the generation process is:

$$[\theta^D, \theta^U] = f_{\theta^H}(f_{\theta^T}([\mathbf{t}_j, \mathbf{l}_i])) \quad (4)$$

where $[\cdot]$ is concatenation. We demonstrate the concept of Hyperformer in a high-level way at the right of Figure 2. Note that to save memory with Hyperformer, we need the number of trainable parameters of Hyperformer is smaller than that of adapters, namely, $|\theta^H| + |\theta^T| < N_T N_L (|\theta^U| + |\theta^D|)$. In general, we have $|\theta^T| \lll |\theta^H|$, so we can further induce the proper range of d_p , which is $d_p < N_T N_L$.

Compacters. Figure 2(b) bottom-right. Although adapters have attained great success on parameter-efficient training, they still have redundant parameters and usually underperform full fine-tuning. Compacter hence is introduced by [30] to solve the issues with the matrix decomposition and parameter sharing, and eventually, Compacter has been shown to have a better trade-off between performance and efficiency compared to adapters. In the following, we demonstrate the mechanism of Compacter with the weights of the downsampling layer. First, Compacter introduces *parameterized hypercomplex multiplication layers* (PHM layers) [47], whose parameters are the decomposition of the $\theta^D \in \mathbb{R}^{d_i \times d}$ to the sum of k Kronecker products:

$$\theta^D = \sum_{i=1}^k A_i \otimes B_i \quad (5)$$

where $A_i \in \mathbb{R}^{k \times k}$, $B_i \in \mathbb{R}^{\frac{d_i}{k} \times \frac{d}{k}}$. The parameter complexity of the PHM layer is $\mathcal{O}(\frac{d_i d}{k})$, reducing the cost by at most

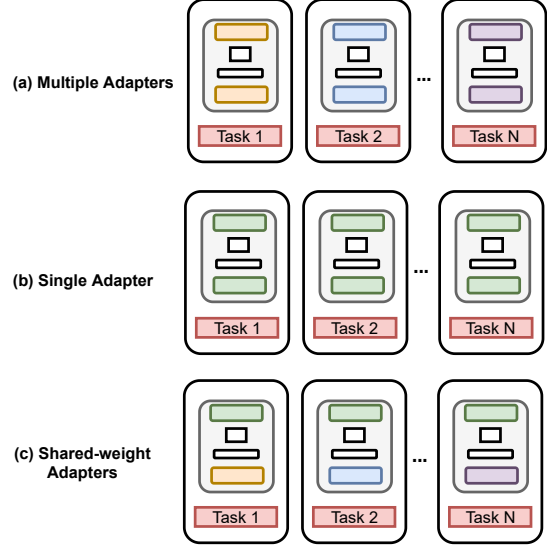


Figure 3. The illustration of different types of sharing mechanism. Modules that have the same color are shared.

$\frac{1}{k}$. To further improve the efficiency of PHM layers, Compacter shares the parameters of a smaller matrix A_i across all layers, and decomposes the bigger matrix B_i even more with low-rank parameterization. Specifically, the matrix B_i is approximated to be a low-rank matrix, which is the product of two low-rank matrices, $\mathbf{u}_i \in \mathbb{R}^{\frac{d_i}{k} \times r}$ and $\mathbf{v}_i \in \mathbb{R}^{r \times \frac{d}{k}}$, where r is the matrix’s rank. This results in the *low-rank parameterized hypercomplex multiplication layer* (LPHM):

$$\theta^D = \sum_{i=1}^k A_i \otimes B_i = \sum_{i=1}^k A_i \otimes (\mathbf{u}_i \mathbf{v}_i) \quad (6)$$

Empirically, $r = 1$ is sufficient to achieve competitive performance, deriving the complexity of the LPHM layer to be $\mathcal{O}(\frac{d+d_i}{k})$. Nevertheless, we find sharing matrix and low-rank decomposition in LPHM layers both severely hurt the performance of V&L tasks, so we remove them and use the PHM layers instead.

Shared-Weight Adapters. Figure 3. Inspired by Hyperformer, we explore sharing information across N_T tasks in vanilla adapters with the weight-sharing technique. We denote $\Theta = \{\Theta^D, \Theta^U\}$, is the collection of all inserted adapter modules’ weights in the model, and Θ^D (Θ^U) is the subset that only includes downsampling (upsampling) layers in adapters. As we have mentioned earlier, adapters are trained independently, so we have unique $\{\Theta_i^D, \Theta_i^U\}$ for the i^{th} task. To enable the adapter to learn cross-task information, we make part of the weights of the adapter to be shareable. For instance, we can make Θ_i^D equal to Θ_j^D ($i \neq j$), and the rest of parameters (Θ_i^U) can still learn the task-specific information for the i^{th} task. Note that we also consider the extreme case that using one set of adapters for

all tasks ($\Theta_i = \Theta_j$). The different weight-sharing mechanisms are illustrated in Figure 3.

Where to Add Adapters? Recall that our goal is to apply adapters into V&L models to efficiently update their parameters. Since our architecture is composed of visual and language models, it’s expected to inject adapter layers into both of them. However, we observe that even fully fine-tuning the whole model doesn’t bring much improvement compared to solely updating the language one (results are displayed in Section 5.2). Since freezing the CLIP has the best trade-off between performance and parameter efficiency, we eventually don’t add adapter layers into it.

Multi-task Adapter Variants. We consider several approaches to use adapters. Since we are in a multi-task setting, the first two straightforward methods are training adapters and Compacter per task, and we call **Multiple Adapters** and **Multiple Compacters** (illustrated in Figure 3(a)). To enable the adapters to learn information across tasks, we utilize weight-sharing techniques mentioned in Section 3.2 to form **Shared-weight Adapters**, illustrated in Figure 3(c). Notably, we can form the two types of Shared-weight Adapters by sharing either upsampling layers or downsampling layers. However, we use Shared-weight Adapters to represent the adapters with sharing upsampling layers since they have almost no differences in terms of accuracy and efficiency. We also consider the extreme case to train multiple tasks with one set of adapter layers, and this brings **Single Adapter** and **Single Compacter** (refer to Figure 3(b) for details). Lastly, we have **Hyper-former** which essentially shares information from multiple tasks. Note that we also update $\theta^{V \rightarrow L}$ (1.14% of parameters) and all layer normalization (0.04% of parameters) in the language model. We freeze the output layer, whose weights are tied with word embeddings, because it occupies about 30% of the language model’s parameters, and updating it doesn’t come with a performance boost.

4. Experimental Setup

Datasets. We evaluate our models on four V&L datasets: VQAv2 [10] and GQA [19] for visual question answering, NLVR² [42] for visual reasoning, and MSCOCO [5] for image captioning. We follow VL-T5 [7] to use Karpathy split [21] to split COCO images to 113,287 / 5,000 / 5,000 for train/validation/test (used in VQA and COCO captioning). Next, we introduce the detail and statistics of the datasets. VQAv2 balances the answer distribution for the yes/no questions to force the model to put more attention to images. The Karpathy split [21] splits the VQA dataset into 605,102 / 26,729 / 26,280 image and question pairs for train / validation / test set. GQA is a diverse dataset with the characteristics of real-world reasoning, scene understanding, and compositional question answering. The

data is split into three sets: train, val, and test-dev, and they have 943,000, 132,062, and 12,578 questions, respectively. The task of NLVR² is to determine the correctness of a natural language description based on a pair of images, and the three splits: train, val, and test-P split consist of 86,373, 6,982, and 6,967 sentences, respectively. For COCO captioning, our models learn to generate a textual description given input images. MSCOCO contains 5 reference captions per image. Therefore, following the Karpathy split [21], we have 566,747 captions for the training set.

Architecture Details. We follow [7] to combine vision encoder and an encoder-decoder language model to deal with the unified text generation problems. We use ResNet101 as our vision encoder, and initialize it with CLIP [33] pre-trained weights. Input images are resized to 224×224 for the memory efficiency. We extract the 7×7 grid features produced by the last convolutional layer, and apply adaptive max-pooling over the features for downsampling then to 6×6 for a fair comparison to [7]. In addition, we choose BART_{base} [24] as our main encoder-decoder language model, but we also extend the studies to T5_{base} [36]. We use CLIP-BART and CLIP-T5 for representing these two V&L architectures.

Training and Evaluation. We perform an extensive hyperparameter search for our models. See Appendix B for details. We use AdamW to train the model unless we additionally specify and apply a linear decay scheduler. We train the models for 20 epochs for each task, and we warm up the learning rate from 0 to peak learning rate in the first 2 epochs. The batch size is set to 500 for CLIP-BART and 250 for CLIP-T5, and the total training time is about 20 hours and 40 hours for CLIP-BART and CLIP-T5 with one A6000 GPU (48G memory), respectively. We select the last checkpoint for evaluation and report the evaluation score of the four tasks as well as the average score in our experiments. The percentage of updated parameters is also reported as the metric for approaches’ efficiency, and we don’t take visual encoder into computation since it’s frozen.

5. Results and Analysis

5.1. Multi-Task Parameter-Efficient Fine-Tuning

Next, we move to our main experiments about applying parameter-efficient training techniques for V&L models. We note that the techniques are only used for the language model as we mentioned in Section 3.2. Besides the adapter-based methods and full fine-tuning, we also consider prompt-tuning [23], which concatenates trainable parameters to the inputs while keeping the model unmodified. In this case, we also have two variants, **Single Prompt-Tuning** and **Multiple Prompt-Tuning**, where the former one uses the same prompt for multiple tasks while the latter one has one prompt for each task respectively. The prompts

Method	Updated Params (%)	VQA Karpathy test Acc. (%)	GQA test-dev Acc. (%)	NLVR ² test-P Acc. (%)	COCO Cap. Karpathy test CIDEr	Avg.
VL-BART [7]	100.00	67.8	57.3	72.3	109.4	76.7
CLIP-BART						
+ Full fine-tuning	100.00	67.6	56.7	73.0	112.9	77.6
+ Multiple Adapters	12.22	65.4	54.0	69.8	114.3	75.9
+ Shared-weight Adapters	8.36	65.2	53.4	71.2	113.7	75.9
+ Single Adapter	4.36	65.9	54.5	74.2	114.9	77.4
+ Hyperformer	5.79	65.1	53.4	72.3	114.6	76.4
+ Multiple Compacters	7.02	64.6	53.4	69.1	116.0	75.8
+ Single Compacter	2.67	64.2	53.3	71.7	114.1	75.8
+ Multiple Prompts	4.53	43.8	38.1	51.1	104.6	59.4
+ Single Prompt	2.00	44.0	36.3	51.8	103.9	59.0

Table 1. The multi-task evaluation results on VQA, GQA, NLVR² and COCO Caption between full fine-tuning, adapter-based approaches, prompt-tuning, and VL-BART. We bold the highest scores separately for approaches which are with or without parameter-efficient training techniques. Note that we don’t use V&L pre-training for every model.

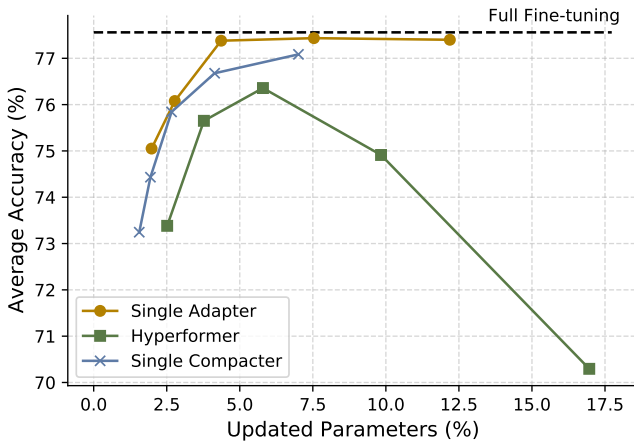


Figure 4. The comparison of three adapter-based approaches over the different percentages of updated parameters. We adjust the hidden dimension d to attain the model with different sizes.

are only added to the input of the encoder because we don’t see improvement when the prompts are also added for the decoder. In the next few paragraphs, we separately introduce the results in Table 1 and their takeaways.

Different Visual Representations. We compare the results of CLIP-BART and VL-BART (w/o pre-training) and find out there is a small improvement with using CLIP features over R-CNN features (77.6 vs. 76.7). Note that our CLIP also uses images with a smaller size (224×224 vs. 800×1333), so the result proves the effectiveness of pre-trained cross-modality features.

Single Adapter Performing the Best. We observe that the vanilla adapter is the most competitive architecture among the three types of adapter variants. We find Shared-weight

Method	VQA	GQA	NLVR ²	COCO Cap.	Avg.
CLIP-T5					
+ Full fine-tuning	67.3	56.5	75.4	113.1	78.1
+ Single Adapter	67.6	56.2	73.9	111.8	77.4

Table 2. Results of Single Adapter & Full fine-tuning on CLIP-T5.

Adapters perform on par with Multiple Adapters with fewer parameters, and the Single Adapter’s performance is as competitive as which of the full fine-tuning (77.4 vs. 77.6). The performance boost of Share-weight Adapters and Single Adapter mainly comes from a smaller dataset, NLVR², and this demonstrates that information sharing benefits the low resource tasks. We next turn to the results of Hyperformer and Compacter. The Hyperformer shares the information across tasks in the hyper-network and thus resulting in that it’s more parameter-efficient than the Multiple Adapters (12.22% vs. 5.79%). However, Single Adapter still outperforms Hyperformer in terms of its parameter-efficiency (4.36% vs. 5.79%) and effectiveness (77.4 vs. 76.4). The optimization of hyper-network is harder and it might be one of the reasons to produce this outcome. Compared to Adapter, Compacter doesn’t stand out in our experiments. We hypothesize the reason causing the outcomes is: our BART model is pre-trained on pure language tasks, and we would like to adapt the model to perform on V&L tasks. Nevertheless, the assumption of Kronecker products might be too restrictive, so that Compacter fails to overcome the huge discrepancy between tasks. To have a complete comparison between three adapter-based approaches, in Figure 4, we show their performance over the different percentages of updated parameters. We observe that Single Adapter, despite its simple architecture, achieves the best accuracy-efficiency trade-off. Lastly, we transfer the best

	fine-tuning BART	frozen BART
fine-tuning CLIP	65.6	39.4
frozen CLIP	64.7	39.1

Table 3. The VQA results of all possible pairs of full fine-tuning or freezing the CLIP and BART. Note that we only train the visual project layer ($\theta^{V \rightarrow L}$) in “frozen CLIP + frozen BART”.

setting of the Single Adapter to CLIP-T5 and show the results in Table 2. Note that we use a larger hidden dimension for adapters in this case, and the percentage of updated parameters is 7.98%. The results conclude that the Single Adapter still attains a promising accuracy-efficiency trade-off in T5. We leave the results of adding other approaches into T5 in the Appendix B.2.

Prompt-tuning vs. Adapters. In general, prompt-tuning doesn’t perform well in our experiments. The reason might be similar to Compacter’s: because the pre-trained tasks and downstream tasks are dissimilar, the model cannot adapt to the distribution of new datasets with few parameters. Also, prompt-based approaches don’t update the layer normalization layers for adapting distribution. The results might be better for the prefix-tuning [25] (add prompts to hidden states as well) approach, but we leave this in future work.

5.2. Training or Freezing Visual Encoder

Because the use of CLIP enables the whole model to be end-to-end trainable with stability [41], we conduct ablations to test the performance of four different training scenarios: all possible pairs of training (full fine-tuning) or freezing the CLIP and BART. Every combination is trained and evaluated on VQA. We apply the training tricks³ used in [18,41] and report the results in Table 3. The results show that there is only 1% improvement with adding the CLIP into training. Given this outcome, the advantage of adding adapters into CLIP over keeping it frozen is limited. Therefore, we have determined to freeze the CLIP consistently to save memory, and this also ideally fits our purpose to train models efficiently. We also report the result of our version of “Frozen”⁴ [44], where we freeze BART and only fine-tune CLIP. However, the accuracy of 39.4 (in Table 3) is far from which of updating BART, suggesting that fine-tuning language model is still necessary.

5.3. Ablations and Analysis

In the following paragraphs, we sequentially present our ablation studies and analysis on (1) the contribution of different modules. (2) adapters with task-specific prompts. (3)

³We have our best jointly training model with a 1×10^{-6} learning rate and the SGD optimizer on vision encoder while 1×10^{-4} and the AdamW optimizer for the rest of the model.

⁴However, unlike Frozen using both captioning and VQA data, we only use the latter in our experiments.

Method	VQA	GQA	NLVR ²	COCO Cap.	Avg.
$\theta^{V \rightarrow L}$ only	32.2	25.6	52.1	78.5	47.1
$\theta^{V \rightarrow L}$ + Layer Norm	49.5	40.1	52.4	109.6	62.9
Single Adapter	65.9	54.5	74.2	114.9	77.4

Table 4. Ablation on adding components while adapter training.

Method	VQA	GQA	NLVR ²	COCO Cap.	Avg.
CLIP-BART					
- w/o prompt	66.7	56.5	73.2	112.4	77.2
- w/ prompt	67.6	56.7	73.0	112.9	77.6
CLIP-BART + Single Adapter					
- w/o prompt	65.1	53.9	72.7	115.6	76.8
- w/ prompt	65.9	54.5	74.2	114.9	77.4

Table 5. Ablation results of adding task-specific prompts.

effect of V&L pre-training on adapters.

Contribution of Modules ($\theta^{V \rightarrow L}$, Layer Norm). Recall that our adapter training not only includes the adapters’ modules but layer normalization layers and the visual projection layer $\theta^{V \rightarrow L}$. To have a better understanding of the contribution to the accuracy of adapters, we conduct the ablation studies to gradually add trainable modules and compare their results in Table 4. We observe that only updating $\theta^{V \rightarrow L}$ produces insufficient results, suggesting the need to update the language model partially. We do find a considerable improvement with updating layer normalization layers, but the accuracy is still behind that of the full fine-tuning greatly, and this result also displays the effectiveness of adapters. We note that this finding deviates from the conclusion in [2], where updating layer normalization layer is comparable or even better than training adapters inside CLIP for the image classification task.

Adapters with Task-specific Prompts. We experiment to remove task-specific prompts before the input sequence, namely, from “[task]: [input]” to “[input]”, where [task] is vqa, gqa, nlvr or caption. The ablation is only for the approaches using one set of parameters for multi-tasking, such as full fine-tuning and Single Adapter. We exclude Hyperformer in this experiment since we follow the original implementation to remove all prompts and use task embedding as the condition. The results of whether using task-specific prompts are displayed in Table 5. We find that using prompts can improve performance, and improvement likely comes from resolving the confusion between tasks. However, the model still performs well without prompts. We hypothesize the data distribution between tasks is large enough for the model to understand to treat them differently, so the added prompts might become redundant. For example, there is no text input in MSCOCO while there are two input images in NLVR². Hence, the model could distinguish tasks via these kinds of data properties.

Method	VQA	GQA	NLVR ²	COCO Cap.	Avg.
VL-BART [7]	69.1	59.0	73.3	111.5	78.2
CLIP-BART					
+ Full fine-tuning	69.2	57.5	75.0	112.1	78.5
+ Single Adapter	69.4	58.1	73.7	115.7	79.2

Table 6. The fine-tuning results of full fine-tuning and Single Adapter after pre-training on V&L tasks first.

Effect of V&L Pre-training on Adapters. Since this work is pursuing low-cost training, most of our experiments are based on the weights without V&L pre-training. This results in a performance gap between the approaches in this paper and *state-of-the-art* ones. We thus also explore if the adapter training can take advantage of V&L pre-trained weights. We follow [41] to pre-train on COCO [26] and VG [22] images with multi-modal language modeling, visual question answering, and image-text matching. We exclude the referring tasks (grounded captioning and visual grounding) because they need bounding box information, which can not be obtained using CLIP. The training details are left in the appendix. Table 6 shows the fine-tuning results with V&L pre-training. In this case, the Single Adapter even is more competitive than full fine-tuning with only a few parameters being trained, suggesting that the adapters work well in different kinds of pre-trained weights.

6. Discussion and Conclusion

We conduct comprehensive studies on evaluating three adapter-based approaches on four challenging V&L tasks. We employ a unified format and architecture to solve the tasks in a multi-tasking setup. With a thorough hyperparameter search, we benchmark the performance of those methods and find the Single Adapter, which is a shared-weight vanilla adapter, attains the best results in terms of accuracy, efficiency, and simplicity. We also perform the ablation studies about understanding the contribution of different trainable modules, adapters with task-specific prompts, and the effect of V&L pre-training to adapters.

Next, we discuss some limitations of this work. We have done thorough experiments on the four V&L tasks with our proposed CLIP-BART and CLIP-T5. However, the different architectures have their own best hyper-parameters, and the data distribution is varied across tasks, so our results and findings might not be able to generalize to some new tasks. Furthermore, we have presented the three popular and *state-of-the-art* adapter variants as benchmarks in this paper, but they cannot represent all the adapter-based approaches.

Acknowledgments

We thank Hyounghun Kim, Gedas Bertasius and Hao Tan for their helpful discussions. This work was sup-

ported by ARO Award W911NF2110220, and ONR Grant N000141812871, and Google Focused Research Award. The views, opinions, and/or findings contained in this article are those of the authors and not of the funding agency.

References

- [1] Peter Anderson, Xiaodong He, Chris Buehler, Damien Teney, Mark Johnson, Stephen Gould, and Lei Zhang. Bottom-up and top-down attention for image captioning and visual question answering. *2018 IEEE/CVF Conference on Computer Vision and Pattern Recognition*, pages 6077–6086, 2018. 3
- [2] Anonymous. How to adapt your large-scale vision-and-language model. In *Submitted to The Tenth International Conference on Learning Representations, 2022*. under review. 1, 3, 8
- [3] Andy Brock, Soham De, Samuel L Smith, and Karen Simonyan. High-performance large-scale image recognition without normalization. In *Proceedings of the 38th International Conference on Machine Learning*, pages 1059–1071. PMLR, 18–24 Jul 2021. 3
- [4] Tom B. Brown, Benjamin Mann, Nick Ryder, Melanie Subbiah, Jared Kaplan, Prafulla Dhariwal, Arvind Neelakantan, Pranav Shyam, Girish Sastry, Amanda Askell, Sandhini Agarwal, Ariel Herbert-Voss, Gretchen Krueger, Tom Henighan, Rewon Child, Aditya Ramesh, Daniel M. Ziegler, Jeffrey Wu, Clemens Winter, Christopher Hesse, Mark Chen, Eric Sigler, Mateusz Litwin, Scott Gray, Benjamin Chess, Jack Clark, Christopher Berner, Sam McCandlish, Alec Radford, Ilya Sutskever, and Dario Amodei. Language models are few-shot learners. *CoRR*, abs/2005.14165, 2020. 1, 2
- [5] Xinlei Chen, Hao Fang, Tsung-Yi Lin, Ramakrishna Vedantam, Saurabh Gupta, Piotr Dollár, and C. Lawrence Zitnick. Microsoft COCO captions: Data collection and evaluation server. *CoRR*, abs/1504.00325, 2015. 2, 6
- [6] Yen-Chun Chen, Linjie Li, Licheng Yu, Ahmed El Kholy, Faisal Ahmed, Zhe Gan, Yu Cheng, and Jingjing Liu. Uniter: Universal image-text representation learning. In *ECCV*, 2020. 1, 3
- [7] Jaemin Cho, Jie Lei, Hao Tan, and Mohit Bansal. Unifying vision-and-language tasks via text generation. In *Proceedings of the 38th International Conference on Machine Learning*, volume 139, pages 1931–1942. PMLR, 18–24 Jul 2021. 1, 2, 3, 6, 7, 9
- [8] Jacob Devlin, Ming-Wei Chang, Kenton Lee, and Kristina Toutanova. Bert: Pre-training of deep bidirectional transformers for language understanding. In *NAACL*, 2019. 1, 2
- [9] Alexey Dosovitskiy, Lucas Beyer, Alexander Kolesnikov, Dirk Weissenborn, Xiaohua Zhai, Thomas Unterthiner, Mostafa Dehghani, Matthias Minderer, Georg Heigold, Sylvain Gelly, Jakob Uszkoreit, and Neil Houlsby. An image is worth 16x16 words: Transformers for image recognition at scale. In *International Conference on Learning Representations*, 2021. 3
- [10] Yash Goyal, Tejas Khot, Douglas Summers-Stay, Dhruv Batra, and Devi Parikh. Making the v in vqa matter: Elevating

- the role of image understanding in visual question answering. *2017 IEEE Conference on Computer Vision and Pattern Recognition (CVPR)*, pages 6325–6334, 2017. [2](#), [6](#)
- [11] Yuxian Gu, Xu Han, Zhiyuan Liu, and Minlie Huang. Ppt: Pre-trained prompt tuning for few-shot learning. *ArXiv*, abs/2109.04332, 2021. [3](#)
- [12] Demi Guo, Alexander Rush, and Yoon Kim. Parameter-efficient transfer learning with diff pruning. In *Proceedings of the 59th Annual Meeting of the Association for Computational Linguistics and the 11th International Joint Conference on Natural Language Processing (Volume 1: Long Papers)*, pages 4884–4896, Online, Aug. 2021. Association for Computational Linguistics. [1](#), [3](#)
- [13] Junxian He, Chunting Zhou, Xuezhe Ma, Taylor Berg-Kirkpatrick, and Graham Neubig. Towards a unified view of parameter-efficient transfer learning. *CoRR*, abs/2110.04366, 2021. [3](#)
- [14] Kaiming He, Xiangyu Zhang, Shaoqing Ren, and Jian Sun. Deep residual learning for image recognition. In *Proceedings of the IEEE conference on computer vision and pattern recognition*, pages 770–778, 2016. [2](#), [3](#)
- [15] Dan Hendrycks and Kevin Gimpel. Bridging nonlinearities and stochastic regularizers with gaussian error linear units. *CoRR*, abs/1606.08415, 2016. [4](#)
- [16] Neil Houlsby, Andrei Giurgiu, Stanislaw Jastrzebski, Bruna Morrone, Quentin De Laroussilhe, Andrea Gesmundo, Mona Attariyan, and Sylvain Gelly. Parameter-efficient transfer learning for nlp. In *International Conference on Machine Learning*, pages 2790–2799. PMLR, 2019. [1](#), [2](#), [3](#), [4](#)
- [17] Edward J. Hu, Yelong Shen, Phillip Wallis, Zeyuan Allen-Zhu, Yuanzhi Li, Shean Wang, and Weizhu Chen. Lora: Low-rank adaptation of large language models. *CoRR*, abs/2106.09685, 2021. [1](#), [3](#)
- [18] Zhicheng Huang, Zhaoyang Zeng, Bei Liu, Dongmei Fu, and Jianlong Fu. Pixel-bert: Aligning image pixels with text by deep multi-modal transformers. *CoRR*, abs/2004.00849, 2020. [1](#), [3](#), [8](#)
- [19] Drew A Hudson and Christopher D Manning. Gqa: A new dataset for real-world visual reasoning and compositional question answering. *Conference on Computer Vision and Pattern Recognition (CVPR)*, 2019. [2](#), [6](#)
- [20] Rabeeh Karimi Mahabadi, Sebastian Ruder, Mostafa Dehghani, and James Henderson. Parameter-efficient multi-task fine-tuning for transformers via shared hypernetworks. In *Annual Meeting of the Association for Computational Linguistics*, 2021. [1](#), [2](#), [3](#), [5](#)
- [21] Andrej Karpathy and Li Fei-Fei. Deep visual-semantic alignments for generating image descriptions. *IEEE Transactions on Pattern Analysis and Machine Intelligence*, 39:664–676, 2017. [6](#)
- [22] Ranjay Krishna, Yuke Zhu, Oliver Groth, Justin Johnson, Kenji Hata, Joshua Kravitz, Stephanie Chen, Yannis Kalantidis, Li-Jia Li, David A. Shamma, Michael S. Bernstein, and Li Fei-Fei. Visual genome: Connecting language and vision using crowdsourced dense image annotations. *International Journal of Computer Vision*, 123:32–73, 2016. [9](#)
- [23] Brian Lester, Rami Al-Rfou, and Noah Constant. The power of scale for parameter-efficient prompt tuning. In *EMNLP*, 2021. [2](#), [3](#), [6](#), [11](#)
- [24] Mike Lewis, Yinhan Liu, Naman Goyal, Marjan Ghazvininejad, Abdelrahman Mohamed, Omer Levy, Veselin Stoyanov, and Luke Zettlemoyer. BART: Denoising sequence-to-sequence pre-training for natural language generation, translation, and comprehension. In *Proceedings of the 58th Annual Meeting of the Association for Computational Linguistics*, pages 7871–7880, Online, July 2020. Association for Computational Linguistics. [1](#), [2](#), [3](#), [6](#)
- [25] Xiang Lisa Li and Percy Liang. Prefix-tuning: Optimizing continuous prompts for generation. In *Proceedings of the 59th Annual Meeting of the Association for Computational Linguistics and the 11th International Joint Conference on Natural Language Processing (Volume 1: Long Papers)*, pages 4582–4597, Online, Aug. 2021. Association for Computational Linguistics. [1](#), [3](#), [8](#)
- [26] Tsung-Yi Lin, Michael Maire, Serge Belongie, James Hays, Pietro Perona, Deva Ramanan, Piotr Dollár, and C Lawrence Zitnick. Microsoft coco: Common objects in context. In *European Conference on Computer Vision*, pages 740–755. Springer, 2014. [9](#)
- [27] Yinhan Liu, Myle Ott, Naman Goyal, Jingfei Du, Mandar Joshi, Danqi Chen, Omer Levy, Mike Lewis, Luke Zettlemoyer, and Veselin Stoyanov. Roberta: A robustly optimized BERT pretraining approach. *CoRR*, abs/1907.11692, 2019. [1](#)
- [28] Yinhan Liu, Myle Ott, Naman Goyal, Jingfei Du, Mandar Joshi, Danqi Chen, Omer Levy, Mike Lewis, Luke Zettlemoyer, and Veselin Stoyanov. Roberta: A robustly optimized BERT pretraining approach. *CoRR*, abs/1907.11692, 2019. [2](#)
- [29] Jiasen Lu, Dhruv Batra, Devi Parikh, and Stefan Lee. Vilbert: Pretraining task-agnostic visiolinguistic representations for vision-and-language tasks. In *NeurIPS*, 2019. [1](#), [3](#)
- [30] Rabeeh Karimi mahabadi, James Henderson, and Sebastian Ruder. Compacter: Efficient low-rank hypercomplex adapter layers. In *Thirty-Fifth Conference on Neural Information Processing Systems*, 2021. [1](#), [2](#), [3](#), [5](#), [13](#)
- [31] Yuning Mao, Lambert Mathias, Rui Hou, Amjad Almahairi, Hao Ma, Jiawei Han, Wen-tau Yih, and Madian Khabsa. Unipelt: A unified framework for parameter-efficient language model tuning. *CoRR*, abs/2110.07577, 2021. [3](#)
- [32] Matthew E. Peters, Mark Neumann, Mohit Iyyer, Matt Gardner, Christopher Clark, Kenton Lee, and Luke Zettlemoyer. Deep contextualized word representations. In *NAACL*, 2018. [2](#)
- [33] Alec Radford, Jong Wook Kim, Chris Hallacy, Aditya Ramesh, Gabriel Goh, Sandhini Agarwal, Girish Sastry, Amanda Askell, Pamela Mishkin, Jack Clark, Gretchen Krueger, and Ilya Sutskever. Learning transferable visual models from natural language supervision. In *ICML*, 2021. [2](#), [3](#), [6](#)
- [34] Alec Radford and Ilya Sutskever. Improving language understanding by generative pre-training. In *arxiv*, 2018. [2](#)
- [35] Alec Radford, Jeffrey Wu, Rewon Child, David Luan, Dario Amodei, Ilya Sutskever, et al. Language models are un-

- pervised multitask learners. *OpenAI blog*, 1(8):9, 2019. [1](#), [2](#)
- [36] Colin Raffel, Noam Shazeer, Adam Roberts, Katherine Lee, Sharan Narang, Michael Matena, Yanqi Zhou, Wei Li, and Peter J. Liu. Exploring the limits of transfer learning with a unified text-to-text transformer. *Journal of Machine Learning Research*, 21(140):1–67, 2020. [1](#), [2](#), [3](#), [6](#)
- [37] Sylvestre-Alvise Rebuffi, Hakan Bilen, and Andrea Vedaldi. Learning multiple visual domains with residual adapters. In *NIPS*, 2017. [3](#)
- [38] Sylvestre-Alvise Rebuffi, Hakan Bilen, and Andrea Vedaldi. Efficient parametrization of multi-domain deep neural networks. *2018 IEEE/CVF Conference on Computer Vision and Pattern Recognition*, pages 8119–8127, 2018. [3](#)
- [39] Shaoqing Ren, Kaiming He, Ross B. Girshick, and Jian Sun. Faster r-cnn: Towards real-time object detection with region proposal networks. *IEEE Transactions on Pattern Analysis and Machine Intelligence*, 39:1137–1149, 2015. [3](#)
- [40] Piyush Sharma, Nan Ding, Sebastian Goodman, and Radu Soricut. Conceptual captions: A cleaned, hypernymed, image alt-text dataset for automatic image captioning. In *Proceedings of the 56th Annual Meeting of the Association for Computational Linguistics (Volume 1: Long Papers)*, pages 2556–2565, Melbourne, Australia, July 2018. Association for Computational Linguistics. [3](#)
- [41] Sheng Shen, Liunian Harold Li, Hao Tan, Mohit Bansal, Anna Rohrbach, Kai-Wei Chang, Zhewei Yao, and Kurt Keutzer. How much can CLIP benefit vision-and-language tasks? *CoRR*, abs/2107.06383, 2021. [1](#), [3](#), [8](#), [9](#)
- [42] Alane Suhr, Stephanie Zhou, Ally Zhang, Iris Zhang, Hua-jun Bai, and Yoav Artzi. A corpus for reasoning about natural language grounded in photographs. In *Proceedings of the 57th Annual Meeting of the Association for Computational Linguistics*, pages 6418–6428, Florence, Italy, July 2019. Association for Computational Linguistics. [2](#), [6](#)
- [43] Hao Tan and Mohit Bansal. Lxmert: Learning cross-modality encoder representations from transformers. In *EMNLP*, 2019. [1](#), [3](#)
- [44] Maria Tsimpoukelli, Jacob Menick, Serkan Cabi, S. M. Ali Eslami, Oriol Vinyals, and Felix Hill. Multimodal few-shot learning with frozen language models. *CoRR*, abs/2106.13884, 2021. [3](#), [8](#)
- [45] Zhengyuan Yang, Zhe Gan, Jianfeng Wang, Xiaowei Hu, Yumao Lu, Zicheng Liu, and Lijuan Wang. An empirical study of gpt-3 for few-shot knowledge-based vqa. *ArXiv*, abs/2109.05014, 2021. [3](#)
- [46] Elad Ben Zaken, Shauli Ravfogel, and Yoav Goldberg. Bitfit: Simple parameter-efficient fine-tuning for transformer-based masked language-models. *CoRR*, abs/2106.10199, 2021. [1](#), [3](#)
- [47] Aston Zhang, Yi Tay, SHUAI Zhang, Alvin Chan, Anh Tuan Luu, Siu Hui, and Jie Fu. Beyond fully-connected layers with quaternions: Parameterization of hypercomplex multiplications with $\frac{1}{n}$ parameters. In *International Conference on Learning Representations*, 2021. [5](#)
- [48] Renrui Zhang, Rongyao Fang, Peng Gao, Wei Zhang, Kunchang Li, Jifeng Dai, Yu Qiao, and Hongsheng Li. Tip-adapter: Training-free clip-adapter for better vision-language modeling. *ArXiv*, abs/2111.03930, 2021. [3](#)
- [49] Kaiyang Zhou, Jingkang Yang, Chen Change Loy, and Ziwei Liu. Learning to prompt for vision-language models. *ArXiv*, abs/2109.01134, 2021. [3](#)

In this appendix, we first explain our prompt-tuning experiment setup with details (Appendix A). Then we show the experimental results of the complete hyper-parameter search for the adapter-based and prompt-based techniques (Appendix B).

A. Details for Prompt-tuning

Prompt-tuning [23] adds trainable parameters to the encoder’s inputs for adapting those parameters for new tasks without changing the model. Specifically, we assume the input indices for generating prompts are $1, 2, \dots, N_p \in \mathbb{N}$, where N_p is the length of prompts. We next apply a three-layer neural network to transform the prompts embeddings to the correct dimension for the language model. The first layer is an embedding layer, parameterized by $\theta_E \in \mathbb{R}^{N_p \times d_i}$, and the rest of the two layers are parameterized by $\theta_D \in \mathbb{R}^{d_i \times d}$ and $\theta_U \in \mathbb{R}^{d \times d_i}$. Since the architecture of the prompt network is quite similar to the adapter module, we use the same notations as we used in adapters for simplicity. The mathematic form can be written as the following,

$$\begin{aligned} h &= f_{\theta_E}(p) \\ h_p &= f_{\theta^U}(\sigma(f_{\theta^D}(h))) \end{aligned} \tag{7}$$

where $p \in 1, 2, \dots, N_p$, h_p being the prompt of index p , and we use Tanh as the activation function. Next, we can combine the prompt embeddings with vision and sentence embedding, feed-forwarding to the model, and train them with backpropagation. The trainable parameters consist of the input prompts embeddings and the parameters of the three-layer neural network. Note that unlike in adapter modules that d is smaller than d_i for saving memory, d in the prompt network is sometimes greater than d_i since it is the main hyper-parameter to increase the number of trainable parameters. The length of the prompt N_p does not contribute much to the number of parameters since it only influences the embedding layer, which usually is a small layer. Thus, using longer prompts is a parameter-efficient method to train models. However, the memory usage would increase significantly with longer prompts due to the quadratic cost of attention layer on input lengths. For a fair comparison, we maximize N_p to use the same amount of memory as being used in adapter-based approaches (around 40 GB).

Method	Best Learning Rate	Updated Params (%)	VQA Karpathy test Acc. (%)	GQA test-dev Acc. (%)	NLVR ² test-P Acc. (%)	COCO Cap. Karpathy test CIDEr	Avg.
(A) Full fine-tuning	1×10^{-4}	100.00	67.6	56.7	73.0	112.9	77.6
(B) Multiple Adapters							
(B.1) - $d = 96$	3×10^{-4}	12.22	65.4	54.0	69.8	114.3	75.9
(B.2) - $d = 48$	1×10^{-3}	7.58	65.4	53.7	65.3	115.0	74.9
(C) Shared-weight Adapters ($d = 96$)							
(C.1) - sharing downsampling layers	3×10^{-4}	8.40	65.2	53.3	70.2	113.8	75.6
(C.2) - sharing upsampling layers	3×10^{-4}	8.36	65.2	53.4	71.2	113.7	75.9
(D) Single Adapter							
(D.1) - $d = 192$	1×10^{-3}	7.54	66.5	54.0	73.5	115.8	77.4
(D.2) - $d = 96$	1×10^{-3}	4.36	65.9	54.5	74.2	114.9	77.4
(D.3) - $d = 64$	1×10^{-3}	3.30	65.2	53.8	72.3	114.5	76.4
(D.4) - $d = 48$	1×10^{-3}	2.78	64.7	53.9	71.5	114.2	76.1
(D.5) - $d = 24$	1×10^{-3}	1.98	63.5	52.2	71.0	113.5	75.1
(F) Hyperformer							
(F.1) - $d = 96, d_p = 8$	1×10^{-3}	5.79	65.1	53.4	72.3	114.6	76.4
(F.2) - $d = 96, d_p = 4$ *	1×10^{-3}	3.87	65.0	53.2	51.1	114.9	71.0
(F.3) - $d = 48, d_p = 8$	1×10^{-3}	3.77	64.5	52.5	71.3	114.3	75.7
(G) Multiple Compacters ($d = 48$)							
(G.1) - w/ sharing weights, w/ low-rank param. ($r = 1$), $k = 1$	1×10^{-3}	1.381	50.8	41.6	53.5	104.9	62.7
(G.2) - w/ sharing weights, w/ low-rank param. ($r = 1$), $k = 4$	1×10^{-3}	1.381	52.6	43.5	54.0	111.6	65.4
(G.3) - w/ sharing weights, w/ low-rank param. ($r = 1$), $k = 8$	1×10^{-3}	1.382	52.2	42.4	58.3	109.8	65.7
(G.4) - w/ sharing weights, w/ low-rank param. ($r = 1$), $k = 12$	1×10^{-3}	1.383	53.9	43.7	60.4	111.1	67.3
(G.5) - w/ sharing weights, w/o low-rank param., $k = 4$	1×10^{-3}	2.83	52.7	42.7	59.7	112.2	66.8
(G.6) - w/o sharing weights, w/o low-rank param., $k = 2$	1×10^{-3}	4.42	64.0	52.9	68.3	115.7	75.2
(G.7) - w/o sharing weights, w/o low-rank param., $k = 4$	1×10^{-3}	2.84	62.4	51.4	68.6	115.5	74.5
(G.8) - w/o sharing weights, w/o low-rank param., $k = 8$	1×10^{-3}	2.11	61.4	50.9	68.9	115.4	74.1
(H) Multiple Compacters ($d = 96$)							
(H.1) - w/o sharing weights, w/o low-rank param., $k = 2$	1×10^{-3}	7.02	64.6	53.4	69.1	116.0	75.8
(I) Single Compacter ($d = 96$)							
(I.1) - w/o sharing weights, w/o low-rank param., $k = 2$	1×10^{-3}	2.67	64.2	53.3	71.7	114.1	75.8
Single Compacter ($d = 48$)							
(I.2) - w/o sharing weights, w/o low-rank param., $k = 2$	1×10^{-3}	1.59	61.6	50.7	69.0	114.0	73.8
(J) Multiple Prompts							
(J.1) - $N_p = 40, d_m = 800$	1×10^{-3}	4.53	43.8	38.1	51.1	104.6	59.4
(J.2) - $N_p = 40, d_m = 100$	1×10^{-3}	1.64	47.4	37.0	49.8	108.6	60.7
(K) Single Prompt							
(K.1) - $N_p = 40, d_m = 800$	1×10^{-3}	2.00	44.0	36.3	51.8	103.9	59.0
(K.2) - $N_p = 40, d_m = 100$	1×10^{-3}	1.25	43.5	36.4	52.0	103.4	58.8

Table 7. The multi-task evaluation results for CLIP-BART on VQA, GQA, NLVR² and COCO Caption between adapter-based approaches with different hyper-parameters. We bold the highest average accuracy separately for each approach, and we also bold the best configuration we used in the main paper. Note that we don’t use V&L pre-training for every model. * denotes the NLVR results might be improved if we use different learning rates.

B. Hyper-parameter Search

We search over the learning rates among $\{1 \times 10^{-4}, 3 \times 10^{-4}, 1 \times 10^{-3}\}$ for each hyper-parameter configuration. To reduce the cost of searching, we utilize a heuristic logic: we first search for the best learning rate for the one hyper-parameter configuration (randomly chosen) and then use the same learning rate for other configurations. We perform another learning rate search only if the results are diverge for some tasks (e.g. sometimes the results of NLVR² become very low at certain learning rates).

For the Adapter, the only hyper-parameter is hidden dimension d . We also ablate two variants of Shared-weight Adapters: sharing upsampling or downsampling layers. We include the search about the projected hidden dimension d_e for the task projector network in the Hyperformer. Regarding

the Compacter, we have tried different numbers of Kronecker products (k), hidden dimension d , and whether sharing weights and using low-rank parameterization. We also tune the d_m for prompt-tuning.

B.1. CLIP-BART Hyper-parameter Search

We show the results of the hyper-parameter search in Table 7. We bold the final configurations used in the main paper and we also list the configurations in Table 9. The exception is that we use the same hyper-parameters for the “Single” and “Multiple” approaches. For example, even though Multiple Prompts perform better when $d_m = 100$, we still use $d_m = 800$ for both Multiple Prompts and Single Prompt for consistency (J and K rows in Table 7).

Method	Best Learning Rate	Updated Params (%)	VQA Karpathy test Acc. (%)	GQA test-dev Acc. (%)	NLVR ² test-P Acc. (%)	COCO Cap. Karpathy test CIDEr	Avg.
(A) Full fine-tuning	1×10^{-4}	100.00	67.3	56.5	75.4	113.1	78.1
(B) Multiple Adapters							
(B.1) - $d = 192$	1×10^{-3}	24.56	66.0	55.7	51.8	111.9	71.3
(B.2) - $d = 96$	1×10^{-3}	14.29	66.1	55.7	52.5	112.8	71.8
(C) Single Adapter							
(C.1) - $d = 384$	3×10^{-4}	14.25	67.6	55.9	73.6	111.8	77.2
(C.2) - $d = 192$	3×10^{-4}	7.98	67.6	56.2	73.9	111.8	77.4
(C.3) - $d = 96$	1×10^{-3}	4.49	66.4	55.5	72.7	111.5	76.5
(C.4) - $d = 48$	1×10^{-3}	2.64	65.7	54.7	70.9	111.1	75.6
(D) Hyperformer							
(D.1) - $d = 192, d_p = 8$	1×10^{-3}	6.37	65.5	55.1	71.5	112.2	76.1
(D.2) - $d = 192, d_p = 4$	1×10^{-3}	3.99	65.0	53.9	70.4	111.7	75.2
(E) Multiple Compacters ($d = 192$)							
(E.1) - w/o sharing weights, w/o low-rank param., $k = 2$ *	1×10^{-3}	14.30	66.1	55.0	52.1	112.9	71.5
(E.2) - w/o sharing weights, w/o low-rank param., $k = 4$ *	1×10^{-3}	8.06	65.4	55.0	52.2	113.2	71.5
(E.3) - w/o sharing weights, w/o low-rank param., $k = 8$ *	1×10^{-3}	4.66	63.3	52.9	51.7	110.4	69.6
(F) Single Compacter ($d = 192$)							
(F.1) - w/o sharing weights, w/o low-rank param., $k = 2$	1×10^{-3}	4.49	67.0	56.6	72.5	112.7	77.2
(F.2) - w/o sharing weights, w/o low-rank param., $k = 4$	1×10^{-3}	2.65	66.1	55.2	71.8	111.7	76.2
(F.3) - w/o sharing weights, w/o low-rank param., $k = 8$	1×10^{-3}	1.72	65.2	54.1	71.6	111.5	75.6

Table 8. The multi-task evaluation results for CLIP-T5 on VQA, GQA, NLVR² and COCO Caption between adapter-based approaches with different hyper-parameters. We bold the highest average accuracy separately for each approach, and we also bold the best configuration we used in the main paper. Note that we don’t use V&L pre-training for every model. * denotes the NLVR results might be improved if we use different learning rates.

Model	Approach	Learning Rate	Batch size	Other hyper-parameters
CLIP-BART	Full fine-tuning	1×10^{-4}	500	-
	Multiple Adapters	3×10^{-4}	500	$d = 96$
	Shared-weight Adapters	3×10^{-4}	500	sharing upsampling layers, $d = 96$
	Single Adapter	1×10^{-3}	500	$d = 96$
	Hyperformer	1×10^{-3}	500	$d = 96, d_p = 8$
	Multiple Compacters	1×10^{-3}	500	remove share weight and low-rank, $d = 96, k = 2$
	Single Compacter	1×10^{-3}	500	remove share weight and low-rank, $d = 96, k = 2$
	Multiple Prompts	1×10^{-3}	500	$N_p = 40, d_m = 800$
	Single Prompt	1×10^{-3}	500	$N_p = 40, d_m = 800$
CLIP-T5	Full fine-tuning	1×10^{-4}	250	-
	Multiple Adapters	1×10^{-3}	250	$d = 192$
	Single Adapter	3×10^{-4}	250	$d = 192$
	Hyperformer	1×10^{-3}	250	$d = 192, d_p = 8$
	Multiple Compacters	1×10^{-3}	250	remove share weight and low-rank, $d = 192, k = 2$
	Single Compacter	1×10^{-3}	250	remove share weight and low-rank, $d = 192, k = 2$

Table 9. The best hyperparameter configurations for different parameter-efficient training approaches.

B.2. CLIP-T5 Hyper-parameter Search

We display the results of the hyper-parameter search for CLIP-T5 in Table 8 and final configurations for each method in Table 9. We find that the Compacter (F.1 in Table 8) shows the different fashion in T5: it can perform similarly to the Single Adapter (C.2 in Table 8) using fewer parameters. This might because the Compacter is mainly validated on T5 in [30].