

Verified Compilation of Quantum Oracles

LIYI LI, University of Maryland, USA
FINN VOICHICK, University of Maryland, USA
KESHA HIETALA, University of Maryland, USA
YUXIANG PENG, University of Maryland, USA
XIAODI WU, University of Maryland, USA
MICHAEL HICKS, University of Maryland, USA

Quantum algorithms often apply classical operations, such as arithmetic or predicate checks, over a quantum superposition of classical data; these so-called *oracles* are often the largest components of a quantum program. To ease the construction of efficient, correct oracle functions, this paper presents `vqo`, a high-assurance framework implemented with the Coq proof assistant. The core of `vqo` is $\mathbb{C}QASM$, the *oracle quantum assembly language*. $\mathbb{C}QASM$ operations move qubits between two different bases via the quantum Fourier transform, thus admitting important optimizations, but without inducing *entanglement* and the exponential blowup that comes with it. $\mathbb{C}QASM$'s design enabled us to prove correct `vqo`'s compilers—from a simple imperative language called $\mathbb{C}QIMP$ to $\mathbb{C}QASM$, and from $\mathbb{C}QASM$ to `SQIR`, a general-purpose quantum assembly language—and allowed us to efficiently test properties of $\mathbb{C}QASM$ programs using the QuickChick property-based testing framework. We have used `vqo` to implement a variety of arithmetic and geometric operators that are building blocks for important oracles, including those used in Shor's and Grover's algorithms. We found that `vqo`'s QFT-based arithmetic oracles require fewer qubits, sometimes substantially fewer, than those constructed using "classical" gates; `vqo`'s versions of the latter were nevertheless on par with or better than (in terms of both qubit and gate counts) oracles produced by Quipper, a state-of-the-art but unverified quantum programming platform.

1 INTRODUCTION

Quantum computers offer unique capabilities that can be used to program substantially faster algorithms compared to those written for classical computers. For example, Grover's search algorithm [Grover 1996, 1997] can query unstructured data in sub-linear time (compared to linear time on a classical computer), and Shor's algorithm [Shor 1994] can factorize a number in polynomial time (compared to the sub-exponential time for the best known classical algorithm). An important source of speedups in these algorithms are the quantum computer's ability to apply an *oracle function* coherently, i.e., to a *superposition* of classical queries, thus carrying out in one step a function that would potentially take many steps on a classical computer. For Grover's, the oracle is a predicate function that determines when the searched-for data is found. For Shor's, it is a classical modular exponentiation function; the algorithm finds the period of this function where the modulus is the number being factored.

While the classical oracle function is perhaps the least interesting part of a quantum algorithm, it contributes a significant fraction of the final program's compiled quantum circuit. For example, Gidney and Ekerå [2021] estimated that Shor's modular exponentiation function constitutes 90% of the final code. In our own experiments with Grover's, our oracle makes up over 99% of the total gate count (the oracle has 3.3 million gates). Because quantum computers will be resource-limited for the foreseeable future [Somma 2020; Wilkins 2021], programmers and programming tools will be expected to heavily optimize their quantum circuits, especially the oracles. Such optimizations, including ones that involve approximation, risk bugs that can be hard to detect. This is because

Authors' addresses: Liyi Li, University of Maryland, USA, liyili2@umd.edu; Finn Voichick, University of Maryland, USA, finn@umd.edu; Kesha Hietala, University of Maryland, USA, kesha@cs.umd.edu; Yuxiang Peng, University of Maryland, USA, ypeng15@umd.edu; Xiaodi Wu, University of Maryland, USA, xwu@cs.umd.edu; Michael Hicks, University of Maryland, USA, mwh@cs.umd.edu.

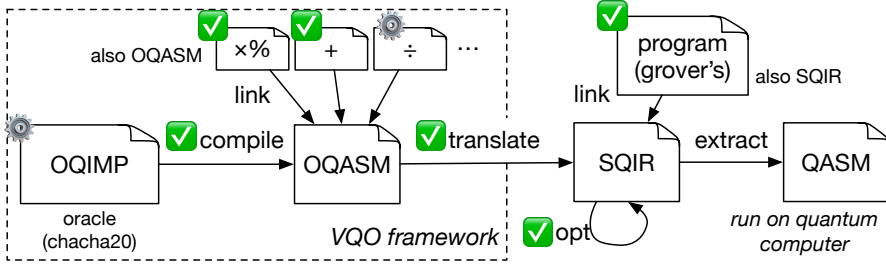


Fig. 1. The qvm high-assurance compiler stack. Checkbox means verified; gear means property-tested.

quantum programs are inherently difficult to simulate, test, and debug—qubits on real quantum computers are noisy and unreliable; observing a quantum program state mid-execution may change that state; and simulating a general quantum program on a classical computer is intractable because quantum states can require resources exponential in the number of qubits.

In this paper, we report on a framework we have been developing called **vqo**, the *Verified Quantum Oracle* framework, whose goal is to help programmers write quantum oracles that are *correct* and *efficient*. **vqo** is part of **qvm**, for *Quantum Verified Machine*, which has several elements, as shown in Figure 1.

- Using **vqo**, an oracle can be specified in a simple, high-level programming language we call \mathbb{O} QIMP, which has standard imperative features and can express arbitrary classical programs. It distinguishes quantum variables from classical parameters, allowing the latter to be *partially evaluated* [Jones et al. 1993], thereby saving qubits during compilation.
- The resulting \mathbb{O} QIMP program is compiled to \mathbb{O} QASM (pronounced “O-chasm”), the *oracle quantum assembly language*. \mathbb{O} QASM was designed to be efficiently simulatable while nevertheless admitting important optimizations; it is our core technical contribution and we say more about it below. The generated \mathbb{O} QASM code links against implementations of standard operators (addition, multiplication, sine, cosine, etc.) also written in \mathbb{O} QASM.
- The \mathbb{O} QASM oracle is then translated to **SQIR**, the *Simple Quantum Intermediate Representation*, which is a circuit language embedded in the Coq proof assistant. **SQIR** has been used to prove correct both quantum algorithms [Hietala et al. 2021a] and optimizations [Hietala et al. 2021b], the latter as part of **voqc**, the *Verified Optimizer for Quantum Circuits*. After linking the oracle with the quantum program that uses it, the complete **SQIR** program can be optimized and extracted to OpenQASM 2.0 [Cross et al. 2017] to run on a real quantum machine. Both **vqo**’s compilation from \mathbb{O} QIMP to \mathbb{O} QASM and translation from \mathbb{O} QASM to **SQIR** have been proved correct in Coq.

vqo helps programmers ensure their oracles are correct by supporting both testing and verification, and ensures they are efficient by supporting several kinds of optimization. Both aspects are captured in the design of \mathbb{O} QASM, a quantum assembly language specifically designed for oracles.

Because oracles are classical functions, a reasonable approach would have been to design \mathbb{O} QASM to be a circuit language comprised of “classical” gates; e.g., prior work has targeted gates **X** (“not”), **CNOT** (“controlled not”), and **CCNOT** (“controlled controlled not,” aka *Toffoli*). Doing so would simplify proofs of correctness and support efficient testing by simulation because an oracle’s behavior could be completely characterized by its behavior on computational basis states (essentially, classical bitstrings). **ReverC** [Amy et al. 2017] and **ReQWIRE** [Rand et al. 2018] take this approach. However, doing so cannot support optimized oracle implementations that use fundamentally quantum

functionality, e.g., as in *quantum Fourier transform* (QFT)-based arithmetic circuits [Beauregard 2003; Draper 2000]. These circuits employ quantum-native operations (e.g., controlled-phase operations) in the *QFT basis*. Our key insight is that expressing such optimizations does not require expressing all quantum programs, as is possible in a language like SQIR. Instead, \mathbb{C}_{QASM} 's type system restricts programs to those that admit important optimizations while keeping simulation tractable. \mathbb{C}_{QASM} also supports *virtual qubits*; its type system ensures that position shifting operations, commonly used when compiling arithmetic functions, require no extra SWAP gates when compiled to SQIR, so there is no added run-time cost.

Leveraging \mathbb{C}_{QASM} 's efficient simulatability, we implemented a *property-based random testing* (PBT) framework for \mathbb{C}_{QASM} programs in QuickChick [Paraskevopoulou et al. 2015], a variant of Haskell's QuickCheck [Claessen and Hughes 2000] for Coq programs. This framework affords two benefits. First, we can test that an \mathbb{C}_{QASM} operator or \mathbb{C}_{QIMP} program is correct according to its specification. Formal proof in Coq can be labor-intensive, so PBT provides an easy-to-use confidence boost, especially prior to attempting formal proof. Second, we can use testing to assess the effect of *approximations* when developing oracles. For example, we might like to use approximate QFT, rather than full-precision QFT, in an arithmetic oracle in order to save gates. PBT can be used to test the effect of this approximation within the overall oracle by measuring the *distance* between the fully-precise result and the approximate one.

To assess vQO's effectiveness we have used it to build several efficient oracles and oracle components, and have either tested or proved their correctness.

- Using \mathbb{C}_{QIMP} we implemented sine, cosine, and other geometric functions used in Hamiltonian simulation [Feynman 1982], leveraging the arithmetic circuits described below. Compared to a sine function implemented in Quipper [Green et al. 2013], a state-of-the-art quantum programming framework, vQO's uses far fewer qubits thanks to \mathbb{C}_{QIMP} 's partial evaluation.
- We have implemented a variety of arithmetic operators in \mathbb{C}_{QASM} , including QFT-, approximate QFT- and Toffoli-based multiplication, addition, modular multiplication, and modular division. Overall, circuit sizes are competitive with, and oftentimes better than, those produced by Quipper. Qubit counts for the final QFT-based circuits are always lower, sometimes significantly so (up to 53%), compared to the Toffoli-based circuits.
- We have proved correct both QFT and Toffoli-based adders, and QFT and Toffoli-based modular multipliers (which are used in Shor's algorithm). These constitute the first proved-correct implementations of these functions, as far as we are aware.
- We used PBT to test the correctness of various \mathbb{C}_{QASM} operators. Running 10,000 generated tests on 8- or 16-bit versions of the operators takes just a few seconds. Testing 60-bit versions of the adders and multipliers takes just a few minutes, whereas running a general quantum simulator on the final circuits fails. We found several interesting bugs in the process of doing PBT and proof, including in the original algorithmic description of the QFT-based modular multiplier [Beauregard 2003].
- We used PBT to analyze the precision difference between QFT and approximate QFT (AQFT) circuits, and the suitability of AQFT in different algorithms. We found that the AQFT adder (which uses AQFT in place of QFT) is not an accurate implementation of addition, but that it can be used as a subcomponent of division/modulo with no loss of precision, reducing gate count by 4.5–79.3%.
- Finally, to put all of the pieces together, we implemented the ChaCha20 stream cipher [Bernstein 2008] in \mathbb{C}_{QIMP} and used it as an oracle for Grover's search, previously implemented and proved correct in SQIR [Hietala et al. 2021a]. We used PBT to test the oracle's correctness.

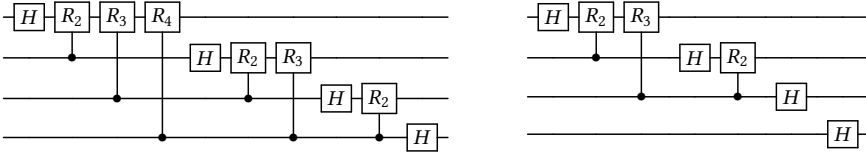


Fig. 2. Example quantum circuits: QFT over 4 qubits (left) and approximate QFT with 3 qubit precision (right). R_m is a z-axis rotation by $2\pi/2^m$.

Combining its tested property with Grover’s correctness property, we demonstrate that Grover’s is able to invert the ChaCha20 function and find collisions.

The rest of the paper is organized as follows. We begin with some background on quantum computing (Section 2) and then present \mathbb{C}_{QASM} ’s syntax, typing, and semantics (Section 3). Then we discuss VQO ’s implementation: \mathbb{C}_{QASM} ’s translator and property-based tester, and \mathbb{C}_{QIMP} (Section 4). Finally, we present our results (Sections 5 to 7), compare against related work (Section 8), and conclude. All code presented in this paper is freely available at <https://github.com/inQWIRE/VQO>.

2 BACKGROUND

We begin with some background on quantum computing and quantum algorithms.

Quantum States. A quantum state consists of one or more quantum bits (*qubits*). A qubit can be expressed as a two dimensional vector $\begin{pmatrix} \alpha \\ \beta \end{pmatrix}$ where α, β are complex numbers such that $|\alpha|^2 + |\beta|^2 = 1$. The α and β are called *amplitudes*. We frequently write the qubit vector as $\alpha|0\rangle + \beta|1\rangle$ where $|0\rangle = \begin{pmatrix} 1 \\ 0 \end{pmatrix}$ and $|1\rangle = \begin{pmatrix} 0 \\ 1 \end{pmatrix}$ are *computational basis states*. When both α and β are non-zero, we can think of the qubit as being “both 0 and 1 at once,” a.k.a. a *superposition*. For example, $\frac{1}{\sqrt{2}}(|0\rangle + |1\rangle)$ is an equal superposition of $|0\rangle$ and $|1\rangle$.

We can join multiple qubits together to form a larger quantum state with the *tensor product* (\otimes) from linear algebra. For example, the two-qubit state $|0\rangle \otimes |1\rangle$ (also written as $|01\rangle$) corresponds to vector $[0\ 1\ 0\ 0]^T$. Sometimes a multi-qubit state cannot be expressed as the tensor of individual states; such states are called *entangled*. One example is the state $\frac{1}{\sqrt{2}}(|00\rangle + |11\rangle)$, known as a *Bell pair*. Entangled states lead to exponential blowup: A general n -qubit state must be described with a 2^n -length vector, rather than n vectors of length two. The latter is possible for unentangled states like $|0\rangle \otimes |1\rangle$; \mathbb{C}_{QASM} ’s type system guarantees that qubits remain unentangled.

Quantum Circuits. Quantum programs are commonly expressed as *circuits*, like those shown in Figure 2. In these circuits, each horizontal wire represents a qubit, and boxes on these wires indicate quantum operations, or *gates*. Gates may be *controlled* by a particular qubit, as indicated by a filled circle and connecting vertical line. The circuits in Figure 2 use four qubits and apply 10 (left) or 7 (right) gates: four *Hadamard* (H) gates and several controlled z-axis rotation (“phase”) gates. When programming, circuits are often built by meta-programs embedded in a host language, e.g., Python (for Qiskit [Cross 2018], Cirq [Google Quantum AI 2019], PyQuil [Rigetti Computing 2021], and others), Haskell (for Quipper [Green et al. 2013]), or Coq (for `sqir` and our work).

Quantum Fourier Transform. The quantum Fourier transform (QFT) is the quantum analogue of the discrete Fourier transform. It is used in many quantum algorithms, including the phase estimation portion of Shor’s factoring algorithm [Shor 1994]. The standard implementation of a QFT circuit (for 4 qubits) is shown on the left of Figure 2; an *approximate QFT* (AQFT) circuit can be constructed by removing select controlled phase gates [Barenco et al. 1996; Hales and Hallgren 2000; Nam et al. 2020]. This produces a cheaper circuit that implements an operation mathematically

similar to the QFT. The AQFT circuit we use in vQO (for 4 qubits) is shown on the right of Figure 2. When it is appropriate to use AQFT in place of QFT is an open research problem, and one that is partially addressed by our work on \mathbb{Q} QASM, which allows efficient testing of the effect of AQFT inside of oracles.

Computational and QFT Bases. The computational basis is just one possible basis for the underlying vector space. Another basis is the *Hadamard basis*, written as a tensor product of $\{|+\rangle, |-\rangle\}$, obtained by applying a *Hadamard transform* to elements of the computational basis, where $|+\rangle = \frac{1}{\sqrt{2}}(|0\rangle + |1\rangle)$ and $|-\rangle = \frac{1}{\sqrt{2}}(|0\rangle - |1\rangle)$. A third useful basis is the *Fourier (or QFT) basis*, obtained by applying a *quantum Fourier transform* (QFT) to elements of the computational basis.

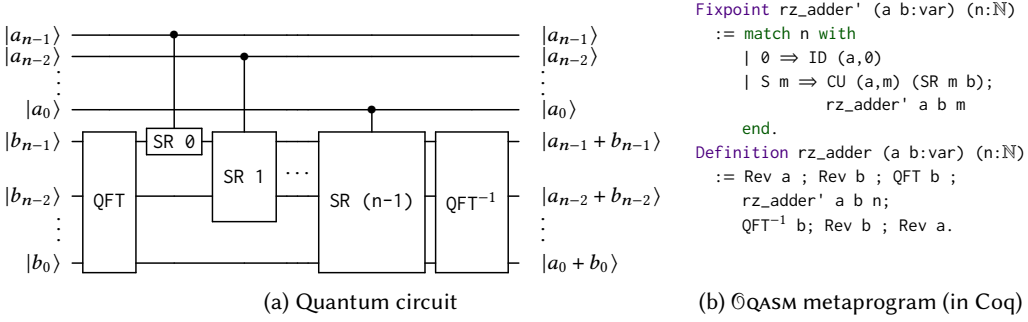
Measurement. A special, non-unitary *measurement* operation extracts classical information from a quantum state, typically when a computation completes. Measurement collapses the state to a basis states with a probability related to the state’s amplitudes. For example, measuring $\frac{1}{\sqrt{2}}(|0\rangle + |1\rangle)$ in the computational basis will collapse the state to $|0\rangle$ with probability $\frac{1}{2}$ and likewise for $|1\rangle$, returning classical value 0 or 1, respectively. In all the programs discussed in this paper, we leave the final measurement operation implicit.

Quantum Algorithms and Oracles. Quantum algorithms manipulate input information encoded in “oracles,” which are callable black box circuits. For example, Grover’s algorithm for unstructured quantum search [Grover 1996, 1997] is a general approach for searching a quantum “database,” which is encoded in an oracle for a function $f : \{0, 1\}^n \rightarrow \{0, 1\}$. Grover’s finds an element $x \in \{0, 1\}^n$ such that $f(x) = 1$ using $O(2^{n/2})$ queries, a quadratic speedup over the best possible classical algorithm, which requires $\Omega(2^n)$ queries. An oracle can be constructed for an arbitrary function f simply by constructing a reversible classical logic circuit implementing f and then replacing classical logic gates with corresponding quantum gates, e.g., X for “not,” CNOT for “xor,” and CCNOT (aka *Toffoli*) for “and.” However, this approach does not always produce the most efficient circuits; for example, quantum circuits for arithmetic can be made more space-efficient using the quantum Fourier transform [Draper 2000].

Transforming an irreversible computation into a quantum circuit often requires introducing ancillary qubits, or *ancillae*, to store intermediate information [Nielsen and Chuang 2011, Chapter 3.2]. Oracle algorithms typically assume that the oracle circuit is reversible, so any data in ancillae must be *uncomputed* by inverting the circuit that produced it. Failing to uncompute this information leaves it entangled with the rest of the state, potentially leading to incorrect program behavior. To make this uncomputation more efficient and less error-prone, recent programming languages such as Silq [Bichsel et al. 2020] have developed notions of *implicit* uncomputation. We have similar motivations in developing vQO: we aim to make it easier for programmers to write efficient quantum oracles, and to assure, through verification and randomized testing, that they are correct.

3 \mathbb{Q} QASM: AN ASSEMBLY LANGUAGE FOR QUANTUM ORACLES

We designed \mathbb{Q} QASM to be able to express efficient quantum oracles that can be easily tested and, if desired, proved correct. \mathbb{Q} QASM operations leverage both the standard computational basis and an alternative basis connected by the quantum Fourier transform (QFT). \mathbb{Q} QASM’s type system tracks the bases of variables in \mathbb{Q} QASM programs, forbidding operations that would introduce entanglement. \mathbb{Q} QASM states are therefore efficiently represented, so programs can be effectively tested and are simpler to verify and analyze. In addition, \mathbb{Q} QASM uses *virtual qubits* to support *position shifting operations*, which support arithmetic operations without introducing extra gates during translation. All of these features are novel to quantum assembly languages.

Fig. 3. Example \mathbb{Q} ASM program: QFT-based adder

Bit	b	$::=$	$0 \mid 1$
Natural number	n	\in	\mathbb{N}
Real	r	\in	\mathbb{R}
Phase	$\alpha(r)$	$::=$	$e^{2\pi ir}$
Basis	τ	$::=$	$\text{Nor} \mid \text{Phi } n$
Unphased qubit	\bar{q}	$::=$	$ b\rangle \mid \Phi(r)\rangle$
Qubit	q	$::=$	$\alpha(r)\bar{q}$
State (length d)	φ	$::=$	$q_1 \otimes q_2 \otimes \dots \otimes q_d$

Fig. 4. \mathbb{Q} ASM state syntax

This section presents \mathbb{Q} ASM states and the language’s syntax, semantics, typing, and soundness results. As a running example, we use the QFT adder [Beauregard 2003] shown in Figure 3. The Coq function `rz_adder` generates an \mathbb{Q} ASM program that adds two natural numbers a and b , each of length n qubits.

3.1 \mathbb{Q} ASM States

An \mathbb{Q} ASM program state is represented according to the grammar in Figure 4. A state φ of d qubits is a length- d tuple of qubit values q ; the state models the tensor product of those values. This means that the size of φ is $O(d)$ where d is the number of qubits. A d -qubit state in a language like `sqir` is represented as a length 2^d vector of complex numbers, which is $O(2^d)$ in the number of qubits. Our linear state representation is possible because applying any well-typed \mathbb{Q} ASM program on any well-formed \mathbb{Q} ASM state never causes qubits to be entangled.

A qubit value q has one of two forms \bar{q} , scaled by a global phase $\alpha(r)$. The two forms depend on the *basis* τ that the qubit is in—it could be either `Nor` or `Phi`. A `Nor` qubit has form $|b\rangle$ (where $b \in \{0, 1\}$), which is a computational basis value. A `Phi` qubit has form $|\Phi(r)\rangle = \frac{1}{\sqrt{2}}(|0\rangle + \alpha(r)|1\rangle)$, which is a value of the (A)QFT basis. The number n in `Phi n` indicates the precision of the state φ . As shown by Beauregard [2003], arithmetic on the computational basis can sometimes be more efficiently carried out on the QFT basis, which leads to the use of quantum operations (like QFT) when implementing circuits with classical input/output behavior.

Position	$p ::= (x, n)$	Nat. Num n	Variable x
Instruction	$\iota ::=$	$ID\ p \mid X\ p \mid \iota ; \iota$ $\mid SR^{[-1]}\ n\ x \mid QFT^{[-1]}\ n\ x \mid CU\ p\ \iota$ $\mid Lshift\ x \mid Rshift\ x \mid Rev\ x$	

Fig. 5. \mathbb{Q} QASM syntax. For an operator OP , $OP^{[-1]}$ indicates that the operator has a built-in inverse available.

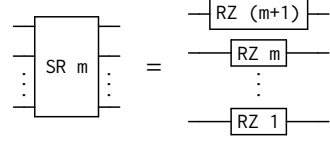


Fig. 6. SR unfolds to a series of RZ instructions

3.2 \mathbb{Q} QASM Syntax, Typing, and Semantics

Figure 5 presents \mathbb{Q} QASM’s syntax. An \mathbb{Q} QASM program consists of a sequence of instructions ι . Each instruction applies an operator to either a variable x , which represents a group of qubits, or a *position* p , which identifies a particular offset into a variable x .

The instructions in the first row correspond to simple single-qubit quantum gates— $ID\ p$ and $X\ p$ —and instruction sequencing. The instructions in the next row apply to whole variables: $QFT\ n\ x$ applies the AQFT to variable x with n -bit precision and $QFT^{-1}\ n\ x$ applies its inverse. If n is equal to the size of x , then the AQFT operation is exact. $SR^{[-1]}\ n\ x$ applies a series of RZ gates (Figure 6). Operation $CU\ p\ \iota$ applies instruction ι *controlled* on qubit position p . All of the operations in this row—SR, QFT, and CU—will be translated to multiple SQIR gates. Function `rz_adder` in Figure 3(b) uses many of these instructions; e.g., it uses QFT and QFT^{-1} and applies CU to the m th position of variable a to control instruction $SR\ m\ b$.

In the last row of Figure 5, instructions $Lshift\ x$, $Rshift\ x$, and $Rev\ x$ are *position shifting operations*. Assuming that x has d qubits and x_k represents the k -th qubit state in x , $Lshift\ x$ changes the k -th qubit state to $x_{(k+1)\%d}$, $Rshift\ x$ changes it to $x_{(k+d-1)\%d}$, and Rev changes it to x_{d-1-k} . In our implementation, shifting is *virtual* not physical. The \mathbb{Q} QASM translator maintains a logical map of variables/positions to concrete qubits and ensures that shifting operations are no-ops, introducing no extra gates.

Other quantum operations could be added to \mathbb{Q} QASM to allow reasoning about a larger class of quantum programs, while still guaranteeing a lack of entanglement. In Appendix A, we show how \mathbb{Q} QASM can be extended to include the Hadamard gate H , z -axis rotations RZ , and a new basis Had to reason directly about implementations of QFT and AQFT. However, this extension compromises the property of type reversibility (Theorem 3.5, Section 3.3), and we have not found it necessary in oracles we have developed.

Typing. In \mathbb{Q} QASM, typing is with respect to a *type environment* Ω and a *size environment* Σ , which map \mathbb{Q} QASM variables to their basis and size (number of qubits), respectively. The typing judgment is written $\Sigma; \Omega \vdash \iota \triangleright \Omega'$ which states that ι is well-typed under Ω and Σ , and transforms the variables’ bases to be as in Ω' (Σ is unchanged). Select type rules are given in Figure 7; the rules not shown (for ID , $Rshift$, Rev , and SR^{-1}) are similar.

The type system enforces three invariants. First, it enforces that instructions are well-formed, meaning that gates are applied to valid qubit positions (the second premise in X) and that any control qubit is distinct from the target(s) (the fresh premise in CU). This latter property enforces the quantum *no-cloning rule*. For example, we can apply the CU in `rz_adder'` (Figure 3) because position a, m is distinct from variable b .

Second, the type system enforces that instructions leave affected qubits in a proper basis (thereby avoiding entanglement). The rules implement the state machine shown in Figure 8. For example, $QFT\ n$ transforms a variable from Nor to Φn (rule QFT), while $QFT^{-1}\ n$ transforms it from Φn back to Nor (rule QFT^{-1}). Position shifting operations are disallowed on variables x in the Φ

$$\begin{array}{c}
\text{X} \\
\frac{\Omega(x) = \text{Nor} \quad n < \Sigma(x)}{\Sigma; \Omega \vdash \text{X}(x, n) \triangleright \Omega} \\
\\
\text{QFT} \\
\frac{\Omega(x) = \text{Nor} \quad n \leq \Sigma(x)}{\Sigma; \Omega \vdash \text{QFT } n \ x \triangleright \Omega[x \mapsto \text{Phi } n]} \\
\\
\text{CU} \\
\frac{\Omega(x) = \text{Nor} \quad \text{fresh}(x, n) \quad \iota \quad \text{neutral}(\iota)}{\Sigma; \Omega \vdash \iota \triangleright \Omega} \\
\frac{\Sigma; \Omega \vdash \text{CU}(x, n) \ \iota \triangleright \Omega}{} \\
\\
\text{SR} \\
\frac{\Omega(x) = \text{Phi } n \quad m < n}{\Sigma; \Omega \vdash \text{SR } m \ x \triangleright \Omega} \\
\\
\text{RQFT} \\
\frac{\Omega(x) = \text{Phi } n \quad n \leq \Sigma(x)}{\Sigma; \Omega \vdash \text{QFT}^{-1} \ n \ x \triangleright \Omega[x \mapsto \text{Nor}]} \\
\\
\text{LSH} \\
\frac{\Omega(x) = \text{Nor}}{\Sigma; \Omega \vdash \text{Lshift } x \triangleright \Omega} \\
\\
\text{SEQ} \\
\frac{\Sigma; \Omega \vdash t_1 \triangleright \Omega' \quad \Sigma; \Omega' \vdash t_2 \triangleright \Omega''}{\Sigma; \Omega \vdash t_1 ; t_2 \triangleright \Omega''}
\end{array}$$

Fig. 7. Select \mathbb{Q} ASM typing rules

$$\begin{array}{l}
\llbracket \text{ID } p \rrbracket \varphi = \varphi \\
\llbracket \text{X}(x, i) \rrbracket \varphi = \varphi[(x, i) \mapsto \uparrow \text{xg}(\downarrow \varphi(x, i))] \quad \text{where } \text{xg}(|0\rangle) = |1\rangle \quad \text{xg}(|1\rangle) = |0\rangle \\
\llbracket \text{CU}(x, i) \ \iota \rrbracket \varphi = \text{cu}(\downarrow \varphi(x, i), \iota, \varphi) \quad \text{where } \text{cu}(|0\rangle, \iota, \varphi) = \varphi \quad \text{cu}(|1\rangle, \iota, \varphi) = \llbracket \iota \rrbracket \varphi \\
\llbracket \text{SR } m \ x \rrbracket \varphi = \varphi[\forall i \leq m. (x, i) \mapsto \uparrow |\Phi(r_i + \frac{1}{2^{m-i+1}})\rangle] \quad \text{when } \downarrow \varphi(x, i) = |\Phi(r_i)\rangle \\
\llbracket \text{SR}^{-1} \ m \ x \rrbracket \varphi = \varphi[\forall i \leq m. (x, i) \mapsto \uparrow |\Phi(r_i - \frac{1}{2^{m-i+1}})\rangle] \quad \text{when } \downarrow \varphi(x, i) = |\Phi(r_i)\rangle \\
\llbracket \text{QFT } n \ x \rrbracket \varphi = \varphi[x \mapsto \uparrow \text{qt}(\Sigma(x), \downarrow \varphi(x), n)] \quad \text{where } \text{qt}(i, |y\rangle, n) = \bigotimes_{k=0}^{i-1} (|\Phi(\frac{y}{2^{n-k}})\rangle) \\
\llbracket \text{QFT}^{-1} \ n \ x \rrbracket \varphi = \varphi[x \mapsto \uparrow \text{qt}^{-1}(\Sigma(x), \downarrow \varphi(x), n)] \\
\llbracket \text{Lshift } x \rrbracket \varphi = \varphi[x \mapsto \text{pm}_l(\varphi(x))] \quad \text{where } \text{pm}_l(q_0 \otimes q_1 \otimes \dots \otimes q_{n-1}) = q_{n-1} \otimes q_0 \otimes q_1 \otimes \dots \\
\llbracket \text{Rshift } x \rrbracket \varphi = \varphi[x \mapsto \text{pm}_r(\varphi(x))] \quad \text{where } \text{pm}_r(q_0 \otimes q_1 \otimes \dots \otimes q_{n-1}) = q_1 \otimes \dots \otimes q_{n-1} \otimes q_0 \\
\llbracket \text{Rev } x \rrbracket \varphi = \varphi[x \mapsto \text{pm}_a(\varphi(x))] \quad \text{where } \text{pm}_a(q_0 \otimes \dots \otimes q_{n-1}) = q_{n-1} \otimes \dots \otimes q_0 \\
\llbracket t_1 ; t_2 \rrbracket \varphi = \llbracket t_2 \rrbracket (\llbracket t_1 \rrbracket \varphi) \\
\\
\downarrow \alpha(b)\bar{q} = \bar{q} \quad \downarrow (q_1 \otimes \dots \otimes q_n) = \downarrow q_1 \otimes \dots \otimes \downarrow q_n \\
\varphi[(x, i) \mapsto \uparrow \bar{q}] = \varphi[(x, i) \mapsto \alpha(b)\bar{q}] \quad \text{where } \varphi(x, i) = \alpha(b)\bar{q}_i \\
\varphi[(x, i) \mapsto \uparrow \alpha(b_1)\bar{q}] = \varphi[(x, i) \mapsto \alpha(b_1 + b_2)\bar{q}] \quad \text{where } \varphi(x, i) = \alpha(b_2)\bar{q}_i \\
\varphi[x \mapsto q_x] = \varphi[\forall i < \Sigma(x). (x, i) \mapsto q_{(x,i)}] \\
\varphi[x \mapsto \uparrow q_x] = \varphi[\forall i < \Sigma(x). (x, i) \mapsto \uparrow q_{(x,i)}]
\end{array}$$

Fig. 9. \mathbb{Q} ASM semantics

basis because the qubits that make up x are internally related (see Definition 3.1) and cannot be rearranged. Indeed, applying a `Lshift` and then a `QFT-1` on x in `Phi` would entangle x 's qubits.

Third, the type system enforces that the effect of position shifting operations can be statically tracked. The `neutral` condition of `CU` requires that any shifting within ι is restored by the time it completes. For example, `CU p (Lshift x) ; X(x, 0)` is not well-typed, because knowing the final physical position of qubit $(x, 0)$ would require statically knowing p . On the other hand, the program `CU c (Lshift x ; X(x, 0) ; Rshift x) ; X(x, 0)` is well-typed because the effect of the `Lshift` is “undone” by an `Rshift` inside the body of the `CU`.

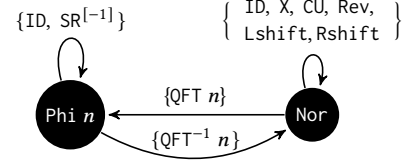


Fig. 8. Type rules' state machine

Semantics. We define the semantics of an $\mathbb{C}\text{QASM}$ program as a partial function $\llbracket \cdot \rrbracket$ from an instruction ι and input state φ to an output state φ' , written $\llbracket \iota \rrbracket \varphi = \varphi'$, shown in Figure 9.

Recall that a state φ is a tuple of d qubit values, modeling the tensor product $q_1 \otimes \cdots \otimes q_d$. The rules implicitly map each variable x to a range of qubits in the state, e.g., $\varphi(x)$ corresponds to some sub-state $q_k \otimes \cdots \otimes q_{k+n-1}$ where $\Sigma(x) = n$. Many of the rules in Figure 9 update a *portion* of a state. We write $\varphi[(x, i) \mapsto q_{(x,i)}]$ to update the i -th qubit of variable x to be the (single-qubit) state $q_{(x,i)}$, and $\varphi[x \mapsto q_x]$ to update variable x according to the qubit *tuple* q_x . $\varphi[(x, i) \mapsto \uparrow q_{(x,i)}]$ and $\varphi[x \mapsto \uparrow q_x]$ are similar, except that they also accumulate the previous global phase of $\varphi(x, i)$ (or $\varphi(x)$). We use \downarrow to convert a qubit $\alpha(b)\bar{q}$ to an unphased qubit \bar{q} .

Function xg updates the state of a single qubit according to the rules for the standard quantum gate X . cu is a conditional operation depending on the Nor-basis qubit (x, i) . SR (or SR^{-1}) applies an $m + 1$ series of RZ (or RZ^{-1}) rotations where the i -th rotation applies a phase of $\alpha(\frac{1}{2^{m-i+1}})$ (or $\alpha(-\frac{1}{2^{m-i+1}})$). qt applies an approximate quantum Fourier transform; $|y\rangle$ is an abbreviation of $|b_1\rangle \otimes \cdots \otimes |b_i\rangle$ (assuming $\Sigma(y) = i$) and n is the degree of approximation. If $n = i$, then the operation is the standard QFT. Otherwise, each qubit in the state is mapped to $|\Phi(\frac{y}{2^{n-k}})\rangle$, which is equal to $\frac{1}{\sqrt{2}}(|0\rangle + \alpha(\frac{y}{2^{n-k}})|1\rangle)$ when $k < n$ and $\frac{1}{\sqrt{2}}(|0\rangle + |1\rangle) = |+\rangle$ when $n \leq k$ (since $\alpha(n) = 1$ for any natural number n). qt^{-1} is the inverse function of qt . Note that the input state to qt^{-1} is guaranteed to have the form $\bigotimes_{k=0}^{i-1} (|\Phi(\frac{y}{2^{n-k}})\rangle)$ because it has type $\text{Phi } n$. pm_l , pm_r , and pm_a are the semantics for Lshift , Rshift , and Rev , respectively.

3.3 $\mathbb{C}\text{QASM}$ Metatheory

Soundness. We prove that well-typed $\mathbb{C}\text{QASM}$ programs are well defined; i.e., the type system is sound with respect to the semantics. We begin by defining the well-formedness of an $\mathbb{C}\text{QASM}$ state.

Definition 3.1 (Well-formed $\mathbb{C}\text{QASM}$ state). A state φ is *well-formed*, written $\Sigma; \Omega \vdash \varphi$, iff:

- For every $x \in \Omega$ such that $\Omega(x) = \text{Nor}$, for every $k < \Sigma(x)$, $\varphi(x, k)$ has the form $\alpha(r) |b\rangle$.
- For every $x \in \Omega$ such that $\Omega(x) = \text{Phi } n$ and $n \leq \Sigma(x)$, there exists a value v such that for every $k < \Sigma(x)$, $\varphi(x, k)$ has the form $\alpha(r) |\Phi(\frac{v}{2^{n-k}})\rangle$.¹

Type soundness is stated as follows; the proof is by induction on ι , and is mechanized in Coq.

THEOREM 3.2. [$\mathbb{C}\text{QASM}$ type soundness] If $\Sigma; \Omega \vdash \iota \triangleright \Omega'$ and $\Sigma; \Omega \vdash \varphi$ then there exists φ' such that $\llbracket \iota \rrbracket \varphi = \varphi'$ and $\Sigma; \Omega' \vdash \varphi'$.

Algebra. Mathematically, the set of well-formed d -qubit $\mathbb{C}\text{QASM}$ states for a given Ω can be interpreted as a subset \mathcal{S}^d of a 2^d -dimensional Hilbert space \mathcal{H}^d ,² and the semantics function $\llbracket \cdot \rrbracket$ can be interpreted as a $2^d \times 2^d$ unitary matrix, as is standard when representing the semantics of programs without measurement [Hietala et al. 2021a]. Because $\mathbb{C}\text{QASM}$'s semantics can be viewed as a unitary matrix, correctness properties extend by linearity from \mathcal{S}^d to \mathcal{H}^d —an oracle that performs addition for classical Nor inputs will also perform addition over a superposition of Nor inputs. We have proved that \mathcal{S}^d is closed under well-typed $\mathbb{C}\text{QASM}$ programs.

Given a qubit size map Σ and type environment Ω , the set of $\mathbb{C}\text{QASM}$ programs that are well-typed with respect to Σ and Ω (i.e., $\Sigma; \Omega \vdash \iota \triangleright \Omega'$) form a groupoid $(\{\iota\}, \Sigma, \Omega, \mathcal{S}^d)$, where \mathcal{S}^d is the set of d -qubit states that are well-formed ($\Omega \vdash \varphi$) according to Definition 3.1.

¹Note that $\Phi(x) = \Phi(x + n)$, where the integer n refers to phase $2\pi n$; so multiple choices of v are possible.

²A *Hilbert space* is a vector space with an inner product that is complete with respect to the norm defined by the inner product. \mathcal{S}^d is a subset, not a subspace of \mathcal{H}^d because \mathcal{S}^d is not closed under addition: Adding two well-formed states can produce a state that is not well-formed.

$$\begin{array}{c}
X(x, n) \xrightarrow{\text{inv}} X(x, n) \quad \text{SR } m x \xrightarrow{\text{inv}} \text{SR}^{-1} m x \quad \text{QFT } n x \xrightarrow{\text{inv}} \text{QFT}^{-1} n x \quad \text{Lshift } x \xrightarrow{\text{inv}} \text{Rshift } x \\
\hline
\frac{\iota \xrightarrow{\text{inv}} \iota'}{\text{CU}(x, n) \iota \xrightarrow{\text{inv}} \text{CU}(x, n) \iota'} \quad \frac{\iota_1 \xrightarrow{\text{inv}} \iota'_1 \quad \iota_2 \xrightarrow{\text{inv}} \iota'_2}{\iota_1 ; \iota_2 \xrightarrow{\text{inv}} \iota'_2 ; \iota'_1}
\end{array}$$

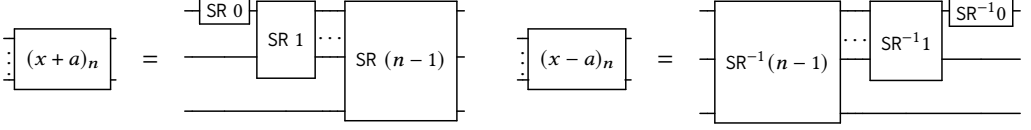
Fig. 10. Select \mathbb{Q} ASM inversion rules

Fig. 11. Addition/subtraction circuits are inverses

We can extend the groupoid to $(\{\iota\}, \Sigma, \mathcal{H}^d)$ by defining a general 2^d dimensional Hilbert space \mathcal{H}^d , such that $\mathcal{S}^d \subseteq \mathcal{H}^d$, and removing the typing requirements on $\{\iota\}$. Clearly, $(\{\iota\}, \Sigma, \mathcal{H}^d)$ is still a groupoid because every \mathbb{Q} ASM operation is valid in a traditional quantum language like SQIR. We then have the following two theorems to connect \mathbb{Q} ASM operations with operations in the general Hilbert space:

THEOREM 3.3. $(\{\iota\}, \Sigma, \Omega, \mathcal{S}^d) \subseteq (\{\iota\}, \Sigma, \mathcal{H}^d)$ is a subgroupoid.

THEOREM 3.4. Let $|y\rangle$ be an abbreviation of $\bigotimes_{m=0}^{d-1} \alpha(r_m) |b_m\rangle$ for $b_m \in \{0, 1\}$. If for every $i \in [0, 2^d)$, $\llbracket \iota \rrbracket |y_i\rangle = |y'_i\rangle$, then $\llbracket \iota \rrbracket (\sum_{i=0}^{2^d-1} |y_i\rangle) = \sum_{i=0}^{2^d-1} |y'_i\rangle$.

We prove these theorems as corollaries of the compilation correctness theorem from \mathbb{Q} ASM to SQIR (Theorem 4.1). Theorem 3.3 suggests that the space \mathcal{S}^d is closed under the application of any well-typed \mathbb{Q} ASM operation. Theorem 3.4 says that \mathbb{Q} ASM oracles can be safely applied to superpositions over classical states.³

\mathbb{Q} ASM programs are easily invertible, as shown by the rules in Figure 10. This inversion operation is useful for constructing quantum oracles; for example, the core logic in the QFT-based subtraction circuit is just the inverse of the core logic in the addition circuit (Figure 10). This allows us to reuse the proof of addition in the proof of subtraction. The inversion function satisfies the following properties:

THEOREM 3.5. [Type reversibility] For any well-typed program ι , such that $\Sigma; \Omega \vdash \iota \triangleright \Omega'$, its inverse ι' , where $\iota \xrightarrow{\text{inv}} \iota'$, is also well-typed and we have $\Sigma; \Omega' \vdash \iota' \triangleright \Omega$. Moreover, $\llbracket \iota; \iota' \rrbracket \varphi = \varphi$.

4 VQO QUANTUM ORACLE FRAMEWORK

This section presents vqo, our framework for specifying, compiling, testing, and verifying quantum oracles, whose architecture was given in Figure 1. We start by considering translation from \mathbb{Q} ASM to SQIR and proof of its correctness. Next, we discuss vqo's property-based random testing framework for \mathbb{Q} ASM programs. Finally, we discuss \mathbb{Q} IMP, a simple imperative language for writing oracles, which compiles to \mathbb{Q} ASM. We also present its proved-correct compiler and means to test the correctness of \mathbb{Q} IMP oracles.

³Note that a superposition over classical states can describe any quantum state, including entangled states.

$$\begin{array}{c}
\frac{}{\Sigma \vdash (\gamma, X p) \rightarrow (\gamma, X \gamma(p))} \qquad \frac{\gamma' = \gamma[\forall i. i < \Sigma(x) \Rightarrow (x, i) \mapsto \gamma(x, (i+1)\% \Sigma(x))]}{\Sigma \vdash (\gamma, \text{Lshift } x) \rightarrow (\gamma', \text{ID } (\gamma'(x, 0)))} \\
\frac{\Sigma \vdash (\gamma, \iota) \rightarrow (\gamma, \epsilon) \quad \epsilon' = \text{ctrl}(\gamma(p), \epsilon)}{\Sigma \vdash (\gamma, \text{CU } p \ \iota) \rightarrow (\gamma, \epsilon')} \qquad \frac{\Sigma \vdash (\gamma, \iota_1) \rightarrow (\gamma', \epsilon_1) \quad \Sigma \vdash (\gamma', \iota_2) \rightarrow (\gamma'', \epsilon_2)}{\Sigma \vdash (\gamma, \iota_1 ; \iota_2) \rightarrow (\gamma'', \epsilon_1 ; \epsilon_2)}
\end{array}$$

Fig. 12. Select \mathbb{Q} QASM to SQIR translation rules (SQIR circuits are marked blue)

4.1 Translation from \mathbb{Q} QASM to SQIR

vQO translates \mathbb{Q} QASM to SQIR by mapping \mathbb{Q} QASM positions to SQIR concrete qubit indices and expanding \mathbb{Q} QASM instructions to sequences of SQIR gates. Translation is expressed as the judgment $\Sigma \vdash (\gamma, \iota) \longrightarrow (\gamma', \epsilon)$ where Σ maps \mathbb{Q} QASM variables to their sizes, ϵ is the output SQIR circuit, and γ maps an \mathbb{Q} QASM position p to a SQIR concrete qubit index (i.e., offset into a global qubit register). At the start of translation, for every variable x and $i < \Sigma(x)$, γ maps (x, i) to a unique concrete index chosen from 0 to $\sum_x (\Sigma(x))$.

Figure 12 depicts a selection of translation rules.⁴ The first rule shows how to translate $X p$, which has a directly corresponding gate in SQIR. The second rule left-shifts the qubits of the target variable in the map γ , and produces an identity gate (which will be removed in a subsequent optimization pass). For example, say we have variables x and y in the map γ and variable x has three qubits so γ is $\{(x, 0) \mapsto 0, (x, 1) \mapsto 1, (x, 2) \mapsto 2, (y, 0) \mapsto 3, \dots\}$. Then after `Lshift x` the γ map becomes $\{(x, 0) \mapsto 1, (x, 1) \mapsto 2, (x, 2) \mapsto 0, (y, 0) \mapsto 3, \dots\}$. The last two rules translate the CU and sequencing instructions. In the CU translation, the rule assumes that ι 's translation does not affect the γ position map. This requirement is assured for well-typed programs per rule CU in Figure 7. `ctrl` generates the controlled version of an arbitrary SQIR program using standard decompositions [Nielsen and Chuang 2011, Chapter 4.3].

We have proved \mathbb{Q} QASM-to-SQIR translation correct. To formally state the correctness property we relate d -qubit \mathbb{Q} QASM states to SQIR states, which are vectors of 2^d complex numbers, via a function $\llbracket - \rrbracket_\gamma^d$, where γ is the virtual-to-physical qubit map. For example, say that our program uses two variables, x and y , and both have two qubits. The qubit states are $|0\rangle$ and $|1\rangle$ (meaning that x has type Nor), and $|\Phi(r_1)\rangle$ and $|\Phi(r_2)\rangle$ (meaning that y has type Phi). Furthermore, say that $\gamma = \{(x, 0) \mapsto 0, (x, 1) \mapsto 1, (y, 0) \mapsto 2, (y, 1) \mapsto 3\}$. This \mathbb{Q} QASM program state will be mapped to the 2^4 -element vector $|0\rangle \otimes |1\rangle \otimes (|0\rangle + e^{2\pi i r_1} |1\rangle) \otimes (|0\rangle + e^{2\pi i r_2} |1\rangle)$.

THEOREM 4.1. [\mathbb{Q} QASM translation correctness] Suppose $\Sigma; \Omega \vdash \iota \triangleright \Omega'$ and $\Sigma \vdash (\gamma, \iota) \rightarrow (\gamma', \epsilon)$. Then for $\Sigma; \Omega \vdash \varphi$, $\llbracket \iota \rrbracket \varphi = \varphi'$, and we have $\llbracket \epsilon \rrbracket \times \llbracket \varphi \rrbracket_\gamma^d = \llbracket \varphi' \rrbracket_{\gamma'}^d$, where $\llbracket \epsilon \rrbracket$ is the matrix interpretation of ϵ per SQIR's semantics.

The proof of translation correctness is by induction on the \mathbb{Q} QASM program ι . Most of the proof simply shows the correspondence of operations in ι to their translated-to gates ϵ in SQIR, except for shifting operations, which update the virtual-to-physical map.

Note that to link a complete, translated oracle ι into a larger SQIR program may require that $\gamma = \gamma'$, i.e., `neutral`(ι), so that logical inputs match logical outputs. This requirement is naturally met for programs written to be reversible, as is the case for all arithmetic circuits in this paper, e.g., `rz_adder` from Figure 3.

⁴Translation in fact threads through the typing judgment, but we elide that for simplicity.

4.2 Property-based Random Testing

\mathbb{Q} ASM’s type system ensures that states can be efficiently represented. We leverage this fact to implement a testing framework for \mathbb{Q} ASM programs using QuickChick [Paraskevopoulou et al. 2015], which is a property-based testing (PBT) framework for Coq in the style of Haskell’s QuickCheck [Claessen and Hughes 2000]. We use this framework for two purposes: To test correctness properties of \mathbb{Q} ASM programs and to experiment with the consequences of approximation for efficiency and correctness.

Implementation. PBT randomly generates inputs using a hand-crafted *generator*, and confirms that a property holds for the given inputs. Since arithmetic/oracle operations are defined over Nor-basis inputs, we wrote a generator for these inputs. A single test of an \mathbb{Q} ASM program involves five steps: (1) generate (or specify) n , which is the number of qubits in the input; (2) for each input variable x , generate uniformly random bitstrings $b_0b_1\dots b_{n-1}$ of length n , representing x ’s initial qubit value $\bigotimes_{i=0}^{n-1} \alpha(0) |b_i\rangle$; (3) prepare an \mathbb{Q} ASM state φ containing all input variables’ encoded bitstrings; (4) execute the \mathbb{Q} ASM program with the prepared state; and (5) check that the resulting state satisfies the desired property.

We took several steps to improve testing performance. First, we streamlined the representation of states: Per the semantics in Figure 9, in a state with n qubits, the phase associated with each qubit can be written as $\alpha(\frac{v}{2^n})$ for some natural number v . Qubit values in both bases are thus pairs of natural numbers: the global phase v (in range $[0, 2^n)$) and b (for $|b\rangle$) or y (for $|\Phi(\frac{y}{2^n})\rangle$). An \mathbb{Q} ASM state φ is a map from qubit positions p to qubit values q ; in our proofs, this map is implemented as a partial function, but for testing, we use an AVL tree implementation (proved equivalent to the functional map). To avoid excessive stack use, we implemented the \mathbb{Q} ASM semantics function tail-recursively. To run the tests, QuickChick runs OCaml code that it *extracts* from the Coq definitions; during extraction, we replace natural numbers and operations thereon with machine integers and operations. We present performance results in Section 5.

Testing Correctness. A full formal proof is the gold standard for correctness, but it is also laborious. It is especially deflating to be well through a proof only to discover that the intended property does not hold and, worse, that nontrivial changes to the program are necessary. Our PBT framework gives assurance that an \mathbb{Q} ASM program property is correct by attempting to falsify it using thousands of randomly generated instances, with good coverage of the program’s input space. We have used PBT to test the correctness of a variety of operators useful in oracle programs, as presented in Section 5. When implementing a QFT-adder circuit, using PBT revealed that we had encoded the wrong endianness. We have also used PBT with \mathbb{Q} IMP programs by first compiling them to \mathbb{Q} ASM and then testing their correctness at that level.

Assessing the Effect of Approximation. Because of the resource limitations of near-term machines, programmers may wish to *approximate* the implementation of an operation to save qubits or gates, rather than implement it exactly. For example, a programmer may prefer to substitute QFT with an approximate QFT, which requires fewer gates. Of course, this substitution will affect the circuit’s semantics, and the programmer will want to understand the *maximum distance* (similarity) between the approximate and exact implementations, to see if it is tolerable. To this end, we can test a relational property between the outputs of an exact and approximate circuit, on the same inputs, to see if the difference is acceptable. Section 5.4 presents experiments comparing the effect of approximation on circuits using QFT-based adders.

```

fixedp sin(Q fixedp  $x_{/8}$ , Q fixedp  $x_r$ , C nat  $n$ ) {
   $x_r = x_{/8}$ ; C fixedp  $n_y$ ; Q fixedp  $x_z$ ; Q fixedp  $x_1$ ;
  C nat  $n_1$ ; C nat  $n_2$ ; C nat  $n_3$ ; C nat  $n_4$ ; C nat  $n_5$ ;
  for (C nat  $i = 0$ ;  $i < n$ ;  $i++$ ) {
     $n_1 = i + 1$ ;  $n_2 = 2 * n_1$ ;  $n_3 = \text{pow}(8, n_2)$ ;  $n_4 = n_2 + 1$ ;
     $n_5 = n_4!$ ;  $n_y = n_3 / n_5$ ;  $x_z = \text{pow}(x_{/8}, n_4)$ ;
    if (even( $n_1$ )) {  $x_1 = n_y * x_z$ ;  $x_r += x_1$ ; }
    else {  $x_1 = n_y * x_z$ ;  $x_r -= x_1$ ; }
    inv( $x_1$ ); inv( $x_z$ ); }
  return ( $8 * x_r$ );
}

```

$$\sin x \approx 8 * \left(\frac{x}{8} - \frac{8^2}{3!} \left(\frac{x}{8} \right)^3 + \frac{8^4}{5!} \left(\frac{x}{8} \right)^5 - \frac{8^6}{7!} \left(\frac{x}{8} \right)^7 + \dots + (-1)^{n-1} \frac{8^{2n-2}}{(2n-1)!} \left(\frac{x}{8} \right)^{2n-1} \right)$$

Fig. 13. Implementing sine in \mathbb{Q} QIMP

4.3 \mathbb{Q} QIMP: A High-level Oracle Language

It is not uncommon for programmers to write oracles as metaprograms in a quantum assembly’s host language, e.g., as we did for `rz_adder` in Figure 3. But this process can be tedious and error-prone, especially when trying to write optimized code. To make writing efficient arithmetic-based quantum oracles easier, we developed \mathbb{Q} QIMP, a higher-level imperative language that compiles to \mathbb{Q} QASM. Here we discuss \mathbb{Q} QIMP’s basic features, describe how we optimize \mathbb{Q} QIMP programs during compilation using partial evaluation, and provide correctness guarantees for \mathbb{Q} QIMP programs. Using \mathbb{Q} QIMP, we have defined operations for the ChaCha20 hash-function [Bernstein 2008], exponentiation, sine, arcsine, and cosine, and tested program correctness by running inputs through \mathbb{Q} QIMP’s semantics. More details about \mathbb{Q} QIMP are available in Appendix B.

Language Features. An \mathbb{Q} QIMP program is a sequence of function definitions, with the last acting as the “main” function. Each function definition is a series of statements that concludes by returning a value v . \mathbb{Q} QIMP statements contain variable declarations, assignments (e.g., $x_r = x_{/8}$), arithmetic computations ($n_1 = i + 1$), loops, conditionals, and function calls. Variables x have types τ , which are either primitive types ω^m or arrays thereof, of size n . A primitive type pairs a base type ω with a *quantum mode* m . There are three base types: type `nat` indicates non-negative (natural) numbers; type `fixedp` indicates fixed-precision real numbers in the range $(-1, 1)$; and type `bool` represents booleans. The programmer specifies the number of qubits to use to represent `nat` and `fixedp` numbers when invoking the \mathbb{Q} QIMP compiler. The mode $m \in \{C, Q\}$ on a primitive type indicates when a type’s value is expected to be known: C indicates that the value is based on a classical parameter of the oracle, and should be known at compile time; Q indicates that the value is a quantum input to the oracle, computed at run-time.

Figure 13 shows the \mathbb{Q} QIMP implementation of the sine function, which is used in quantum applications such as Hamiltonian simulation [Childs 2009; Feynman 1982]. Because `fixedp` types must be in the range $(-1, 1)$, the function takes $\frac{1}{8}$ times the input angle in variable $x_{/8}$ (the input angle x is in $[0, 2\pi)$). The result, stored in variable x_r , is computed by a Taylor expansion of n terms. The standard formula for the Taylor expansion is $\sin x \approx x - \frac{x^3}{3!} + \frac{x^5}{5!} - \frac{x^7}{7!} + \dots + (-1)^{n-1} \frac{x^{2n-1}}{(2n-1)!}$; the loop in the algorithm computes an equivalent formula given input $\frac{1}{8}x$, as shown at the bottom of the figure.

Reversible Computation. Since programs that run on quantum computers must be *reversible*, \mathbb{Q} QIMP compiles functions to reverse their effects upon returning. In Figure 13, after the main

	if($x < y$)			
(1)	$a=x * y;$ $inv(z); \color{red}{\times}$	(2)	$a=x * y;$ else $z=x * y;$ $inv(z); \color{red}{\times}$	(3)
			$z=x * y;$ $x=x + 1; \color{red}{\times}$ $inv(z);$	(4)
			$z=x * y;$ $inv(z);$ $inv(z); \color{red}{\times}$	(5)
				$z+=x;$ $z=x * y; \checkmark$ $inv(z);$ $inv(z);$

Fig. 14. Example (in)valid uses of `inv`

function returns, only the return value is copied and stored to a target variable. For other values, like x_8 , the compiler will insert an *inverse circuit* to revert all side effects.

When variables are reused within a function, they must be *uncomputed* using $\mathbb{Q}QIMP$'s `inv x` operation. For example, in Figure 13, the second `inv` operation returns x_z to its state prior to the execution of $x_z = \text{pow}(x_8, n_4)$ so that x_z can be reassigned in the next iteration. We plan to incorporate automatic uncomputation techniques to insert `inv x` calls automatically, but doing so requires care to avoid blowup in the generated circuit [Paradis et al. 2021].

The vqo compiler imposes three restrictions on the use of `inv x`, which aim to ensure that each use uncomputes just one assignment to x . First, since the semantics of an `inv` operation reverses the most recent assignment, we require that every `inv` operation have a definite predecessor. Example (1) in Figure 14 shows an `inv` operation on a variable that does not have a predecessor; (2) shows a variable z whose predecessor is not always executed. Both are invalid in $\mathbb{Q}QIMP$. Second, the statements between an `inv` operation and its predecessor cannot write to any variables used in the body of the predecessor. Example (3) presents an invalid case where x is used in the predecessor of z , and is assigned between the `inv` and the predecessor. The third restriction is that, while sequenced `inv` operations are allowed, the number of `inv` operations must match the number of predecessors. Example (4) is invalid, while (5) is valid, because the first `inv` in (5) matches the multiplication assignment and the second `inv` matches the addition assignment.

To implement these well-formedness checks, vqo's $\mathbb{Q}QIMP$ compiler maintains a stack of assignment statements. Once the compiler hits an `inv` operation, it pops statements from the stack to find a match for the variable being uncomputed. It also checks that none of the popped statements contain an assignment of variables used in the predecessor statement.

Compilation from $\mathbb{Q}QIMP$ to $\mathbb{Q}QASM$. The $\mathbb{Q}QIMP$ compiler performs *partial evaluation* [Jones et al. 1993] on the input program given classical parameters; the residual program is compiled to a quantum circuit. In particular, we compile an $\mathbb{Q}QIMP$ program by evaluating its C -mode components, storing the results in a store σ , and then using these results while translating its Q -mode components into $\mathbb{Q}QASM$ code. For example, when compiling the for loop in Figure 13, the compiler will look up the value of loop-bound variable n in the store and update i 's value in the store for each iteration. When compiling the loop-body statement $n_1 = i + 1$, variable n_1 will simply be updated in the store, and no code generated. When compiling statement $x_z = \text{pow}(x_8, n_4)$, the fact that x_z has mode Q means that $\mathbb{Q}QASM$ code must be generated. Thus, each iteration will compile the non C -mode components of the body, essentially inlining the loop. As an illustration, if we were to initialize n to 3, the partially evaluated program would be equivalent to the following (in $\mathbb{Q}QASM$ rather than $\mathbb{Q}QIMP$).

$$\begin{aligned}
 x_r &= x_8; x_z = \text{pow}(x_8, 3); x_1 = \frac{8^2}{3!} * x_z; x_r -= x_1; inv x_1; inv x_z; \\
 x_z &= \text{pow}(x_8, 5); x_1 = \frac{8^4}{5!} * x_z; x_r += x_1; inv x_1; inv x_z; \\
 x_z &= \text{pow}(x_8, 7); x_1 = \frac{8^6}{7!} * x_z; x_r -= x_1; inv x_1; inv x_z;
 \end{aligned}$$

We have verified that compilation from $\mathbb{Q}QIMP$ to $\mathbb{Q}QASM$ is correct, in Coq, with a caveat: Proofs for assignment statements are parameterized by correctness statements about the involved

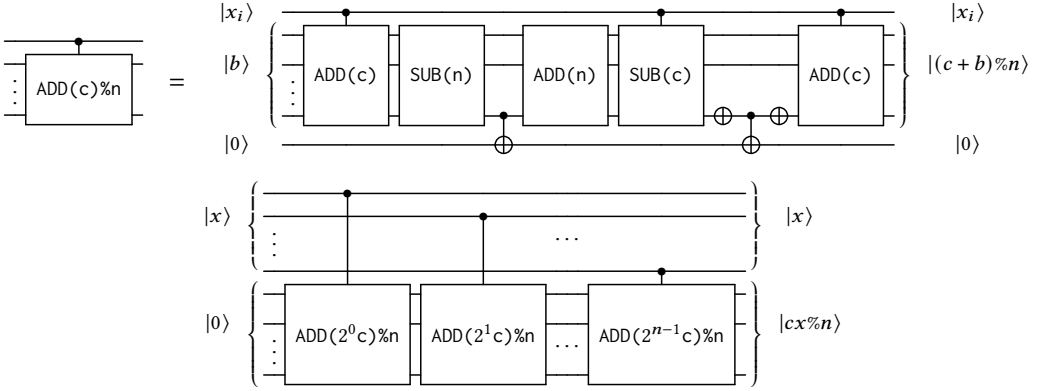


Fig. 15. Structure of modular multiplication circuits

operators. Each Coq operator function has a correctness statement associated with it; e.g., we state that the \mathbb{Q} ASM code produced by invoking `rz_adder` for addition corresponds to an addition at the \mathbb{Q} IMP level. In the case of `rz_adder` and a few others, we have a proof of this in Coq; for the rest, we use PBT to provide some assurance that the statement is true. Further details about \mathbb{Q} IMP compilation and its correctness claims can be found in Appendix B.

5 EVALUATION: ARITHMETIC OPERATORS IN \mathbb{Q} ASM

We evaluate `vqo` by (1) demonstrating how it can be used for validation, both by verification and random testing, and (2) by showing that it gets good performance in terms of resource usage compared to Quipper, a state-of-the-art quantum programming framework [Green et al. 2013]. This section presents the arithmetic operators we have implemented in \mathbb{Q} ASM, while the next section discusses the geometric operators and expressions implemented in \mathbb{Q} IMP. The following section presents an end-to-end case study applying Grover’s search.

5.1 Implemented Operators

Figures 16 and 17 summarize the operators we have implemented in \mathbb{Q} ASM.

The addition and modular multiplication circuits (parts (a) and (d) of Figure 16) are components of the oracle used in Shor’s factoring algorithm [Shor 1994], which accounts for most of the algorithm’s cost [Gidney and Ekerå 2021]. The oracle performs modular exponentiation on natural numbers via modular multiplication, which takes a quantum variable x and two co-prime constants $M, N \in \mathbb{N}$ and produces $(x * M) \% N$. We have implemented two modular multipliers—inspired by Beauregard [2003] and Markov and Saeedi [2012]—in \mathbb{Q} ASM. Both modular multipliers are constructed using controlled modular addition by a constant, which is implemented in terms of controlled addition and subtraction by a constant, as shown in Figure 15. The two implementations differ in their underlying adder and subtractor circuits: the first (QFT) uses a quantum Fourier transform-based circuit for addition and subtraction [Draper 2000], while the second (TOFF) uses a ripple-carry adder [Markov and Saeedi 2012], which uses classical controlled-controlled-not (Toffoli) gates.

Part (b) of Figure 16 shows results for \mathbb{Q} ASM implementations of multiplication (without the modulo) and part (c) shows results for modular division by a constant, which is useful in Taylor series expansions used to implement operators like sine and cosine. Figure 17 lists additional operations we have implemented in \mathbb{Q} ASM for arithmetic and Boolean comparison using natural and fixed-precision numbers.

	# qubits	# gates	Verified
\textcircled{Q} QASM TOFF	33	423	✓
\textcircled{Q} QASM QFT	32	1206	✓
\textcircled{Q} QASM QFT (const)	16	756 ± 42	✓
Quipper TOFF	47	768	
Quipper QFT	33	6868	
Quipper TOFF (const)	31	365 ± 11	

(a) Addition circuits (16 bits)

	# qubits	# gates	QC time (16 / 60 bits)
\textcircled{Q} QASM TOFF	49	11265	6 / 74
\textcircled{Q} QASM TOFF (const)	33	1739 ± 367	3 / 31
\textcircled{Q} QASM QFT	48	4339	4 / 138
\textcircled{Q} QASM QFT (const)	32	1372 ± 26	4 / 158
Quipper TOFF	63	8060	
Quipper TOFF (const)	41	2870 ± 594	

(b) Multiplication circuits (16 bits)

	# qubits	# gates	QC time (16 / 60 bits)
\textcircled{Q} QASM TOFF (const)	49	28768	16 / 397
\textcircled{Q} QASM QFT (const)	34	15288	5 / 412
\textcircled{Q} QASM AQFT (const)	34	5948	4 / 323
Quipper TOFF	98	37737	

(c) Division/modulo circuits (16 bits)

	# qubits	# gates	Verified
\textcircled{Q} QASM TOFF (const)	41	56160	✓
\textcircled{Q} QASM QFT (const)	19	18503	✓

(d) Modular multiplication circuits (8 bits)

Fig. 16. Comparison of \textcircled{Q} QASM and Quipper arithmetic operators. In the “const” case, one argument is a classically-known constant parameter. For (a)-(b) we present the average (\pm standard deviation) over 20 randomly selected constants c with $0 < c < 2^{16}$. For division/modulo, $x \bmod n$, we only consider the case when $n = 1$, which results in the maximum number of circuit iterations; the Quipper version assumes n is a variable, but uses the same number of iterations as the constant case when $n = 1$. In (d), we use the constant 255 ($= 2^8 - 1$) for the modulus and set the other constant to 173 (which is invertible mod 255). Quipper supports no QFT-based circuits aside from an adder. “QC time” is the time (in seconds) for QuickChick to run 10,000 tests.

type	Verified	Randomly Tested
Nat /Bool	$[x-N]_q$ $[N-x]_q$ $[x-y]_{q,t}$ $[x=N]_{q,t}$ $[x<N]_{q,t}$ $[x=y]_{q,t}$ $[x<y]_{q,t}$	$[x+N]_a$ $[x+y]_a$ $[x-N]_t$ $[N-x]_t$ $[x-y]_q$ $[x\%N]_{a,q,t}$ $[x/N]_{a,q,t}$
FixedP	$[x+N]_q$ $[x+y]_t$ $[x-N]_q$ $[N-x]_q$ $[x-y]_t$ $[x=N]_{q,t}$ $[x<N]_{q,t}$ $[x=y]_{q,t}$ $[x<y]_{q,t}$	$[x+N]_t$ $[x+y]_q$ $[x-N]_t$ $[N-x]_t$ $[x-y]_q$ $[x*N]_{q,t}$ $[x*y]_{q,t}$ $[x/N]_{q,t}$

$x, y =$ variables, $N =$ constant,
 $[\]_{a,q,t} =$ AQFT-based (a), QFT-based (q), or Toffoli-based (t)

All testing is done with 16-bit/60-bit circuits.

Fig. 17. Other verified & tested operations

5.2 Validating Operator Correctness

As shown in Figure 16, we have fully verified the adders and modular multipliers used in Shor’s algorithm. These constitute the first proved-correct implementations of these functions, as far as we are aware.

All other operations in the figure were tested with QuickChick. To ensure these tests were efficacious, we confirmed they could find hand-injected bugs; e.g., we reversed the input bitstrings

for the QFT adder (Figure 3) and confirmed that testing found the endianness bug. The tables in Figure 16 give the running times for the QuickChick tests—the times include the cost of extracting the Coq code to OCaml, compiling it, and running it with 10,000 randomly generated inputs. We tested these operations both on 16-bit inputs (the number that’s relevant to the reported qubit and gate sizes) and 60-bit inputs. For the smaller sizes, tests complete in a few seconds; for the larger sizes, in a few minutes. For comparison, we translated the operators’ \mathbb{Q} ASM programs to SQIR, converted the SQIR programs to OpenQASM 2.0 [Cross et al. 2017], and then attempted to simulate the resulting circuits on test inputs using the DDSim [Burgholzer et al. 2021], a state-of-the-art quantum simulator. Unsurprisingly, the simulation of the 60-bit versions did not complete when running overnight.

We also verified and property-tested several other operations, as shown in Figure 17.

During development, we found two bugs in the original presentation of the QFT-based modular multiplier [Beauregard 2003]. The first issue was discovered via random testing and relates to assumptions about the endianness of stored integers. The binary number in Figure 6 of the paper uses a little-endian format whereas the rest of the circuit assumes big-endian. Quipper’s implementation of this algorithm solves the problem by creating a function in their Haskell compiler to reverse the order of qubits. In \mathbb{Q} ASM, we can use the Rev operation (which does not insert SWAPs) to correct the format of the input binary number.

The second issue was discovered during verification. Beauregard [2003] indicates that the input x should be less than 2^n where n is the number of bits. However, to avoid failure the input must *actually* be less than N , where N is the modulus defined in Shor’s algorithm. To complete the proof of correctness, we needed to insert a preprocessing step to change the input to $x\%N$. The original on-paper implementation of the ripple-carry-based modular multiplier [Markov and Saeedi 2012] has the same issue.

5.3 Operator Resource Usage

Figure 16 compares the resources used by \mathbb{Q} ASM operators with counterparts in Quipper. In both cases, we compiled the operators to OpenQASM 2.0 circuits,⁵ and then ran the circuits through the voqc optimizer [Hietala et al. 2021b] to ensure that the outputs account for inefficiencies in automatically-generated circuit programs (e.g., no-op gates inserted in the base case of a recursive function). voqc outputs the final result to use gates preferred by the Qiskit compiler [Cross 2018], which are the single-qubit gates U_1, U_2, U_3 and the two-qubit gate $CNOT$.

We also provide resource counts (computed by the same procedure) for our implementations of 8-bit modular multiplication. Quipper does not have a built-in operation for modular multiplication (which is different from multiplication followed by a modulo operator in the presence of overflow).

We define all of the arithmetic operations in Figure 16 for arbitrary input sizes; the limited sizes in our experiments (8 and 16 bits) are to account for inefficiencies in voqc. For the largest circuits (the modular multipliers), running voqc takes about 10 minutes.

Comparing QFT and Toffoli-based operators. The results show that the QFT-based implementations always use fewer qubits. This is because they do not need ancillae to implement reversibility. For both division/modulo and modular multiplication (used in Shor’s oracle), the savings are substantial because those operators are not easily reversible using Toffoli-based gates, and more ancillae are needed for uncomputation.

The QFT circuits also typically use fewer gates. This is partially due to algorithmic advantages of QFT-based arithmetic, partially due to voqc (voqc reduced QFT circuit gate counts by 57% and Toffoli circuit gate counts by 28%) and partially due to the optimized decompositions we use to

⁵We converted the output Quipper files to OpenQASM 2.0 using a compiler produced at Dalhousie University [Bian 2020].

convert many-qubit gates to the one- and two-qubit gates supported by `vqc`.⁶ We found during evaluation that gate counts are highly sensitive to the decompositions used: Using a more naïve decomposition of the controlled-Toffoli gate (which simply computes the controlled version of every gate in the standard Toffoli decomposition) increased the size of our Toffoli-based modular multiplication circuit by 1.9x, and a similarly naïve decomposition of the controlled-controlled-Rz gate increased the size of our QFT-based modular multiplication circuit by 4.4x. We also found that gate counts (especially for the Toffoli-based circuits) are sensitive to choice of constant parameter: The QFT-based constant multiplication circuits had between 1320 and 1412 gates, while the Toffoli-based circuits had between 988 and 2264. Unlike gate counts, qubit counts are more difficult to optimize because they require fundamentally changing the structure of the circuit; this makes QFT’s qubit savings for modular multiplication even more impressive.

Overall, our results suggest that QFT-based arithmetic provides better and more consistent performance, so when compiling \mathbb{Q} IMP programs (like the sine function in Figure 13) to \mathbb{Q} ASM, we should bias towards using the QFT-based operators.

Comparing to Quipper. Overall, Figure 16(a)-(c) shows that operator implementations in \mathbb{Q} ASM consume resources comparable to those available in Quipper, often using fewer qubits and gates, both for Toffoli- and QFT-based operations. In the case of the QFT adder, the difference in results is because the Quipper-to-OpenQASM converter we use has a more expensive decomposition of controlled-Rz gates.⁷ In the other cases (all Toffoli-based circuits), we made choices when implementing the oracles that improved their resource usage. Nothing fundamental stopped the Quipper developers from having made the same choices, but we note they did not have the benefit of the \mathbb{Q} ASM type system and PBT framework. Quipper has recently begun to develop a random testing framework based on QuickCheck [Claessen and Hughes 2000], but it only applies to Toffoli-based (i.e., classical) gates.

5.4 Approximate Operators

\mathbb{Q} ASM’s efficiently-simulable semantics can be used to predict the effect of using approximate components, which enables a new workflow for optimizing quantum circuits: Given an exact circuit implementation, replace a subcomponent with an approximate implementation; use `vqc`’s PBT framework to compare the outputs between the exact and approximate circuits; and finally decide whether to accept or reject the approximation based on the results of these tests, iteratively improving performance.

In this section, we use `vqc`’s PBT framework to study the effect of replacing QFT circuits with AQFT circuits (Figure 3) in addition and division/modulo circuits.

Approximate Addition. Figure 18(a) shows the results of replacing QFT with AQFT in the QFT adder from Figure 16(a). As expected, a decrease in precision leads to a decrease in gate count. On the other hand, our testing framework demonstrates that this also increases error (measured as absolute difference accounting for overflow, maximized over randomly-generated inputs). Random testing over a wider range of inputs suggests that dropping b bits of precision from the exact

⁶We use the decompositions for Toffoli and controlled-Toffoli at https://qiskit.org/documentation/_modules/qiskit/circuit/library/standard_gates/x.html; the decomposition for controlled-Rz at https://qiskit.org/documentation/_modules/qiskit/circuit/library/standard_gates/u1.html; and the decomposition for controlled-controlled-Rz at <https://quantumcomputing.stackexchange.com/questions/11573/controlled-u-gate-on-ibmq>. The decompositions we use are all proved correct in the `sqir` development. All of the decompositions are ancilla free.

⁷Bian [2020] decomposes a controlled-Rz gate into a circuit that uses two Toffoli gates, an Rz gate, and an ancilla qubit. In `vqc`, each Toffoli gate is decomposed into 9 single-qubit gates and 6 two-qubit gates. In contrast, `vqc`’s decomposition for controlled-Rz uses 3 single-qubit gates, 2 two-qubit gates, and no ancilla qubits.

Precision	# gates	Error
16 bits (full)	1206	± 0
15 bits	1063	± 1
14 bits	929	± 3

(a) Varying the precision in a 16-bit adder

# iters. ($I + 1$)	TOFF	QFT	AQFT	% savings
1	1798	1794	1717	4.5 / 4.5
4	7192	4432	3488	48.5 / 21.2
8	14384	8017	4994	65.2 / 37.7
12	21576	11637	5684	73.6 / 51.1
16	28768	15288	5948	79.3 / 61.1

(b) Gate counts for TOFF vs. QFT vs. AQFT division/modulo circuits; the righthand column shows the savings for TOFF vs. AQFT and QFT vs. AQFT

Fig. 18. Effects of approximation

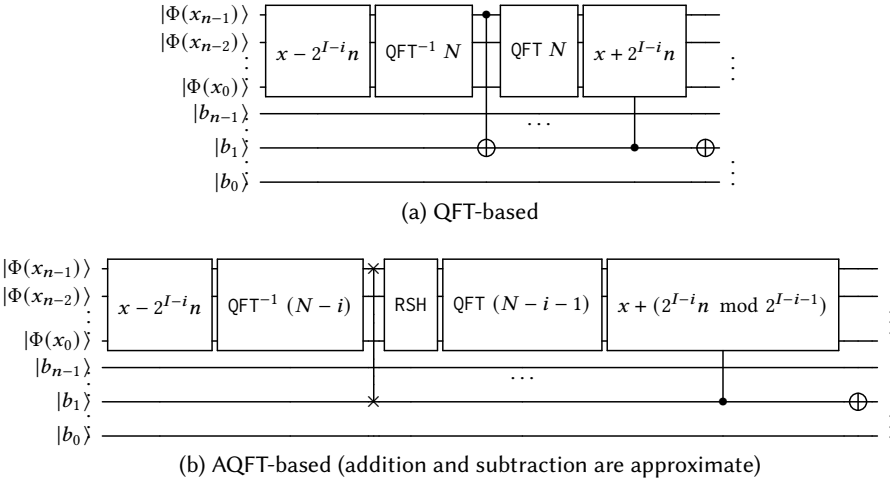


Fig. 19. One step of the QFT/AQFT division/modulo circuit

QFT adder always induces an error of at most $\pm 2^b - 1$. This exponential error suggests that the “approximate adder” is not particularly useful on its own, as it is effectively ignoring the least significant bits in the computation. However, it computes the most significant bits correctly: if the inputs are both multiples of 2^b then an approximate adder that drops b bits of precision will always produce the correct result.

Exact Division/Modulo using an Approximate Adder. Even though the approximate adder is not particularly useful for addition, there are still cases where it can be useful as a subcomponent. For example, the modulo/division circuit relies on an addition subcomponent, but does not need every bit to be correctly added.

Figure 19(a) shows one step of an N -bit QFT-based modulo circuit that computes $x \bmod n$ for constant n . The algorithm runs for $I + 1$ iterations, where $2^{N-1} \leq 2^I n < 2^N$, with the iteration counter i increasing from 0 to I (inclusive). In each iteration, the circuit in Figure 19(a) computes $x - 2^{I-i}n$ and uses the result’s most significant bit (MSB) to check whether $x < 2^{N-1-i}$. If the MSB is 0, then $x \geq 2^{N-1-i}$ and the circuit continues to next iteration; otherwise, it adds $2^{I-i}n$ to the result and continues.

We can improve the resource usage of the circuit in Figure 19(a) by replacing the addition, subtraction, and QFT components with approximate versions, as shown in Figure 19(b). At the

start of each iteration, $x < 2^{N-i}$, so it is safe to replace components with versions that will perform the intended operation on the lowest $(N - i)$ bits. The circuit in Figure 19(b) begins by subtracting the top $(N - i)$ bits, and then converts x back to the Nor basis using an $(N - i)$ -bit precision QFT. It then swaps the MSB with an ancilla, guaranteeing that the MSB is 0. Next, it uses a `Rshift` to move the cleaned MSB to become the lowest significant bit (effectively, multiplying x by 2) and uses a $(N - i - 1)$ -bit precision QFT to convert back to the Phi basis. Finally, it conditionally adds back the top $(N - i - 1)$ bit of the value $(2^{I-i}n \bmod 2^{I-i-1})$, ignoring the original MSB.

The result is a division/modulo circuit that uses approximate components, but, as our testing assures, is exactly correct. Figure 18(b) shows the required resources for varying numbers of iterations. Compared to the QFT-based circuit, for a single iteration, the approximation provides a 4.5% savings. And the saving increases with more iterations. In the case of the maximum number of iterations (16 for $n = 1$), the AQFT-based division/modulo circuit uses 61.1% fewer gates than the QFT-based implementation and 79.3% fewer gates than the Toffoli-based implementation.

6 EVALUATION: \mathbb{Q} IMP ORACLES AND PARTIAL EVALUATION

The prior section considered arithmetic operators implemented in \mathbb{Q} ASM, which are the building blocks for operators we have programmed using \mathbb{Q} IMP, including sine, arcsine, cosine, arccosine, and exponentiation on fixed-precision numbers. These operators are useful in near-term applications; for example, the arcsine and sine functions are used in the quantum walk algorithm [Childs 2009]. We used \mathbb{Q} IMP’s source semantics to test each operator’s correctness.

As discussed in Section 4.3, one of the key features of \mathbb{Q} IMP is *partial evaluation* during compilation to \mathbb{Q} ASM. The simplest optimization similar to partial evaluation happens for a binary operation $x := x \odot y$, where y is a constant value. Figure 16 hints at the power of partial evaluation for this case—all constant operations (marked “const”) generate circuits with significantly fewer qubits and gates. Languages like Quipper take advantage of this by producing special circuits for operations that use classically-known constant parameters.

Partial evaluation takes this one step further, pre-evaluating as much of the circuit as possible. For example, consider the fixed precision operation $\frac{x*y}{M}$ where M is constant and a natural number, and x and y are two fixed precision numbers that may be constants. This is a common pattern, appearing in many quantum oracles (recall the $\frac{8^n * x}{n!}$ in the Taylor series decomposition of sine). In Quipper, this is expression compiled to $r_1 = \frac{x}{M}; r_2 = r_1 * y$. The \mathbb{Q} IMP compiler produces different outputs depending on whether x and y are constants. If they both are constant, \mathbb{Q} IMP simply assigns the result of computing $\frac{x*y}{M}$ to a quantum variable. If x is a constant, but y is not, \mathbb{Q} IMP evaluates $\frac{x}{M}$ classically, assigns the value to r_1 , and evaluates r_2 using a constant multiplication circuit. If they are both quantum variables, \mathbb{Q} IMP generates a circuit to evaluate the division first and then the multiplication.

In Figure 20 (a) we show the size of the circuit generated for $\frac{x*y}{M}$ where zero, one, or both variables are classically known. It is clear that more classical variables in a program lead to a more efficient output circuit. If x and y are both constants, then only a constant assignment circuit is needed, which is a series of X gates. Even if only one variable is constant, it may lead to substantial savings: In this example, if x is constant, the compiler can avoid the division circuit and use a constant multiplier instead of a general multiplier. These savings quickly add up: Figure 20 (b) shows the qubit size difference between our implementation of sine and Quippers’. Both the TOFF and QFT-based circuits use fewer than 7% of the qubits used by Quipper’s sine implementation.⁸

⁸ \mathbb{Q} IMP also benefits from its representation of fixed-precision numbers (Section 4.3), which is more restrictive than Quipper’s. Our representation of fixed-precision numbers reduces the qubit usage of the sine function by half, so about half of the qubit savings can be attributed to this.

	# qubits	# gates
OQIMP (x, y const)	16	16
OQIMP TOFF (x const)	33	1739 ± 376
OQIMP QFT (x const)	16	1372 ± 26
OQIMP TOFF	33	61470
OQIMP QFT	32	25609

(a) Fixed-precision circuits for $\frac{x*y}{M}$ with $M = 5$ (16 bits)

	# qubits
OQIMP TOFF	418
OQIMP QFT	384
Quipper	6142

(b) Sine circuits (64 bits)

Fig. 20. Effects of partial evaluation

7 CASE STUDY: GROVER’S SEARCH

Here we present a case study of integrating an oracle implemented with vqo into a full quantum algorithm, Grover’s search algorithm, implemented and verified in sqir.

Grover’s search algorithm [Grover 1996, 1997], described in Section 2, has implications for cryptography, in part because it can be used to find collisions in cryptographic hash functions [Bernstein 2010]. Thus, the emergence of quantum computers may require lengthening hash function outputs.

We have used \textcircled{Q} IMP to implement the ChaCha20 stream cipher [Bernstein 2008] as an oracle for Grover’s search algorithm. This cipher computes a hash of a 256-bit key, a 64-bit message number, and a 64-bit block number, and it is actively being used in the TLS protocol [Langley et al. 2016; Rescorla 2018]. The procedure consists of twenty cipher rounds, most easily implemented when segmented into quarter-round and double-round subroutines. The only operations used are bitwise XOR, bit rotations, and addition modulo 2^{32} , all of which are included in \textcircled{Q} IMP; the implementation is given in Figure 21.

To test our oracle implementation, we wrote our specification as a Coq function on bitstrings. We then defined correspondence between these bitstrings and program states in \textcircled{Q} ASM semantics and conjectured that for any inputs, the semantics of our compiled oracle matches the corresponding outputs from our specification function. Using random testing (Section 4.2), we individually tested the quarter-round and double-round subroutines as well as the whole twenty-round cipher, performing a sort of unit testing. We also tested the oracle for the boolean-valued function that checks whether the ChaCha20 output matches a known bitstring rather than producing the output directly. This oracle can be compiled to sqir using our verified compiler, and then the compiled oracle can be used by Grover’s algorithm to invert the ChaCha20 function and find collisions. Grover’s algorithm was previously implemented and verified in sqir [Hietala et al. 2021a], and we have modified this implementation and proof to allow for oracles with ancillae like the ones generated by our compiler; thus, our successful QuickChick tests combined with the previously proved theorems for Grover’s algorithm provide confidence that we can find Chacha20’s hash collisions in a certain probability through Grover’s algorithm.

8 RELATED WORK

Oracles in Quantum Languages. Quantum programming languages have proliferated in recent years. Many of these languages (e.g. Quil [Rigetti Computing 2019], OpenQASM 2.0 [Cross et al. 2017], sqir [Hietala et al. 2021b]) describe low-level circuit programs and provide no abstractions for describing quantum oracles. Higher-level languages may provide library functions for performing common oracle operations (e.g. Q# [Microsoft 2017], Scaffold [Abhari et al. 2012; Litteken et al. 2020]) or support compiling from classical programs to quantum circuits (e.g. Quipper [Green

```

Q nat [4] qr(Q nat x1, Q nat x2, Q nat x3, Q nat x4) {
  x1 += x2; x4 ⊕= x1; x4 <<= 16;
  x3 += x4; x2 ⊕= x3; x4 <<= 12;
  x1 += x2; x2 ⊕= x1; x4 <<= 8;
  x3 += x4; x2 ⊕= x3; x4 <<= 7
  return [x1, x2, x3, x4];
}

void chacha20(Q nat [16] x) {
  for(C nat i = 20; i > 0; i -= 2) {
    [x[0], x[4], x[8], x[12]] = qr(x[0], x[4], x[8], x[12]);
    [x[1], x[5], x[9], x[13]] = qr(x[1], x[5], x[9], x[13]);
    [x[2], x[6], x[10], x[14]] = qr(x[2], x[6], x[10], x[14]);
    [x[3], x[7], x[11], x[15]] = qr(x[3], x[7], x[11], x[15]);
    [x[0], x[5], x[10], x[15]] = qr(x[0], x[5], x[10], x[15]);
    [x[1], x[6], x[11], x[12]] = qr(x[1], x[6], x[11], x[12]);
    [x[2], x[7], x[8], x[13]] = qr(x[2], x[7], x[8], x[13]);
    [x[3], x[4], x[9], x[14]] = qr(x[3], x[4], x[9], x[14]);
  }
}

```

Fig. 21. ChaCha20 implementation in \mathbb{Q}_{IMP}

et al. 2013]), but still leave some important details (like uncomputation of ancilla qubits) to the programmer.

There has been some work on type systems to enforce that uncomputation happens correctly (e.g. Silq [Bichsel et al. 2020]), and on automated insertion of uncomputation circuits (e.g. Quipper [Green et al. 2013], Unqomp [Paradis et al. 2021]), but while these approaches provide useful automation, they also lead to inefficiencies in compiled circuits. For example, all of these tools force compilation into the classical gate set X , CNOT, and CCNOT (or “Toffoli”), which precludes the use of QFT-based arithmetic, which uses fewer qubits than Toffoli-based approaches. Of course, programmers are not obligated to use automation for constructing oracles—they can do it by hand for greater efficiency—but this risks mistakes. vQO allows programmers to produce oracles automatically from \mathbb{Q}_{IMP} using `inv` to uncompute, or to manually implement oracle functions in \mathbb{Q}_{ASM} , in both cases supporting formal verification and testing.

Verified Quantum Programming. Recent work on formally verifying quantum programs includes \mathbb{Q}_{WIRE} [Rand 2018], SQIR [Hietala et al. 2021a], and $\mathbb{Q}_{\text{BRICKS}}$ [Chareton et al. 2020]. These tools have been used to verify a range of quantum algorithms, from Grover’s search to quantum phase estimation. Like these tools, properties of \mathbb{Q}_{ASM} programs are expressed and verified in a proof assistant. But, unlike these tools, we focus on a quantum sub-language that, while not able to express any quantum program, is efficiently simulatable. This allows us to reuse existing infrastructure (like QuickChick [Paraskevopoulou et al. 2015]) for testing Coq properties.

Verified Compilation of Quantum Programs. Recent work has looked at verified optimization of quantum circuits (e.g., voQC [Hietala et al. 2021b], CertiQ [Shi et al. 2019]), but the problem of verified *compilation* from high-level languages to quantum circuits has received less attention. The only examples of verified compilers for quantum circuits are ReVerC [Amy et al. 2017] and ReQWIRE [Rand et al. 2018]. Both of these tools support verified translation from a low-level Boolean expression language to circuits consisting of X , CNOT, and CCNOT gates. Compared to these

tools, vqo supports both a higher-level classical source language ($\text{\textcircled{Q}IMP}$) and a more interesting quantum target language ($\text{\textcircled{Q}ASM}$).

9 CONCLUSION

We present vqo, a framework for expressing, testing, and verifying quantum oracles. The key component of vqo is $\text{\textcircled{Q}ASM}$, the oracle quantum assembly language, which can express a restricted class of quantum programs that are efficiently simulatable (and hence testable) and are useful for implementing quantum oracles. We have verified the translator from $\text{\textcircled{Q}ASM}$ to SQIR and have verified (or randomly tested) many arithmetic circuits written in $\text{\textcircled{Q}ASM}$. We also present $\text{\textcircled{Q}IMP}$, a high-level imperative language, and compiler from $\text{\textcircled{Q}IMP}$ to $\text{\textcircled{Q}ASM}$ (framework verified and arithmetic operations randomly tested). We have used vqo to implement oracles and oracle components useful in quantum programming, like modular multiplication and sine, and showed that our performance is comparable to the state-of-the-art (unverified) framework Quipper. We also demonstrated the benefit of partial evaluation in $\text{\textcircled{Q}IMP}$, showing that partial evaluation results in our implementation of sine using just 7% of the qubits used in Quipper’s implementation.

ACKNOWLEDGMENTS

We thank Leonidas Lampropoulos for helping us with effective use of QuickChick, and Aaron Green and Robert Rand for helpful comments and contributions during the development of this work. This material is based upon work supported by the U.S. Department of Energy, Office of Science, Office of Advanced Scientific Computing Research, Quantum Testbed Pathfinder Program under Award Number DE-SC0019040, and the Air Force Office of Scientific Research under Grant No. FA95502110051.

REFERENCES

- Ali Abhari, Arvin Faruque, Mohammad Javad Dousti, Lukas Svec, Oana Catu, Amlan Chakrabati, Chen-Fu Chiang, Seth Vanderwilt, John Black, Frederic Chong, Margaret Martonosi, Martin Suchara, Ken Brown, Massoud Pedram, and Todd Brun. 2012. *Scaffold: Quantum Programming Language*. Technical Report. Princeton University.
- Matthew Amy, Martin Roetteler, and Krysta M. Svore. 2017. Verified Compilation of Space-Efficient Reversible Circuits. In *Computer Aided Verification*, Rupak Majumdar and Viktor Kunčák (Eds.), Springer International Publishing, Cham, 3–21.
- Adriano Barenco, Artur Ekert, Kalle-Antti Suominen, and Päivi Törmä. 1996. Approximate quantum Fourier transform and decoherence. *Physical Review A* 54, 1 (Jul 1996), 139–146. <https://doi.org/10.1103/physreva.54.139>
- Stephane Beauregard. 2003. Circuit for Shor’s Algorithm Using $2n+3$ Qubits. *Quantum Info. Comput.* 3, 2 (March 2003), 175–185.
- Daniel J. Bernstein. 2008. ChaCha, a variant of Salsa20 (*The State of the Art of Stream Ciphers*). ECRYPT Network of Excellence in Cryptology, 273–278. <https://cr.ypt.org/papers.html#chacha>
- Daniel J. Bernstein. 2010. Grover vs. McEliece. In *Post-Quantum Cryptography*, Nicolas Sendrier (Ed.). Springer Berlin Heidelberg, Berlin, Heidelberg, 73–80. https://doi.org/10.1007/978-3-642-12929-2_6
- Xiaoning Bian. 2020. Compile Quipper quantum circuit to OpenQasm 2.0 program. <https://www.mathstat.dal.ca/~xbian/QasmTrans/> [Online; accessed 8-July-2021].
- Benjamin Bichsel, Maximilian Baader, Timon Gehr, and Martin Vechev. 2020. Silq: A High-Level Quantum Language with Safe Uncomputation and Intuitive Semantics. In *Proceedings of the 41st ACM SIGPLAN Conference on Programming Language Design and Implementation* (London, UK) (PLDI 2020). Association for Computing Machinery, New York, NY, USA, 286–300. <https://doi.org/10.1145/3385412.3386007>
- Lukas Burgholzer, Hartwig Bauer, and Robert Wille. 2021. Hybrid Schrödinger-Feynman Simulation of Quantum Circuits With Decision Diagrams. arXiv:2105.07045 [quant-ph]
- Christophe Charetton, Sébastien Bardin, François Bobot, Valentin Perrelle, and Benoit Valiron. 2020. Toward Certified Quantum Programming. arXiv e-prints (2020). arXiv:2003.05841 [cs.PL]
- Andrew M. Childs. 2009. On the Relationship Between Continuous- and Discrete-Time Quantum Walk. *Communications in Mathematical Physics* 294, 2 (Oct 2009), 581–603.
- Koen Claessen and John Hughes. 2000. QuickCheck: A Lightweight Tool for Random Testing of Haskell Programs. In *Proceedings of the Fifth ACM SIGPLAN International Conference on Functional Programming (ICFP ’00)*. Association for

- Computing Machinery, New York, NY, USA, 268–279. <https://doi.org/10.1145/351240.351266>
- Andrew Cross. 2018. The IBM Q experience and QISKit open-source quantum computing software. In *APS Meeting Abstracts*.
- Andrew W. Cross, Lev S. Bishop, John A. Smolin, and Jay M. Gambetta. 2017. Open quantum assembly language. *arXiv e-prints* (Jul 2017). arXiv:1707.03429 [quant-ph]
- Thomas G. Draper. 2000. Addition on a Quantum Computer. *arXiv e-prints*, Article quant-ph/0008033 (Aug. 2000), quant-ph/0008033 pages. arXiv:quant-ph/0008033 [quant-ph]
- Thomas G. Draper. 2000. Addition on a Quantum Computer. *arXiv: Quantum Physics* (2000).
- Richard P Feynman. 1982. Simulating physics with computers. *International journal of theoretical physics* 21, 6/7 (1982), 467–488.
- Craig Gidney and Martin Ekerå. 2021. How to factor 2048 bit RSA integers in 8 hours using 20 million noisy qubits. *Quantum* 5 (April 2021), 433. <https://doi.org/10.22331/q-2021-04-15-433>
- Google Quantum AI. 2019. Cirq: An Open Source Framework for Programming Quantum Computers. <https://quantumai.google/cirq>
- Alexander Green, Peter LeFanu Lumsdaine, Neil J. Ross, Peter Selinger, and Benoît Valiron. 2013. Quipper: A scalable quantum programming language. In *Proceedings of the 34th ACM SIGPLAN Conference on Programming Language Design and Implementation (PLDI 2013)*. 333–342. <https://doi.org/10.1145/2491956.2462177>
- Lov K. Grover. 1996. A Fast Quantum Mechanical Algorithm for Database Search. In *Proceedings of the Twenty-Eighth Annual ACM Symposium on Theory of Computing* (Philadelphia, Pennsylvania, USA) (STOC '96). Association for Computing Machinery, New York, NY, USA, 212–219. <https://doi.org/10.1145/237814.237866> arXiv:quant-ph/9605043
- Lov K. Grover. 1997. Quantum Mechanics Helps in Searching for a Needle in a Haystack. *Phys. Rev. Lett.* 79 (July 1997), 325–328. Issue 2. <https://doi.org/10.1103/PhysRevLett.79.325> arXiv:quant-ph/9706033
- L. Hales and S. Hallgren. 2000. An improved quantum Fourier transform algorithm and applications. In *Proceedings 41st Annual Symposium on Foundations of Computer Science*. 515–525. <https://doi.org/10.1109/SFCS.2000.892139>
- Kesha Hietala, Robert Rand, Shih-Han Hung, Liyi Li, and Michael Hicks. 2021a. Proving Quantum Programs Correct. In *Proceedings of the Conference on Interactive Theorem Proving (ITP)*.
- Kesha Hietala, Robert Rand, Shih-Han Hung, Xiaodi Wu, and Michael Hicks. 2021b. A Verified Optimizer for Quantum Circuits. In *Proceedings of the ACM Conference on Principles of Programming Languages (POPL)*.
- Neil D. Jones, Carsten K. Gomard, and Peter Sestoft. 1993. *Partial Evaluation and Automatic Program Generation*. Prentice-Hall, Inc., USA.
- A. Langley, W. Chang, N. Mavrogiannopoulos, J. Strombergson, and S. Josefsson. 2016. *ChaCha20-Poly1305 Cipher Suites for Transport Layer Security (TLS)*. RFC 7905. <https://doi.org/10.17487/RFC7905>
- Andrew Litteken, Yung-Ching Fan, Devina Singh, Margaret Martonosi, and Frederic T Chong. 2020. An updated LLVM-based quantum research compiler with further OpenQASM support. *Quantum Science and Technology* 5, 3 (may 2020), 034013. <https://doi.org/10.1088/2058-9565/ab8c2c>
- Thomas Loke. 2017. *Quantum circuit design for quantum walks*. Ph.D. Dissertation. the University of Western Australia.
- Igor L. Markov and Mehdi Saeedi. 2012. Constant-Optimized Quantum Circuits for Modular Multiplication and Exponentiation. *Quantum Info. Comput.* 12, 5–6 (May 2012), 361–394.
- Microsoft. 2017. *The Q# Programming Language*. <https://docs.microsoft.com/>
- Yunseong Nam, Yuan Su, and Dmitri Maslov. 2020. Approximate quantum Fourier transform with $O(n \log(n))$ T gates. *npj Quantum Information* 6, 1 (Mar 2020). <https://doi.org/10.1038/s41534-020-0257-5>
- Michael A. Nielsen and Isaac L. Chuang. 2011. *Quantum Computation and Quantum Information* (10th anniversary ed.). Cambridge University Press, USA.
- Anouk Paradis, Benjamin Bichsel, Samuel Steffen, and Martin Vechev. 2021. Unqomp: Synthesizing Uncomputation in Quantum Circuits. In *Proceedings of the 42nd ACM SIGPLAN International Conference on Programming Language Design and Implementation (Virtual, Canada) (PLDI 2021)*. Association for Computing Machinery, New York, NY, USA, 222?236. <https://doi.org/10.1145/3453483.3454040>
- Zoe Paraskevopoulou, Cătălin Hrițcu, Maxime Dénès, Leonidas Lampropoulos, and Benjamin C. Pierce. 2015. Foundational Property-Based Testing. In *Interactive Theorem Proving*, Christian Urban and Xingyuan Zhang (Eds.). Springer International Publishing, Cham, 325–343. https://doi.org/10.1007/978-3-319-22102-1_22
- Robert Rand. 2018. *Formally verified quantum programming*. Ph.D. Dissertation. University of Pennsylvania.
- Robert Rand, Jennifer Paykin, Dong-Ho Lee, and S. Zdancewic. 2018. ReQWIRE: Reasoning about Reversible Quantum Circuits. In *QPL*.
- E. Rescorla. 2018. *The Transport Layer Security (TLS) Protocol Version 1.3*. RFC 8446. <https://doi.org/10.17487/RFC8446>
- Rigetti Computing. 2019. The @rigetti optimizing Quil compiler. <https://github.com/rigetti/quilc>
- Rigetti Computing. 2021. PyQuil: Quantum programming in Python. <https://pyquil-docs.rigetti.com>
- Yunong Shi, Xupeng Li, Runzhou Tao, Ali Javadi-Abhari, Andrew W. Cross, Frederic T. Chong, and Ronghui Gu. 2019. Contract-based verification of a realistic quantum compiler. *arXiv e-prints* (Aug 2019). arXiv:1908.08963 [quant-ph]

- P.W. Shor. 1994. Algorithms for quantum computation: discrete logarithms and factoring. In *Proceedings 35th Annual Symposium on Foundations of Computer Science*. 124–134. <https://doi.org/10.1109/SFCS.1994.365700>
- Rolando Somma. 2020. Are We Ready for Quantum Computers? *Scientific American* (2020). <https://blogs.scientificamerican.com/observations/are-we-ready-for-quantum-computers>
- Angela Wilkins. 2021. The Way I See It: The State of Quantum Computing. *Rice University* (2021). <https://news.rice.edu/news/2021/way-i-see-it-state-quantum-computing>

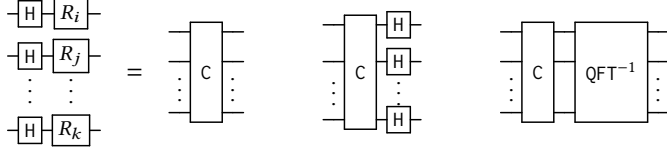


Fig. 22. Example quantum pattern as part of a graph representation in the quantum walk algorithm [Loke 2017]. R_i is a z-axis rotation by $2\pi/2^i$ (written $RZ\ i$ in $\mathbb{Q}ASM+$).

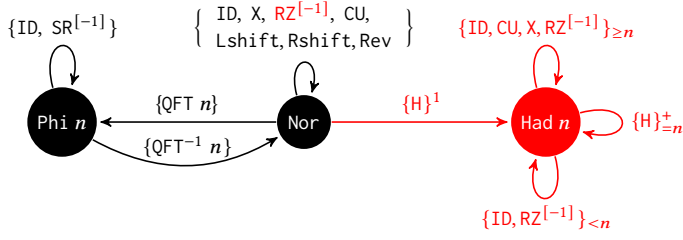


Fig. 23. Typing state machine. Red indicates new additions to $\mathbb{Q}ASM+$.

Position	$p ::= (x, n)$	Nat. Num n	Variable x
Instruction	$\iota ::= ID\ p \mid X\ p \mid \iota ; \iota$		
	$\mid SR^{[-1]}\ n\ x \mid QFT^{[-1]}\ n\ x \mid CU\ p\ \iota$		
	$\mid Lshift\ x \mid Rshift\ x \mid Rev\ x$		
	$\mid RZ^{[-1]}\ n\ p \mid H\ p$		

Fig. 24. $\mathbb{Q}ASM+$ syntax. For an operator OP , $OP^{[-1]}$ indicates that the operator has a built-in inverse available.

A $\mathbb{Q}ASM+$: EXTENDING $\mathbb{Q}ASM$ WITH ADDITIONAL GATES

$\mathbb{Q}ASM+$ extends $\mathbb{Q}ASM$ by adding an Rz gate, a Hadamard gate, and a $Had\ n$ basis, which uses the same qubit form as the Φ basis (i.e., $\alpha(r_1) |\Phi(r_2)\rangle$). $\mathbb{Q}ASM+$ is useful for defining common circuit patterns that appear as subcomponents of quantum algorithms. For example, the circuit C in Figure 22 is used in several places in the encoding of the graph in a quantum walk algorithm [Loke 2017]. The behaviors of circuits like C , which consist only of Hadamard and Rz gates, can be efficiently tested using $\mathbb{Q}ASM+$. Recall from Figure 2 that QFT and AQFT circuits also have this form, meaning that we can use $\mathbb{Q}ASM+$ to evaluate different implementations of AQFT/QFT to use when compiling $\mathbb{Q}ASM$ to SQIR.

A.1 $\mathbb{Q}ASM+$ Syntax, Type System, and Semantics

The new syntax in $\mathbb{Q}ASM+$ is marked in red in Figure 24. Every valid $\mathbb{Q}ASM$ program is also valid in $\mathbb{Q}ASM+$. All $\mathbb{Q}ASM$ typing rules are also valid in $\mathbb{Q}ASM+$; the new rules are summarized by the red parts of Figure 8 and listed in the top of Figure 25. Rules RZ , RRZ , $RZ\text{-HAD}$, and $RRZ\text{-HAD}$ deal with Rz gates. Rules $HAD\text{-1}$ and $HAD\text{-2}$ enforce that once a variable is in the $Had\ n$ basis, it can never return to Nor . These rules represent the gradual transition of a Nor basis variable to a Had basis variable. Given a $Had\ i$ basis variable x , H can only be applied to (x, i) , and the result is in the $Had\ i + 1$ basis, as indicated by the $\{H\}^+_{=n}$ label in Figure 23. For $j < i$, (x, j) has the form $\alpha(b) |\Phi(b')\rangle$; thus, only ID and RZ^{-1} gates are allowed. For $j \geq i$, (x, j) has the form $\alpha(b) |\Phi(c)\rangle$;

Typing:

$$\begin{array}{c}
\text{RZ} \\
\frac{\Omega(x) = \text{Nor} \quad n < \Sigma(x)}{\Sigma; \Omega \vdash \text{RZ } q(x, n) \triangleright \Omega} \\
\\
\text{RRZ} \\
\frac{\Omega(x) = \text{Nor} \quad n < \Sigma(x)}{\Sigma; \Omega \vdash \text{RZ}^{-1} q(x, n) \triangleright \Omega} \\
\\
\text{RZ-HAD} \\
\frac{\Omega(x) = \text{Had } n \quad m < n}{\Sigma; \Omega \vdash \text{RZ } q(x, m) \triangleright \Omega} \\
\\
\text{RRZ-HAD} \\
\frac{\Omega(x) = \text{Had } n \quad m < n}{\Sigma; \Omega \vdash \text{RZ}^{-1} q(x, m) \triangleright \Omega} \\
\\
\text{HAD-1} \\
\frac{\Omega(x) = \text{Nor} \quad 0 < \Sigma(x)}{\Sigma; \Omega \vdash \text{H}(x, 0) \triangleright \Omega[x \mapsto \text{Had } 1]} \\
\\
\text{HAD-2} \\
\frac{\Omega(x) = \text{Had } n \quad n < \Sigma(x)}{\Sigma; \Omega \vdash \text{H}(x, n) \triangleright \Omega[x \mapsto \text{Had } n + 1]} \\
\\
\text{NOR-HAD} \\
\frac{\Sigma; \Omega[\text{var}(i) \mapsto \text{Nor}] \vdash \iota \triangleright \Omega' \quad \Omega'(\text{var}(i)) = \text{Nor} \quad \Omega(\text{var}(i)) = \text{Had } n \quad n \leq \text{pos}(i) < \Sigma(x)}{\Sigma; \Omega \vdash \iota \triangleright \Omega'[\mapsto \text{Had } n]}
\end{array}$$

Semantics:

$$\begin{array}{l}
\llbracket \text{RZ } m(x, i) \rrbracket \varphi = \varphi[(x, i) \mapsto \uparrow \text{rz}(m, \downarrow \varphi(x, i))] \\
\text{where } \text{rz}(m, |0\rangle) = |0\rangle \quad \text{rz}(m, |1\rangle) = \alpha(\frac{1}{2^m}) |1\rangle \quad \text{rz}(m, |\Phi(r)\rangle) = |\Phi(r + \frac{1}{2^m})\rangle \\
\\
\llbracket \text{RZ}^{-1} m(x, i) \rrbracket \varphi = \varphi[(x, i) \mapsto \uparrow \text{rrz}(m, \downarrow \varphi(x, i))] \\
\text{where } \text{rrz}(m, |0\rangle) = |0\rangle \quad \text{rrz}(m, |1\rangle) = \alpha(-\frac{1}{2^m}) |1\rangle \quad \text{rrz}(m, |\Phi(r)\rangle) = |\Phi(r - \frac{1}{2^m})\rangle \\
\\
\llbracket \text{H}(x, i) \rrbracket \varphi = \varphi[(x, i) \mapsto |\Phi(\frac{b}{2})\rangle] \quad \text{where } \downarrow \varphi(x, i) = |b\rangle
\end{array}$$

Fig. 25. $\mathbb{Q}\text{QASM}^+$ additional typing and semantics rules

thus, all allowed Nor gates are permitted. The $\mathbb{Q}\text{QASM}^+$ semantics extends the $\mathbb{Q}\text{QASM}$ semantics (Figure 9) with rules for H and RZ gates, as shown in the bottom of Figure 25.

To support the new Had basis, we extend Definition 3.1 as follows:

Definition A.1 (Well-formed $\mathbb{Q}\text{QASM}$ state). A state φ is *well-formed*, written $\Sigma; \Omega \vdash \varphi$, iff:

- For every $x \in \Omega$ such that $\Omega(x) = \text{Nor}$, for every $k < \Sigma(x)$, $\varphi(x, k)$ has the form $\alpha(r) |b\rangle$.
- For every $x \in \Omega$ such that $\Omega(x) = \text{Had } n$, for every $k < n$, $\varphi(x, k)$ has the form $\alpha(b) |\Phi(b')\rangle$; and for every $n \leq k < \Sigma(x)$, $\varphi(x, k)$ has the form $\alpha(b) |c\rangle$.
- For every $x \in \Omega$ such that $\Omega(x) = \text{Phi } n$ and $n \leq \Sigma(x)$, there exists a value v such that for every $k < \Sigma(x)$, $\varphi(x, k)$ has the form $\alpha(r) |\Phi(\frac{v}{2^{n-k}})\rangle$.

We have re-proved type soundness (Theorem 3.2) for $\mathbb{Q}\text{QASM}^+$, but the subgroupoid (Theorem 3.3) and type reversibility (Theorem 3.5) theorems *do not* hold. We can re-state the quantum summation formula (Theorem 3.4) as follows, allowing input in the Nor basis and output in the Had basis.

THEOREM A.2. Let $|y\rangle$ be an abbreviation of $\bigotimes_{m=0}^{d-1} \alpha(r_m) |b_m\rangle$ for $b_m \in \{0, 1\}$. If for every $i \in [0, 2^d)$, $\llbracket \iota \rrbracket |y_i\rangle = |\Phi(r_i)\rangle$, then $\llbracket \iota \rrbracket (\sum_{i=0}^{2^d-1} |y_i\rangle) = \sum_{i=0}^{2^d-1} |\Phi(r_i)\rangle$.

B $\mathbb{Q}\text{QIMP}$: SEMANTICS, TYPING, AND COMPILATION

Though it is common practice, writing oracles in a host metalanguage—like using Coq to write $\mathbb{Q}\text{QASM}$ programs—is tedious and error prone. To make writing arithmetic-based quantum oracles easier, we developed $\mathbb{Q}\text{QIMP}$, a source-level, imperative language. This section describes $\mathbb{Q}\text{QIMP}$'s design rationale and features, and sketches its formal semantics, metatheory, and partially-verified compilation to $\mathbb{Q}\text{QASM}$.

B.1 Syntax and Overview

The grammar of core $\mathbb{Q}\text{QIMP}$ is given in Figure 26. An $\mathbb{Q}\text{QIMP}$ program \underline{P} is a sequence of global variable declarations $\bar{\tau} \bar{x}$ followed by a sequence of function definitions \bar{d} , where the last of these

Bitstring	b	
Nat. Num	m, n	
Variable	x, y	
Mode	q	$::= C \mid Q$
Base type	ω	$::= \text{bool} \mid \text{fixedp} \mid \text{nat}$
Type	τ	$::= \omega^q \mid \text{array } n \omega^q$
Value	v	$::= l \mid (\omega)b$
LValue	l	$::= x \mid x[v]$
Bool Expr	e	$::= v < v \mid v = v \mid \text{even } v \mid \dots$
Operator	op	$::= + \mid - \mid \times \mid \otimes \mid \dots$
Statement	s	$::= l \leftarrow v \text{ op } v \mid l \stackrel{op}{\leftarrow} v \mid l \leftarrow v \mid l \leftarrow f \bar{v}$ $\mid \text{inv } l \mid \text{for } x \ v \ s \mid \text{if } e \ s \ s \mid s ; s$
FunDef	d	$::= \text{def } f(\overline{\omega^q x}) \{ \bar{\tau} y; s; \text{return } v \}$
Program	P	$::= \bar{\tau} x; \bar{d}$

Fig. 26. Core \mathbb{Q} QIMP syntax

$$\begin{array}{c}
\frac{}{\Xi \vdash \sigma; l \leftarrow v_1 \text{ op } v_2 \longrightarrow \sigma[l \mapsto \text{app}^{op}(v_1, v_2)]} (\text{bin}) \quad \frac{\sigma; v \longrightarrow n \quad \Xi \vdash \sigma[x \mapsto 0]; s; n \longrightarrow \sigma'}{\Xi \vdash \sigma; \text{for } x \ v \ s \longrightarrow \sigma'} (\text{for_t}) \\
\frac{}{\Xi \vdash \sigma; s; 0 \longrightarrow \sigma} (\text{for_}\emptyset) \quad \frac{\Xi \vdash \sigma; s \longrightarrow \sigma' \quad \Xi \vdash \sigma'; s; n \longrightarrow \sigma''}{\Xi \vdash \sigma; s; S \ n \longrightarrow \sigma''} (\text{for_n})
\end{array}$$

Fig. 27. Select \mathbb{Q} QIMP semantics

acts as the “main” function. A function definition d declares parameters and local variables; its body consists of a statement s ; and it concludes by returning a value v . All variables are initialized as 0.

Variables x have types τ , which are either primitive types ω^q or arrays thereof, of size n . A primitive type pairs a base type ω with a quantum mode q . There are three base types: type `nat` indicates non-negative (natural) numbers; type `fixedp` indicates fixed-precision real numbers in the range $(-1, 1)$; and type `bool` represents booleans. The programmer specifies the number of qubits to use to represent `nat` and `fixedp` numbers when invoking the `vqo` compiler. We discuss modes q and our rationale for the choice of primitive types, below.

\mathbb{Q} QIMP statements s consist of assignments, loops, conditionals, and sequences of statements, as is typical. Assignments are always made to lvalues l , which are either variables or array locations, and come in four forms. $l \leftarrow v \text{ op } v$ assigns to l the result of applying binary operator op on two value parameters v . Values can be either lvalues or literals $(\omega)b$, where b is a bitstring and ω is the base type that indicates its interpretation. $l \stackrel{op}{\leftarrow} v$ is a unary assignment; it is equivalent to $l \leftarrow l \text{ op } v$. $l \leftarrow v$ initializes l to a value. $l \leftarrow f \bar{v}$ assigns to l the result of calling function f with arguments \bar{v} .

B.2 Semantics

We define a big-step operational semantics for \mathbb{Q} QIMP; select rules are shown in Figure 27. The judgment $\Xi \vdash \sigma; s \longrightarrow r$ states that under function environment Ξ and input store σ , statement s evaluates to result r . Here, Ξ is a partial map from function variables f to their definitions, and σ is a partial map from variables x and array locations $x[n]$ to a *history* of literal values $(\omega)b$. A result r is either an output store σ' or a run-time failure `Error`, which arises due to an out-of-bounds

$$\begin{array}{c}
\frac{}{\Gamma \vdash (\omega)b : \omega^C} \quad \frac{\Gamma(x) = \text{array } n \ \omega^q \quad \Gamma \vdash v : \omega^C}{\Gamma \vdash x[v] : \omega^q} \quad \frac{\Gamma(x) = \omega^q}{\Gamma \vdash x : \omega^q} \quad \frac{\Gamma \vdash v : \omega^q \quad q \sqsubset Q}{\Gamma \vdash v : \omega^Q} \\
\frac{\Gamma \vdash e : \text{bool}^q \quad \Xi; \Gamma; q \sqcup q' \vdash s_1 \quad \Xi; \Gamma; q \sqcup q' \vdash s_2}{\Xi; \Gamma; q' \vdash \text{if } e \ s_1 \ s_2} (\text{if}) \\
\frac{\Gamma \vdash v_1 : \omega^C \quad \Gamma \vdash v_2 : \omega^C \quad \Gamma(l) = \omega^C}{\Xi; \Gamma; C \vdash l \leftarrow v_1 \ \text{op } v_2} (\text{binop_c}) \quad \frac{l \neq v_1 \quad l \neq v_2 \quad \Gamma \vdash v_1 : \omega^Q \quad \Gamma \vdash v_2 : \omega^Q \quad \Gamma(l) = \omega^Q}{\Xi; \Gamma; q \vdash l \leftarrow v_1 \ \text{op } v_2} (\text{binop_q}) \\
\frac{\Gamma(x) = \text{nat}^C \quad \Gamma \vdash v : \text{nat}^C \quad \Xi; \Gamma; q \vdash s}{\Xi; \Gamma; q \vdash \text{for } x \ v \ s} (\text{for}) \quad \frac{\Xi; \Gamma; q \vdash s_1 \quad \Xi; \Gamma; q \vdash s_2}{\Xi; \Gamma; q \vdash s_1 ; s_2} (\text{seq}) \\
\frac{\Xi(f) = ((\tau_1 \ x_1 \dots \tau_n \ x_n), \overline{\tau y}, s, v, \Gamma') \quad \Gamma \vdash v_1 : \omega_1^C \dots \Gamma \vdash v_n : \omega_n^C \quad \Gamma'(x_1) = \omega_1^C \dots \Gamma'(x_n) = \omega_n^C}{\Xi; \Gamma; q \vdash l \leftarrow f \ v_1 \dots v_n} (\text{call}) \\
\frac{\Gamma' = \text{gen_}\Gamma(\Gamma, \overline{\tau x} @ \overline{\tau y}) \quad \Xi; \Gamma'; C \vdash s \quad \Gamma' \vdash v : \omega^q}{\Xi; \Gamma \vdash (\text{def } f(\overline{\tau x}) \{ \overline{\tau y}; s; \text{return } v \}) \triangleright \Xi[f \mapsto (\overline{\tau x}, \overline{\tau y}, s, v, \Gamma')]} (\text{fun})
\end{array}$$

Fig. 28. Select \mathbb{Q} IMP typing rules

index or a division by zero. The semantics also defines the standard subsidiary judgments, e.g., $\Xi; \sigma \vdash e \longrightarrow (\omega)b$ evaluates e under Ξ and σ to a literal result.

The \mathbb{Q} IMP semantics is largely standard except for the treatment of σ : An assignment of v to a Q -mode variable x pushes v to the history $\sigma(x)$, and likewise for assignments to $x[n]$. Assignment to a C -mode variable x replaces x 's history with the singleton $[v]$. Lookup of x returns the topmost literal of $\sigma(x)$, while $\text{inv } x$ pops off the top element of $\sigma(x)$. For example, in Figure 13, executing the statement $x_z = \text{pow}(x_{/8}, n_4)$ updates the topmost element of $\sigma(x_z)$ to $\text{pow}(x_{/8}, n_4)$. After the computation of $\text{inv } x_z$, this new value for x_z is erased and the store entry for x_z reverts to what it was before. Evaluating $l \leftarrow f \ \bar{v}$ performs uncomputation automatically. It amounts to evaluating f 's body s (stored in Ξ) under σ extended with mappings for the function's parameters to \bar{v} and local variables to 0. When execution of s concludes, the returned result will be copied to l , and the added mappings will be dropped from the output σ (effectively uncomputing them). Moreover any updates to global variables will be reverted, just as if inv had been applied for each modification thereto. To evaluate a program P , we populate Ξ with P 's function definitions, set the initial σ to map P 's global variables to $(\omega)0$ (where ω is extracted from the variable's declared type), and then evaluate main 's body s (which has no arguments); main 's return v is evaluated using the σ' that results.

B.3 Typing

The semantics of \mathbb{Q} IMP defines what a program P would do if we ran it directly, but our intention is not to do this, but to compile P to a quantum oracle. We can think of P as a computation whose inputs are the Q -mode global variables; all of the C -mode globals—and function calls, loops, etc.—will be inlined away by the compiler, so that what remains can be compiled directly to a quantum circuit. When that quantum circuit is executed, it will produce the result indicated by the \mathbb{Q} IMP semantics.

To ensure that this is possible, the \mathbb{Q} IMP type system restricts how various constructs are used, based on when their variables are available, as is standard for partial evaluation [Jones et al. 1993]. The \mathbb{Q} IMP type system in Figure 28 defines three judgments. The first is $\Gamma \vdash v : \omega^q$, which states

that under assumptions Γ , value v has primitive type ω^q ; a similar judgment (not shown) handles boolean expressions e . As usual Γ maps variables x to types τ . Arrays are not first class, and always classical, so the array index rule requires the index to have mode C . Modes q are organized as a lattice with $C \sqsubset Q$ for the purposes of subtyping: a value known at compile-time (C) can have its use deferred to run-time (Q) if need be.

The second judgment has form $\Xi; \Gamma; q \vdash s$, which states that in context q and under assumptions Ξ and Γ , statement s is well formed. The context q indicates the mode of the data that determines whether the current statement was reached, either classical C (compile time) or quantum Q (run time). At the outset, the context q is C —the program’s execution depends on no prior result—but the context can change at a conditional. If the guard e ’s type is bool^Q , then which branch executes depends on a quantum result, so the branches should be checked in mode Q . If the guard e ’s type is bool^C , then the branches should be checked in the current mode q . Both notions are captured in a single rule, with the branches checked in mode $q' \sqcup q$, where q' is the current mode and q is from the guard’s.

Rule (`binop_c`) types the assignment to a C -mode (compile-time) lvalue. Here, both operands must be C mode too, i.e., known at compile time. Such a statement can only be typed in context C : It will have no run-time effect, so its execution must not be conditional on quantum data. Rule (`binop_q`) considers assignments to Q -mode variables, which can occur in any context q . Both operands are also in Q mode (possibly made so through subtyping), and moreover must be different from the output-variable (l), though the operands can be the same. This restriction is leveraged to simplify compilation (the $l \stackrel{op}{\leftarrow} v$ form can be used to update the left-hand side). If both operands are the same, one is copied out to a temporary register, to avoid violating the no cloning rule.

Rule `call` checks that the input arguments and the parameters for the function have the same size, the types are matched, and the return value (v) of the function is a subtype of the to-be-assigned variable (l).

A for loop may be evaluated in whatever context q its body s may be evaluated in. During compilation it will be unrolled, so we require the iterator x and the bound value v to be type C .

The rule (`fun`), which type checks a function, has form $\Xi; \Gamma \vdash d \triangleright \Xi'$ where Ξ and Ξ' are partial maps from function names to a tuple of (i) a list of function arguments, (ii) a list of declarations ($\overline{\tau y}$) in the function, (iii) a function body statement, (iv) the return value for the function, and (v) a map (Γ) recording the types for variables in the function and global variables declared in the program. The judgment outputs Ξ' containing the function information and acting as the new function environment. `gen_Γ(Γ, $\overline{\tau x} @ \overline{\tau y}$)` adds variable-type information to Γ for the two lists $\overline{\tau x}$ and $\overline{\tau y}$. The list $\overline{\tau x}$ should contain only C -mode variables since we require all function arguments to be C (users can always use global Q -mode variables), while the local declaration list $\overline{\tau y}$ contains C or Q mode variables. The type judgment for functions resembles the (`fun`) rule except that the input is a list of functions, and the type judgment for the whole program resembles the (`call`) rule except that we also need to generate a type environment for global variables.

Well-formedness of `inv x` statements is checked in conjunction with typing, as described in Section 4.3.

B.4 Soundness

Definition B.1. (Store Consistency) Let s be an \mathbb{OQIMP} statement and Γ be a type environment such that $\Gamma \vdash s$. We say that store S is consistent with Γ if and only if for every variable x and index i , if $\Gamma(x)$ is defined and $i < \text{sizeof}(x)$, then there exists a value v , such that $S(x, i) = v$.

Type soundness is divided into two parts: progress and preservation. The progress theorem (for statements) says that every well typed \mathbb{OQIMP} program can take a step:

THEOREM B.2. (Progress) Let s be a well-formed \mathbb{Q} IMP statement, and Γ and Γ' be type environments such that $\Gamma \vdash s \triangleright \Gamma'$. Let S be a store that is consistent with Γ' . Then there exists a v such that $\Xi \vdash_s S; s \longrightarrow v$.

The value v above can be an Error state or a final store evaluated from the big-step semantics for statements (\vdash_s). Because \mathbb{Q} IMP uses a big-step operational semantics, it is trivial to prove that the final type environment after evaluating statement s is the same as the input type environment. We thus choose to prove a different form of preservation related to store consistency:

THEOREM B.3. (Preservation) Let s be a well-formed \mathbb{Q} IMP statement, and Γ and Γ' be type environments such that $\Gamma \vdash s \triangleright \Gamma'$. Let S and S' be stores. If S is consistent with Γ and $\Xi \vdash_s S; s \longrightarrow S'$, then S' is consistent with Γ' .

The preservation theorem says that if a statement evaluates to a non-Error state with resulting store S' , then S' is consistent with the resulting type environment. The proofs of the two theorems are done by induction on the statement s ; both are mechanized in Coq.

B.5 Compilation to \mathbb{Q} ASM

Compilation for \mathbb{Q} IMP statements is a partial function of the form $\Xi; \Gamma; \Theta \vdash (n * \sigma * s) \rightsquigarrow \kappa$, where:

- Ξ is a map from function variables to their definitions;
- Γ is the standard type environment;
- Θ is a map from \mathbb{Q} IMP variables to \mathbb{Q} ASM variables;
- n is the current amount of scratch space (i.e., number of ancilla qubits) needed;
- σ is a dynamic store that records the values for all C -mode variables;
- s is an \mathbb{Q} IMP statement;
- and κ is the result of compilation, which is either Error or a value (n, σ, u) , where n is the final amount of scratch space, σ is the resulting store for C -mode variables, and u is the generated \mathbb{Q} ASM circuit.

Ξ and Γ are generated during type checking and the amount of scratch space (n) is initialized to 0.

Compilation assumes (correct) \mathbb{Q} ASM implementations of primitive arithmetic operators. An addition operation $l \stackrel{+}{\leftarrow} v$ in \mathbb{Q} IMP will be compiled to an \mathbb{Q} ASM program $\text{add}(l, v)$ that will either apply a constant or general adder from Section 5, depending on whether v has mode C or Q (if both l and v have mode C , then the result is precomputed). Compilation expects two global settings: flag $fl \in \{\text{Classical}, \text{QFT}\}$ indicates whether \mathbb{Q} ASM operators should use Toffoli-based or QFT-based arithmetic, and size $sz \in \mathbb{N}$ fixes the bit size of operations.

Figure 29 provides a select set of compilation rules from \mathbb{Q} IMP to \mathbb{Q} ASM. The first two rules compile an assignment operation. If l and v are both typed as Q -mode, we compile the assignment to a pre-defined \mathbb{Q} ASM program, which we look up using get_op . For example, if op is an addition, $\text{get_op}(op)$ produces the \mathbb{Q} ASM program add , described above. The rule for the case where one variable has mode Q and the other variables has mode C is similar. On the other hand, if l and v are both typed as C -mode, we update the store σ by computing the addition directly using the \mathbb{Q} IMP semantics (Appendix B.2) and generate the trivial \mathbb{Q} ASM program ID.

The rules (if_c) and (if_q) are for branching operations. If the Boolean guard has mode C , we evaluate the expression to its value and choose one of the branches for further compilation; (if_c) shows the case where e evaluates to true. If the Boolean guard has mode Q , we generate an \mathbb{Q} ASM expression to compute the guard and store the result in (χ, n) , where χ is the scratch space variable and n is the current scratch space index. We then compile the two branches conditioned on (χ, n) , as shown in rule (if_q).

$$\begin{array}{c}
\frac{\Gamma \vdash l : \omega^Q \quad \Gamma \vdash v : \omega^Q \quad u = \text{get_op}(op)(fl, \Theta(l), \Theta(v), sz)}{\Xi; \Gamma; \Theta \vdash (n, \sigma, l \stackrel{op}{\leftarrow} v) \rightsquigarrow (n, \sigma, u)} \text{(bin_q)} \\
\\
\frac{\Gamma \vdash l : \omega^C \quad \Gamma \vdash v : \omega^C \quad \Xi \vdash_s \sigma; l \stackrel{op}{\leftarrow} v \longrightarrow \sigma'}{\Xi; \Gamma; \Theta \vdash (n, \sigma, l \stackrel{op}{\leftarrow} v) \rightsquigarrow (n, \sigma', \text{ID}(\Theta(l), 0))} \text{(bin_c)} \quad \frac{\Gamma \vdash e : \text{bool}^C \quad \Xi \vdash \sigma; e \longrightarrow (\text{bool})\text{true}}{\Xi; \Gamma; \Theta \vdash (n, \sigma, s_1) \rightsquigarrow (n', \sigma', u)} \text{(if_c)} \\
\\
\frac{\Gamma \vdash e : \text{bool}^Q \quad \Xi; \Gamma; \Theta \vdash (n, \sigma, e) \rightsquigarrow (n_e, \sigma_e, u_e) \quad \Xi; \Gamma; \Theta \vdash (n_e, \sigma_e, s_1) \rightsquigarrow (n_1, \sigma_1, u_1) \quad \Xi; \Gamma; \Theta \vdash (n_1, \sigma_e, s_2) \rightsquigarrow (n_2, \sigma_2, u_2) \quad u' = u_e; \text{CU}(\chi, n) u_1; \text{X}(\chi, n); \text{CU}(\chi, n) u_2}{\Xi; \Gamma; \Theta \vdash (n, \sigma, \text{if } e \text{ } s_1 \text{ } s_2) \rightsquigarrow (n_2, \sigma_e, u')} \text{(if_q)} \\
\\
\frac{\Xi(f) = (\overline{\tau x}, \overline{\tau y}, s, l', \Gamma') \quad \Theta' = \text{add_}\Theta^Q(\Theta, \Gamma', \overline{\tau y}) \quad \Gamma' \vdash l' : \omega^Q \quad \Gamma \vdash l : \omega^Q \quad \sigma' = \text{init_}\sigma^C(\overline{\tau x}, \overline{\tau y}) \quad \Xi; \Gamma'; \Theta' \vdash (n, \sigma', s) \rightsquigarrow (n', \sigma'', u) \quad u' = u; \text{copy}(\Theta'(l'), \Theta(l)); \text{qinv}(u)}{\Xi; \Gamma; \Theta \vdash (n, \sigma, l \leftarrow f \overline{v}) \rightsquigarrow (n, \sigma, u')} \text{(call)}
\end{array}$$

Fig. 29. Select \mathbb{Q} QIMP to \mathbb{Q} QASM compilation rules

Rule (call) compiles a function call. $\text{add_}\Theta^Q$ extends the \mathbb{Q} QIMP-to- \mathbb{Q} QASM variable map with the new Q -mode variables in the local declaration list $\overline{\tau y}$. The \mathbb{Q} QIMP type system requires that all function arguments $(\overline{\tau x})$ have mode C . $\text{init_}\sigma^C$ initializes the values of all variables in $\overline{\tau x}$ to their corresponding values in \overline{v} and all C -mode variables in $\overline{\tau y}$ to 0. $\text{copy}(x, y)$ is an \mathbb{Q} QASM program that copies the states of all qubits in x to y using a series of $\text{CU } p_x \times p_y$ operations. In the case where l' (the return value of f) has mode C , we do not need to generate a circuit for the function f ; instead, we just generate a circuit to set l to the value of l' . If l also has mode C , we just update l 's in σ without generating any circuit.

We prove that compilation is correct: Given an \mathbb{Q} QIMP program P that compiles to an \mathbb{Q} QASM circuit C , evaluating P according to the \mathbb{Q} QIMP semantics will produce a value consistent with evaluating C according to the \mathbb{Q} QASM semantics. The proof is mechanized in Coq and proceeds by induction on the compilation judgment, relying on proofs of correctness for \mathbb{Q} QASM arithmetic operators, as discussed in Section 4.1.