

# Critical configurations for two projective views, a new approach

Martin Bråtelund

*Department of Mathematics, University of Oslo, Moltke Moes vei 35, 0316 Oslo Norway,  
mabraate@mail.uio.no*

---

## Abstract

This article develops new techniques to classify critical configurations for 3D scene reconstruction from images taken by unknown cameras. Generally, all information can be uniquely recovered if enough images and image points are provided, but there are certain cases where unique recovery is impossible; these are called *critical configurations*. In this paper, we use an algebraic approach to study the critical configurations for two projective cameras. We show that all critical configurations lie on quadric surfaces, and classify exactly which quadrics constitute a critical configuration. The paper also describes the relation between the different reconstructions when unique reconstruction is impossible.

*Keywords:* Critical configurations, Projective geometry, Multiple-view geometry, Quadric surfaces, Structure from motion

---

## 1. Introduction

In computer vision, one of the main problems is that of *structure from motion*, where given a set of 2-dimensional images the task is to reconstruct a scene in 3-space and find the camera positions in this scene. Over time, multiple techniques have been developed for solving these problems for varying camera models and under different assumptions on the space and image points. In general, with enough images and enough points in each image, one can uniquely recover all information about the original scene. However, there are also some configurations of points and images where a unique recovery is never possible. These were described as far back as 1941 by Krames [10], who referred to these configurations as “Gefährliche Örter”, nowadays called *critical configurations*. Krames showed that for two cameras, a configuration is critical only if the points and the two camera centers all lie on a real ruled quadric surface. More recent references on critical configurations include that of [11] and [9].

The result by Krames comes with a partial converse, listing some of the critical configurations for two views. Hartley and Kahl extended this to complete characterizations of critical configurations for two calibrated cameras [7] and for arbitrarily many projective cameras [8]. However, their latter classification has some mistakes for three or more cameras, as some configurations are claimed to be critical although they are not, while other critical configurations are not listed. This article develops new and rigorous algebro-geometric techniques for the classification of critical configurations

Our new techniques confirm the main result of [8] for two cameras, and provide proofs for many unproven assertions in [8] (see Section 4). Moreover, they yield explicit maps between different critical configurations that have the same images (see Section 5). We also give a complete description of all critical configurations in the case of a single camera (see Section 3). Our companion paper [4] uses the techniques developed in this article to correct the classification of [8] for three cameras. We plan to use these new techniques to classify critical configurations for any number of views, as well as using them in other, more complicated scenarios (e.g., cameras observing lines [3, 6], or rolling-shutter cameras [2] in future work.

## 2. Background

We refer the reader to [9] for the basics on computer vision and multi-view geometry.

Let  $\mathbb{C}$  denote the complex numbers, and let  $\mathbb{P}^n$  denote the projective space over the vector space  $\mathbb{C}^{n+1}$ . Projection from a point  $p \in \mathbb{P}^3$  is a linear map

$$P: \mathbb{P}^3 \dashrightarrow \mathbb{P}^2.$$

We refer to such a projection and its projection center  $p$  as a *camera* and its *camera center* (following established terminology, we use the words *camera* and *view* interchangeably). Following this theme, we refer to points in  $\mathbb{P}^3$  as *space points* and points in  $\mathbb{P}^2$  as *image points*. Similarly,  $\mathbb{P}^2$  will be referred to as an *image*.

Once a basis is chosen in  $\mathbb{P}^3$  and  $\mathbb{P}^2$ , a camera can be represented by a  $3 \times 4$  matrix of full rank called the *camera matrix*. The camera center is then given as the kernel of the matrix. For the most part, we make no distinction between a camera and its camera matrix, referring to both simply as cameras. We use the *real projective pinhole camera model*, meaning that we require a camera matrix to be of full rank and to have only real entries.

**Remark 2.1.** Throughout the paper, whenever we talk about cameras it is to be understood that a choice of basis has been made, both on the images and 3-space.

Since the map  $P$  is not defined at the camera center  $p$ , it is not a morphism. This problem can be mended by taking the blow-up. Let  $\widetilde{\mathbb{P}^3}$  be the blow-up of  $\mathbb{P}^3$  in the camera center of  $P$ . We then get the following diagram:

$$\begin{array}{ccc} \widetilde{\mathbb{P}^3} & \xrightarrow{P} & \mathbb{P}^2 \\ \pi \downarrow & \nearrow P & \\ \mathbb{P}^3 & & \end{array}$$

where  $\pi$  denotes the blow-down of  $\widetilde{\mathbb{P}^3}$ . This gives a morphism from  $\widetilde{\mathbb{P}^3}$  to  $\mathbb{P}^2$ . For ease of notation, we retain the symbol  $P$  and the names *camera* and *camera center*, although one should note that in  $\widetilde{\mathbb{P}^3}$  the camera center is no longer a point, but an exceptional divisor.

**Definition 2.2.** Given an  $n$ -tuple of cameras  $\mathbf{P} = (P_1, \dots, P_n)$ , with camera centers  $p_1, \dots, p_n$ , let  $\widetilde{\mathbb{P}^3}$  denote the blow-up of  $\mathbb{P}^3$  in the  $n$  camera centers. We define the *joint camera map* to be the map

$$\begin{aligned}\widetilde{\phi}_{\mathbf{P}} = P_1 \times \dots \times P_n: \widetilde{\mathbb{P}^3} &\rightarrow (\mathbb{P}^2)^n, \\ x &\mapsto (P_1(x), \dots, P_n(x)).\end{aligned}$$

**Remark 2.3.** Throughout the paper, we assume that all camera centers are distinct.

This again gives a commutative diagram

$$\begin{array}{ccc}\widetilde{\mathbb{P}^3} & \xrightarrow{\widetilde{\phi}_{\mathbf{P}}} & (\mathbb{P}^2)^n \\ \pi \downarrow & \nearrow \phi_{\mathbf{P}} & \\ \mathbb{P}^3 & & \end{array}$$

The reason we use the blow-up  $\widetilde{\mathbb{P}^3}$  rather than  $\mathbb{P}^3$  is to turn the cameras (and hence the joint camera map) into morphisms rather than rational maps. This ensures that the image of the joint camera map is Zariski closed, turning it into a projective variety.

**Definition 2.4.** We denote the image of the joint camera map  $\widetilde{\phi}_{\mathbf{P}}$  as the *multi-view variety* of  $P_1, \dots, P_n$ . The set of all homogeneous polynomials vanishing on  $\text{Im}(\widetilde{\phi}_{\mathbf{P}})$  is an ideal that we denote as the *multi-view ideal*.

**Notation.** Most works on computer vision do not use the blow-up, defining cameras/the joint camera map as rational maps rather than morphisms. Hence, they tend to define the multi-view variety as the *closure* of the image rather than as the image itself. While our definition of the multi-view variety seems different, it is equivalent to that used in other works, like [1].

**Notation.** While the multi-view variety is always irreducible, we use the term *variety* to also include reducible algebraic sets.

**Definition 2.5.** Given a set of points  $S \subset (\mathbb{P}^2)^n$ , a *reconstruction* of  $S$  is an  $n$ -tuple of cameras  $\mathbf{P} = (P_1, \dots, P_n)$  and a set of points  $X \subset \widetilde{\mathbb{P}^3}$  such that  $S = \widetilde{\phi}_{\mathbf{P}}(X)$  where  $\widetilde{\phi}_{\mathbf{P}}$  is the joint camera map of the cameras  $P_1, \dots, P_n$ .

**Definition 2.6.** Given a configuration of cameras and points  $(P_1, \dots, P_n, X)$ , we refer to  $\widetilde{\phi}_{\mathbf{P}}(X) \subset (\mathbb{P}^2)^n$  as the *images* of  $(P_1, \dots, P_n, X)$ .

Given a set of image points  $S \subset (\mathbb{P}^2)^n$  as well as a reconstruction  $(P_1, \dots, P_n, X)$  of  $S$ , note that any scaling, rotation, translation, or more generally, any real projective transformation of  $(P_1, \dots, P_n, X)$  does not change the images, giving rise to a large family of reconstructions of  $S$ . However, we are not interested in differentiating between these reconstructions.

**Definition 2.7.** Given a set of points  $S \subset (\mathbb{P}^2)^n$ , let  $(\mathbf{P}, X)$  and  $(\mathbf{Q}, Y)$  be two reconstructions of  $S$ , and let  $\overline{X}$  and  $\overline{Y}$  denote the blow-downs of  $X$  and  $Y$

respectively. The two reconstructions are considered *equivalent* if there exists an element  $A \in \text{PGL}(4)$ , such that

$$\begin{aligned} A(\overline{X}) &= \overline{Y}, \\ A(p_i) &= q_i, & \forall i \\ P_i(x) &= Q_i(A(x)), & \forall i, \forall x \neq p_i \end{aligned}$$

where  $p_i$  and  $q_i$  denote the camera centers.

From now on, whenever we talk about a configuration of cameras and points, it is to be understood as unique up to such an isomorphism/action of  $\text{PGL}(4)$ , and two configurations are considered different only if they are not isomorphic/do not lie in the same orbit under this group action. As such, we consider a reconstruction to be unique if it is unique up to action by  $\text{PGL}(4)$ .

**Definition 2.8.** Given a configuration of cameras and points  $(P_1, \dots, P_n, X)$ , a *conjugate configuration* is a configuration  $(Q_1, \dots, Q_n, Y)$ , nonequivalent to the first, such that  $\widetilde{\phi}_{\mathbf{P}}(X) = \widetilde{\phi}_{\mathbf{Q}}(Y)$ . Pairs of points  $(x, y) \in X \times Y$  are called *conjugate points* if  $\widetilde{\phi}_{\mathbf{P}}(x) = \widetilde{\phi}_{\mathbf{Q}}(y)$ .

**Definition 2.9.** A configuration of cameras  $(P_1, \dots, P_n)$  and points  $X \subset \widetilde{\mathbb{P}^3}$  is said to be a *critical configuration* if it has at least one conjugate configuration. A critical configuration  $(P_1, \dots, P_n, X)$  is said to be *maximal* if there exists no critical configuration  $(P_1, \dots, P_n, X')$  such that  $X \subsetneq X'$ .

Hence, a configuration is critical if and only if the images it produces do not have a unique reconstruction.

**Remark 2.10.** Various definitions of critical configurations exist. For instance, [10] considers the cone with two cameras on the same generator to be critical, while it fails to be critical by our definition. We use a definition similar to the one in [8], except we are working in  $\widetilde{\mathbb{P}^3}$ . If one considers the blow-down, our definition matches the results in [8].

**Definition 2.11.** Let  $\mathbf{P}$  and  $\mathbf{Q}$  be two  $n$ -tuples of cameras, let  $\widetilde{\mathbb{P}^3}_{\mathbf{P}}$  and  $\widetilde{\mathbb{P}^3}_{\mathbf{Q}}$  denote the blow-up of  $\mathbb{P}^3$  in the camera centers of  $\mathbf{P}$  and  $\mathbf{Q}$  respectively. Define

$$I = \left\{ (x, y) \in \widetilde{\mathbb{P}^3}_{\mathbf{P}} \times \widetilde{\mathbb{P}^3}_{\mathbf{Q}} \mid \widetilde{\phi}_{\mathbf{P}}(x) = \widetilde{\phi}_{\mathbf{Q}}(y) \right\}.$$

The projection of  $I$  to each coordinate gives us two varieties,  $X$  and  $Y$ , which we denote as the *set of critical points of  $\mathbf{P}$*  (resp.  $\mathbf{Q}$ ).

This definition is motivated by the following fact:

**Proposition 2.12.** Let  $\mathbf{P}$  and  $\mathbf{Q}$  be two (different)  $n$ -tuples of cameras, and let  $X$  and  $Y$  be their respective sets of critical points. Then  $(\mathbf{P}, X)$  is a maximal critical configuration, with  $(\mathbf{Q}, Y)$  as its conjugate.

*Proof.* (2.12 in [5]): It follows from Definition 2.11 that for each point  $x \in X$ , we have a conjugate point  $y \in Y$ . Hence the two configurations have the same images, so they are both critical configurations, conjugate to one another.

The maximality follows from the fact that if we add a point  $x_0$  to  $X$  that does not lie in the set of critical points, there is (by Definition 2.11) no point  $y_0 \in \widetilde{\mathbb{P}^3}_{\mathbf{Q}}$  such that  $\widetilde{\phi}_{\mathbf{P}}(x_0) = \widetilde{\phi}_{\mathbf{Q}}(y_0)$ . Hence  $(\mathbf{P}, X)$  will no longer be critical.  $\square$

The goal of this paper is to classify all maximal critical configurations for two cameras. The reason we focus primarily on the maximal ones is that every critical configuration is contained in a maximal one and in general the converse is true as well, that any subconfiguration of a critical configuration is also critical. The latter is not always true, since removing some points from a configuration might put the two (formerly different) conjugates into the same orbit under  $\mathrm{PGL}(4)$ .

We conclude this section with a final, useful property of critical configurations, namely that the only property of the cameras we need to consider when exploring critical configurations is the position of their camera centers (i.e. change of coordinates in the images does not affect criticality).

**Proposition 2.13** ([8, Proposition 3.7]). *Let  $(P_1, \dots, P_n)$  be  $n$  cameras with centers  $p_1, \dots, p_n$ , and let  $(P_1, \dots, P_n, X)$  be a critical configuration.*

*If  $(P'_1, \dots, P'_n)$  is a set of cameras sharing the same camera centers, the configuration  $(P'_1, \dots, P'_n, X)$  is critical as well.*

*Proof.* Since  $P_i$  and  $P'_i$  share the same camera center and the camera center determines the map uniquely up to a choice of coordinates, there exists some  $H_i \in \mathrm{PGL}(3)$  such that  $P'_i = H_i P_i$ . Let  $(Q_1, \dots, Q_n, Y)$  be a conjugate to  $(P_1, \dots, P_n, X)$ . Then  $(H_1 Q_1, \dots, H_n Q_n, Y)$  is a conjugate to  $(H_1 P_1, \dots, H_n P_n, X) = (P'_1, \dots, P'_n, X)$ , so this configuration is critical as well.  $\square$

### 3. The one-view case

Reconstruction of a 3D-scene from the image of one projective camera is generally considered impossible, so most papers start with the two-view case. Still, for the sake of completeness, we give a summary of the critical configurations for one camera.

Let  $P$  be a camera, and let  $p$  be its camera center, we then have the joint camera map:

$$\widetilde{\phi}_P: \widetilde{\mathbb{P}^3} \rightarrow \mathbb{P}^2$$

For any point  $x \in \mathbb{P}^2$ , the fiber over  $x$  is a line through  $p$ , so no point can be uniquely recovered. From this, one might assume that every configuration with one camera is critical. However, this is only the case if our configuration consists of sufficiently many points.

**Theorem 3.1.** *A configuration of one point and one camera is never critical. A configuration of one camera and  $n > 1$  points is critical if and only if the camera center along with the  $n$  points span a space of dimension less than  $n$ .*

*Proof.* For the first part, note that up to a projective transformation, there exists only one configuration of one point and one camera. In other words, any configuration of one point and one camera can be taken to any other such configuration by simply changing coordinates. By Definition 2.7 this makes them equivalent, which means that only one reconstruction exists.

The same turns out to be the case if the configuration is such that the camera center along with the  $n > 1$  points span a space of dimension  $n$ . In  $\mathbb{P}^3$ ,

one can never span a space of dimension greater than 3, so this implies that  $n \leq 3$ . Furthermore, if the  $n$  points along with the camera center span a space of dimension  $n$ , then the points and camera center lie in general position. However, for  $n \leq 4$  points (fewer than 3 points + one camera center) there exists only one configuration (up to action with  $\mathrm{PGL}(4)$ ) where all points are in general position. This means (by [Definition 2.7](#)) that all reconstructions are equivalent.

Now it only remains to show that a configuration is critical if the camera center along with the  $n > 1$  points span a space of dimension less than  $n$ . Indeed, if the points along with the camera center span a space of dimension less than  $n$ , the image points span a space of dimension  $m < n - 1$ . Then there are at least two nonequivalent reconstructions; one reconstruction where the points span a space of dimension  $m$  not containing the camera center and one where they span a space of dimension  $m + 1$  which contains the camera center.  $\square$

#### 4. The two-view case

##### 4.1. The multi-view ideal

We start the study of the case of two cameras  $P_1$  and  $P_2$  by understanding their multi-view variety. We assume, here and throughout the rest of the paper, that all cameras have distinct centers. The two cameras define the joint camera map:

$$\widetilde{\phi}_P: \widetilde{\mathbb{P}^3} \rightarrow \mathbb{P}^2 \times \mathbb{P}^2.$$

**Proposition 4.1.** *For two cameras  $(P_1, P_2)$ , the joint camera map  $\widetilde{\phi}_P$  contracts the line spanned by the two camera centers and is an embedding everywhere else.*

*Proof.* For  $x = (x_1, x_2) \in \mathbb{P}^2 \times \mathbb{P}^2$ , the preimage of  $x$  is given by

$$\widetilde{\phi}_P^{-1}(x) = l_1 \cap l_2,$$

where  $l_i$  is the line  $P_i^{-1}(x_i)$ . The line  $l_i$  passes through the camera center  $p_i$ , so the intersection of the two lines is a single point unless they are both equal to the line spanned by the camera centers.  $\square$

This means that the multi-view variety  $\mathrm{Im}(\widetilde{\phi}_P)$  is an irreducible singular 3-fold in  $\mathbb{P}^2 \times \mathbb{P}^2$ . It is described by a single bilinear polynomial  $F_P$ , which we call *the fundamental form* of  $P_1, P_2$ .

##### 4.2. The fundamental form

The fundamental form is well-studied in the literature and is often represented by a  $3 \times 3$  matrix of rank 2 called the *fundamental matrix*. See [\[9, section 9.2\]](#) for a geometric construction of the fundamental matrix. We use the construction in [\[1\]](#) where the fundamental form is given as the determinant of a  $6 \times 6$  matrix:

#### 4.3. The multi-view variety

**Proposition 4.2** (The fundamental form). [9, Sections 9.2 and 17.1] For two cameras  $P_1, P_2$ , the multi-view variety  $\text{Im}(\widetilde{\phi_P}) \subset \mathbb{P}^2 \times \mathbb{P}^2$  is the vanishing locus of a single, bilinear, rank 2 form  $F_P$ , called the fundamental form (or fundamental matrix).

$$F_P(\mathbf{x}, \mathbf{y}) = \det \begin{bmatrix} P_i & \mathbf{x} & \mathbf{0} \\ P_j & \mathbf{0} & \mathbf{y} \end{bmatrix},$$

where  $\mathbf{x}$  and  $\mathbf{y}$  are the variables in the first and second image respectively.

*Proof.* By Proposition 4.1, the multi-view variety for two cameras is an irreducible, 3-fold. It follows that the multi-view ideal is generated by a single polynomial. Observe that if we let  $\mathbf{x}$  and  $\mathbf{y}$  be two points in the multi-view variety, that is, there exists a point  $\mathbf{X} \in \widetilde{\mathbb{P}^3}$  such that  $P_1(\mathbf{X}) = \mathbf{x}$  and  $P_2(\mathbf{X}) = \mathbf{y}$ , then

$$\begin{bmatrix} P_i & \mathbf{x} & \mathbf{0} \\ P_j & \mathbf{0} & \mathbf{y} \end{bmatrix} \begin{bmatrix} \mathbf{X} \\ 1 \\ 1 \end{bmatrix} = 0.$$

In other words, when  $\mathbf{x}$  and  $\mathbf{y}$  lie in the multi-view variety, the determinant has to be zero (since it has a non-zero solution). It follows that the polynomial  $F_P(\mathbf{x}, \mathbf{y})$  generates the multi-view ideal.  $\square$

**Remark 4.3.** Recall that the entries in the camera matrix are real, this means that the fundamental form always has real coefficients.

**Definition 4.4.** The *epipoles*  $e_{P_i}^j$  are the image points we get by mapping the  $j$ -th camera center to the  $i$ -th image

$$e_{P_i}^j = P_i(p_j).$$

The fundamental form satisfies

$$F_P(e_{P_1}^2, -) = F_P(-, e_{P_2}^1) = 0,$$

in other words, it vanishes in either epipole. This means that the fundamental form is of rank 2 (also follows from  $\text{Im}(\widetilde{\phi_P})$  being singular), so for each pair of cameras, we get a bilinear form of rank 2. The following result states that the converse is also true, i.e. that any bilinear form of rank 2 is the fundamental form for some pair of cameras.

**Theorem 4.5.** There is a 1 : 1 correspondence between bilinear forms of rank two, and pairs of cameras  $P_1, P_2$  (up to action by  $\text{PGL}(4)$ )

*Proof.* By Proposition 4.2, the fundamental form of two cameras is a real bilinear form of rank 2. The converse follows from Theorem 9.13. in [9].  $\square$

With these results, we can move on to classifying all the critical configurations for two views. We start with a special type of critical configuration:

#### 4.4. Trivial critical configurations

**Definition 4.6.** A configuration  $(P_1, P_2, X)$  is said to be a *non-trivial critical configuration* if it has a conjugate configuration  $(Q_1, Q_2, Y)$  satisfying

$$F_P \neq F_Q.$$

Critical configurations not satisfying this property exist, they are called trivial. If  $(P_1, P_2, X)$  is a trivial critical configuration, then all its conjugates  $(Q_1, Q_2, Y)$  have the same fundamental form as the cameras  $P_1, P_2$ . By [Theorem 4.5](#) this means that, after a change of coordinates,  $Q_1 = P_1$  and  $Q_2 = P_2$ . Since the cameras are the same, [Proposition 4.1](#) tells us that the sets  $X$  and  $Y$  are equal, with the exception of any point lying on the line spanned by the two camera centers. It is a well-known fact that no number of cameras can differentiate between points lying on a line containing all the camera centers, hence the name “trivial”.

For the remainder of the paper, we focus on non-trivial critical configurations, so any critical configuration is understood to satisfy the criterion in [Definition 4.6](#). A classification of the trivial critical configurations for any number of views can be found in [\[8\]](#) Section 4, or in [\[9\]](#) Chapter 22.

#### 4.5. Critical configurations for two views

Let us consider a critical configuration  $(P_1, P_2, X)$ . Since it is critical, there exists a conjugate configuration  $(Q_1, Q_2, Y)$  giving the same images in  $\mathbb{P}^2 \times \mathbb{P}^2$ . The two sets of cameras define two joint-camera maps  $\widetilde{\phi}_P$  and  $\widetilde{\phi}_Q$ .

$$\begin{array}{ccc} \widetilde{\mathbb{P}^3} & & \widetilde{\mathbb{P}^3} \\ & \searrow \widetilde{\phi}_P & \swarrow \widetilde{\phi}_Q \\ & \mathbb{P}^2 \times \mathbb{P}^2 & \end{array}$$

Now, since the configuration is critical, we have that  $\widetilde{\phi}_P(X) = \widetilde{\phi}_Q(Y)$ . As such, the two sets  $X$  and  $Y$  both map (with their respective maps) into the intersection of the two multi-view varieties  $\text{Im}(\widetilde{\phi}_P) \cap \text{Im}(\widetilde{\phi}_Q)$ .

By [Proposition 4.1](#), the two multi-view varieties are irreducible 3-folds, so their intersection is a surface in  $\mathbb{P}^2 \times \mathbb{P}^2$ . Taking the preimage under  $\widetilde{\phi}_P$ , we get a surface  $S$  in  $\widetilde{\mathbb{P}^3}$  which needs to contain all the points in  $X$ . Moreover, if  $(P_1, P_2, X)$  is maximal, then  $X = S$ . As such, classifying all maximal critical configurations can be done by classifying all possible intersections between two multi-view varieties, and then examining what these intersections pull back to in  $\widetilde{\mathbb{P}^3}$ . This is made even simpler by the fact that the pullback of  $\text{Im}(\widetilde{\phi}_P) \cap \text{Im}(\widetilde{\phi}_Q)$  is just the variety we get by pulling back the fundamental form  $F_Q$  (the fundamental form  $F_P$  pulls back to the zero polynomial).

The pullback of a bilinear form describes the strict transform of a quadric surface. It follows that  $X$  and  $Y$  lie on the strict transform of two quadric surfaces which we denote by  $S_P$  and  $S_Q$  respectively. Let  $\widetilde{S}_P$  and  $\widetilde{S}_Q$  denote their strict transform. These quadrics are given by the following equations:

$$\begin{aligned} S_P(x) &= F_Q(P_1(x), P_2(x)), \\ S_Q(x) &= F_P(Q_1(x), Q_2(x)). \end{aligned} \tag{1}$$

The two quadrics have the following properties:



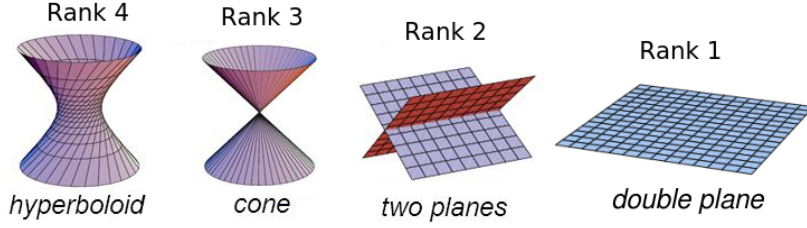


Figure 1: All types of real ruled quadrics.

**Lemma 4.7** (Lemma 5.10 in [8]).

1. The quadric  $S_P$  contains the camera centers  $p_1, p_2$ .
2. The quadric  $S_P$  is ruled (contains real lines).

*Proof.* The first item follows from the nature of the pullback, whereas the second is because we are working with forms of rank 2. Detailed proof is given in [8].  $\square$

There are only four quadrics containing lines (up to choice of coordinates), these are illustrated in Figure 1.

The discussion so far can be summarized as follows:

**Theorem 4.8** (Lemma 5.10 in [8]). *Let  $(P_1, P_2, X)$  be a critical configuration. Then there exists a ruled quadric  $S_P$  passing through the camera centers  $p_1, p_2$ , whose strict transform contains the points  $X$ .*

Theorem 4.8 tells us that all critical configurations need to lie on the strict transform of ruled quadrics. The converse, however, is not always true. Just because a configuration lies on a ruled quadric, it does not need to be critical. Let us give a partial converse:

**Lemma 4.9.** *Let  $(P_1, P_2, X)$  be a configuration of cameras and points such that  $X$  is contained in the strict transform  $\widetilde{S}_P$  of a ruled quadric  $S_P$  that passes through both the camera centers. Then for each real bilinear form  $F_Q$  of rank 2 such that:*

$$S_P(x) = F_Q(P_1(x), P_2(x)),$$

*there exists a conjugate configuration to  $(P_1, P_2, X)$ .*

*Proof.* Assume such a bilinear form  $F_Q$  exists. By Theorem 4.5 there exists a pair of cameras  $(Q_1, Q_2)$  such that  $F_Q$  is their fundamental form. Since  $X$  lies on  $\widetilde{S}_P$ , we have

$$\widetilde{\phi}_P(X) \subset \text{Im}(\widetilde{\phi}_Q).$$

Then for every point  $x \in X$  we can find a point  $y$  such that

$$\widetilde{\phi}_P(x) = \widetilde{\phi}_Q(y).$$

Let  $Y$  be the set of these points  $y$ . Then  $(Q_1, Q_2, Y)$  is a conjugate to  $(P_1, P_2, X)$ . This can be repeated for each bilinear form of rank 2, giving unique conjugate configurations.  $\square$

The problem of determining which configurations are critical is now reduced to finding out which quadrics are the pullback a real bilinear form of rank 2.

Let  $\mathbf{F}$  denote the space of bilinear forms on  $\mathbb{P}^2 \times \mathbb{P}^2$ . Since all such forms can be represented by a  $3 \times 3$  matrix (up to scaling) we have that  $\mathbf{F}$  is isomorphic to  $\mathbb{P}^8$ . The fundamental form  $F_P$  of the pair  $(P_1, P_2)$  is an element in  $\mathbf{F}$ .

**Lemma 4.10.** *There is a 1 : 1 correspondence between the set of real quadrics in  $\mathbb{P}^3$  passing through  $p_1, p_2$ , and the set of real lines in  $\mathbf{F}$  passing through  $F_P$ .*

*Proof.* Let  $L \subset \mathbf{F}$  be a line through  $F_P$ , and let  $F_0 \neq F_P$  be some point on  $L$ . Every point  $F \in L$  can be written as  $\alpha F_0 + \beta F_P$  for some  $[\alpha : \beta] \in \mathbb{P}^1$ . But then we have for  $F \neq F_P$

$$\begin{aligned} F(P_1(x), P_2(x)) &= \alpha F_0(P_1(x), P_2(x)) + \beta F_P(P_1(x), P_2(x)), \\ &= \alpha F_0(P_1(x), P_2(x)) + \beta \cdot 0, \\ &= F_0(P_1(x), P_2(x)), \end{aligned}$$

Hence, the equation  $F(P_1(x), P_2(x))$  describes the same quadric for all points  $F \neq F_P$  on  $L$ .

Next, a quadric  $S$  passing through  $p_1$  and  $p_2$  is fixed by a set of 7 points  $\{x_1, \dots, x_7\}$  on  $S$  in generic position. Demanding that a bilinear form pulls back to a quadric passing through a specific point is one linear constraint in  $\mathbf{F}$ . So with seven generic points, there is exactly one line  $L$  through  $F_P$  such that the forms on this line pull back to  $S$ .  $\square$

Using this 1 : 1 correspondence and Lemma 4.9, the problem has been reduced to determining which quadrics correspond to lines in  $\mathbf{F}$  containing at least one viable form of rank 2. Let  $\mathbf{F}_2$  denote the Zariski closure of the rank 2 locus. Since  $\mathbf{F}_2$  is a hypersurface of degree 3, a generic line  $L$  will contain two forms of rank 2 in addition to  $F_P$ . There are also other possibilities, listed in the tables below (the underlying computations for these tables can be found in the appendix).

We start with the cases where the line  $L$  corresponding to  $S_P$  has a finite number of intersections with the rank 2 locus  $\mathbf{F}_2$ .

Intersection points	$S_P$
All three intersection points are distinct real points	A smooth quadric, cameras not on a line
Two intersection points $F_P$ and $F_Q$ , $L \cap \mathbf{F}_2$ has multiplicity 2 at $F_P$	A cone, two cameras not on a line, neither camera on a vertex
Two intersection points $F_P$ and $F_Q$ , $L \cap \mathbf{F}_2$ has multiplicity 2 at $F_Q$	A smooth quadric, cameras lie on a line

These are the cases where we have at least one real rank 2 form  $F \in L$  different from  $F_P$ . There are, however, some cases where there are no viable forms:

In the case where  $L$  is contained in  $\mathbf{F}_2$ , all the forms on  $L$  are of rank 2 (with the possible exception of at most 2 that can be of rank 1). As such, rather than looking at where the intersections are, we look at the epipoles of the forms in  $L$ :

<sup>1</sup>If they are of rank 1, they must be equal.

<sup>2</sup>The statement also holds if we swap "left" and "right".

Intersection points	$S_P$
The two other intersection points are complex conjugates	A smooth non-ruled quadric
The two other intersection points are of rank 1 <sup>1</sup>	Union of two planes, cameras in different planes
The two intersection points are equal to $F_P$	A cone, both cameras on a line, neither camera at the vertex
Epipoles	$S_P$
All forms have different epipoles	Two planes, cameras lying in same plane
All forms share the same right epipole, the left epipoles trace a line in $\mathbb{P}^{22}$	Two planes, one camera on the intersection of the planes
All forms share the same right epipole, the left epipoles trace a conic in $\mathbb{P}^{22}$	Cone, one camera at the vertex
All forms share the same right and left epipole	Two planes, both cameras lying on the intersection of the planes
All forms share the same right and left epipole AND the two rank one forms on $L$ coincide	Double plane (as a set it is equal to a plane, but every point has multiplicity 2)

With this, we have a classification of all (maximal) critical configurations for two views:

**Theorem 4.11.** *A configuration  $(P_1, P_2, X)$  is critical if and only if there exists a real quadric  $S_P$  containing the camera centers  $p_1, p_2$  and whose strict transform contains  $X$ , and  $S_P$  is one of the quadrics in Table 1. (illustrated in Figure 2)*

Recall that by Definition 2.7, we required two conjugate configurations to not be projectively equivalent. Yet by Theorem 4.11, most critical configurations have conjugates that are of the same type. Now, while there is indeed some  $A \in \text{PGL}(4)$  taking any smooth quadric  $S_P$  to any other smooth quadric  $S_Q$ , we will soon see that the map taking a point in  $S_P$  to its conjugate on  $S_Q$  certainly does not lie in  $\text{PGL}(4)$ . In the final section, we give a description of the

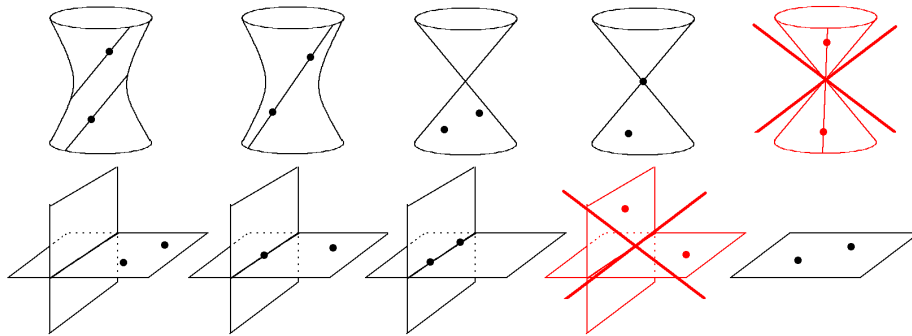


Figure 2: Illustration of the blow-downs of the critical configurations for two views. The ones marked in red are not critical.

Quadric $S_P$	Conjugate quadric	Conjugates
Smooth quadric, cameras not on a line	Same	2
Smooth quadric, cameras on a line	Cone, cameras not on a line	1
Cone, cameras not on a line	Smooth quadric, cameras on a line	1
Cone, one camera at vertex, other one not	Same	$\infty$
Two planes, cameras in the same plane	Same	$\infty$
Two planes, one camera on the singular line	Same	$\infty$
Two planes, cameras on the singular line	Same	$\infty$
A double plane, cameras in the plane	Same	$\infty$

Table 1: A list of all possible critical configurations and their conjugates, as well as the number of conjugates for each configuration.

map taking a point to its conjugate, to make it clear that it is not a projective transformation.

## 5. Maps between quadrics

### 5.1. Epipolar lines

Before we can describe the map taking a point to its conjugate, we need to point out a certain pair of lines on  $S_P$ . Given two pairs of cameras  $(P_1, P_2)$  and  $(Q_1, Q_2)$ , let  $\widetilde{S}_P$  be the pullback of  $F_Q$  using  $\widetilde{\phi}_P$ , and define

$$\widetilde{g}_{P_1}^2 = P_1^{-1}(e_{Q_1}^2) = P_1^{-1}(Q_1(q_2)), \quad (2)$$

$$\widetilde{g}_{P_2}^1 = P_2^{-1}(e_{Q_2}^1) = P_2^{-1}(Q_2(q_1)). \quad (3)$$

The blowdown of  $\widetilde{g}_{P_1}^2$  and  $\widetilde{g}_{P_2}^1$  are two lines on  $S_P$ , we denote them by  $g_{P_i}^j$ . Since they are the pullback of the epipoles from the other set of cameras, so we call them *epipolar lines*.

Epipolar lines are key in understanding the relation between points on  $\widetilde{S}_P$  and points on its conjugate  $\widetilde{S}_Q$ . They also play an important role in the study of critical configurations for more than 2 cameras, so let us give a brief analysis of these lines.

**Lemma 5.1** (Lemma 5.10, Definition 5.11 in [8]).

1. The line  $g_{P_i}^j$  lies on  $S_P$  and passes through  $p_i$ .
2. Any point lying on both  $g_{P_i}^j$  and  $g_{P_j}^i$  is a singular point on  $S_P$ .
3. Any point in the singular locus of  $S_P$  that lies on one of the lines also lies on the other.

4. If  $S_P$  is the union of two planes,  $g_{P_i}^j$  and  $g_{P_j}^i$  lie in the same plane.

The first two properties are taken from Lemma 5.10 in [8], the last two are neither stated nor proven in the paper. Nevertheless, the authors seem to have been aware of all four properties.

*Proof.*

1-2. See proof of Lemma 5.10 in [8].

3. For ease of reading, we use matrix notation. As such,  $S_P$ ,  $F_Q$ , and  $P_i$  are represented by matrices of dimensions  $4 \times 4$ ,  $3 \times 3$  and  $3 \times 4$  respectively.

If  $x_0 \in g_{P_1}^2$  lies in the singular locus of  $S_P$ , then we have

$$\begin{aligned} (S_P + S_P^T)x_0 &= (P_1^T F_Q P_2 + P_2^T F_Q^T P_1)x_0, \\ &= P_1^T F_Q P_2 x_0 + P_2^T F_Q^T e_{Q_1}^2), \\ &= P_1^T F_Q P_2 x_0. \end{aligned}$$

However, since  $x_0$  lies in the singular locus of  $S_P$ , this expression is equal to zero. Since both the camera matrices are of full rank, the only way we can get zero is if  $x_0 = p_2$  or if  $P_2 x_0 = e_{Q_2}^1$ . In either case, it follows that  $x_0$  lies on  $g_{P_2}^1$  as well.

4. Assume there exist cameras  $P_1, P_2, Q_1, Q_2$  such that  $S_P$  is the union of two planes and the epipolar lines  $g_{P_i}^j$  lie in different planes. When the quadric  $S_P$  consists of two planes, one of the planes, which we denote by  $\Pi$ , will (by Theorem 4.11) contain both camera centers. As such, the only way that the epipolar lines can lie in different planes is if one of the camera centers, say  $p_2$ , lies on the intersection of the two planes and the other does not (if both lie on the intersection, then by 3., the epipolar lines are both be equal to the intersection of the two planes).

Recall that the quadric  $S_P$  and its conjugate  $S_Q$  (also two planes) are both pullbacks of the surface  $\text{Im}(\widetilde{\phi_P}) \cap \text{Im}(\widetilde{\phi_Q}) \subset \mathbb{P}^2 \times \mathbb{P}^2$ . The map  $\widetilde{\phi_P}$  takes the plane  $\Pi$  to the product of two lines in  $\mathbb{P}^2 \times \mathbb{P}^2$ . The line in the first image passes through the epipole  $e_{Q_1}^2$ , whereas the line in the second image does not pass through the epipole  $e_{Q_2}^1$  (this is because  $\Pi$  contains one of the epipolar lines but not the other). The problem is now that neither of the planes on  $S_Q$  can map to the product of these two lines, since any such plane would have to be both

- (a) a plane passing through  $q_2$  but not through  $q_1$  (because in the second image, the line does not pass through  $e_{Q_2}^1$ ) and
- (b) a plane passing through both  $q_1$  and  $q_2$  (because the plane maps to a line in both images),

which gives us a contradiction. It follows that there are no  $P_1, P_2, Q_1, Q_2$  such that  $S_P$  is the union of two planes and the epipolar lines  $g_{P_i}^j$  lie in different planes, so whenever  $S_P$  is the union of two planes, the epipolar lines lie in the same plane.  $\square$

**Definition 5.2.** Let  $S_P$  be a quadric surface and let  $p_1, p_2$  be two distinct points on  $S_P$ . A pair of lines  $g_{P_1}^2, g_{P_2}^1$  is called *permissible* if  $g_{P_1}^2, g_{P_2}^1$  satisfy the four conditions in [Lemma 5.1](#).

**Proposition 5.3.** Let  $P_1, P_2$  be two cameras, and let  $S_P$  be a quadric passing through their camera centers. The configuration  $(P_1, P_2, \widetilde{S}_P)$  is critical if and only if  $S_P$  contains a permissible pair of lines. Furthermore, if  $p_1, p_2$  do not both lie in the singular locus of  $S_P$ , there is a 1:1 correspondence between permissible pairs of lines and configurations conjugate to  $(P_1, P_2, \widetilde{S}_P)$ .

*Proof.* The first part can be proven by comparing the quadrics in [Table 1](#) to the set of quadrics containing the required lines, and noting that they are the same. We leave this to the reader.

The second part is immediate for the three cases where there is a finite number of conjugates since the number of conjugates is equal to the number of pairs of epipolar lines and each conjugate comes with its unique choice of lines. For the remaining quadrics  $S_P$  (cone and two planes), there exists a pencil of fundamental forms, where each  $F_Q \neq F_P$  satisfies

$$S_P(x) = F_Q(P_1(x), P_2(x)).$$

By the tables on pages 11 and 12, we get that each form in the pencil yields a different pair of lines as long as the camera centers do not both lie in the singular locus of  $S_P$ . For  $F_Q \neq F_P$ , the lines are permissible, while for  $F_P$ , the lines coincide (not permissible). Note also that on each of these quadrics, the set of permissible lines forms a set whose Zariski closure is also a pencil (the pair where the two lines coincide lie in the closure, but the pair itself is not permissible). We now have a map from the pencil of fundamental forms to the pencil of permissible lines. Since the map is not constant, it needs to be surjective, and since no two fundamental forms in the pencil share the same left and right kernel, it is also injective. Hence there is a 1:1 correspondence between permissible pairs of lines and configurations conjugate to  $(P_1, P_2, S_P)$ .  $\square$

## 5.2. Maps between quadrics

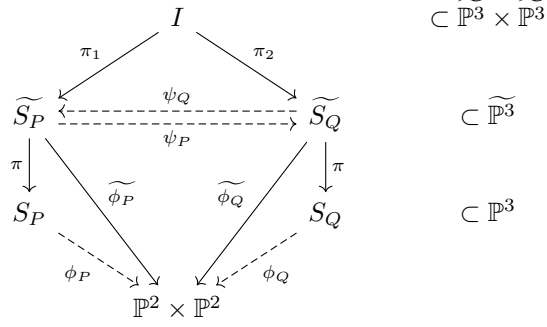
Let us now have a closer look at the map  $\psi$  taking a point to its conjugate. Given two pairs of cameras  $P_1, P_2$  and  $Q_1, Q_2$  with camera centers  $p_1, p_2$  and  $q_1, q_2$  respectively, let the quadrics  $S_P$  and  $S_Q$  and the epipolar lines  $g$  be defined as before (Equations (1), (2), and (3)). Let

$$\pi_P: \widetilde{\mathbb{P}}_P^3 \rightarrow \mathbb{P}^3$$

be the blow-up of  $\mathbb{P}^3$  in the two camera centers  $p_1, p_2$  and let  $\widetilde{S}_P$  denote the strict transform of  $S_P$ , and similarly for  $Q$ . Define the incidence variety:

$$I = \left\{ (x, y) \in \widetilde{S}_P \times \widetilde{S}_Q \mid \widetilde{\phi}_P(x) = \widetilde{\phi}_Q(y) \right\},$$

where  $\phi$  is the joint-camera map. If we can understand  $I$ , we will know the exact relation between points on one quadric and the other. We have the following the commutative diagram:



We study  $I$  by studying the fibers of the projection map  $\pi_1$ . For any point  $x \in \widetilde{S}_P$ , we have

$$\pi_1^{-1}(x) = l_1 \cap l_2,$$

where  $l_i$  is the line  $Q_i^{-1}(P_i(x))$ . We do not refer to this formula explicitly, but it is the foundation for the analysis of the fibers.

**Lemma 5.4.**

1. If  $\widetilde{S}_P$  is smooth, the map  $\pi_1$  is an isomorphism.
2. The map taking a point  $x \in \widetilde{S}_P$  to its conjugate is a birational map, defined everywhere except the intersection  $\widetilde{g}_{P_1}^2 \cap \widetilde{g}_{P_2}^1$ .
3. The quadric  $S_P$  is singular if and only if the quadric  $S_Q$  contains the line spanned by the camera centers  $q_1, q_2$ .

*Proof.*

1. As long as  $x$  does not lie in  $\widetilde{g}_{P_1}^2 \cap \widetilde{g}_{P_2}^1$ , the two lines  $l_i$  do not coincide, so the fiber  $\pi_1^{-1}(x)$  consists of a single point. By Lemma 5.1, any point lying on this intersection is a singular point on  $S_P$ , so if  $S_P$  is smooth  $\widetilde{g}_{P_1}^2$  and  $\widetilde{g}_{P_2}^1$  do not intersect. Then every fiber is a singleton, meaning that  $\pi_1$  is injective. Furthermore, for each point  $x \in \widetilde{S}_P$  there is at least one point  $y \in \widetilde{S}_Q$  such that  $\phi_P(x) = \phi_Q(y)$ , so  $\pi_1$  is surjective as well.
2. As mentioned above,  $\pi_1^{-1}(x)$  is a singleton if  $x$  does not lie in  $\widetilde{g}_{P_1}^2 \cap \widetilde{g}_{P_2}^1$ . If it does, on the other hand, the fiber is a line  $L \in I$  such that  $\pi_2(L)$  is the strict transform of the line spanned by the camera centers  $q_1, q_2$ , so in this case the conjugate is not unique. Since the same is true for the map taking a point  $y \in \widetilde{S}_Q$  to its conjugate, the map is birational.
3. If  $S_P$  is singular, the epipolar line  $\widetilde{g}_{P_1}^2$  passes through some singular point  $x \in \widetilde{S}_P$  (as do all other lines, see Figure 1). By Lemma 5.1, the other epipolar line  $\widetilde{g}_{P_2}^1$  passes through the same point. Since the two epipolar lines intersect, the quadric  $\widetilde{S}_Q$  must contain the line spanned by the camera centers.

Conversely, if  $S_Q$  contains the line spanned by the camera centers, the conjugate to any point on the strict transform of this line is the intersection

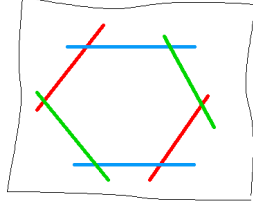


Figure 3: The Del Pezzo surface of degree 6 has 6  $(-1)$ -curves in the configuration illustrated here.

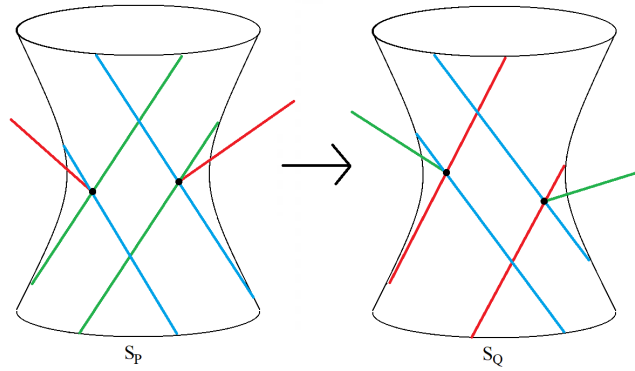


Figure 4: Illustration of the isomorphism between  $\widetilde{S}_P$  and  $\widetilde{S}_Q$ . It maps red lines to red lines, blue to blue, and green to green. The lines on  $\widetilde{S}$  that are blow-ups of the camera centers are represented as lines "sticking out" of the quadric.

$\widetilde{g}_{P_1}^2 \cap \widetilde{g}_{P_2}^1$  on  $\widetilde{S}_P$ . By [Lemma 5.1](#), the blow-down of these points are always singular points on  $S_P$ .  $\square$

Let us consider the general case, where both surfaces  $\widetilde{S}_P$  and  $\widetilde{S}_Q$  are smooth. In this case, since  $\pi_1$  and  $\pi_2$  are isomorphisms, both surfaces are isomorphic to  $I$ , and hence isomorphic to one another. In fact, they are isomorphic to a Del Pezzo surface of degree 6. This surface has 6  $(-1)$ -curves, and the only difference between  $\widetilde{S}_P$  and  $\widetilde{S}_Q$  is which two lines we choose to be the blow-up of the camera centers. [Figure 3](#) shows the configuration of lines on the degree 6 Del Pezzo surface. [Figure 4](#) shows the same surface embedded in  $\mathbb{P}^3$ . In one embedding we chose the two red lines to be the exceptional divisors, in the other, we chose the green ones. Whichever pair of lines we chose to be the exceptional divisors on  $\widetilde{S}_P$ , will be the epipolar lines on  $\widetilde{S}_Q$  and vice versa.

Let us now take a more classical approach, and describe in detail the map  $\psi$  taking a point to its conjugate by using the Picard group. This allows us to cover both the smooth quadric case and the singular cases (cone and two planes). By [Lemma 5.4](#), the map  $\psi$  is defined everywhere except the intersection of the two epipolar lines, so if we assume that they do not intersect, we get the diagram below:



$$\begin{array}{ccc}
\widetilde{\mathbb{P}_P^3} \supset \widetilde{S_P} & \xleftrightarrow[\psi_P]{\psi_Q} & \widetilde{S_Q} \subset \widetilde{\mathbb{P}_Q^3} \\
\pi_P \downarrow & & \downarrow \pi_Q \\
\mathbb{P}^3 \supset S_P & \xleftrightarrow{\quad} & S_Q \subset \mathbb{P}^3
\end{array}$$

If either pair of epipolar lines DO intersect, however (this happens whenever the quadrics are not smooth), then the map  $\psi$  is not a morphism, but rather a rational map as it is not defined on the intersection. This can be mended by first blowing up the intersection of the epipolar lines, let

$$\pi_{g_P} : \widetilde{\mathbb{P}^3} \rightarrow \mathbb{P}^3$$

denote this blow-up, and let  $\pi_P$ , like before, be the blow-up in the two camera centers  $p_i$ . Let  $\overline{S_P}$  be the strict transform of  $S_P$  after the first blow-up, and let  $\widetilde{\overline{S_P}}$  be the strict transform of  $\overline{S_P}$  after the second. And similarly for  $Q$ . We then get the following diagram:

$$\begin{array}{ccc}
\widetilde{\mathbb{P}_P^3} \supset \widetilde{S_P} & \xleftrightarrow[\psi_P]{\psi_Q} & \widetilde{S_Q} \subset \widetilde{\mathbb{P}_Q^3} \\
\pi_P \downarrow & & \downarrow \pi_Q \\
\widetilde{\mathbb{P}^3} \supset \overline{S_P} & \xleftrightarrow{\quad} & \overline{S_Q} \subset \widetilde{\mathbb{P}^3} \\
\pi_{g_P} \downarrow & & \downarrow \pi_{g_Q} \\
\mathbb{P}^3 \supset S_P & \xleftrightarrow{\quad} & S_Q \subset \mathbb{P}^3
\end{array}$$

### 5.2.1. Smooth quadric

We start by describing the map  $\psi_P$  in the case where the quadric  $S_P$  is smooth, i.e. a hyperboloid of one sheet. Let  $L_1$  be the class of the total transform of a line in the same family as  $g_{P_i}^j$ , and let  $L_2$  be the class of the total transform of a line in the other family. Let  $E_i$  be the class of the exceptional divisor we get when blowing up  $p_i$ . We get the following multiplication table:

$\cdot$	$L_1$	$L_2$	$E_1$	$E_2$
$L_1$	0	1	0	0
$L_2$	1	0	0	0
$E_1$	0	0	-1	0
$E_2$	0	0	0	-1

Next, let  $H_Q$  be the pullback of a hyperplane section from the conjugate configuration  $\widetilde{S_Q}$ . We want to find the class of  $H_Q$  on  $\widetilde{S_P}$ .

First, let us consider what the map  $\psi_P$  does to lines in each family. Let  $l$  be a generic curve in  $L_1$ , in each image,  $P_i(l)$  is a line, furthermore, since  $l$  does not intersect  $\widetilde{g_{P_i}^j}$ ,  $P_i(l)$  is a line not passing through the epipole  $e_{P_i}^j \in \mathbb{P}^2$ . It follows that  $\psi(l)$  is a curve appearing as the intersection of  $\widetilde{S_Q}$  and two planes (the pullbacks  $Q_i^{-1}(P_i(l))$ ), each passing through exactly one camera center, in other words:  $\psi(l)$  is a line. For a generic curve  $l'$  in  $L_2$ ,  $P_i(l')$  is a line passing through

the epipole, hence  $\psi(l')$  is a curve appearing as the intersection of  $\widetilde{S}_Q$  and two planes, both passing through the camera centers, in other words, a conic curve.

Furthermore, the lines  $g_{P_i}^j$ , belonging to the class  $L_1 - E_i$ , collapse to camera centers on the other side. And finally,  $H_Q$  has self-intersection 2. This gives us the following equations:

$$H_Q L_1 = 1, \quad H_Q L_2 = 2, \quad H_Q(L_1 - E_i) = 0, \quad H_Q^2 = 2.$$

It follows that  $H_Q = 2L_1 + L_2 - E_1 - E_2$ . In other words,  $\psi_P$  is given by curves of bidegree  $(2, 1)$  passing through both camera centers.

### 5.2.2. Cone

Next, let  $S_P$  be a cone. Since the two epipolar lines intersect in the vertex, we first blow up  $\mathbb{P}^3$  in the vertex of the cone and then in the camera centers (see diagram above). Let  $L$  be the class of the total transform (with the second blow-up) of the strict transform (with the first blow-up) of a line on  $S_P$ , let  $E_0$  be the class of the exceptional divisor which is the blow-up of the vertex and let  $E_i$  be the class of the exceptional divisor we get when blowing up  $p_i$ . We get the following multiplication table: Again, let  $H_Q$  be the pullback of a

$\cdot$	$L$	$E_0$	$E_1$	$E_2$
$L$	0	1	0	0
$E_0$	1	-2	0	0
$E_1$	0	0	-1	0
$E_2$	0	0	0	-1

hyperplane from the conjugate configuration  $\widetilde{S}_Q$ . By arguments similar to the smooth quadric case we get the following equations:

$$H_Q L = 1, \quad H_Q(L - E_i) = 0, \quad H_Q^2 = 2.$$

Furthermore, if neither camera center on  $S_P$  is on the vertex, the conjugate quadric  $S_Q$  is a smooth quadric with both cameras lying on the same line, the preimage of this line (under  $\psi_P$ ) is  $E_0$ , hence  $H_Q E_0 = 1$ . On the other hand, if one of the cameras, say  $p_1$ , lies on the vertex,  $S_Q$  is a cone and the strict transform  $E_0 - E_1$  collapses to the vertex on  $S_Q$ , meaning  $H_Q(E_0 - E_1) = 0$ , so  $H_Q E_0 = 1$  in this case also.

It follows that  $H_Q = 3L + E_0 - E_1 - E_2$  in both cases.

### 5.2.3. Two planes, at most one camera center on the intersection

Let  $S_P$  be the union of two planes with at most one camera center lying on the intersection. In this case,  $S_Q$  is reducible as well and  $\psi_P$  takes the plane with the camera centers  $p_i$  to the plane with the camera centers  $q_i$  and the plane with no camera centers to the plane with no camera centers. As such we can consider the planes separately. The map  $\psi_P$  restricted to the plane with no camera centers is an isomorphism, so we need only consider how  $\psi$  acts on the plane with the camera centers.

Since the two epipolar lines  $g_{P_i}^j$  intersect in a point, we blow up this point, and then the camera centers to get a morphism  $\psi_P$ . Let  $L$  be the class of the

total transform of a line in the plane containing the camera centers, let  $E_i$  be the class of the exceptional divisor we get when blowing up  $p_i$ , and let  $E_0$  be the class of the exceptional divisor we get when blowing up the intersection of the epipolar lines. We get the following multiplication table: Again, let  $H_Q$  be the

$\cdot$	$L$	$E_0$	$E_1$	$E_2$
$L$	1	0	0	0
$E_0$	0	-1	0	0
$E_1$	0	0	-1	0
$E_2$	0	0	0	-1

pullback of a hyperplane from the conjugate configuration  $\widetilde{S_Q}$ . The line spanned by the two camera centers collapse to the intersection of the epipolar lines on the other side, similarly, the two epipolar lines collapse to camera centers. There are also three lines on  $S_Q$  whose strict transform is collapsed to points on  $S_P$ . Lastly, since we are working with a single plane,  $H_Q$  has self-intersection 1 this time. This gives us the equations:

$$\begin{aligned} H_Q(L - E_1 - E_2) &= 0, & H_Q(L - E_0 - E_1) &= 0, & H_Q(L - E_0 - E_2) &= 0, \\ H_Q E_i &= 1, & H_Q^2 &= 1. \end{aligned}$$

It follows that  $H_Q = 2L - E_0 - E_1 - E_2$ .

#### 5.2.4. One or two planes, both cameras in singular locus

Finally, there is the case where  $S_P$  (and hence  $S_Q$ ) is either a double plane or two planes with both cameras lying on their intersection. In this case, the map  $\psi_P$  is not defined on the line spanned by the two camera centers  $p_1, p_2$  as any point on this line is conjugate to any point on the line spanned by  $q_1, q_2$ . Outside this line,  $\psi_P$  acts simply as a linear transformation on each of the two (or one) planes. Note however that in the case of two planes the two linear transformations need not coincide on the intersection, for instance, two intersecting lines, one from each plane, might be taken to two disjoint lines.

**Remark 5.5.** In the case where  $S_P$  is a double plane,  $\psi_P$  acts as a linear transformation on  $S_P$  outside the line spanned by the camera centers. As such, it is in many ways similar to the trivial critical configurations, although it is, by [Definition 4.6](#), non-trivial.

#### 5.2.5. Conclusion

With all these results in place, we can give a formula relating the curves on  $S_P$  to those on  $S_Q$

**Definition 5.6.** Let  $S_P$  be a smooth quadric or cone and let  $C_P$  be a curve on  $S_P$ . We say that  $C_P$  is of type  $(a, b, c_1, c_2)$ , where  $c_i$  is the multiplicity of  $C_P$  in the camera center  $p_i$  and where  $a$  and  $b$  is:

- If  $S_P$  is smooth,  $a$  is the number of times  $C_P$  intersects a generic line in the same family as the epipolar lines  $g_{P_i}^j$ , and  $b$  is the number of times it intersects the lines in the other family, (meaning  $(a, b)$  is the bidegree of  $C_P$ ).

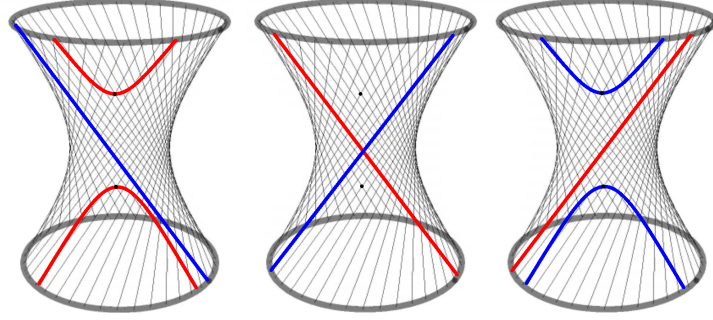


Figure 5: Illustration of the map taking a point to its conjugate. The smooth quadric has two conjugates (original in the middle), the left is the one we get if we take the lines in the blue family to be the epipolar lines, whereas the one on the right is the one we get if we choose the red.

- If  $S_P$  is a cone,  $a$  is the number of times  $C_P$  intersects each line outside of the camera center, and  $b$  the number of times it intersects each line.

**Proposition 5.7** ([8, Lemma 8.32]). *Let  $S_P$  be a smooth quadric or a cone, and let  $C_P \subset S_P$  be a curve of type  $(a, b, c_1, c_2)$ , such that  $C_P$  does not contain either of the epipolar lines. Then the conjugate curve  $C_Q \subset S_Q$  is of type  $(a, a + b - c_1 - c_2, a - c_2, a - c_1)$ .*

An illustration of how  $\psi_P$  acts on the lines on a quadric/cone can be found in Figures 5 and 6

**Definition 5.8.** Let  $S_P$  be two planes with two camera centers not both lying on the intersection and let  $C_P$  be a curve on  $S_P$ . We say that  $C_P$  is of type  $(a, b, c_0, c_1, c_2)$ , where  $a$  is the degree of the curve in the plane with the epipolar lines,  $b$  the degree of the curve in the other plane,  $c_0$  is the multiplicity of  $C_P$  in the intersection of the epipolar lines  $g_{P_i}^j$  and  $c_1, c_2$  is the multiplicity in the camera centers  $p_1, p_2$  respectively.

**Proposition 5.9.** *Let  $S_P$  be two planes with two camera centers not both lying on the intersection, and let  $C_P \subset S_P$  be a curve of type  $(a, b, c_0, c_1, c_2)$  such that  $C_P$  does not contain either of the epipolar lines or the lines spanned by the camera centers. Then the conjugate curve  $C_Q \subset S_Q$  is of type  $(2a - c_0 - c_1 - c_2, b, a - c_1 - c_2, a - c_0 - c_2, a - c_0 - c_1)$ .*

## Acknowledgments

I would like to thank my two supervisors, Kristian Ranestad and Kathlén Kohn, for their help and guidance, for providing me with useful insights, and for their belief in my work. This work was supported by the Norwegian National Security Authority.

## Appendix

Proof behind tables in Section 4.5: Let  $P_1, P_2$  be two cameras with camera centers  $p_1, p_2$ , and fundamental form  $F_P$ . Let  $\mathbf{F}$  denote the space of bilinear

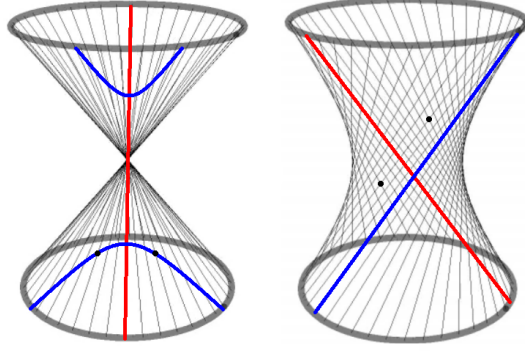


Figure 6: Illustration of the map taking a point to its conjugate. The line spanned by the camera centers (right) maps to the vertex on the cone. The other lines in this family map to conics. Lines in the other family are preserved.

forms on  $\mathbb{P}^2 \times \mathbb{P}^2$ . By [Lemma 4.10](#), there is an isomorphism between the set of quadrics passing through  $p_1, p_2$ , and lines  $L \subset \mathbf{F}$  that pass through  $F_P$ . The set of bilinear forms that are not of full rank is denoted by  $\mathbf{F}_2$ . There are several different ways a line  $l$  through  $F_P$  can intersect  $\mathbf{F}_2$ , namely:

When we have a finite number of intersections:

- Three distinct, real intersection points (one of which is  $F_P$ ).
- Three distinct intersection points, two of which are complex conjugates.
- Two distinct intersection points of rank 2,  $F_P$  has multiplicity 2.
- Two distinct intersection points of rank 2, the one that is not  $F_P$  has multiplicity 2.
- Only one intersection point:  $F_P$  with multiplicity 3.
- Two distinct intersection points,  $F_P$  and one which has rank 1. The latter will have multiplicity 2.

Then there are the ones where  $L$  lies in  $\mathbf{F}_2$ ; here we look at the kernels, and at the number of rank 1 forms on  $L$ :

- Two distinct, real, rank 1 forms (implies all bilinear forms share the same left- and right kernel).
- Two distinct, complex, rank 1 forms (implies all bilinear forms share the same left- and right kernel).
- One form of rank 1, which has multiplicity 2 (implies all bilinear forms share the same left- and right kernel)
- One form of rank 1, which has multiplicity 1 (implies all bilinear forms share the same left- OR right kernel, but never both)
- No forms of rank 1, all bilinear forms share the same left- or right kernel

- No forms of rank 1, all bilinear forms have distinct kernels.

This gives us a total of 12 different configurations to check. For each of these, we want to know what kind of quadric/camera configuration it corresponds to in  $\mathbb{P}^3$ .

Let  $\text{PGL}(3, \mathbb{R})$  be the projective general linear group of degree 3 (the group of real, invertible  $3 \times 3$  matrices up to scale). This group acts on  $\mathbf{F}$  with an action that can be represented by matrix multiplication. Let  $\text{PGL}(3)_{F_P}$  be the subgroup of  $\text{PGL}(3)$  that fixes  $F_P$ . This gives us a group that acts on the  $\mathbb{P}^7$  of lines passing through  $F_P$ . This group will never take a line with one of the 12 configurations above to a line with a different configuration. For instance, a real invertible matrix can not take three distinct real points, to anything other than three distinct real points. In particular, this means that the 12 configurations above all lie in distinct orbits under this group action.

Recall the isomorphism between the set of quadrics through  $p_1, p_2$  and the set of lines through  $F_P$ . It gives us a similar group action on the set of quadrics passing through the camera centers  $p_1, p_2$ , namely the subgroup of  $\text{PGL}(4)$  that fixes the two camera centers. Here too, the camera/quadric configurations fall into 12 different orbits (not listed). Now we only need to check one representative from each orbit to find the exact correspondences.

By [Proposition 2.13](#), the only property of the cameras that matters when considering critical configurations is their center. Furthermore, one pair of distinct points in  $\mathbb{P}^3$  is no different from any other pair. This means that when we make computations for the two view case, we are free to pick any two cameras  $P_1, P_2$  with distinct centers. We use

$$P_1 = \begin{bmatrix} 1 & 0 & 0 & 0 \\ 0 & 1 & 0 & 0 \\ 0 & 0 & 1 & 0 \end{bmatrix}, \quad P_2 = \begin{bmatrix} 1 & 0 & 0 & 0 \\ 0 & 1 & 0 & 0 \\ 0 & 0 & 0 & 1 \end{bmatrix}.$$

The fundamental matrix of these two cameras is

$$F_P = \begin{bmatrix} 0 & 1 & 0 \\ -1 & 0 & 0 \\ 0 & 0 & 0 \end{bmatrix}.$$

Now we can go ahead and check the 12 possible configurations listed earlier. This will be done by picking a fundamental matrix  $F_0$  such that the line  $l$  spanned by  $F_P$  and  $F_0$  intersects  $\mathbf{F}_2$  the way we want and then checking what quadric it corresponds to. The full results are given in [Table .2](#).

Table .2

Matrix $F_0$	Intersections between $l$ and $F_2$	Configuration in $\mathbb{P}^3$
$\begin{bmatrix} 0 & 0 & 0 \\ 1 & 0 & 0 \\ 0 & 0 & 1 \end{bmatrix}$	Three distinct, real intersection points, (one of which is $F_P$ )	Smooth ruled quadric, camera centers not on same line
$\begin{bmatrix} 1 & 0 & 0 \\ 0 & 1 & 0 \\ 0 & 0 & 1 \end{bmatrix}$	Three distinct intersection points, two of which are complex conjugates.	Smooth, non-ruled quadric
$\begin{bmatrix} 1 & 0 & 0 \\ 0 & 0 & 0 \\ 0 & 0 & 1 \end{bmatrix}$	Two distinct intersection points, $F_P$ has multiplicity 2	A cone, cameras on different lines, no camera at vertex
$\begin{bmatrix} 0 & 0 & 0 \\ 0 & 0 & 1 \\ 1 & 0 & 0 \end{bmatrix}$	Two distinct intersection points, the one that is not $F_P$ has multiplicity 2	Smooth quadric, camera centers lie on the same line
$\begin{bmatrix} 0 & 0 & 1 \\ 0 & 1 & 0 \\ 1 & 0 & 0 \end{bmatrix}$	Only one intersection point: $F_P$ with multiplicity 3	Cone, both cameras lie on the same line, neither lies at the vertex
$\begin{bmatrix} 0 & 0 & 0 \\ 0 & 0 & 0 \\ 0 & 0 & 1 \end{bmatrix}$	Two distinct intersection points, $F_P$ and one which has rank 1. The latter has multiplicity 2	Union of two planes, camera centers in different planes
$\begin{bmatrix} 0 & 1 & 0 \\ 0 & 0 & 0 \\ 0 & 0 & 0 \end{bmatrix}$	$l$ lies in $\mathbf{F}_2$ , and contains two distinct, real, rank 1 forms <sup>3</sup>	Union of two planes, camera centers lie on the intersection of the planes
$\begin{bmatrix} 1 & 0 & 0 \\ 0 & 1 & 0 \\ 0 & 0 & 0 \end{bmatrix}$	$l$ lies in $\mathbf{F}_2$ , and contains two distinct, complex, rank 1 forms <sup>3</sup>	Union of two complex conjugate planes, both cameras on intersection.
$\begin{bmatrix} 1 & 0 & 0 \\ 0 & 0 & 0 \\ 0 & 0 & 0 \end{bmatrix}$	$l$ lies in $\mathbf{F}_2$ , and contains one form of rank 1, which has multiplicity 2 <sup>3</sup>	A single plane with multiplicity 2
$\begin{bmatrix} 0 & 0 & 1 \\ 0 & 0 & 0 \\ 0 & 0 & 0 \end{bmatrix}$	$l$ lies in $\mathbf{F}_2$ , and contains one form of rank 1, which has multiplicity 1 <sup>4</sup>	Union of two planes, one camera on the intersection
$\begin{bmatrix} 1 & 0 & 1 \\ 1 & 1 & 0 \\ 0 & 0 & 0 \end{bmatrix}$	$l$ lies in $\mathbf{F}_2$ , and contains no forms of rank 1, all bilinear forms share the same left or right kernel	Cone, one camera at the vertex
$\begin{bmatrix} 0 & 0 & 0 \\ 0 & 0 & 1 \\ 0 & 1 & 0 \end{bmatrix}$	$l$ lies in $\mathbf{F}_2$ , and contains no forms of rank 1, all bilinear forms have distinct kernels.	Union of two planes, cameras in same plane, neither at the intersection

<sup>3</sup>This implies all bilinear forms share the same left and right kernel<sup>4</sup>This implies all bilinear forms share the same left or right kernel

## References

- [1] Sameer Agarwal, Andrew Pryhuber, and Rekha R. Thomas. Ideals of the multiview variety. *IEEE Transactions on Pattern Analysis and Machine Intelligence*, 43(4):1279–1292, 2021. doi: 10.1109/TPAMI.2019.2950631.
- [2] Cenek Albl, Akihiro Sugimoto, and Tomas Pajdla. Degeneracies in rolling shutter sfm. In Bastian Leibe, Jiri Matas, Nicu Sebe, and Max Welling, editors, *Computer Vision – ECCV 2016*, pages 36–51, Cham, 2016. Springer International Publishing. ISBN 978-3-319-46454-1.
- [3] Paul Breiding, Felix Rydell, Elima Shehu, and Angélica Torres. Line multiview varieties, 2022. URL <https://arxiv.org/abs/2203.01694>.
- [4] Martin Bråtelund. Critical configurations for three projective views, 2021. URL <https://arxiv.org/abs/2112.05478>.
- [5] Martin Bråtelund. Critical configurations for two projective views, a new approach, 2021. URL <https://arxiv.org/abs/2112.05074>.
- [6] Thomas Buchanan. Critical sets for 3d reconstruction using lines. In G. Sandini, editor, *Computer Vision — ECCV’92*, pages 730–738, Berlin, Heidelberg, 1992. Springer Berlin Heidelberg. ISBN 978-3-540-47069-4.
- [7] Richard Hartley and Fredrik Kahl. Critical curves and surfaces for euclidean reconstruction. In Anders Heyden, Gunnar Sparr, Mads Nielsen, and Peter Johansen, editors, *Computer Vision — ECCV 2002*, pages 447–462, Berlin, Heidelberg, 2002. Springer Berlin Heidelberg. ISBN 978-3-540-47967-3.
- [8] Richard Hartley and Fredrik Kahl. Critical configurations for projective reconstruction from multiple views. *International Journal of Computer Vision*, 71(1):5 – 47, 01 2007. doi: doi:10.1007/s11263-005-4796-1. URL <http://dx.doi.org/10.1007/s11263-005-4796-1>.
- [9] Richard Hartley and Andrew Zisserman. *Multiple View Geometry in Computer Vision*. Cambridge University Press, 2 edition, 2004. doi: 10.1017/CBO9780511811685.
- [10] J. Krames. Zur ermittlung eines objektes aus zwei perspektiven. (ein beitrag zur theorie der “gefährlichen örter”). *Monatshefte für Mathematik und Physik*, 49:327–354, 1941.
- [11] S. Maybank. *Theory of Reconstruction from Image Motion*. Springer Series in Information Sciences. Springer Berlin Heidelberg, 1993. ISBN 978-3-642-77559-8. doi: <https://doi.org/10.1007/978-3-642-77557-4>.