

On the Ergodic Mutual Information of Keyhole MIMO Channels With Finite-Alphabet Inputs

Chongjun Ouyang, Ali Bereyhi, Saba Asaad, Ralf R. Müller, Julian Cheng, and
Hongwen Yang

Abstract

This letter studies the ergodic mutual information (EMI) of keyhole multiple-input multiple-output channels having finite-alphabet input signals. The EMI is first investigated for single-stream transmission considering both cases with and without the channel state information at the transmitter. Then, the derived results are extended to the case of multi-stream transmission. Asymptotic analyses are performed in the regime of high signal-to-noise ratio (SNR). The high-SNR EMI is shown to converge to a constant with its rate of convergence determined by the diversity order. On this basis, the influence of the keyhole effect on the EMI is discussed. The analytical results are validated by numerical simulations.

Index Terms

Ergodic mutual information, finite-alphabet inputs, keyhole channel, multiple-input multiple-output.

I. INTRODUCTION

Multiple-input multiple-output (MIMO) systems are known to boost the spectral efficiency (SE) of wireless channels in comparison to conventional single-antenna systems. Yet, practical MIMO systems may suffer from severe degradation of the SE, due to channel degeneration. One of such phenomena is termed the keyhole effect which may arise in a hallway or tunnel with the electromagnetic waves propagating through the same hole as shown in Fig. 1; see

C. Ouyang and H. Yang are with Beijing University of Posts and Telecommunications; e-mail: {DragonAim,yanghong}@bupt.edu.cn. A. Bereyhi, S. Asaad, and R. R. Müller are with Friedrich-Alexander-Universität Erlangen-Nürnberg; e-mail: {ali.bereyhi,saba.asaad,ralf.r.mueller}@fau.de. J. Cheng is with The University of British Columbia; email: julian.cheng@ubc.ca.

[1]–[6] and the references therein. Recently, this channel has also been widely used in vehicle-to-vehicle communications under dense urban environments [7]. The existence of this effect was initially predicted in theory [1] and then validated by empirical measurements [3]. In contrast to traditional MIMO channels having full rank, keyhole channels generally characterize rank-deficient MIMO channels, which may have sufficient scattering around the transceivers, but due to other propagation effects, such as diffraction, the channel matrix might exhibit only low rank.

Theoretically, the keyhole effect can remove the spatial multiplexing gain of MIMO channels [1]. It hence models the worst-case propagation environment for MIMO systems from the SE perspective. In general, the system SE is proportional to the achievable input-output mutual information (MI) of the channel [8]. Consequently, analyzing the MI of keyhole MIMO channels can benchmark the worst-case SE of multiple-antenna systems. Motivated by this, several studies analyzed the MI of keyhole MIMO channels for Gaussian distributed input signals [2]–[7]. Particularly, the MI achieved by Gaussian inputs was analyzed in single-user ergodic case [2]–[5], multi-user ergodic case [6], and the single-user outage case [7]. Yet, practical transmit signals are often taken from finite constellation alphabets, e.g., quadrature amplitude modulation (QAM). These finite constellations yield reduced MI, especially in the high signal-to-noise ratio (SNR) regime [8], [9]. Despite its importance, the problem of studying the ergodic MI (EMI) for keyhole MIMO channels with finite input constellations has been left open.

This letter studies the EMI of keyhole MIMO channels with finite-alphabet inputs under Nakagami- m fading. The main contribution of this work includes the discussion about the EMI under both single-stream and multi-stream transmissions. For each transmission scenario, we consider two cases; namely, the case in which channel state information (CSI) is perfectly known and the case with no CSI at the transmitter (CSIT). For both cases, we assume the CSI to be perfectly known at the receiver. We characterize the EMI in the high-SNR region and determine the diversity order of the system, which enables us to estimate the influence of the keyhole effect¹. Compared with our previous work [9] that focused more on approximating the EMI in single-antenna systems and neglected the high-SNR analyses, this letter gains more insights into the influence of finite-alphabet on the EMI.

¹We comment that for MIMO channels without keyholes, there has also been very limited work on characterizing the high-SNR asymptotic behaviours of the EMI achieved by finite-alphabet inputs. Yet, this can be done by using the approach proposed in this work, which will be considered in the future.

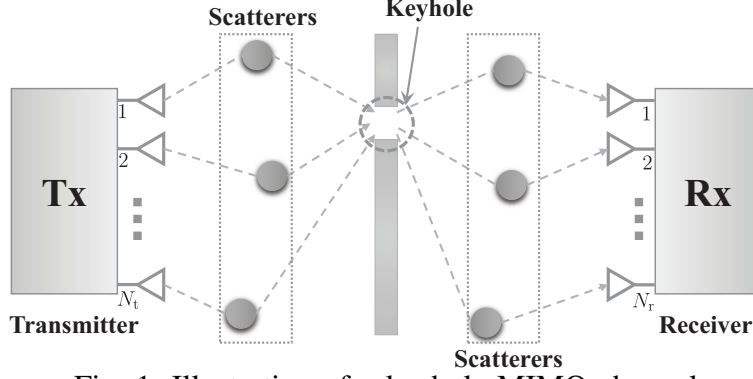


Fig. 1: Illustration of a keyhole MIMO channel

II. SYSTEM MODEL

Consider the point-to-point keyhole MIMO channel illustrated in Fig. 1, where an N_t -antenna transmitter (Tx) sends wireless signals to an N_r -antenna receiver (Rx). The received signal is given by

$$\mathbf{y} = \sqrt{\bar{\gamma}}\mathbf{H}\mathbf{s} + \mathbf{n}, \quad (1)$$

where $\mathbf{H} \in \mathbb{C}^{N_r \times N_t}$ represents the channel matrix with $N_t > 1$ and $N_r > 1$, $\mathbf{s} \in \mathbb{C}^{N_t \times 1}$ denotes the transmit signal satisfying $\mathbb{E}\{\mathbf{s}^H \mathbf{s}\} = 1$, $\bar{\gamma}$ denotes the transmit SNR, and $\mathbf{n} \sim \mathcal{CN}(\mathbf{0}, \mathbf{I}_{N_r})$ is additive white Gaussian noise (AWGN).

Considering the spatial structure of keyhole MIMO channels,, we have $\mathbf{H} = \mathbf{h}_r \mathbf{h}_t^H$ with

$$\mathbf{h}_r = [\sqrt{\alpha_1}e^{j\phi_1}, \dots, \sqrt{\alpha_{N_r}}e^{j\phi_{N_r}}]^T \in \mathbb{C}^{N_r \times 1}, \quad (2)$$

$$\mathbf{h}_t = [\sqrt{\beta_1}e^{j\psi_1}, \dots, \sqrt{\beta_{N_t}}e^{j\psi_{N_t}}]^T \in \mathbb{C}^{N_t \times 1}, \quad (3)$$

denoting the keyhole-to-Rx and keyhole-to-Tx channel vectors, respectively, which are statistically independent of each other [1]². We assume that all entries in the vector \mathbf{h}_r are independent and identically distributed (i.i.d.), i.e., the phases ϕ_a for $a \in \{1, \dots, N_r\}$ are uniformly distributed on $[0, 2\pi)$ and the magnitudes $\sqrt{\alpha_a}$ follow the Nakagami- m distribution with the probability density function (PDF) of α_a given by $f(x; m_r, m_r)$. Here,

$$f(x; c, d) \triangleq \frac{1}{\Gamma(c)} x^{c-1} e^{-dx} d^c, x \geq 0, \quad (4)$$

where $\Gamma(x) \triangleq \int_0^\infty t^{x-1} e^{-t} dt$ is the gamma function [10], and $m_r \geq \frac{1}{2}$ indicates the fading severity. Likewise, we assume that the keyhole-to-Tx channel undergoes i.i.d. Nakagami- m

²It is worth mentioning that the keyhole channel is also influenced by the size of the keyhole. Particularly, the keyhole effect is more pronounced when the keyhole's physical size approximately equals or is even smaller than the wavelength. Unfortunately, a quantitative characterization of the influence of the keyhole's size on the channel is still open.

fading; thus, the PDF of the magnitudes β_b for $b \in \{1, \dots, N_t\}$ is given by $f(x; m_t, m_t)$ for some fading severity $m_t \geq \frac{1}{2}$ and the phases ψ_b are uniformly distributed on $[0, 2\pi)$. It is worth noting that the Nakagami- m model is a generalization of the statistical model used in [3], [6], [7], which has been illustrated to fit better with empirical data.

III. SINGLE-STREAM TRANSMISSION

We start the analysis by considering a single-stream transmission (SST). The transmitted signal is given by $\mathbf{s} = \mathbf{w}x$, where $\mathbf{w} \in \mathbb{C}^{N_r \times 1}$ denotes the precoding vector satisfying $\|\mathbf{w}\|^2 = 1$ and $x \in \mathbb{C}$ is the transmitted symbol. We assume that x satisfies the power constraint $\mathbb{E}\{|x|^2\} = 1$ and is taken from a finite constellation alphabet \mathcal{X} consisting of M points, i.e., $\mathcal{X} = \{\mathbf{x}_g\}_{g=1}^M$. The g th symbol in \mathcal{X} , i.e., \mathbf{x}_g , is transmitted with probability p_g , $0 < p_g < 1$, and the vector of probabilities $\mathbf{p}_{\mathcal{X}} \triangleq [p_1, \dots, p_M] \in \mathbb{C}^{1 \times M}$ is called the input distribution with $\sum_{g=1}^M p_g = 1$.

The derivation of EMI for the SST (SST-EMI) in a fading keyhole MIMO channel is best understood by specifying the MI of a scalar Gaussian channel with finite-alphabet inputs. To this end, consider the scalar AWGN channel

$$Y = \sqrt{\gamma}X + Z, \quad (5)$$

where $Z \sim \mathcal{CN}(0, 1)$ is AWGN, X is the channel input taken from the alphabet \mathcal{X} subject to the input distribution $\mathbf{p}_{\mathcal{X}}$, and γ is the SNR. For this channel, the MI is given by [8]

$$I_M^{\mathcal{X}}(\gamma) = H_{\mathbf{p}_{\mathcal{X}}} - \frac{1}{\pi} \sum_{g=1}^M \int_{\mathbb{C}} p_g e^{-|u - \sqrt{\gamma}\mathbf{x}_g|^2} \times \log_2 \left(\sum_{g'=1}^M \frac{p_{g'}}{p_g} e^{|u - \sqrt{\gamma}\mathbf{x}_g|^2 - |u - \sqrt{\gamma}\mathbf{x}_{g'}|^2} \right) du, \quad (6)$$

where $H_{\mathbf{p}_{\mathcal{X}}}$ is the entropy of the input distribution $\mathbf{p}_{\mathcal{X}}$ in bits. By a straightforward extension of this result to a single-input vectorized channel, it is shown that the SST-EMI achieved by maximum ratio combining is given by

$$\mathcal{I}_M^{\mathcal{X}} = \mathbb{E}\{I_M^{\mathcal{X}}(\bar{\gamma} \|\mathbf{h}_r\|^2 |\mathbf{h}_t^H \mathbf{w}|^2)\}. \quad (7)$$

It is worth noting that the EMI is a function of the precoding vector \mathbf{w} . In the sequel, we will analyze the SST-EMI based on the availability of CSIT.

A. SST Without CSIT

With no CSIT, the transmitter applies uniform beamforming, i.e., $\mathbf{w} = \frac{1}{\sqrt{N_t}}\mathbf{1}$, where $\mathbf{1} \triangleq [1, \dots, 1]^T$. In this case, we have $\mathcal{I}_M^{\mathcal{X}} = \mathbb{E}\{I_M^{\mathcal{X}}(S_1 \bar{\gamma}/N_t)\}$, where $S_1 = \|\mathbf{h}_r\|^2 |\mathbf{h}_t^H \mathbf{1}|^2$. To characterize the EMI, we follow three major steps which are illustrated in the sequel.

1) *Channel Statistics*: At the first step, we derive the PDF of S_1 . Exploiting the statistical independence of \mathbf{h}_t and \mathbf{h}_r , we find that $A = \|\mathbf{h}_r\|^2$ and $B = |\mathbf{h}_t^H \mathbf{1}|^2$ are mutually independent. It follows that the PDF of the product $S_1 = AB$ can be calculated as $f_{S_1}(x) = \int_0^\infty f_B\left(\frac{x}{y}\right) f_A(y) \frac{1}{y} dy$, where $f_A(\cdot)$ and $f_B(\cdot)$ denote the PDFs of A and B , respectively. Yet, due to the intractability of $|\mathbf{h}_t^H \mathbf{1}|^2$, a closed-form expression for its PDF is only available when m_t is an integer [11]. Accordingly, we let m_t be an integer in order to facilitate the subsequent analyses. The following two lemmas are then employed to characterize S_1 .

Lemma 1. Define an operator $\mathcal{F}\langle \cdot \rangle$ as

$$\mathcal{F}\langle Q \rangle \triangleq \sum_{i_1=0}^{m_t-1} \cdots \sum_{i_{N_t}=0}^{m_t-1} \sum_{h=0}^{S_{N_t}} \frac{(-S_{N_t})_h S_{N_t}! Y_{N_t} Q}{X_{N_t} (h!)^2 U_{N_t}^{S_{N_t}}}, \quad (8)$$

where $X_{N_t} = \prod_{k=1}^{N_t} \left(\frac{(i_k!)^2}{(1-m_t)_{i_k}} \right)$, $S_{N_t} = \sum_{k=1}^{N_t} i_k$, $Y_{N_t} = \prod_{k=1}^{N_t} \left(\frac{1}{4m_t} \right)^{i_k}$, $U_{N_t} = \sum_{k=1}^{N_t} \frac{1}{4m_t}$, and $(z)_n \triangleq \frac{\Gamma(z+n)}{\Gamma(z)}$ is the Pochhammer symbol [10, Eq. (5.2.5)] with $(-z)_n = (-1)^n (z-n+1)_n$. Then, the PDF of $B = |\mathbf{h}_t^H \mathbf{1}|^2$ can be written as $f_B(x) = \mathcal{F}\left\langle e^{-\frac{x}{4U_{N_t}}} x^h (4U_{N_t})^{-h-1} \right\rangle$.

Proof: Please refer to [11] for more details. ■

Lemma 2. The PDF of S_1 is given by

$$f_{S_1}(x) = \mathcal{F}\left\langle \frac{2}{\Gamma(N_r m_r)} (m_r x / (4U_{N_t}))^{\frac{N_r m_r + h + 1}{2}} \right. \\ \left. \times x^{-1} K_{N_r m_r - h - 1} \left(2\sqrt{m_r x / (4U_{N_t})} \right) \right\rangle, \quad (9)$$

where $K_\nu(\cdot)$ is the ν th order modified Bessel function of the second kind [10, Eq. (10.31.1)].

Proof: Since $\{\sqrt{\alpha_a}\}_{a=1}^{N_r}$ are N_r i.i.d. Nakagami- m variables, the PDF of $A = \sum_{a=1}^{N_r} \alpha_a$ can be written as $f_A(x) = f(x; N_r m_r, m_r)$. Aided with the integral identity in [10, Eq. (10.32.10)], we finally conclude the desired PDF in (9). ■

2) *Explicit Analysis*: In the second step, we invoke Lemma 2 to derive an approximation for the SST-EMI.

Theorem 1. For SST-EMI achieved without CSIT, the following approximation becomes exact as the complexity-vs-accuracy tradeoff parameter V approaches infinity:

$$\mathcal{I}_M^{\mathcal{X}} \approx \mathcal{F}\left\langle \sum_{k=1}^V \sum_{l=1}^V \frac{w_k w_l I_M^{\mathcal{X}}\left(\frac{4U_{N_t} \bar{\gamma} t_k t_l}{m_r N_t}\right)}{\Gamma(N_r m_r) t_l^{-j} t_k^{1-N_r m_r}} \right\rangle, \quad (10)$$

where $\{w_i\}$ and $\{t_i\}$ denote the weight and abscissa factors of Gauss-Laguerre integration.

Proof: The EMI can be calculated as

$$\mathcal{I}_M^{\mathcal{X}} = \int_0^\infty \left(\int_0^\infty f_B\left(\frac{x}{y}\right) \frac{f_A(y)}{y} dy \right) I_M^{\mathcal{X}}\left(\frac{x \bar{\gamma}}{N_t}\right) dx. \quad (11)$$

We use the Gauss–Laguerre quadrature method [10, Eq. (3.5.27)] to calculate the two integrals in (11) successively. This leads to the approximate expression shown in (10). ■

Note that given a target approximation precision, quantifying the relationship between the required value of V and other system parameters, such as M and $\bar{\gamma}$, is a challenging job. Yet, by numerical simulation, we find that setting $V = 200$ can generally achieve an approximation precision of 10^{-14} .

3) *Asymptotic Analysis:* In the last step, we investigate the asymptotic behaviour of the EMI. It is worth noting that the MIMO keyhole channel does not always harden under the asymptotic condition when N_t or $N_r \rightarrow \infty$ [6]. This makes it challenging to gain further insights into the EMI by setting N_t or $N_r \rightarrow \infty$. As a compromise, more attention will be paid to the asymptotic condition when the SNR approaches infinity, namely $\bar{\gamma} \rightarrow \infty$. The result is given in Theorem 2.

Theorem 2. Let $N_r m_r \neq h + 1$ for $h \in \{0, \dots, N_t(m_t - 1)\}$. When $\bar{\gamma} \rightarrow \infty$, the EMI achieved without CSIT can be characterized as $\mathcal{I}_M^{\mathcal{X}} \simeq H_{\mathbf{p}_X} - (\mathcal{G}_a \bar{\gamma})^{-\mathcal{G}_d}$, where $\mathcal{G}_d = 1$ and

$$\mathcal{G}_a^{-1} = \sum_{i_1=0}^{m_t-1} \dots \sum_{i_{N_t}=0}^{m_t-1} \frac{U_{N_t}^{-S_{N_t}} S_{N_t}! Y_{N_t} \hat{\mathcal{M}}(2) m_t m_r \log_2 e}{(N_r m_r - 1) \prod_{k=1}^{N_t} \left(\frac{(i_k!)^2}{(1-m_t)_{i_k}} \right)}. \quad (12)$$

Here, $\hat{\mathcal{M}}(x) \triangleq \mathcal{M}[\text{mmse}_M^{\mathcal{X}}(t); x]$, where $\text{mmse}_M^{\mathcal{X}}(t)$ denotes the minimum mean square error (MMSE) in estimating X in (5) from Y . Moreover, $\mathcal{M}[p(t); z] \triangleq \int_0^\infty t^{z-1} p(t) dt$ denotes the Mellin transform of $p(t)$ [12].

Proof: The proof is given in Appendix A. ■

Remark 1. The results in Theorem 2 suggest that the EMI achieved by finite-alphabet input signals converges to $H_{\mathbf{p}_X}$ as the SNR increases and its rate of convergence (ROC) is determined by the diversity order \mathcal{G}_d and the array gain \mathcal{G}_a .

B. SST With CSIT

With CSIT, we can apply maximal ratio transmission (MRT) at the transmitter, i.e., $\mathbf{w} = \frac{1}{\|\mathbf{h}_t\|} \mathbf{h}_t$. Hence, the EMI is given by $\mathcal{I}_M^{\mathcal{X}} = \mathbb{E} \{I_M^{\mathcal{X}}(\bar{\gamma} S_2)\}$, where $S_2 = \|\mathbf{h}_r\|^2 \|\mathbf{h}_t\|^2$. Similar to the previous case, we characterize the SST-EMI in three steps.

1) *Channel Statistics:* Using similar steps as those outlined in the proof of Lemma 2, we arrive at the following lemma.

Lemma 3. The PDF of S_2 is given by

$$f_{S_2}(x) = \frac{2(m_t m_r)^{\frac{N_t m_t + N_r m_r}{2}} K_{N_r m_r - N_t m_t} (2\sqrt{m_t m_r x})}{\Gamma(N_t m_t) \Gamma(N_r m_r) x^{1 - \frac{N_t m_t + N_r m_r}{2}}}.$$

Proof: The proof is similar to the one given for Lemma 2. We hence omit it. \blacksquare

2) *Explicit Analysis:* The EMI with CSIT is given by $\mathcal{I}_M^{\mathcal{X}} = \int_0^\infty f_{S_2}(x) I_M^{\mathcal{X}}(\bar{\gamma}x) dx$. By following the same steps as those taken in the proof of Theorem 1, we conclude the following approximation for $\mathcal{I}_M^{\mathcal{X}}$:

$$\mathcal{I}_M^{\mathcal{X}} \approx \sum_{k=1}^V \sum_{l=1}^V \frac{w_k w_l t_j^{N_r m_r - 1} t_l^{N_t m_t - 1}}{\Gamma(N_r m_r) \Gamma(N_t m_t)} I_M^{\mathcal{X}}\left(\frac{\bar{\gamma} t_k t_l}{m_r m_t}\right). \quad (13)$$

Similar to (10), the approximation in (13) becomes exact as the complexity-vs-accuracy tradeoff parameter V tends infinity.

3) *Asymptotic Analysis:* The limiting EMI with CSIT for asymptotically high SNRs is characterized as follows.

Theorem 3. Let $N_r m_r \neq N_t m_t$. When $\bar{\gamma} \rightarrow \infty$, the asymptotic EMI with CSIT satisfies $\mathcal{I}_M^{\mathcal{X}} \simeq H_{\mathbf{p}_{\mathcal{X}}} - (\mathcal{G}_a \bar{\gamma})^{-\mathcal{G}_d}$, where $\mathcal{G}_d = \min\{N_t m_t, N_r m_r\}$ and

$$\mathcal{G}_a = \frac{1}{m_r m_t} \left(\frac{\Gamma(N_t m_t) \Gamma(N_r m_r) \mathcal{G}_d \ln 2}{\Gamma(|N_t m_t - N_r m_r|) \hat{\mathcal{M}}(\mathcal{G}_d + 1)} \right)^{1/\mathcal{G}_d}.$$

Proof: The proof is given by directly applying the method detailed in Appendix A. We hence skip the details. \blacksquare

Remark 2. The above result suggest that the diversity order in this case is a function of $\{N_t, N_r, m_t, m_r\}$. By increasing the number of antennas, this expression can become larger than the one derived for the case without CSIT.

C. Discussions on Keyhole Rank-Deficiency

Consider a special case, in which the amplitudes of the channel coefficients follow the Rayleigh distribution, namely $m_t = m_r = 1$. The MIMO channel matrix in this case has full rank, if there exist no keyholes [1]. By the method in Appendix A, we can characterize the high-SNR SST-EMI in keyhole and full-rank MIMO channels, respectively. Particularly, in keyhole MIMO channels, the high-SNR SST-EMI achieved with and without CSIT can be written as $\mathcal{I}_{M,c,r}^{\mathcal{X}} \simeq H_{\mathbf{p}_{\mathcal{X}}} - \mathcal{O}(\bar{\gamma}^{-\min\{N_t, N_r\}})$ ³ and $\mathcal{I}_{M,n,r}^{\mathcal{X}} \simeq H_{\mathbf{p}_{\mathcal{X}}} - \mathcal{O}(\bar{\gamma}^{-1})$, respectively. Moreover, in full-rank MIMO channels, the high-SNR SST-EMI achieved with and without CSIT can be expressed as $\mathcal{I}_{M,c,nk}^{\mathcal{X}} \simeq H_{\mathbf{p}_{\mathcal{X}}} - \mathcal{O}(\bar{\gamma}^{-N_r N_t})$ and $\mathcal{I}_{M,n,nk}^{\mathcal{X}} \simeq H_{\mathbf{p}_{\mathcal{X}}} - \mathcal{O}(\bar{\gamma}^{-N_r})$, respectively.

³The notation $f(x) = \mathcal{O}(g(x))$ means that $\limsup_{x \rightarrow \infty} \frac{|f(x)|}{g(x)} < \infty$.

Remark 3. Comparing $\mathcal{I}_{M,c,r}^{\mathcal{X}}$ (or $\mathcal{I}_{M,n,r}^{\mathcal{X}}$) with $\mathcal{I}_{M,c,nk}^{\mathcal{X}}$ (or $\mathcal{I}_{M,n,nk}^{\mathcal{X}}$), we conclude that the keyhole effect can reduce the diversity order of the SST-EMI.

We can extend the above results to a more general case, where the rank of the channel matrix is smaller than $\min\{N_r, N_t\}$, i.e., the channel matrix is rank-deficient. One example of such rank-deficient channels is a multi-keyhole MIMO channel⁴ whose number of keyholes is smaller than $\min\{N_r, N_t\}$. Particularly, for fixed N_r and N_t , the SST-EMI achieved by a finite-alphabet input in a rank-deficient channel yields a lower diversity order than the one achieved in a full-rank channel. This is similar to MIMO channels with Gaussian inputs under SST. Due to the page limitations, further discussions are skipped here and left as a potential direction for future work.

IV. EXTENSION TO MULTI-STREAM TRANSMISSION

For multi-stream transmission (MST), the received signal vector is given by

$$\mathbf{y} = \sqrt{\gamma}\mathbf{H}\mathbf{P}\mathbf{x} + \mathbf{n}, \quad (14)$$

where $\mathbf{P} \in \mathbb{C}^{N_t \times N}$ denotes the precoding matrix satisfying $\text{tr}\{\mathbf{P}\mathbf{P}^H\} = 1$ with N being the number of data streams, and $\mathbf{x} \in \mathbb{C}^{N \times 1}$ is the data vector with i.i.d. elements drawn from the M -ary constellation \mathcal{X} . Hence, the input signal \mathbf{x} is taken from a multi-dimensional constellation \mathcal{Y} consisting of M^N points, i.e., $\mathbf{x} \in \mathcal{Y} = \{\mathbf{x}_g \in \mathbb{C}^{N \times 1}\}_{g=1}^{M^N}$, with $\mathbb{E}\{\mathbf{x}\mathbf{x}^H\} = \mathbf{I}_N$. Assume \mathbf{x}_g is sent with probability q_g , $0 < q_g < 1$, and the input distribution is given by $\mathbf{q}_{\mathcal{Y}} \triangleq [q_1, \dots, q_{M^N}] \in \mathbb{C}^{1 \times M^N}$ with $\sum_{g=1}^{M^N} q_g = 1$. The MI in this case can be written as $\mathbb{I}(\bar{\gamma}; \mathbf{H}\mathbf{P}) = H_{\mathbf{q}_{\mathcal{Y}}} - N_r \log_2 e - \sum_{g=1}^{M^N} p_g f_g(\bar{\gamma}; \mathbf{H}\mathbf{P})$, where $f_g(\bar{\gamma}; \mathbf{H}\mathbf{P}) \triangleq \mathbb{E}_{\mathbf{n}} \left\{ \log_2 \left(\sum_{g'=1}^{M^N} \frac{p_{g'}}{p_g} e^{-\|\mathbf{n} + \sqrt{\gamma}\mathbf{H}\mathbf{P}\mathbf{b}_{g,g'}\|^2} \right) \right\}$ with $\mathbf{b}_{g,g'} = \mathbf{x}_g - \mathbf{x}_{g'} = [b_{g,g',1}, \dots, b_{g,g',N}]^H \in \mathbb{C}^{N \times 1}$ [8]. Note that although the authors in [5] derived a closed-form expression for the MST-EMI achieved by Gaussian inputs, it is challenging to extend the results in [5] to systems with finite-alphabet inputs. We hence consider high-SNR limit while analyzing the MST-EMI achieved by finite-alphabet inputs.

A. MST Without CSIT

For the case without CSIT, the precoding matrix can be set to $\mathbf{P} = 1/\sqrt{N_t}\mathbf{I}_{N_t} \triangleq \mathbf{P}_{\text{no}}$ and the number of data streams is given by $N = N_t$. The corresponding high-SNR MST-EMI is characterized in the following theorem.

⁴This is also termed the “rank-deficient multi-keyhole MIMO channel” [13]

Theorem 4. Let $\bar{\gamma} \rightarrow \infty$. Then, the MST-EMI without CSIT can be characterized as $\mathcal{J}_M^{\mathcal{Y}} \simeq H_{\text{qy}} - \mathcal{O}(\bar{\gamma}^{-1})$.

Proof: The proof is given in Appendix B. ■

Remark 4. The results in Theorem 4 suggest that the diversity order of the MST-EMI without CSIT is given by $\mathcal{G}_d = 1$, which is the same as that of the SST-EMI without CSIT.

B. MST With CSIT

In this case, we consider two main precoding techniques.

1) *MRT Precoding:* By MRT precoding, we have

$$\mathbf{P} = [\text{tr}(\mathbf{H}^H \mathbf{H})]^{-1/2} \mathbf{H}^H \triangleq \mathbf{P}_{\text{mrt}} \in \mathbb{C}^{N_t \times N_r} \quad (15)$$

and $N = N_r$, which yields $\mathbf{y} = \sqrt{\bar{\gamma}} \mathbf{G} \mathbf{x} + \mathbf{n}$ with $\mathbf{G} = \|\mathbf{h}_t\| \frac{\mathbf{h}_r}{\|\mathbf{h}_r\|} \mathbf{h}_t^H \in \mathbb{C}^{N_r \times N_r}$. The high-SNR EMI in this case is characterized as follows.

Theorem 5. Let $\bar{\gamma} \rightarrow \infty$. Then, the MST-EMI achieved by the MRT precoding satisfies $\mathcal{J}_M^{\mathcal{Y}} \simeq H_{\text{qy}} - \mathcal{O}(\bar{\gamma}^{-1})$.

Proof: Similar to the proof of Theorem 4. ■

It is worth noting that the diversity order achieved by the MRT precoding is $\mathcal{G}_d = 1$, which is the same as that achieved without CSIT. To address this issue, we proceed to the max- d_{\min} precoding scheme which enhances the diversity order.

2) *Max- d_{\min} Precoding:* Optimizing $\mathbb{I}(\bar{\gamma}; \mathbf{H}\mathbf{P})$ at high-SNRs is equivalent to maximizing the minimum distance [14]

$$d_{\min} \triangleq \min_{g \neq g'} \|\mathbf{H}\mathbf{P}\mathbf{b}_{g,g'}\| = \min_{g \neq g'} |\mathbf{h}_t^H \mathbf{P}\mathbf{b}_{g,g'}|. \quad (16)$$

The resulting max- d_{\min} precoder is given by

$$\mathbf{P}_\star = \arg \max_{\mathbf{P} \in \mathbb{C}^{N_t \times N}, \text{tr}\{\mathbf{P}\mathbf{P}^H\}=1} d_{\min}. \quad (17)$$

Yet, finding a closed-form solution to \mathbf{P}_\star is a challenging job, which makes the subsequent analyses intractable. As a compromise, we propose a heuristic precoding design by exploiting the structure of d_{\min} . Specifically, by observing (16), we design the heuristic max- d_{\min} precoder as a rank-one matrix that satisfies $\mathbf{P}_{\text{mm}} = \|\mathbf{h}_t\|^{-1} \mathbf{h}_t \mathbf{d}_\star^H \in \mathbb{C}^{N_t \times N}$ with

$$\mathbf{d}_\star = \arg \max_{\mathbf{x} \in \mathbb{C}^{N \times 1}, \|\mathbf{x}\|=1} \min_{g \neq g'} |\mathbf{x}^H \mathbf{b}_{g,g'}|. \quad (18)$$

Note that \mathbf{d}_\star can be obtained via an off-line exhaustive search, since it is fixed in \mathbf{H} . The corresponding high-SNR MST-EMI is characterized in the following theorem.

Theorem 6. Let $\bar{\gamma} \rightarrow \infty$. Then, the MST-EMI achieved by the heuristic max- d_{\min} precoder can be characterized as $\mathcal{J}_M^{\mathcal{X}} \simeq H_{\mathbf{q}_y} - \mathcal{O}(\bar{\gamma}^{-\mathcal{G}_d})$ with $\mathcal{G}_d = \min\{N_t m_t, N_r m_r\}$.

Proof: Similar to the proof of Theorem 4. ■

Remark 5. In contrast to \mathbf{P}_{no} and \mathbf{P}_{mrt} , the diversity order achieved by \mathbf{P}_{mm} can be improved by increasing N_r and N_t , which highlights the superiority of the max- d_{\min} precoder.

C. Discussions on Keyhole Effect

Consider the Rayleigh fading model. Since it is challenging to obtain a closed-form \mathbf{P} that can maximize the MI with CSIT being available, we only consider the case without CSIT. Using the approach in deriving Theorem 4, we find that the high-SNR MST-EMI without CSIT in full-rank and keyhole MIMO channels can be written as $\mathcal{J}_{M,\text{nk}}^{\mathcal{X}} \simeq H_{\mathbf{q}_y} - \mathcal{O}(\bar{\gamma}^{-N_r})$ and $\mathcal{J}_{M,\text{k}}^{\mathcal{X}} \simeq H_{\mathbf{q}_y} - \mathcal{O}(\bar{\gamma}^{-1})$, respectively.

Remark 6. Comparing $\mathcal{J}_{M,\text{nk}}^{\mathcal{X}}$ with $\mathcal{J}_{M,\text{k}}^{\mathcal{X}}$, we find the keyhole effect can reduce the diversity order of the MST-EMI. Similar conclusions can be given for other rank-deficient MIMO channels with finite-alphabet and Gaussian inputs under MST. We skip further details for sake of brevity.

V. NUMERICAL RESULTS

We now validate our analyses through numerical simulations. Here, we set $N_t = N_r = 2$, $m_t = 2$, $m_r = 3$, $p_g = \frac{1}{M}$ for $g \in \{1, \dots, M\}$, and $q_g = \frac{1}{M^N}$ for $g \in \{1, \dots, M^N\}$. As a result, we have $H_{\mathbf{p}_x} = \log_2 M$ and $H_{\mathbf{q}_y} = N \log_2 M$. The simulation results are gathered via 10^{11} channel realizations.

SST-EMI: Fig. 2(a) shows the SST-EMI achieved by M -QAM signals for $M \in \{4, 16, 64, 256\}$ against the SNR, where the analytical EMI (denoted by symbols) is calculated by (10) or (13) by setting $V = 200$. As Fig. 2(a) shows, the analytical results closely track the simulations, which thus verifies the accuracy of (10) and (13). For comparison, we also plot the EMI achieved by Gaussian signaling in Fig. 2(a). As shown, the EMI of Gaussian inputs grows unboundedly as $\bar{\gamma}$ increases, whereas the EMI of finite-alphabet inputs converges to the entropy of the input, in the large limit of $\bar{\gamma}$. Moreover, we observe that the EMI with CSIT is higher than that without CSIT (denoted by NCSIT). By Remark 1, the rate of the EMI ($\mathcal{I}_M^{\mathcal{X}}$) converging to $H_{\mathbf{p}_x}$ equals the rate of $\mathcal{I}_M^{\text{con}} = H_{\mathbf{p}_x} - \mathcal{I}_M^{\mathcal{X}}$ converging to zero. To show this ROC, we plot $\mathcal{I}_M^{\text{con}}$ versus $\bar{\gamma}$ in Fig. 2(b). As shown, the derived asymptotic results almost perfectly match the numerical results in the high-SNR regime. This means that the derived diversity derived in previous part is tight.

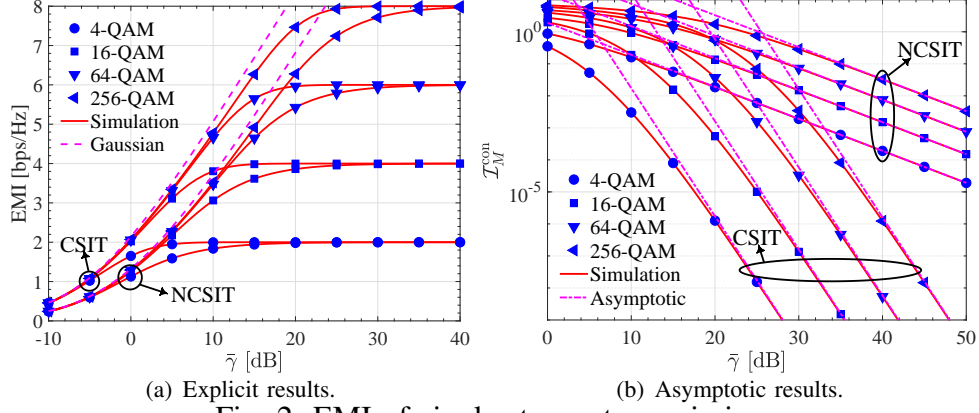


Fig. 2: EMI of single-stream transmission.

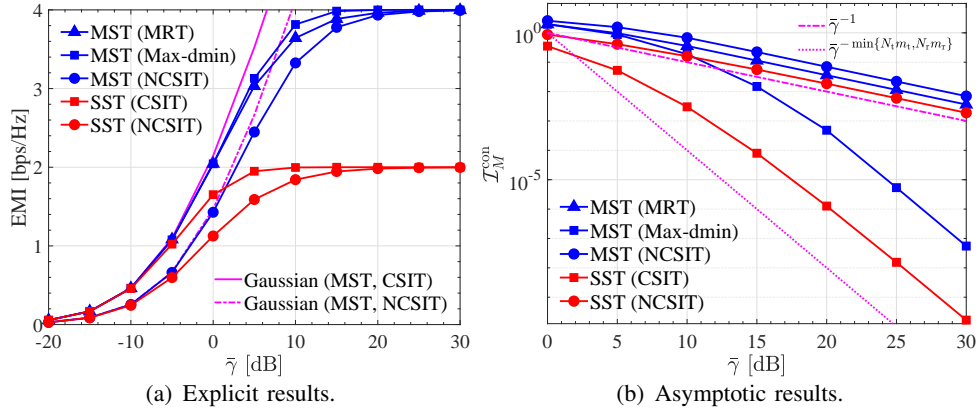


Fig. 3: EMI of multi-stream transmission with $N = 2$.

It is further seen that the EMI with CSIT yields a faster ROC (or a higher diversity order) than that without CSIT. This agrees with the conclusion in Remark 2.

MST-EMI: Turn now to the MST-EMI. Fig. 3(a) compares the MST-EMI and SST-EMI achieved by 4-QAM and Gaussian signals. In both cases of with and without CSIT, the MST-EMI is higher than the SST-EMI and the Gaussian input achieves a higher EMI than finite-alphabet inputs. We further observe that the max- d_{\min} precoding yields virtually the same EMI as the MRT precoder in the low-SNR regime but outperforms the latter one in the high-SNR regime. To show the ROC of the EMI, we plot $\mathcal{I}_M^{\text{con}} = H_{\mathbf{p}_x} - \mathcal{I}_M^x$ (for SST) and $\mathcal{I}_M^{\text{con}} = H_{\mathbf{q}_y} - \mathcal{J}_M^x$ (for MST) versus $\bar{\gamma}$ in Fig. 3(b). The curves for $\bar{\gamma}^{-\mathcal{G}_d}$ are further provided to demonstrate the achievable diversity order. In the high-SNR regime, the curves for $\mathcal{I}_M^{\text{con}}$ are parallel to $\bar{\gamma}^{-\mathcal{G}_d}$. This indicates that the analytically-derived achievable diversity order is tight. Moreover, as Fig. 3(b) shows, the max- d_{\min} precoder yields a faster ROC (or a higher diversity order) than the MRT precoder, which is consistent with the conclusion in Remark 5.

VI. CONCLUSION

For keyhole MIMO channels with finite-alphabet inputs, irrespective of the number of streams, theoretical analyses indicate that the ROC of the EMI is determined by the array gain and the diversity order. It is further found that the keyhole effect can reduce the diversity order of the EMI achieved by finite-alphabet inputs.

APPENDIX A

PROOF OF THEOREM 2

To facilitate the derivation, we rewrite the EMI as

$$\mathcal{I}_M^{\mathcal{X}} = I_M^{\mathcal{X}}(t) F_{S_1} \left(\frac{N_t t}{\bar{\gamma}} \right) \Big|_0^\infty - \int_0^\infty F_{S_1} \left(\frac{N_t t}{\bar{\gamma}} \right) dI_M^{\mathcal{X}}(t) \quad (19)$$

with $F_{S_1}(\cdot)$ denoting the cumulative distribution function of S_1 . According to [8], we rewrite $\mathcal{I}_M^{\mathcal{X}}$ as

$$\mathcal{I}_M^{\mathcal{X}} = H_{\mathbf{p}_{\mathcal{X}}} - \int_0^\infty \int_0^{N_t t / \bar{\gamma}} f_{S_1}(x) dx \frac{\text{mmse}_M^{\mathcal{X}}(t)}{\ln 2} dt, \quad (20)$$

where $\text{mmse}_M^{\mathcal{X}}(\gamma) = \frac{dI_M^{\mathcal{X}}(\gamma)}{d\gamma} \ln 2$ is the MMSE in estimating X in (5) by observing Y [8]. When $\bar{\gamma} \rightarrow \infty$, we have $\frac{1}{\bar{\gamma}} \rightarrow 0$, which together with the facts of $K_\nu(z) = K_{-\nu}(z)$ [10, Eq. (10.27.3)] and $\lim_{z \rightarrow 0} K_\nu(z) = \frac{1}{2} \Gamma(\nu) \left(\frac{1}{2}z\right)^{-\nu}$ ($\nu > 0$) [10, Eq. (10.30.2)], yields $\lim_{\bar{\gamma} \rightarrow \infty} \mathcal{I}_M^{\mathcal{X}} = \dot{\mathcal{I}}_M^{\mathcal{X}}$, where

$$\dot{\mathcal{I}}_M^{\mathcal{X}} \triangleq H_{\mathbf{p}_{\mathcal{X}}} - \mathcal{F} \left\langle \frac{\Gamma(|N_r m_r - h - 1|) \hat{\mathcal{M}}(\bar{h} + 1)}{\Gamma(N_r m_r) \bar{h} (4U_{N_t} \bar{\gamma} / (N_t m_r))^{\bar{h}} \ln 2} \right\rangle \quad (21)$$

and $\bar{h} \triangleq \min\{N_r m_r, h + 1\}$. Then, we introduce the following two lemmas for further discussion.

Lemma 4. Given the constellation $\mathcal{X} = \{\mathbf{x}_g\}_{g=1}^M$, the MMSE function satisfies $\lim_{\gamma \rightarrow \infty} \text{mmse}_M^{\mathcal{X}}(\gamma) = \mathcal{O}(\gamma^{-\frac{1}{2}} e^{-\frac{\gamma}{8} d_{\mathcal{X}, \min}^2})$, where $d_{\mathcal{X}, \min} \triangleq \min_{g \neq g'} |\mathbf{x}_g - \mathbf{x}_{g'}|$ [16].

Lemma 5. If $p(t)$ is $\mathcal{O}(t^a)$ as $t \rightarrow 0^+$ and $\mathcal{O}(t^b)$ as $t \rightarrow +\infty$, then $|\mathcal{M}[p(t); z]| < \infty$ when $-a < z < -b$ [12].

Particularly, $\lim_{t \rightarrow 0^+} \text{mmse}_M^{\mathcal{X}}(t) = 1$ [8], which together with Lemma 4, suggests that $\text{mmse}_M^{\mathcal{X}}(t)$ is $\mathcal{O}(1)$ as $t \rightarrow 0^+$ and $\mathcal{O}(t^{-\infty})$ as $t \rightarrow \infty$. Using this fact and Lemma 5, we find that $|\hat{\mathcal{M}}(x)| < \infty$ holds for $0 < x < \infty$, which in combination with the fact that $\text{mmse}_M^{\mathcal{X}}(x) > 0$ ($x > 0$) [8], suggests that $\hat{\mathcal{M}}(x) \in (0, \infty)$ holds for $0 < x < \infty$. It follows from $\bar{h} = \min\{N_r m_r, h + 1\} > 0$ that $\hat{\mathcal{M}}(\bar{h} + 1) \in (0, \infty)$. As previously assumed, $N_r m_r \neq h + 1$, $m_r \geq \frac{1}{2}$, and $N_r > 1$, which yields $N_r m_r > 1$. We then neglect the higher order terms in (21) to derive the asymptotic EMI as $\mathcal{I}_M^{\mathcal{X}} \simeq H_{\mathbf{p}_{\mathcal{X}}} - \mathcal{G}_a^{-1} \bar{\gamma}^{-1}$, where \mathcal{G}_a^{-1} is shown in (12).

APPENDIX B
PROOF OF THEOREM 4

Proof: The MI satisfies [14]

$$\mathbb{I}(\bar{\gamma}; \mathbf{HP}) = L \log_2 M - \frac{1}{\ln 2} \int_{\bar{\gamma}}^{\infty} \text{mmse}_M^{\mathcal{X}}(x; \mathbf{HP}) dx, \quad (22)$$

where $\text{mmse}_M^{\mathcal{X}}(\bar{\gamma}; \mathbf{HP})$ denotes the MMSE in estimating \mathbf{x} in (14) by observing \mathbf{y} . Moreover, for any MIMO channels, the MMSE is bounded by [14]

$$\underline{\text{mmse}}_M^{\mathcal{X}}(\bar{\gamma}; \mathbf{HP}) \leq \text{mmse}_M^{\mathcal{X}}(\bar{\gamma}; \mathbf{HP}) \leq \overline{\text{mmse}}_M^{\mathcal{X}}(\bar{\gamma}; \mathbf{HP}). \quad (23)$$

Defining $f_l(x) \triangleq 1 - \frac{1}{\sqrt{\pi}} \int_{-\infty}^{+\infty} \tanh(\sqrt{x}a) e^{-(a-\frac{\sqrt{x}}{2})^2} da$, $f_u(x) \triangleq Q(\sqrt{\frac{x}{2}})$ with $Q(x) \triangleq \frac{1}{\sqrt{2\pi}} \int_x^{\infty} e^{-u^2/2} du$ being the Q-function, and $d_{i,k} \triangleq \|\mathbf{HP}\mathbf{b}_{i,k}\|^2$, we have [14, Appendix III]

$$\underline{\text{mmse}}_M^{\mathcal{X}}(\bar{\gamma}; \mathbf{HP}) = \sum_{i,k=1, k \neq i}^{M^L} \frac{d_{i,k}}{4M^L} \frac{f_l(\bar{\gamma}d_{i,k})}{M^L - 1}, \quad (24)$$

$$\overline{\text{mmse}}_M^{\mathcal{X}}(\bar{\gamma}; \mathbf{HP}) = \sum_{i,k=1, k \neq i}^{M^L} \frac{d_{i,k}}{M^L} f_u(\bar{\gamma}d_{i,k}). \quad (25)$$

Therefore, the EMI is upper bounded by

$$\mathcal{J}_M^{\mathcal{X}} \leq L \log_2 M - \frac{1}{\ln 2} \int_{\bar{\gamma}}^{\infty} \underline{\text{mmse}}_M^{\mathcal{X}}(x; \mathbf{HP}) dx \triangleq \overline{\mathcal{J}}_M^{\mathcal{X}}. \quad (26)$$

After some manipulations, we can get

$$\overline{\mathcal{J}}_M^{\mathcal{X}} = L \log_2 M - \sum_{i,k=1, k \neq i}^{M^L} \frac{\underline{\mathcal{J}}_{M,i,k}^{\mathcal{X}} \log_2 e}{4(M^L - 1)M^L}, \quad (27)$$

where $\underline{\mathcal{J}}_{M,i,k}^{\mathcal{X}} \triangleq \int_0^{\infty} \int_{\bar{\gamma}}^{\infty} y f_l(\bar{\gamma}y) f_{i,k}(y) dx dy$ with $f_{i,k}(y)$ denoting the PDF of $d_{i,k}$. It follows that

$$\underline{\mathcal{J}}_{M,i,k}^{\mathcal{X}} = \int_0^{\infty} \frac{1}{\bar{\gamma}} f_{i,k}\left(\frac{y}{\bar{\gamma}}\right) \int_y^{\infty} f_l(x) dx dy. \quad (28)$$

When $\mathbf{P} = 1/\sqrt{N_t}\mathbf{I}_{N_t}$, we have $d_{i,k} = \|\mathbf{h}_i\|^2 |1/\sqrt{N_t}\mathbf{h}_i^H \mathbf{b}_{i,k}|^2$, whose PDF presents the same form as (9) by setting $U_{N_t} = \sum_{a=1}^{N_t} \frac{|b_{i,k,a}|}{4m_t N_t}$ and $Y_{N_t} = \prod_{a=1}^{N_t} \left(\frac{|b_{i,k,a}|}{4m_t N_t}\right)^{i_a}$. Following similar steps as those outlined in Appendix A, we find that when $\bar{\gamma} \rightarrow \infty$, it has

$$\underline{\mathcal{J}}_{M,i,k}^{\mathcal{X}} \simeq \sum_{i_1=0}^{m_t-1} \cdots \sum_{i_{N_t}=0}^{m_t-1} \frac{S_{N_t}! Y_{N_t} m_r \mathcal{M}_l(1) \bar{\gamma}^{-1}}{4(N_r m_r - 1) X_{N_t} U_{N_t}^{S_{N_t}+1}} \quad (29)$$

with $\mathcal{M}_l(t) \triangleq \mathcal{M}\left[\int_y^\infty f_l(x) dx; t\right]$. Define $\underline{f}(y) = \int_y^\infty f_l(x) dx$, and we have $\lim_{x \rightarrow 0^+} f_l(x) = 0$ and $\lim_{x \rightarrow \infty} f_l(x) = \mathcal{O}\left(e^{-\frac{x}{4}} x^{-\frac{1}{2}}\right)$ [15, Theorem 3, Appendix B], indicating that $f_l(x)$ is $\mathcal{O}(x^a)$ ($a \geq 0$) as $t \rightarrow 0^+$ and $\mathcal{O}(x^{-\infty})$ as $x \rightarrow \infty$. It follows from this fact and Lemma 5 that $\lim_{y \rightarrow 0^+} \underline{f}(y) = \int_0^\infty f_l(x) dx = \mathcal{O}(y^0) \in (0, \infty)$. Moreover, based on L'Hôpital's rule and [15, Appendix B], we can get $\lim_{y \rightarrow \infty} \underline{f}(y) = \mathcal{O}\left(e^{-\frac{x}{4}} x^{-\frac{1}{2}}\right)$. By continuously using Lemma 5, we find that $\mathcal{M}_l(1) \in (0, \infty)$ and thus $\underline{\mathcal{J}}_{M,i,k}^{\mathcal{X}} = \mathcal{O}(\bar{\gamma}^{-1})$. It follows that

$$\lim_{\bar{\gamma} \rightarrow \infty} \mathcal{J}_M^{\mathcal{X}} \leq \lim_{\bar{\gamma} \rightarrow \infty} \overline{\mathcal{J}}_M^{\mathcal{X}} = N_t \log_2 M - \mathcal{O}(\bar{\gamma}^{-1}). \quad (30)$$

Turn now to the EMI's lower bound given by

$$\mathcal{J}_M^{\mathcal{X}} \geq L \log_2 M - \sum_{i,k=1, k \neq i}^{M^L} \frac{\overline{\mathcal{J}}_{M,i,k}^{\mathcal{X}}}{M^L \ln 2} \triangleq \underline{\mathcal{J}}_M^{\mathcal{X}} \quad (31)$$

with $\overline{\mathcal{J}}_{M,i,k}^{\mathcal{X}} \triangleq \int_0^\infty \int_{\bar{\gamma}}^\infty y f_u(\bar{\gamma}y) f_{i,k}(y) dx dy$. We find that when $\bar{\gamma} \rightarrow \infty$,

$$\overline{\mathcal{J}}_{M,i,j}^{\mathcal{X}} \simeq \sum_{i_1=0}^{m_i-1} \cdots \sum_{i_{N_t}=0}^{m_i-1} \frac{S_{N_t}! Y_{N_t} m_r \mathcal{M}_u(1) U_{N_t}^{-S_{N_t}-1} \bar{\gamma}^{-1}}{4 (N_r m_r - 1) \prod_{k=1}^{N_t} \left(\frac{(i_k!)^2}{(1-m_i)_{i_k}} \right)}, \quad (32)$$

where $\mathcal{M}_u(t) \triangleq \mathcal{M}\left[\int_y^\infty f_u(x) dx; t\right]$. Then, following similar steps in proving $\mathcal{M}_l(1) \in (0, \infty)$, we can prove $\mathcal{M}_u(1) \in (0, \infty)$ and thus

$$\lim_{\bar{\gamma} \rightarrow \infty} \mathcal{J}_M^{\mathcal{X}} \geq \lim_{\bar{\gamma} \rightarrow \infty} \underline{\mathcal{J}}_M^{\mathcal{X}} = N_t \log_2 M - \mathcal{O}(\bar{\gamma}^{-1}), \quad (33)$$

which together with (30), yields $\lim_{\bar{\gamma} \rightarrow \infty} \mathcal{J}_M^{\mathcal{X}} = N_t \log_2 M - \mathcal{O}(\bar{\gamma}^{-1})$. ■

REFERENCES

- [1] D. Chizhik *et al.*, "Keyholes, correlations, and capacities of multielement transmit and receive antennas," *IEEE Trans. Wireless Commun.*, vol. 1, no. 2, pp. 361–368, Apr. 2002.
- [2] A. Maaref *et al.*, "Impact of spatial fading correlation and keyhole on the capacity of MIMO systems with transmitter and receiver CSI," *IEEE Trans. Wireless Commun.*, vol. 7, no. 8, pp. 3218–3229, Aug. 2008.
- [3] P. Almers *et al.*, "Keyhole effect in MIMO wireless channels: Measurements and theory," *IEEE Trans. Wireless Commun.*, vol. 5, no. 12, pp. 3596–3604, Dec. 2006.
- [4] A. Müller *et al.*, "Ergodic capacity and information outage probability of MIMO Nakagami- m keyhole channels with general branch parameters," in *Proc. IEEE WCNC*, Mar. 2007, pp. 2184–2189.
- [5] G. Akemann *et al.*, "Products of rectangular random matrices: Singular values and progressive scattering," *Phys. Rev. E, Stat. Nonlinear Soft Matter Phys.*, vol. 88, no. 5, Nov. 2013.
- [6] H. Q. Ngo and E. G. Larsson, "No downlink pilots are needed in TDD massive MIMO," *IEEE Trans. Wireless Commun.*, vol. 16, no. 5, pp. 2921–2935, May 2017.

- [7] H. Zhang *et al.*, “Performance analysis of MIMO-HARQ assisted V2V communications with keyhole effect,” *IEEE Trans. Commun.*, vol. 70, no. 5, pp. 3034–3046, May 2022.
- [8] R. W. Heath, Jr., and A. Lozano, *Foundation MIMO Communication*, Cambridge, U.K.: Cambridge Univ. Press, 2018.
- [9] C. Ouyang *et al.*, “Approximating ergodic mutual information for mixture gamma fading channels with discrete inputs,” *IEEE Commun. Lett.*, vol. 24, no. 4, pp. 734–738, Apr. 2020.
- [10] R. B. Paris *NIST Handbook of Mathematical Functions*, Cambridge, U.K.: Cambridge Univ. Press, 2010.
- [11] G. K. Karagiannidis, “A closed-form solution for the distribution of the sum of Nakagami- m random phase vectors,” *IEEE Commun. Lett.*, vol. 10, no. 12, pp. 828–830, Dec. 2006.
- [12] P. Flajolet *et al.*, “Mellin transforms and asymptotics: Harmonic sums”, *Theoretical Computer Science*, vol. 144, no. 1–2, pp. 3–58, 1995.
- [13] G. Levin and S. Loyka, “From multi-keyholes to measure of correlation and power imbalance in MIMO channels: Outage capacity analysis,” *IEEE Trans. Inf. Theory*, vol. 57, no. 6, pp. 3515–3529, Jun. 2011.
- [14] F. Pérez-Cruz, M. R. D. Rodrigues, and S. Verdú, “MIMO Gaussian channels with arbitrary inputs: Optimal precoding and power allocation,” *IEEE Trans. Inf. Theory*, vol. 56, no. 3, pp. 1070–1084, Mar. 2010.
- [15] A. Lozano, A. M. Tulino, and S. Verdú, “Optimum power allocation for parallel Gaussian channels with arbitrary input distributions,” *IEEE Trans. Inf. Theory*, vol. 52, no. 7, pp. 3033–3051, Jul. 2006.
- [16] A. Alvarado *et al.*, “High-SNR asymptotics of mutual information for discrete constellations with applications to BICM,” *IEEE Trans. Inf. Theory*, vol. 60, no. 2, pp. 1061–1076, Feb. 2014.