

Topology and Geometry of the Third-Party Domains Ecosystem

Costas Iordanou
Cyprus University of Technology
Cyprus

Fragkiskos Papadopoulos
Cyprus University of Technology
Cyprus

ABSTRACT

Over the years, web content has evolved from simple text and static images hosted on a single server to a complex, interactive and multimedia-rich content hosted on different servers. As a result, a modern website during its loading time fetches content not only from its owner’s domain but also from a range of third-party domains providing additional functionalities and services. Here we infer the network of the third-party domains by observing the domains’ interactions within users’ browsers from all over the globe. We find that this network possesses structural properties commonly found in other complex networks in nature and society, such as power-law degree distribution, strong clustering, and the small-world property. These properties imply that a hyperbolic geometry underlies the ecosystem’s topology and we use statistical inference methods to find the domains’ coordinates in this geometry, which abstract how popular and similar the domains are. The hyperbolic map we obtain is meaningful, revealing collaborations between controversial services and social networks that have not been previously revealed. Furthermore, the map can facilitate applications, such as the prediction of third-party domains co-hosting on the same physical machine, and merging in terms of company acquisition. Such predictions cannot be made by just observing the domains’ interactions within the users’ browsers.

CCS CONCEPTS

• **General and reference** → *Measurement*; • **Networks** → **Network domains**; **Network measurement**; *World Wide Web (network structure)*; • **Theory of computation** → *Graph algorithms analysis*; **Computational geometry**; • **Mathematics of computing** → **Geometric topology**.

KEYWORDS

Third-Party Domains, Network Topology, Hyperbolic Embedding

1 INTRODUCTION

Over the years, web content has evolved from simple text and static images hosted on a single server to a complex, interactive and multimedia-rich content hosted on different servers. As a result, a modern website during its loading time on a user’s browser fetches content not only from its owner’s domain (first-party domain) but also from a range of third-party domains (TPDses) that provide additional functionalities, such as advertising agencies, content distribution networks, and analytics services.

The increasing complexity of websites and the resulting TPDs ecosystem have been thoroughly studied from different perspectives. A plethora of work focuses on privacy issues arising from third-party tracking [1, 5, 17, 21, 22, 25, 30, 53, 55, 57, 58] and web advertising [3, 6, 15, 35, 49, 60, 61], and on the impact of different privacy protection regulations on them [36, 50, 51], such as the

General Data Protection Regulation in Europe [24], the California Consumer Privacy Act [45], and the Children’s Online Privacy Protection Rule in the US [59]. The literature also includes studies related to malvertising [40, 54, 56], crypto miners [23, 38, 52], user experience [12, 14, 18], etc. However, in all existing studies the analysis focuses only on a subset of TPDses that are relevant to the corresponding type of analysis (e.g., web tracking and advertising domains in order to study the online advertising ecosystem).

Differently from existing work, in this paper we attempt to provide for the first time a holistic characterization of the TPDs ecosystem as a large-scale network. In this network, a connection between two TPDses signifies that these TPDses have interacted within a user’s browser. To capture the interactions between TPDses we monitor HTTP(s) requests within users’ browsers from all over the world and consider all TPDses, irrespective of their activities.¹ We find that the resulting TPDs network possesses structural properties commonly found in other real-world complex networks, such as power-law degree distribution, strong clustering, and the small-world property [20]. These properties in turn imply that a hyperbolic geometry underlies the ecosystem’s topology [39] and we use statistical inference methods to infer the TPDses coordinates in this geometry [27].

The inferred TPDs coordinates abstract how popular and similar [47] the TPDses are, while the hyperbolic map we obtain, which we visualize, is remarkably meaningful. Among other things, the map reveals collaborations between controversial services and social networks that have not been previously revealed. Furthermore, the map facilitates applications, such as the prediction of TPDses merging and co-hosting. Such predictions cannot be made by just observing the TPDses interactions within the users’ browsers. TPDses merging and co-hosting may imply collaboration between the involved TPDses. Thus, such predictions can be a useful tool in the arsenal of regulators and data protection authorities for conducting investigations related to TPDses that may be collaborating in web tracking, fraudulent activities and misbehavior.

In summary, the main research questions we address are the following:

- (1) What are the properties of the large-scale network of the TPDs ecosystem?
- (2) Does this network admit a meaningful hyperbolic embedding?
- (3) Can we utilize the hyperbolic embedding to predict TPDses merging and co-hosting?
- (4) What are the characteristics of real interaction chains between TPDses? In particular, do these chains follow shortest paths in the TPDs network? And can we efficiently navigate [10] the TPDs network?

Our findings are the following:

¹The “s” in HTTP(s) is to indicate that we also track secure HTTP requests. For brevity in the rest of the paper we drop the “s”.

- (1) The TPDs network has the typical properties of complex networks (power-law degree distribution, strong clustering, small-world property, etc. [20]).
- (2) The TPDs network admits a meaningful hyperbolic embedding, which allows us to readily visualize communities of TPDses and their interconnections; in this visualization, we can observe connections among TPDses suggesting collaborations related to web advertising and tracking, as well as close connections between controversial services (related to cryptocurrency ads and Pay-To-Click advertising services) with social networks.
- (3) Hyperbolically closer TPDses have higher chances of being merged or co-hosted.
- (4) Interaction chains between the TPDses, as observed in the wild from real users’ browsers, follow almost always shortest paths in the TPDs network.
- (5) The TPDs network is highly navigable, in the sense that a simple greedy routing strategy that uses the hyperbolic coordinates of the TPDses can find intended communication targets with high probability, following almost shortest paths.

The rest of the paper is organized as follows. In Sect. 2 we describe the data collection process, our data pre-processing steps, and the different metadata that we use. Section 3 describes the construction of TPDs networks at two different aggregation levels of TPDses and analyzes their topological properties. Section 4 describes the hyperbolic embedding process and visualizes the resulting hyperbolic map of the TPDs ecosystem. In Sect. 5 we show that the map can be used to predict merging and co-hosting of TPDses. In Sect. 6 we analyze the interaction paths between TPDses and study the navigability of the TPDs ecosystem. Section 7 discusses related work and we conclude in Sect. 8.

2 TERMINOLOGY AND DATASETS

2.1 Terminology

We first provide some information related to the terminology we use in the rest of the paper.

First-party domain (FPD): Let us assume that a user types in the browser’s address bar the following URL, “https://www.example.com/about”. In this case, the “www.example.com” is a first-party domain.

Third-party domain (TPD): Following our example above, let us assume that we are able to monitor the user’s browser and observe all HTTP requests that the visited website “https://www.example.com/about” is triggering in order to be fully loaded at the user’s browser. A third-party domain is any domain in an HTTP request’s URL that is different from “www.example.com”. For instance, if we observe an HTTP request towards the URL “https://www.facebook.com/like”, “www.facebook.com” is a third-party domain.

TPD Interactions: While a website is rendering we consider any invoked HTTP request between two different TPDses (at any direction) a TPD interaction.

TPD co-hosting: We consider two TPDses to be co-hosted if they use the same IP address. This can be deduced by inspecting the header of the HTTP responses from the TPDses.

Legal entities: Different TPDses are owned by different companies which in turn may belong to different organizations. We refer to

each such organization as the legal-entity that groups together all TPDses from the companies that fall under the organization.

Domain names and aggregation levels: Let us consider the following URL “https://www.mail.example.com/about”. The *fully qualified domain name (FQDN)* in this example is “www.mail.example.com”. The *top level domain (TLD)* is “.com”, the *TLD+1* is “example.com”, “mail” is a *sub-domain*, “www” is the *hostname* and “/about” is the *path*.

2.2 Data Collection Challenges

Any study related to TPDs needs to address two main challenges. The first challenge is related to the geographic diversity of the TPDs ecosystem. Specifically, the same website can trigger requests to different TPDses depending from where geographically the website is called [25, 26, 36, 53]. The second challenge is related to the dynamic triggering of additional TPDses from the users’ interaction(s) with a website’s content [5, 6, 36, 58]. Thus, to maximize the number of observed TPDses one needs to collect website visits from real users located at different geographic regions. Using real users as opposed to web crawling techniques has the additional benefit of capturing the interactions of the users with the websites’ contents, and thus the requests triggered to additional TPDses.

Given the above considerations, we collect TPDs data using a browser extension that we developed for the Google Chrome browser. This extension allows real users to interact with websites from different geographic regions from all over the world. We developed and used this browser extension in a prior study related to targeted advertising. Here we use TPDs interaction data we collected using this extension from October 2017 to March 2020. It is based on these data that we construct the TPDs network, as we describe in the next section. More details on the data collection process are given below.

2.3 Data collection process

During the rendering time of a website the first-party domain embeds a JavaScript code in order to invoke different TPDses that provide additional functionalities and services. The invoked TPDses may in turn embed their own code in order to invoke other TPDses that they collaborate with, and so on, thus creating a chain of interactions between TPDses. Using our browser extension and by utilizing different browser extension APIs, such as the webRequests [32] and webNavigation [31] APIs, we are able to monitor and capture the interactions between the different TPDses during the rendering time of a website.

We have released our browser extension to the public through the Google Chrome web store [33]. In addition to bootstrapping our user base, we also recruited users from the Figure Eight platform (currently acquired by appen [2]). The recruited users contributed data in a time window of four months, from October 2017 to January 2018, while the rest of the users from the Google Chrome web store continued to contribute data until March 2020, where we ended the data collection process. Overall, we collected data from 481 users from 56 countries across the globe. The data includes visits to more than 113K websites belonging to more than 7K domains. The total number of HTTP requests that we observed is more than 11M, from which 4.4M belong to interactions between TPDses. The total

number of observed TPDses is more than 9K at the FQDN level, which corresponds to 1847 TPDses at the TLD+1 level.

Ethical considerations: The browser extension complies with all requirements of the Google Chrome web store including the protection of users’ privacy. We also clearly explain in the privacy policy of the extension what data the extension is collecting and for what reason. In addition, we refrained from asking or collecting any personally identifiable information such as the real name of the users, emails, addresses, etc.

2.4 Data pre-processing and metadata

Below we provide details related to our data pre-processing steps and the metadata that we use.

1. TPDses detection: Since our goal is to identify all TPDses without considering the type of service they provide, our detection process is relatively simple compared to prior studies that were focusing on a specific type of TPDs (e.g., web-tracking-related TPDses [3, 4, 7, 17, 21, 28, 35, 36, 41, 42, 49, 50, 61]). Here, if we observe a request towards a domain other than the one that the user is actually visiting, we consider that domain a TPD.

2. TPDs co-hosting: Apart from detecting TPDses, the browser extension is also able to extract the IP address of the corresponding TPD servers. To this end, the extension monitors all HTTP requests and extracts the IP addresses from the response headers. We identify cases where multiple TPDses are co-hosted (use the same IP address). Specifically, we observe 1181 such cases. We call the list of these 1181 cases the “*co-hosting list*”.

3. From FQDNs to TLD+1: As a next step, we choose to group together the FQDNs of the observed TPDses that belong to the same TLD+1 level. This choice is based on the following observations. First, we consider how the Same Origin Policy [43] works, that is, the TLD+1 domain level can read all web cookies from all TLD + N , $N = 2, 3, \dots, M$, where M is the maximum number of sub-domains that a TLD+1 has. For instance, the cookies owned by *a.example.com* and *b.example.com* can be accessed by *example.com*. Second, web cookies are the main way of tracking users on the web, exchanging information and identifiers across domains [6, 17, 36]. Given these observations, the two domains *a.example.com* and *b.example.com* can be considered “direct collaborators” and can be aggregated under the single domain of their corresponding TLD+1 level, *example.com*. After applying this step we end up with 1847 TLD+1 domains.

4. From TLD+1 to legal entities: Most domains belonging to the same legal entity share information about their users. For example, Facebook collects data from WhatsApp and Instagram [63]. Therefore, we also consider a coarser-grained aggregation of the TPDs ecosystem, where we group together the TPDses that belong to the same legal entity, similar to other studies [6, 17, 37]. For instance, the “Google” legal-entity groups together all domains that belong to Google (e.g., youtube.com, google.com, doubleclick.com, etc.). To identify the domains that belong to the same entity and the type of their online activities we use data from three different sources: (1) whotracks.me [29], (2) disconnect.me [19], and (3) the webXray domain owners list [62]. For domains not included in the above sources we manually examine the domains using the crunchbase website [34] in order to extract information related to the legal

Table 1: Overview of the TLD+1 and legal-entities networks

	TLD+1	legal-entities
Number of nodes N	1847	1215
Avg. clustering coefficient \bar{c}	0.52	0.59
Avg. node degree \bar{k}	11.54	7.74
Max. node degree k_{\max}	728	886
Power-law exponent γ	2.29	2.28
Avg. distance \bar{d}	2.88	2.49
Max. distance d_{\max}	8	7

entity behind them and the type of their online activities. We refer to this dataset as the “*legal-entities list*”.

3 THE TLD+1 AND LEGAL-ENTITIES NETWORKS

We consider the following two networks that correspond respectively to a finer- and a coarser-grained aggregation of TPDses.

The TLD+1 network: In this network nodes are TLD+1 domains. There is an edge between two TLD+1 domains if TPDses from the domains interacted at least once within a user’s browser. We use this network in Sect. 5.1 to see if we can predict from it the merging or grouping of TLD+1 domains into legal entities.

The legal-entities network: In this network nodes are legal entities. There is an edge between two legal entities if there is at least one edge between the TLD+1 domains that belong to the entities. In Sect. 4.2 we use this network to visualize the different communities of the TPDs ecosystem in the hyperbolic space, while in Sect. 5.2 we use this network to see if we can predict from it the co-hosting of legal entities.

Both networks are connected. An overview of their basic topological properties is given in Table 1. We see that both networks are sparse ($\bar{k} \ll N$) and small-worlds ($d_{\max} \ll N$). They also have high clustering (\bar{c}) and heterogeneous degrees ($k_{\max} \gg \bar{k}$). These characteristics are typical of complex networks found in many other domains [20].

In Fig. 1 we also compute the following properties, as in [47]: (a) the degree distribution $P(k)$; (b) the average clustering $\bar{c}(k)$ of k -degree nodes; (c) the average neighbor degree $\bar{k}_{\text{nn}}(k)$ of k -degree nodes; (d) the distance distribution $d(l)$, i.e., the distribution of hop lengths l between nodes in the network; and (e) the average node betweenness $\bar{B}(k)$ of k -degree nodes, which is the average number of shortest paths passing through a k -degree node, normalized by the maximum possible number of such paths. Properties (a-c) are local statistics reflecting properties of individual nodes and their one-hop neighborhoods, as opposed to global properties (d,e). From the figure we see that these properties are remarkably similar between the TLD+1 and legal-entities networks, despite the latter being an aggregation of the former. The degree distribution in both cases can be approximated by a power-law, $P(k) \propto k^{-\gamma}$, with exponent $\gamma \approx 2.3$.

It has been found during the last decade that hyperbolic geometry underlies the topology of many real-world complex networks, naturally explaining their strong clustering and heterogeneous degree distributions [11, 39, 47]. Node coordinates in the underlying

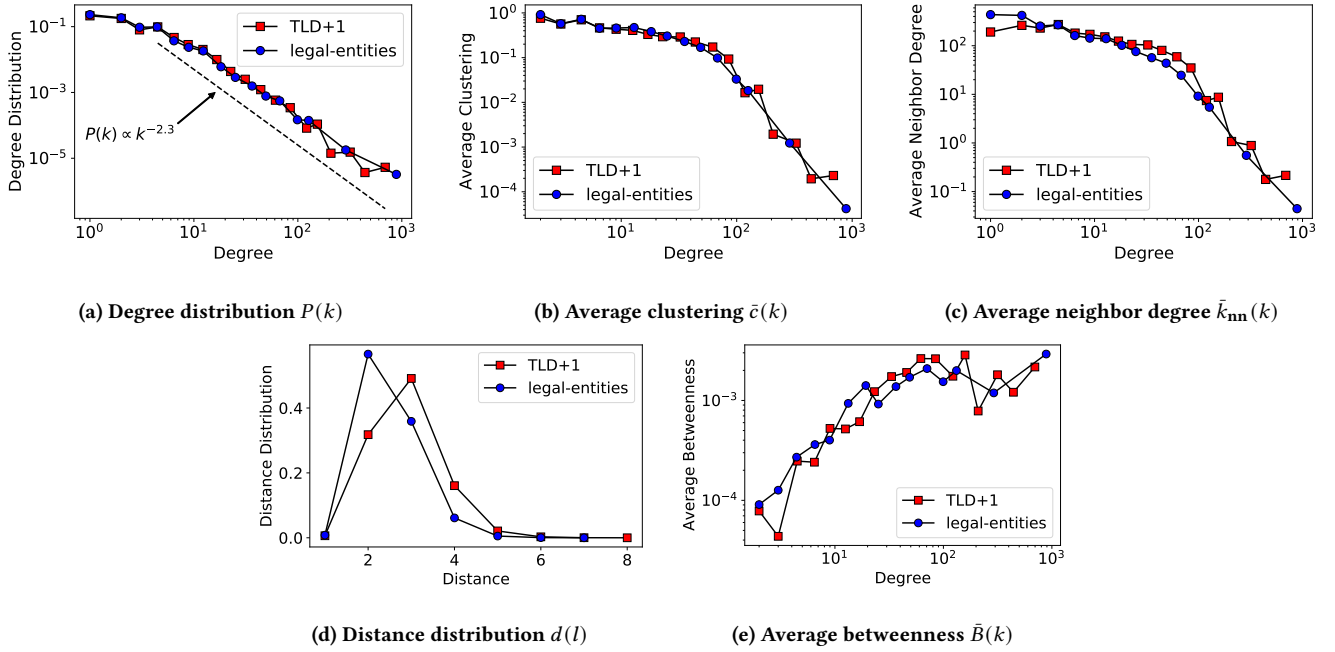


Figure 1: Properties of the TLD+1 and legal-entities networks.

or “hidden” space can be inferred from the observed network using machine learning and statistical inference methods [11, 27, 48]. The node coordinates abstract how popular and similar the nodes are [47], while hyperbolically closer nodes have higher chances of being connected in the observed network [39]. In the next section we map the legal-entities network into its underlying hyperbolic space and analyze the resulting embedding.

4 HYPERBOLIC EMBEDDING OF THE LEGAL-ENTITIES NETWORK

4.1 Methodology

We map the legal-entities network using the recently developed Mercator method [27]. Mercator takes as input the network adjacency matrix $\alpha_{ij} - \alpha_{ji} = \alpha_{ji} = 1$ if there is a link between nodes i and j , and $\alpha_{ij} = \alpha_{ji} = 0$ otherwise, and computes radial and angular coordinates r_i, θ_i , for all nodes $i = 1, \dots, N$. The radial coordinate r_i abstracts node’s i popularity. The smaller the r_i the larger is the degree of node i . On the other hand, angular coordinates abstract node similarities. The smaller is the angular distance $\Delta\theta_{ij} = \pi - |\pi - |\theta_i - \theta_j||$ between two nodes i and j the more similar the two nodes are. The hyperbolic distance x_{ij} between two nodes i and j is a single-metric representation of the nodes’ popularity and similarity attributes, and is given by the law of hyperbolic cosines [39]:

$$x_{ij} = \operatorname{arccosh}(\cosh r_i \cosh r_j - \sinh r_i \sinh r_j \cos \Delta\theta_{ij}). \quad (1)$$

In a nutshell, Mercator infers the nodes’ radial and angular coordinates by maximizing the likelihood:

$$\mathcal{L} = \prod_{1 \leq j < i \leq N} p(x_{ij})^{\alpha_{ij}} [1 - p(x_{ij})]^{1 - \alpha_{ij}}, \quad (2)$$

where the product goes over all node pairs i, j in the network, while $p(x_{ij})$ is the Fermi-Dirac connection probability [39] between nodes i and j :

$$p(x_{ij}) = \frac{1}{1 + e^{\frac{1}{2T}(x_{ij} - R)}}. \quad (3)$$

In the last relation, $R \propto \ln N$ is the radius of the hyperbolic disk where all nodes reside, while $T \in (0, 1)$ is a parameter called “network temperature” that is also inferred by Mercator and is related to the amount of clustering in the network. We note that the connection probability $p(x_{ij})$ decreases with the hyperbolic distance x_{ij} between nodes i, j . Thus, maximization of the likelihood in Eq. (2) corresponds to attracting connected pairs of nodes closer in the hyperbolic space, while repelling disconnected ones. This interplay between attraction and repulsion effectively maps the nodes belonging to densely connected groups closer in the hyperbolic space. See [11, 27] for further details.

The code implementing Mercator is made publicly available by the authors of [27] at <https://github.com/networkgeometry/mercator>. We use the code as is without any modifications.

4.2 Hyperbolic map of the legal-entities network

Figure 2 visualizes the hyperbolic embedding of the legal-entities network. Node colors indicate the type of the online activities of the corresponding legal entities as listed in the figure’s legend, while the size of the nodes is proportional to the logarithm of their degree.

The largest hub (node with largest degree) is Google. It has a dominant role, sitting almost in the center of the map and interconnecting different communities (groups of nodes close along the angular similarity direction). On the right side of the map we see

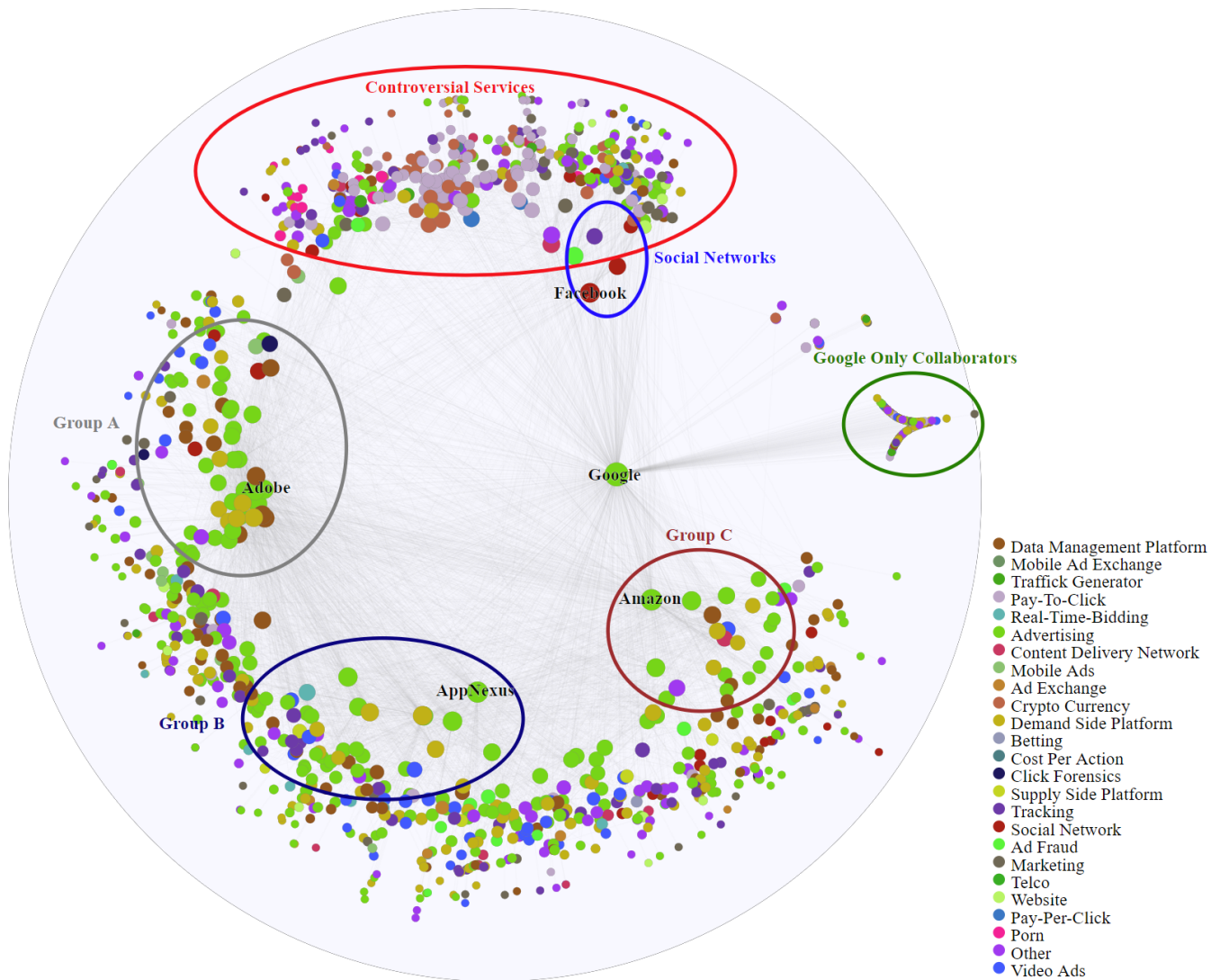


Figure 2: Hyperbolic map of the legal-entities network.

a small group of nodes (Google Only Collaborators) that are only connected directly with Google. This group includes organizations that provide services related to online advertising, such as Video Advertising, Demand Side Platforms, Data Management Platforms, Mobile Ads, etc. On the middle left and lower half of the map we can identify three groups (Groups A, B, C) whose nodes provide services related to online advertising, like the ones in the Google Only Collaborators group. For readability, we report on the map only the name of the legal-entity with the highest degree in each group, which is Adobe, AppNexus and Amazon for groups A, B and C, respectively. Higher-degree nodes in these three groups are ad exchanges, ad networks and nodes dedicated to advertising, while smaller-degree nodes are Demand Side Platforms, Data Management Platforms, and trackers. These observations regarding these three groups are in line with prior work focusing on the tracking

and advertising TPDs ecosystem [6, 30, 55], and indicate that the hyperbolic map is meaningful.

On the top of the map we observe two groups that partially overlap: the Controversial Services group and the Social Networks group. The Controversial Services group includes legal entities that are providing controversial services, such as Pay-To-Click (PTC), Crypto Currency, Betting and Porn.

We have manually visited and inspected the websites of all the domains under each legal-entity of the Controversial Services group in order to better understand their activities and interactions. The main activities of PTC nodes is to act as middlemen between advertisers and consumers. PTCs display ads from advertisers and earn money whenever an ad is clicked on by a viewer. In return, a fraction of the fee goes to the viewer. By contrast, in the Pay-Per-Click (PPC) model only the publisher of the ad will be paid for the ad clicks. The Crypto Currency nodes include activities related to

cryptoadvertising, that is, advertisement based on cryptocurrency payments, which is usually preferred in PTC. The Porn related nodes provide adult content videos and advertising services that can be also combined with cryptocurrency payment in order to maintain anonymity of the involved actors.

The Social Networks group includes the three main social networks, Facebook, Twitter and LinkedIn. To understand its partial overlap with the Controversial Services group we performed a further manual investigation of the websites in the Controversial Services and found the following: (1) most PTCs are utilizing cryptocurrencies to pay their ad viewers; (2) PTCs do not report any physical address of their organization’s headquarter nor they provide any support through their websites; and (3) PTCs utilize social network campaigns and have a strong social network presence in order to recruit viewers and provide support to them. We therefore find evidence that controversial advertising sites heavily depend on and utilize social networks, justifying the partial overlap we see between the Controversial Services and Social Networks groups in the hyperbolic map (Fig. 2).

To our best knowledge, the place and integration of controversial advertising services within the TPDs ecosystem, as well as their close interactions with social networks, revealed by the hyperbolic embedding of the ecosystem, have not been revealed nor analyzed in prior work. Therefore, the hyperbolic map of the TPDs ecosystem is not only meaningful, but can also lead to new insights and motivate further investigations.

5 PREDICTING TPDs MERGING AND CO-HOSTING

5.1 Predicting TLD+1 merging

Our analysis here is motivated by recent legislations, such as the GDPR [24], which put pressure on TPDs forcing them to follow new standards and provide more transparency about their online activities and data handling, which can be translated into higher operational costs for the TPDs. Furthermore, TPDs are in a constant hanger for more data about users’ online activities. The combination of these two factors can force TPDs to merge their existing networks in the form of company acquisitions in an attempt to mitigate the above legal issues and at the same time increase their user base and tracking capabilities [16]. Given these considerations, we investigate if hyperbolic embedding can be used for predicting the merging or grouping of TPDs into legal-entities. We hypothesize that hyperbolically closer TPDs are more likely to merge under the same entity. Further, it is reasonable to suspect that connected TPDs will have higher chances of merging compared to disconnected ones. In other words, in addition to the hyperbolic distance between two TPDs, the existence or non-existence of a link between them can act as an additional indicator for their merging likelihood.

To verify the above hypotheses we map the TLD+1 network into its underlying hyperbolic space using Mercator [27]. Then, we classify all pairs of nodes into three sets. First, S_{all} simply contains all pairs of nodes in the network. Second, S_c contains the pairs that are connected in the network. Finally, S_d contains the pairs disconnected in the network. For each set, we compute the empirical *merging probability*, which is the probability that a pair in the set

belongs to the same legal-entity given the pair’s hyperbolic distance x . These probabilities are respectively denoted by $p_{\text{all}}^m(x)$, $p_c^m(x)$, $p_d^m(x)$, and computed as follows. For each set, we compute the hyperbolic distances among its pairs. We then bin the range of hyperbolic distances from zero to the maximum distance into small bins. For each bin we find all the pairs located at the hyperbolic distances falling within the bin. The percentage of pairs in this set of pairs that belong to the same legal-entity is the value of the corresponding merging probability at the bin. (The correspondence of TLD+1 nodes to legal entities is given by the legal-entities list constructed in Sect. 2.4.)

The results are shown in Fig. 3. First, we see that $p_{\text{all}}^m(x)$, $p_c^m(x)$, $p_d^m(x)$ tend to decrease with the hyperbolic distance between TLD+1 nodes, verifying our first hypothesis that hyperbolically closer TPDs are more likely to belong to the same entity. This result holds for both connected and disconnected pairs of nodes (Fig. 3(b,c)). Second, we see that connected pairs have in general higher chances of merging compared to disconnected pairs (Fig. 3(b) vs. Fig. 3(c)), verifying our second hypothesis. In other words, hyperbolically close and connected TLD+1 nodes have the highest chances of belonging to the same entity. We note that considering only the connections among TLD+1 nodes for predicting their merging is not as informative. Indeed, the percentage of connected TLD+1 pairs that are grouped under the same entity is only about 7%, indicated by the horizontal dashed line in Fig. 3(b) (“baseline probability”).

5.2 Predicting legal entities co-hosting

Legal-entities may be co-hosted in an attempt to facilitate more efficient exchange of information between them, such as fast exchange of data related to users’ online activities. Such practice is common in the advertising ecosystem due to the time constraints imposed by the Real-Time Bidding protocol [13]. Therefore, we consider entity co-hosting a strong indicator for collaboration among the entities, and hypothesize that hyperbolically closer entities have higher chances of being co-hosted.

To verify the above hypothesis, we consider the hyperbolic embedding of the legal-entities network from Sect. 4, and compute the empirical *co-hosting probabilities* across all pairs of nodes, the connected pairs of nodes, and the disconnected pairs of nodes, following a similar binning procedure as in Sect. 5.1. We respectively denote these probabilities by $p_{\text{all}}^h(x)$, $p_c^h(x)$, and $p_d^h(x)$. (The information about which entities are co-hosted is provided by the co-hosting list constructed in Sect. 2.4.)

The results are shown in Fig. 4 and are qualitatively similar to the results in Fig. 3. Specifically, we see that $p_{\text{all}}^h(x)$, $p_c^h(x)$, $p_d^h(x)$ decrease with the hyperbolic distance between entities, verifying that hyperbolically closer entities are more likely to be co-hosted. This result holds for both connected and disconnected entities (Fig. 4(b,c)). Further, connected entities have in general higher chances of being co-hosted compared to disconnected ones (Fig. 4(b) vs. Fig. 4(c)), agreeing with intuition. Again, considering only the connections among node pairs is not as informative for predictions. Specifically, the percentage of connected entity pairs that are co-hosted is only about 9%, indicated by the horizontal dashed line in Fig. 4(b).

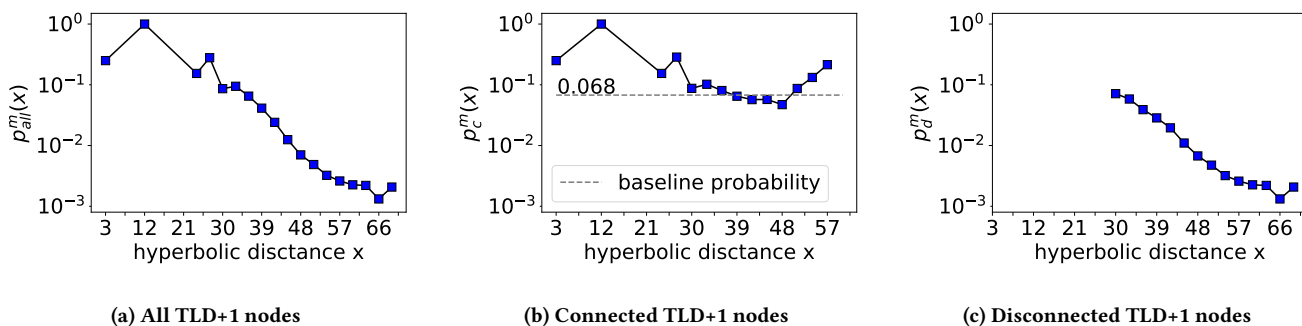


Figure 3: Merging probabilities $p_{\text{all}}^m(x)$, $p_c^m(x)$, $p_d^m(x)$ as a function of the hyperbolic distance x between TLD+1 nodes.

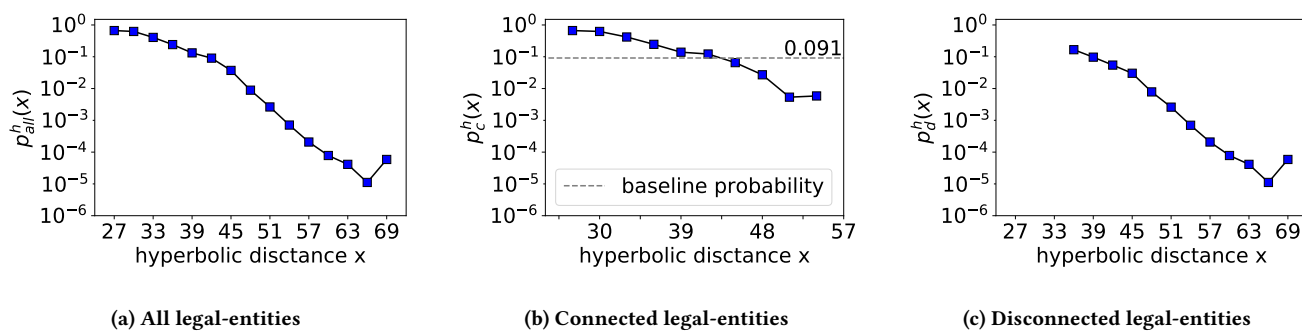


Figure 4: Co-hosting probabilities $p_{\text{all}}^h(x)$, $p_c^h(x)$, $p_d^h(x)$ as a function of the hyperbolic distance x between legal-entities.

Therefore, hyperbolic embedding of the TPDs ecosystem also provides us with predictive power at different aggregation levels of the ecosystem. Legal-entity co-hosting and TLD+1 merging may imply collaboration between the involved entities and TPDs. Thus, such predictions can be a useful tool in the arsenal of regulators and data protection authorities for investigations related to TPDs that may be collaborating, and for which no ground-truth data is available that indicates their collaboration.

6 INTERACTION PATHS AND NAVIGABILITY

As explained in Sect. 2.3, during the rendering of a website the first-party domain may invoke different TPDs, which in turn invoke other TPDs, and so on, thus creating chains of interactions between TPDs. We call each interaction chain that starts from one TPD (“source”) and ends at another TPD (“destination”) an *interaction path*. We note that different interaction paths between the same source-destination TPDs may be observed by monitoring different websites.

Knowing the legal entity to which each TPD belongs to (given by the legal-entities list of Sect. 2.4) we can find the interaction paths between the corresponding legal-entities. Overall, we identify 10049 such paths that correspond to 7354 different source-destination entity pairs. Figure 5 shows the distribution of the hop-lengths of these paths. These interaction paths traverse only around 1.5 entities on average, while the maximum number of traversed entities

is four. Overall, we find that around 97% of the interaction paths follow shortest paths in the legal-entities network.

Navigability: The navigability of a network [10] can be used as an alternative indirect metric of embedding quality [46, 48]. Navigability of an embedding is also of independent interest for some applications, such as Internet routing [11]. A network embedded in a geometric space is said *navigable* if *greedy routing* (GR) is efficient according to the metrics considered below. In GR, a node’s address is its coordinates in the space, and each node knows only the addresses of its neighbors, and the destination node address of a “packet”. Upon receipt of such a packet, the GR node, if it is not a destination, forwards the packet to its neighbor closest to the destination in the geometric space, and drops the packet if a local minimum loop is detected, i.e., if this neighbor is the same as the previous node visited by the packet.

We evaluate the efficiency of GR in the legal-entities and TLD+1 networks using the nodes’ inferred hyperbolic coordinates in each case. We consider the following GR efficiency metrics: (i) the percentage of successful paths, p_s , which is the proportion of paths that do not get looped and reach their destinations; and (ii) the average and maximum stretch of successful paths, denoted by \bar{s} and s_{max} respectively. The stretch is defined as the ratio between the hop-lengths of greedy paths and the corresponding shortest paths in the network. We run the GR process between all possible source-destination pairs in each network. We find that in the legal-entities network $p_s = 0.91$, $\bar{s} = 1.02$ and $s_{\text{max}} = 2.0$. Thus,

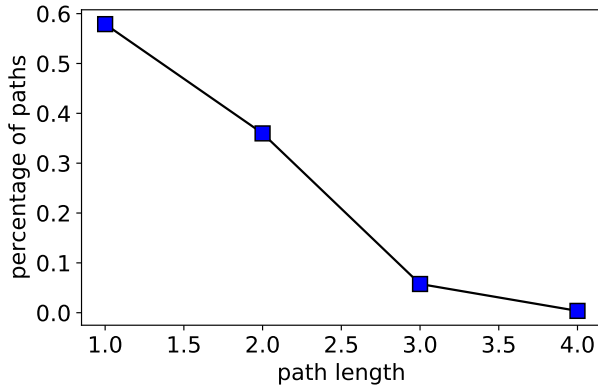


Figure 5: Distribution of interaction path lengths between legal entities.

GR is highly successful while greedy paths follow almost shortest paths in the network. These results show that the legal-entities network is highly navigable, and provide a further validation of the quality of the embedding in Sect. 4. The TLD+1 network is also well-navigable but not as navigable as the legal-entities network. In particular, in the TLD+1 network we find $p_s = 0.75$, $\bar{s} = 1.08$ and $s_{\max} = 2.67$.

7 RELATED WORK

To our best knowledge, no prior work has captured and analyzed the topology of the TPDs ecosystem at a global scale. This may not be surprising given the associated technical challenges in tracking TPDs interactions at a large-scale, described in Sect. 2.2. As explained (Sect. 2.2), to overcome these challenges we directly tracked TPDs interactions from real users’ browsers from all over the world. In this context, the most related prior studies are the ones by Gomer et al. [30] and Bashir et al. [6]. However, these studies focus only on the tracking and advertising subsystem of the global TPDs ecosystem. They both utilize data collected via web crawling, and follow different approaches for constructing the tracking and advertising network. They observe that at the TLD+1 level this network exhibits the small-world property, has high clustering and high-degree hubs, and is disassortative (high-degree nodes tend to connect to low degree nodes). We have observed similar properties for the network of the global TPDs ecosystem in Sec. 3. Furthermore, we have shown for the first time that the degree distribution in the global TPDs network can be well-approximated by a power law.

On the other hand, there has been plenty of work in the area of network geometry during the last decade, partly motivated by the seminal paper of Krioukov et al. [39]. Krioukov et al. showed that hyperbolic geometry is the natural geometry underlying the topology of real-world networks, which are characterized by heterogeneous degree distributions and strong clustering. In another seminal work, Boguńa et al. [11] developed the first methodology to map real complex networks into their intrinsic hyperbolic spaces. The authors showed that the maps are meaningful and can facilitate efficient greedy routing and geometric community detection in the

Internet. Papadopoulos et al. [47] elucidated that the hyperbolic node coordinates in network embeddings abstract the popularities and similarities of nodes. Furthermore, it has been shown that hyperbolic embeddings can facilitate the prediction of missing and future links in networks [46, 48]. Finally, several approaches for inferring hyperbolic network coordinates (with different tradeoffs between computational complexity and accuracy) have been developed [8, 27, 44, 46, 48]. For a recent review on network geometry see Ref. [9]. No prior work has investigated whether the global TPDs ecosystem has an underlying hyperbolic geometry and whether its large-scale network admits a meaningful hyperbolic embedding.

8 CONCLUSION

We have analyzed the large-scale network of the TPDs ecosystem. To track this network we monitored the interactions between TPDses in real users’ browsers from all over the world. Our inferred network may not be complete but it is the largest one studied to date. All known TPDses reported in prior work constitute a subset of the TPDses we tracked here.

We have considered two levels of aggregation of the TPDs ecosystem (TLD+1 and legal-entity levels) and found that the resulting networks possess similar structural properties, commonly found in complex networks. Given these properties, we have shown that the TPDs ecosystem admits meaningful hyperbolic embeddings, which can unravel collaborations between TPDses. In particular, we have identified strong ties between controversial services and social networks, which warrant further investigation as part of future work (e.g., what is the exact nature of the interactions between the two groups, what kind of information is exchanged, are interactions bidirectional, etc.). Further, we have shown that the hyperbolic embedding of the ecosystem possesses predictive power, which could be utilized in predicting TPDs mergings and legal-entities co-hostings. Such predictions can be useful for conducting investigations related to TPDses that may be collaborating in web tracking, fraudulent activities or misbehavior, and for which no ground-truth data is available that indicates their collaboration. The embedding could also be useful in predicting other types of collaboration between TPDses, including first-party cookies sharing (stolen cookies) [17], cloud service sharing [36], etc. We have also tracked actual interaction paths between legal entities and found that these paths almost always follow shortest paths in the legal-entities network. Further, we have shown that the legal-entities and TLD+1 networks are navigable, further validating the quality of their hyperbolic embeddings.

Finally, we note that we considered undirected and unweighted networks. More generally, one can define directed and weighted TPDs networks, where the link direction indicates the direction of interaction between TPDses, while the link weight in each direction may indicate the number of times the TPDses interacted in that direction. Such networks can be also constructed with the data we collected. On the other hand, however, research on embedding directed and weighted networks into hyperbolic spaces is still in its infancy, and there are currently no established methods for this purpose, although some attempts have been recently made separately for directed [64] and weighted [65] networks.

ACKNOWLEDGMENTS

The authors acknowledge support by the TV-HGGs project (OPPORTUNITY/0916/ERC-CoG/0003), cofunded by the European Regional Development Fund and the Republic of Cyprus through the Research and Innovation Foundation.

REFERENCES

- [1] G. Acar, M. Juárez, N. Nikiforakis, C. Díaz, S. F. Gürses, F. Piessens, and B. Preneel. 2013. FPDetective: dusting the web for fingerprints. In *Proc. of the SIGSAC conference on Computer & communications security CCS'13*, 13 (2013), 1129–1140.
- [2] Appen. 2021. Appen - Leading technology platform. <https://appen.com/>. Accessed July 2021.
- [3] P. Bangera and S. Gorinsky. 2017. Ads versus Regular Contents: Dissecting the Web Hosting Ecosystem. In *Proc. of the IFIP Networking*. IEEE, Stockholm, Sweden, 1–9.
- [4] M. A. Bashir, S. Arshad, E. Kirda, W. Robertson, and C. Wilson. 2018. How Tracking Companies Circumvent Ad Blockers Using WebSockets. In *Proc. of the Workshop on Technology and Consumer Protection*. ACM, Boston, MA, 471–477.
- [5] M. A. Bashir, S. Arshad, W. Robertson, and C. Wilson. 2016. Tracing Information Flows between Ad Exchanges Using Retargeted Ads. In *Proc. of the 25th USENIX Conference on Security Symposium (Austin, TX, USA) (SEC'16)*. USENIX Association, USA, 481–496.
- [6] M. A. Bashir and C. Wilson. 2018. Diffusion of User Tracking Data in the Online Advertising Ecosystem. In *Proc. of the Privacy Enhancing Technologies 2018 (2018)*, 103 – 85.
- [7] R. Binns, U. Lyngs, M. Van Kleef, J. Zhao, T. Libert, and N. Shadbolt. 2018. Third Party Tracking in the Mobile Ecosystem. In *Proc. of the 10th Conference on Web Science*. ACM, Amsterdam, Netherlands, 23–31.
- [8] T. Bläsius, T. Friedrich, A. Krohmer, and S. Laue. 2018. Efficient Embedding of Scale-Free Graphs in the Hyperbolic Plane. *IEEE/ACM Transactions on Networking* 26, 2 (2018), 920–933.
- [9] M. Boguñá, I. Bonamassa, M. De Domenico, S. Havlin, D. Krioukov, and M. Serrano. 2021. Network geometry. *Nature Reviews Physics* 1, 3 (Jan. 2021), 114–135.
- [10] M. Boguñá, D. Krioukov, and K. C. Claffy. 2008. Navigability of complex networks. *Nature Physics* 5, 1 (Nov. 2008), 74–80.
- [11] M. Boguñá, F. Papadopoulos, and D. Krioukov. 2010. Sustaining the Internet with hyperbolic mapping. *Nature communications* 1 (2010), 62.
- [12] G. Brajnik and S. Gabrielli. 2010. A Review of Online Advertising Effects on the User Experience. *International Journal of Human-Computer Interaction* 26 (09 2010), 971–997.
- [13] Interactive Advertising Bureau. 2021. Interactive Advertising Bureau: Open-RTB (Real-Time Bidding). <https://www.iab.com/guidelines/real-time-bidding-rtb-project/>. Accessed July 2021.
- [14] M. Butkiewicz, H. V. Madhyastha, and V. Sekar. 2011. Understanding Website Complexity: Measurements, Metrics, and Implications. In *Proc. of the Internet Measurement Conference (Berlin, Germany) (IMC'11)*. ACM, New York, NY, USA, 313–328.
- [15] J. M. Carrascosa, J. Mikians, R. Cuevas, V. Erramilli, and N. Laoutaris. 2015. I Always Feel Like Somebody's Watching Me: Measuring Online Behavioural Advertising. In *Proc. of the Conference on Emerging Networking Experiments and Technologies*. ACM, Heidelberg, Germany, 1–13.
- [16] A. Carson. 2021. What happens to ad tech post-GDPR. <https://iapp.org/news/a/seriously-what-happens-to-ad-tech-post-gdpr/>. Accessed October 2021.
- [17] Q. Chen, P. Iliá, M. Polychronakis, and A. Kapravelos. 2021. Cookie Swap Party: Abusing First-Party Cookies for Web Tracking. In *Proc. of the Web Conference (Ljubljana, Slovenia) (WWW'21)*. ACM, New York, NY, USA, 2117–2129.
- [18] M. R. Dhote and G. G. Sarate. 2013. Performance Testing Complexity Analysis on Ajax-Based Web Applications. *IEEE Software* 30, 6 (2013), 70–74.
- [19] disconnect.me. 2021. Disconnect - The Tracker Protection lists. <https://github.com/disconnectme/disconnect-tracking-protection>. Accessed July 2021.
- [20] S. N. Dorogovtsev. 2010. *Lectures on Complex Networks*. Oxford University Press, Oxford.
- [21] S. Englehardt and A. Narayanan. 2016. Online Tracking: A 1-million-site Measurement and Analysis. In *Proc. of the CCS'16*. ACM, Korea, 1388–1401.
- [22] S. Englehardt, D. Reisman, C. Eubank, P. Zimmerman, J. Mayer, A. Narayanan, and E. Felten. 2015. Cookies That Give You Away: The Surveillance Implications of Web Tracking. In *Proc. of the 24th International Conference on World Wide Web*. ACM, Florence, Italy, 289–299.
- [23] S. Eskandari, A. Leoutsarakos, T. Mursch, and J. Clark. 2018. A First Look at Browser-Based Cryptojacking. In *Proc. of the European Symposium on Security and Privacy Workshops (EuroS PW)*. IEEE, London, UK, 58–66.
- [24] EU. 2016. The EU General Data Protection Regulation. <http://eur-lex.europa.eu/legal-content/EN/TXT/PDF/?uri=CELEX:32016R0679&qid=1490179745294&from=en>. Accessed August 2021.
- [25] M. Falahrestegar, H. Haddadi, S. Uhlig, and R. Mortier. 2014. Anatomy of the Third-Party Web Tracking Ecosystem. arXiv:1409.1066 [cs.SI]
- [26] M. Falahrestegar, H. Haddadi, S. Uhlig, and R. Mortier. 2016. Tracking Personal Identifiers Across the Web. In *Proc. of the Passive and Active Measurement*. Springer, Cham, 30–41.
- [27] G. García-Pérez, A. Allard, M. A. Serrano, and M. Boguñá. 2019. Mercator: uncovering faithful hyperbolic embeddings of complex networks. *New Journal of Physics* 21, 12 (2019), 10.
- [28] A. Gervais, A. Filios, V. Lenders, and S. Capkun. 2017. Quantifying Web Adblocker Privacy. In *Proc. of the European Symposium on Research in Computer Security. ESORICS 1*, 2017, 21–42.
- [29] Cliqz GmbH. 2021. Learn about tracking technologies, market structure and data-sharing on the web. <https://whotracks.me/>. Accessed July 2021.
- [30] R. C. Gomer, E. M. Rodrigues, N. Milic-Frayling, and M. Schraefel. 2013. Network Analysis of Third Party Tracking: User Exposure to Tracking Cookies through Search. In *Proc. of the IEEE/WIC/ACM International Joint Conferences on Web Intelligence and Intelligent Agent Technologies 1* (2013), 549–556.
- [31] Google. 2021. Google Chrome API - webNavigation. <https://developer.chrome.com/docs/extensions/reference/webNavigation/>. Accessed October 2021.
- [32] Google. 2021. Google Chrome API - webRequest. <https://developer.chrome.com/docs/extensions/reference/webRequest/>. Accessed October 2021.
- [33] Google. 2021. Google Chrome Web store. <https://chrome.google.com/webstore/category/extensions>. Accessed July 2021.
- [34] Crunchbase Inc. 2021. Discover innovative companies and the people behind them. <https://www.crunchbase.com/>.
- [35] C. Iordanou, N. Kourtellis, J. M. Carrascosa, C. Soriente, R. Cuevas, and N. Laoutaris. 2019. Beyond Content Analysis: Detecting Targeted Ads via Distributed Counting. In *Proc. of the 15th International Conference on Emerging Networking Experiments And Technologies (Orlando, Florida) (CoNEXT'19)*. ACM, New York, NY, USA, 110–122.
- [36] C. Iordanou, G. Smaragdakis, I. Poese, and N. Laoutaris. 2018. Tracing Cross Border Web Tracking. In *Proc. of the Internet Measurement Conference*. ACM, Boston, MA, USA, 329–342.
- [37] A. Karaj, S. Macbeth, R. Berson, and J. M. Pujol. 2018. WhoTracks.Me: Shedding light on the opaque world of online tracking. arXiv:1804.08959 [cs.CY]
- [38] R. K. Konothdesh, E. Vineti, V. Moonsamy, M. Lindorfer, C. Kruegel, H. Bos, and G. Vigna. 2018. MineSweeper: An In-Depth Look into Drive-by Cryptocurrency Mining and Its Defense. In *Proc. of the SIGSAC Conference on Computer and Communications Security (Toronto, Canada) (CCS'18)*. ACM, New York, NY, USA, 1714–1730.
- [39] D. Krioukov, F. Papadopoulos, M. Kitsak, A. Vahdat, and M. Boguñá. 2010. Hyperbolic geometry of complex networks. *Phys. Rev. E* 82 (Sep 2010), 036106. Issue 3.
- [40] S. Kumar, S. S. Rautaray, and M. Pandey. 2017. Malvertising: A case study based on analysis of possible solutions. In *International Conference on Inventive Computing and Informatics (ICICI)*. IEEE, Coimbatore, India, 288–291.
- [41] A. Lerner, A. Kornfeld Simpson, T. Kohno, and F. Roessner. 2016. Internet Jones and the Raiders of the Lost Trackers: An Archaeological Study of Web Tracking from 1996 to 2016. In *Proc. of the USENIX Security Symposium*. USENIX, Austin, TX, USA, 997–1013.
- [42] C. Leung, J. Ren, D. Choffnes, and C. Wilson. 2016. Should You Use the App for That?: Comparing the Privacy Implications of App- and Web-based Online Services. In *Proc. of the Internet Measurement Conference*. ACM, New York, NY, USA, 365–372.
- [43] Mozilla. 2021. Same-origin policy (SOP). https://developer.mozilla.org/en-US/docs/Web/Security/Same-origin_policy. Accessed July 2021.
- [44] A. Muscoloni, J. M. Thomas, S. Ciucci, G. Bianconi, and C. V. Cannistraci. 2017. Machine learning meets complex networks via coalescent embedding in the hyperbolic space. *Nature Communications* 8, 1 (2017), 1615.
- [45] State of California. 2018. California Consumer Privacy Act – Assembly Bill No. 375. Available at <https://leginfo.ca.gov>. Accessed June 2021.
- [46] F. Papadopoulos, R. Aldecoa, and D. Krioukov. 2015. Network geometry inference using common neighbors. *Phys. Rev. E* 92 (2015), 022807. Issue 2.
- [47] F. Papadopoulos, M. Kitsak, M. Serrano, M. Boguñá, and D. Krioukov. 2012. Popularity versus Similarity in Growing Networks. *Nature* 489 (09 2012), 537–40.
- [48] F. Papadopoulos, C. Psomas, and D. Krioukov. 2015. Network Mapping by Replaying Hyperbolic Growth. *IEEE/ACM Transactions on Networking* 23, 1 (2015), 198–211.
- [49] E. Pujol, O. Hohlfeld, and A. Feldmann. 2015. Annoyed Users: Ads and Ad-Block Usage in the Wild. In *In Proc. of the Internet Measurement Conference*. ACM, Tokyo, Japan, 93–106.
- [50] A. Razaghpahan, R. Nithyanand, N. Vallina-Rodriguez, S. Sundaresan, M. Allman, C. Kreibich, and P. Gill. 2018. Apps, Trackers, Privacy, and Regulators: A Global Study of the Mobile Tracking Ecosystem. In *Proc. of the Network and Distributed System Security Symposium*. NDSS, San Diego, CA, USA, 1.
- [51] I. Reyes, P. Wijesekera, J. Reardon, Amit Elazari Bar On, A. Razaghpahan, N. Vallina-Rodriguez, and S. Egelman. 2018. “Won’t somebody Think of the Children?” Examining COPPA Compliance at Scale. In *Proc. of the Privacy Enhancing Technologies 2018 (2018)*, 63 – 83.

- [52] J. R uth, T. Zimmermann, K. Wolsing, and O. Hohlfeld. 2018. Digging into Browser-Based Crypto Mining. In *Proc. of the Internet Measurement Conference* (Boston, MA, USA) (*IMC'18*). ACM, New York, NY, USA, 70–76.
- [53] A. Schelter and J. Kunegis. 2016. On the Ubiquity of Web Tracking: Insights from a Billion-Page Web Crawl. *Journal of Web Science* 4 (07 2016).
- [54] M. Siddiqui, M. Wang, and J. Lee. 2008. Data mining methods for malware detection using instruction sequences. In *In Proc. of the 26th IASTED International Conference on Artificial Intelligence and Applications*. ACTA Press, Innsbruck, Austria, 358–363.
- [55] K. Solomos, P. Ilia, S. Ioannidis, and N. Kourtellis. 2019. Clash of the Trackers: Measuring the Evolution of the Online Tracking Ecosystem. In *Proc. of the Network Traffic Measurement and Analysis Conference*. TMA, Berlin, Germany, 10.
- [56] A. Sood and R. J. Enbody. 2011. Malvertising - Exploiting web advertising. *Computer Fraud & Security* 2011 (04 2011), 11–16.
- [57] Y. Takano, S. Ohta, T. Takahashi, R. Ando, and T. Inoue. 2014. MindYourPrivacy: Design and implementation of a visualization system for third-party Web tracking. In *Proc. Of the Annual International Conference on Privacy, Security and Trust*. IEEE, Toronto, Canada, 48–56.
- [58] T. Urban, M. Degeling, T. Holz, and N. Pohlmann. 2020. Beyond the Front Page: Measuring Third Party Dynamics in the Field. In *Proc. of The Web Conference* (Taipei, Taiwan) (*WWW'20*). ACM, New York, NY, USA, 1275–1286.
- [59] US. 1998. Children’s Online Privacy Protection Act (COPPA). <https://www.ftc.gov/enforcement/rules/rulemaking-regulatory-reform-proceedings/childrens-online-privacy-protection-rule>. Accessed September 2021.
- [60] G. Venkatadri, A. Mislove, and K. P. Gummadi. 2018. Treads: Transparency-Enhancing Ads. In *Proc. of the HotNets Workshop*. ACM, New York, NY, USA, 169–175.
- [61] R. J. Walls, E. D. Kilmer, N. Lageman, and P. D. McDaniel. 2015. Measuring the Impact and Perception of Acceptable Advertisements. In *Proc. of the Internet Measurement Conference*. ACM, Tokyo, Japan, 107–120.
- [62] webxray.org. 2021. webXray - A tool to identifying the companies which collect user data. <https://github.com/timlib/webXray>. Accessed July 2021.
- [63] wired.co.uk. 2021. All the data WhatsApp and Instagram send to Facebook. <https://www.wired.co.uk/article/whatsapp-instagram-facebook-data>. Accessed July 2021.
- [64] Z. Wu, Z. Di, Y. Fan, and D. Shen. 2020. An Asymmetric Popularity-Similarity Optimization Method for Embedding Directed Networks into Hyperbolic Space. *Complexity* 2020 (Jan 2020), 16 pages.
- [65] S. Yi, H. Jiang, Y. Jiang, P. Zhou, and Q. Wang. 2021. A Hyperbolic Embedding Method for Weighted Networks. *IEEE Transactions on Network Science and Engineering* 8, 1 (2021), 599–612.