

Cyber-Security Investment in the Context of Disruptive Technologies: Extension of the Gordon-Loeb Model

Dimitri Percia David¹[0000-0002-9393-1490], Alain Mermoud¹[0000-0001-6471-772X], and Sébastien Gilliard¹[*n.a.*]

Military Academy at ETH Zurich, Department of Defense Economics

Abstract. Cyber-security breaches inflict significant costs on organizations. Hence, the development of an information-systems defense capability through cyber-security investment is a prerequisite. The question of how to determine the optimal amount to invest in cyber-security has been widely investigated in the literature. In this respect, the Gordon-Loeb model and its extensions received wide-scale acceptance. However, such models predominantly rely on restrictive assumptions that are not adapted for analyzing dynamic aspects of cyber-security investment. Yet, understanding such dynamic aspects is a key feature for studying cyber-security investment in the context of a fast-paced and continuously evolving technological landscape. We propose an extension of the Gordon-Loeb model by considering multi-period and relaxing the assumption of a continuous security-breach probability function. Such theoretical adaptations enable to capture dynamic aspects of cyber-security investment such as the advent of a disruptive technology and its investment consequences. Such a proposed extension of the Gordon-Loeb model gives room for a hypothetical decrease of the optimal level of cyber-security investment, due to a potential technological shift. While we believe our framework should be generalizable across the cyber-security milieu, we illustrate our approach in the context of critical-infrastructure protection, where security-cost reductions related to risk events are of paramount importance as potential losses reach unaffordable proportions. Moreover, despite the fact that some technologies are considered as disruptive and thus promising for critical-infrastructure protection, their effects on cyber-security investment have been discussed little.

Keywords: information systems · security economics · cyber-security investment · Gordon-Loeb model · security analytics.

1 Introduction

Cyber-security breaches inflict significant costs on organizations, businesses, and individuals [4,13,21]. As a result, operators of information systems (IS) must develop an IS-defense capability. In order to build a capability, investing in material resources is a prerequisite [42,9,33]. In the context of cyber-security, such material resources are composed by processes, products and/or services that are related to the security management of IS in general and, among others, to cyber-threats monitoring in particular [2,36,39,7] – e.g., intrusion-detection systems (IDS).

The cyber-security investment issue has received significant academic attention (for an extensive literature review, see [36]), and such a literature is often directly related to practitioners' needs. For instance, as organizations face budget constraints, an important challenge for these same organizations is to maximize the efficiency of any monetary investment in cyber-security processes, products and/or services [12,20,36]. Prior IS research has produced many quantitative models that propose to optimize such investment, as well as recommendations to invest in particular technologies or systems (e.g., [12,24,26,29,38]). These formal approaches are complemented by less formal practitioner-oriented discussions [8,40,46]. Among all the available models and approaches, the Gordon-Loeb (GL) model has received wide-scale acceptance [48]. The GL model is based on microeconomics – more precisely on the fundamental economic principle of cost-benefit analysis [22,20] –, establishing a general setup for determining the optimal level of cyber-security investment. By specifying a security-breach probability function (SBPF), the GL model attempts to determine the above-mentioned optimal investment amount for cyber-security processes, products and/or services (e.g., [10,22,28,20,47]).

However, the GL model framework evades dynamic issues such as perverse economic incentives¹ and the advent of a *disruptive*² cyber-security technology [20]. Yet, in the case of the latter, accounting for such dynamic issues could significantly enrich the initial model by giving supplementary time-related insights concerning the potential consequences that disruptive technologies might trigger for cyber-security investment. If conventional cyber-security processes, products and/or services such as IDS are essentially assimilated to the *targeted*

¹ For example, externalities arising when the decisions of one party affect those of others [3].

² In economic terms, the notion of *disruptive technology* [17] refers to a radically innovative technology that significantly disrupts existing economic structures, markets and value networks, thus displacing established leading products, processes and/or services [17]. Therefore, a *disruptive technology* comes from innovation. However, not all innovations are disruptive, even though they can be revolutionary. For instance, the advent of personal computers (PC) in the IT landscape can be considered as a disruption. The multi-purpose functionalities of PCs, as well as their relatively small size, their extended capabilities, and their low price facilitated their spread and individual use. PCs displaced large and costly minicomputers and mainframes, significantly affecting the lives of individuals and the management of organizations.

event-based detection approach [2,39,7], the swift evolution of both the technological landscape and cyber-threats calls for a complementary approach based on *behavior-anomaly detection* [2,39,45,15,18,34,43], and its subsequent (potentially) disruptive technologies.

By extending the original GL model to a multi-period setup, and by relaxing the assumption of a continuously twice-differentiable SBPF, we create room for additional insights on cyber-security investment by delivering a theoretical ground that enables to investigate the effect of a disruptive technology on such investment. In this article, we illustrate the concept of disruptive technologies through the case of big-data analytics³ (BDA) technologies and their related techniques. To the best of our knowledge, our proposed extension of the GL model is the first approach responding to the need of capturing the aforementioned time-related insights that a disruptive technology might bring on cyber-security investment.

The remainder of this article is structured as follows. In Section 2, we contextualize this research by emphasizing the evolution of cyber-threats monitoring approaches and their potential disruptive technologies. In Section 3, we present an extension of the GL model and we provide related propositions in order to create room for capturing the consequences of disruptive technologies on cyber-security investment. In Section 4, we suggest that our framework can be applied by critical-infrastructure providers (CIP) in order to help them optimize their investment in IS defense technologies. In the last section, we discuss limitations and future work.

2 Cyber-Threat Monitoring Approaches

Cyber-threat monitoring approaches can be divided in two broad classes: (1) *targeted event-based detection* and (2) *behavior-anomaly detection* [2,39]. Both approaches aim to detect suspicious events (i.e., related to security concerns such as data breaches) through IDS [39]. However, technologies related to (2) are rapidly evolving and could disrupt the cyber-security market and the investment in these technologies.

³ In this article, the term *big data* refers to data whose complexity impedes it from being processed (mined, stored, queried and analyzed) through conventional data-processing technologies [27]. The complexity of big data is defined by three attributes: (1) the volume (terabytes, petabytes, or even exabytes (10^{18} bytes)); (2) the velocity (referring to the fast-paced data generation); and (3) the variety (referring to the combination of structured and unstructured data) [27]. The field of BDA is related to the extraction of value from big data – i.e., insights that are non-trivial, previously unknown, implicit and potentially useful. BDA extracts patterns of actions, occurrences, and behaviors from big data by fitting statistical models to these patterns through different data-mining techniques (e.g., predictive analytics, cluster analysis, association-rule mining, and prescriptive analytics) [35,14].

2.1 The *Targeted Event-Based Detection* Approach

For the past three decades, scholars, practitioners, and organizations have been developing numerous conventional technical means to increase cyber-security by using signature-detection measures and encryption techniques [7,6]. However, the success of such conventional approaches has been limited [16,7,6,12].

The *targeted event-based detection* approach essentially relies on signature-detection measures in which an identifier is attributed to a known threat⁴ (i.e., a threat that had been witnessed in the past), so that this threat can be subsequently identified [7,39,2]. Examples of *targeted event-based detection* include network-IDS, access-control mechanisms, firewalls and pattern-based antivirus engines [2,39,7]. For instance, a signature-detection technology such as an anti-virus scanner might detect a unique pre-established pattern of code that is contained in a file. If that specific pattern (i.e., signature) is discovered, the file will be flagged in order to warn the end-user that their file is infected. [7]. Yet, such an approach is becoming more and more ineffective, as the swift evolution of cyber-threats is becoming more sophisticated [7,2,45,15]. Over the last decade, cyber-crimes have rapidly increased because hackers have developed new procedures to circumvent IS security to gain unauthorized and illegal access to the system. For instance, as malware spread from one system to the next, hackers employ *polymorphic code*⁵ techniques in order to (automatically) rapidly modify the pattern [19], thus evading and circumventing existing detection mechanisms.⁶ Consequently, such a *targeted event-based detection* would be ineffective because of the lag that exists between the development of signatures and the rapid expansion of cyber-threats. Moreover, *zero-day*⁷ vulnerabilities cannot be caught with such an approach.

Therefore, an important limiting factor of the *targeted event-based detection* approach is that it is intrinsically reactive in nature [7,2]. Attributing a signature to a cyber-threat is always preceded by a cyber-incident, which implies that signatures are unable to identify unknown and/or emerging threats. As a consequence, signature-detection measures can be rendered almost ineffective by hackers [45,15]. Such a scenario is even amplified in the era of extended digitization and big data [39]. The reasons are that (1) the swift development of

⁴ Common cyber-risks include malware (spyware, ransomware, viruses, worms, etc.), phishing, man-in-the-middle attacks (MitM), (distributed) denial-of-service attacks ((D)DoS), malicious SQL injections, cross-site scripting (XSS), credential reuse, and brute-force attacks.

⁵ A *polymorphic code* is a code that employs a polymorphic engine in order to mutate while keeping the original algorithm intact. In other terms, the code changes itself each time it runs, but its semantics – the function of the code – will not change [19].

⁶ Additional techniques such as, sandbox resistance, fast fluxing, adversarial reverse engineering, social-engineering attacks, spoofing, and advanced persistent threats (APT) are continuously evolving and spreading [2].

⁷ A *zero-day* vulnerability is a computer-software vulnerability that is either unknown to or unaddressed by operators who should be interested in mitigating the vulnerability. *Zero-day* vulnerabilities enable hackers to exploit it in order to adversely affect computer programs, networks, and data [25].

computer networks (e.g., the extensive use of cloud and mobile computing) in the past decades generated new channels that expose data to cyber-attack, thus increasing the pool of systems to be attacked hence amplifying numerous security issues related to intrusions on computer and network systems [39]; (2), up to multiple exabytes of information are being transferred daily, usually impeding the process of the entire set of security information, e.g., network logs, access records, etc.; (3) the velocity of data generation makes any type of data processing difficult through conventional computer hardware and software architectures; (4) the complexity of data also impedes security information from being processed by conventional computers, e.g., data come from diverse sources, it is stored in different formats and on different IT. Hence, the damage done by cyber-threats could be identified only after an attack, giving hackers more efficient possibilities to access networks, to hide their presence and to inflict damage [16].

2.2 The *Behavior-Anomaly Detection* Approach

In order to address the drawbacks of the *targeted event-based detection* approach, research & development has been focused on a *behavior-anomaly detection* approach [16,39,34,18,15,43,45]. Such an approach aims to detect suspicious/unusual events through the extraction of patterns, by using behavior anomalies and/or deviations from behaviors (actions, occurrences) of entities and/or users of a network, rather than patterns of code as in the case of the *targeted event-based detection* [16,39,34,18,15,43,45]. The *targeted event-based detection* approach is predominantly based on *security analytics*⁸ and aims to provide dynamic detection of cyber-threats through techniques derived from BDA by fitting statistical models on these patterns through different techniques (e.g., predictive analytics, cluster analysis, association-rule mining, and prescriptive analytics) [35,14] used for network forensics, traffic clustering and alert correlation [2]. Some examples have been developed by [43,18,34].

Complementing the *targeted event-based detection* approach by using signature-detection measures, such a *behavior-anomaly detection* approach is envisioned to foster cyber-threats monitoring by increasing its productivity [16]. Examples of *security analytics* applications are the development of *security information and event management* (SIEM). SIEM products and services combine security-information management (SIM) and security-event management (SEM) [11]. SIEM provide real-time analysis of information-security alerts generated by applications and network hardware. SIEM are sold as managed services, as software, or as appliances [11]. These products and services are also used to log security data and to generate reports for compliance purposes. SIEM products and

⁸ The field of *security analytics* aims to detect suspicious events by extracting patterns related to behavioral anomalies and/or deviations from behaviors (actions, occurrences) of entities and/or users of a network. In other words, *security analytics* methods aim to distinguish patterns generated by legitimate users from patterns generated by suspicious and/or malicious users [16].

services are widely used within *information-security operation centers* (ISOC) – also called *fusion centers* – of organizations. The open-threat exchange platform called *AlienVault OTX* is an example of SIEM products and services.⁹

Cyber-security technologies related to the *behavior-anomaly detection* approach – and more precisely related to *security analytics* – are susceptible to disrupting the cyber-security market [45,43,18,34]. However, the dynamic (i.e., time related) consequences of such disruptive technologies on cyber-security investment cannot be analyzed through the existing GL model and its extensions. They rely on restrictive assumptions that are not adapted for analyzing dynamic aspects of cyber-security investment [20]. Consequently, a supplementary extension of the GL model is necessary.

3 Extending the Gordon-Loeb Model

By focusing on costs and benefits associated with cyber-security, the GL model states that each organization’s objective is to maximize its *expected net-benefits in cyber-security* function (*ENBIS*) [20]. This corresponds to minimizing the total expected cost, equivalent to the addition of the expected loss¹⁰ (vL) due to cyber-security breaches and the expenses (z) in cyber-security processes, products and/or services implemented and/or undertaken in order to counter such breaches [22,20]. Figure 1 on page 7 illustrates the maximization of the expected benefits coming from cyber-security expenditures (*EBIS*).¹¹

In Section 2, we emphasized that the advent of the *behavior-anomaly detection* approach – triggered by *security analytics* and its use of BDA – is bringing to the fore new cyber-security technologies that have the potential to disrupt the cyber-security market [45,43,18,34,35] by hypothetically bringing superior returns on investment *vis-à-vis* conventional measures related to the *targeted event-based detection* approach [35]. As a consequence, the *EBIS* function might shift to the left. Figure 2 on page 8 illustrates the potential maximization of the *EBIS* function in the context of BDA. Accordingly:

Proposition 1: *If BDA is employed in order to provide cyber-threats monitoring, the ENBIS function will shift to the left due to a greater productivity of BDA compared to conventional technologies.*

Consequently, the optimal level of cyber-security investment will decrease from z^* to z_d^* (c.f.: Figure 2 on page 8). For the same level of protection, investment in cyber-security will decrease – *ceteris paribus*. Accordingly:

⁹ <https://www.alienvault.com/>

¹⁰ Wherein v is the organization’s inherent *vulnerability* – defined as the probability that a threat, once realized (i.e., an attack), would be successful – to cyber-security breaches, (P); and L is the potential loss associated with the security breach, ($\$$). The model description and its assumptions were explained in detail by [22,20].

¹¹ In order to simplify the illustration, figures 1, 2 and 3 on pages 7 and 9 depicts the *EBIS* function instead of the *ENBIS* function. The *ENBIS* function is obtained by subtracting the investment (z) to the *EBIS* function.

Proposition 2: *If BDA is implemented in order to provide cyber-threats monitoring, the ENBIS function will witness a discontinuity in its domain Z due to a greater productivity of BDA compared to conventional technologies.*

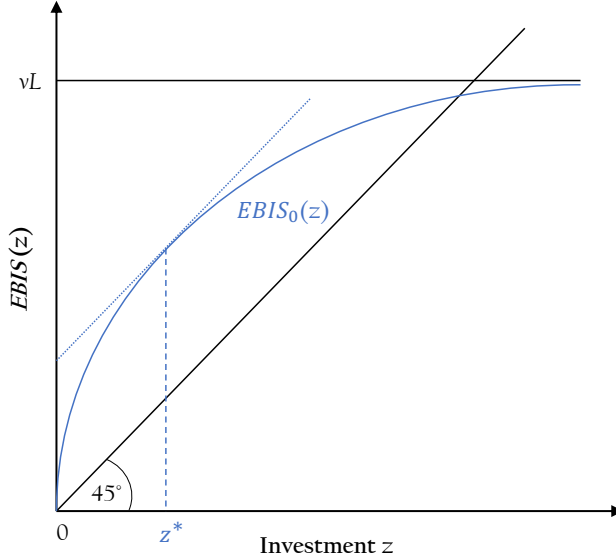


Fig. 1. Level of Investment in Cyber-Security

Notes to Figure 1: The original function of the *expected benefits in cyber-security* ($EBIS_0(z)$) has a domain Z that yields a distribution between zero and the monetary value of the expected loss (vL) in the absence of any cyber-security investment. The monetary value (i.e., costs) of the investment (z), corresponds to the 45° line. The optimal level of cyber-security investment (z^*) is obtained when the difference between benefits and costs is maximized (tangent to $EBIS_0(z)$ – where the marginal benefits are equivalent to the marginal cost of one – yielding a slope of 45° , in blue). *N.B.:* the optimal level of cyber-security investment (z^*) is smaller than the expected loss (vL) in the absence of any investment.

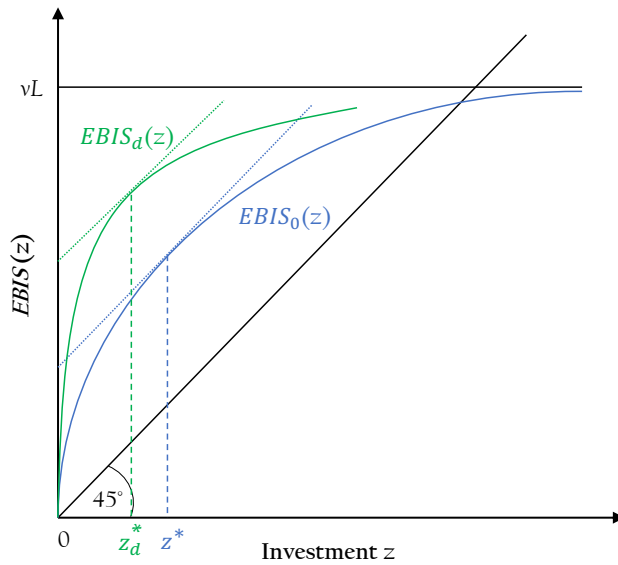


Fig. 2. Left Shift of the Level of Investment in Cyber-Security

Notes to Figure 2: The new function of the *expected benefits in cyber-security* ($EBIS_d(z)$) has also a domain Z that yields a distribution between zero and the monetary value of the expected loss (vL) in the absence of any cyber-security investment. The monetary value (i.e., costs) of the investment (z), also corresponds to the 45° line. Similarly to Figure 1, the optimal level of cyber-security investment (z_d^*) is obtained when the difference between benefits and costs is maximized (tangent to $EBIS_d(z)$, yielding a slope of 45°, in green). Yet, due to the left shift of the $EBIS$ function (from $EBIS_0(z)$ to $EBIS_d(z)$), the optimal level of cyber-security investment also shifts from z^* to z_d^* .

Figure 3 on page 9 illustrates such a discontinuity in the $ENBIS$ function described in Proposition 2. Yet, as the implementation of a disruptive technology implicitly triggers a productivity differential over time, we propose to extend the GL model in two distinct but related ways.

3.1 A Temporal Setup

First, in order to capture the advent of a disruptive technology and its dynamic consequences on cyber-security investment, a temporal setup has to be implemented. As the GL model was developed for a single-period, it excludes the fundamental temporal dimension for analyzing the technological-shift dynamics induced by efficiency improvements. Hence, the extension of the original single-period model to a multi-period¹² setup might bring significant insight in under-

¹² Even though there is still an open debate in the field of mathematics about whether time should be considered as continuous or discrete [37], in our proposed extension of

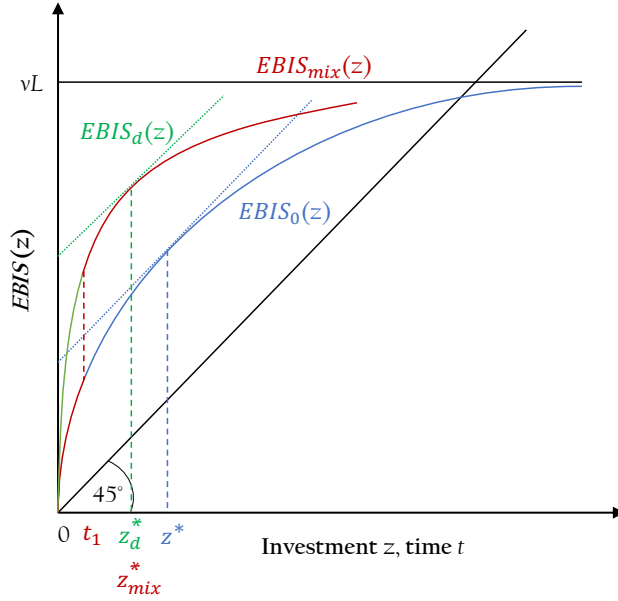


Fig. 3. Left Shift of the Level of Investment in Cyber-Security Over Time
 Notes to Figure 3: In this graph, the horizontal axis represents both investment (z) and time (t). The red line represents the function of the *expected benefits in cyber-security* over time ($EBIS_{mix}(z)$). The red dashed line represents the discontinuity in the domain Z of the $EBIS_{mix}(z)$ function – due to the implementation of a disruptive technology at time t_1 . Without the implementation of a disruptive technology, the function of the *expected benefits in cyber-security* remains $EBIS_0(z)$ (in blue). With the implementation of a disruptive technology from $t = 0$, the function of the *expected benefits in cyber-security* is $EBIS_d(z)$ (in green). The optimal level of cyber-security investment is $z_{mix}^* = z_d^*$.

standing the dynamic aspects of cyber-security investment that were originally evaded.

Specifically, we adapt the GL model from [20], such as the maximization of the *ENBIS* function is determined by an antidifference operator of this same function, which has the domain $Z \subseteq \mathbb{R}_{\geq 0}$ (representing the set of investment possibilities, z_i) at the end of the specified time horizon $T \subseteq \mathbb{N}$, wherein each period $i \in [1, n]$. This yields:

the GL model, we consider time as discrete. Such a choice is determined by the fact that any further empirical research that would test our extension will be essentially conditioned by measuring time as a discrete variable. Consequently, the following extension is based on an antidifference instead of an antiderivative.

$$\max_{z_i \in Z} \Delta^{-1} ENBIS(z_i) = \max_{z_i \in Z} \left\{ \sum_{i=1}^n [v_i - S_i^I(z_i, v_i)] L_i - z_i \right\} \quad (1)$$

wherein for each period $i \in [1, n]$:

- v_i is the organization’s *vulnerability*¹³ to cyber-security breaches, (probability \mathbb{P});
- S_i^I is the organization’s *security-breach probability function* (SBPF), defined as the probability that a cyber-security-breach occurs, (probability \mathbb{P});
- z_i is the organization’s investment in cyber-security, (monetary value \$);
- L_i is the potential loss associated with the security breach, (monetary value \$).

3.2 A Discontinuity in the Security-Breach Probability Function

Second, the presumed technological shift induced by the superior productivity of a disruptive technology challenges the assumption of a continuously twice-differentiable security-breach probability function. The original model defines continuously decreasing but positive returns to scale of cyber-security investment. Yet, this continuously twice-differentiable setup leaves no room for a discrete emergence of a technological shift brought by a disruptive and more efficient technology.¹⁴ In such a theoretical framework, the elasticity of the protection of cyber-security processes, products and/or services evades radical technological progress. However, technological progress induced by the implementation of a disruptive technology – such as BDA – could considerably reduce cyber-security investment by bringing suggestively greater returns on investment.¹⁵

¹³ In the original GL model [20], the organization’s inherent vulnerability is defined as the probability that a threat, once realized (i.e., an attack), would be successful.

¹⁴ [20] explicitly acknowledge that they ‘abstract from reality and assume that postulated functions are sufficiently smooth and well behaved’, thus creating favorable conditions for applying basic differential calculus, hence simplifying the optimization problem of the security-investment phenomenon. Although a smooth approximation of the security-investment phenomenon done by [20] is a reasonable first approach, in order to deliver insight concerning the problem of determining an optimal level of cyber-security investment, such an approach lacks realism. As explicitly mentioned by [20]: [...] ‘*in reality, discrete investment in new security technologies are often necessary to get incremental result. Such a discrete investment results in discontinuities.*’

¹⁵ In BDA, an extremely large, fast paced and complex amount of information can be processed in significantly shortened time frames and at almost zero marginal cost per additional unit of information – once the fixed development and implementation costs of systems and algorithms for investigating threat patterns are invested [41]. Furthermore, the real-time analytics provided by big-data algorithms are likely

The investor realizes a *Pareto* improvement by either obtaining a higher level of protection for the same investment or by obtaining the same level of protection at a lower cost; because fewer resources, such as time and human labor, can be largely substituted by algorithms, and automation might be used. As a result, with the implementation of BDA, cyber-security investment might be significantly reduced by disruption: BDA would introduce a discontinuity in the security-breach probability function, hence modifying the original GL model assumption of continuity. Accordingly, adapting the security-breach probability function (S^I) from [20], we propose the following security-breach probability function ($S_i^{I'}$) in order to capture the advent of a disruptive technology by introducing discontinuity through the parameter d_i :

$$S_i^{I'}(z_i, v_i) = \frac{v_i}{(\alpha_i z_i + 1)^{\beta_i + d_i}} \quad (2)$$

wherein for each period $i \in [1, n]$:

- $\alpha_i \in \mathbb{R}_{>0}$ and $\beta_i \in \mathbb{R}_{\geq 1}$ represent productivity parameters of a given cyber-security technology at period i (i.e., for a given (z_i, v_i) , the security-breach probability function $S_i^{I'}$ is decreasing in both α_i and β_i);¹⁶
- d_i is a discontinuity parameter at period i , and it is represented by a dummy variable. This dummy takes the value 0 when no disruptive technology is used, and 1 otherwise.

From equation 2, equation 1 can be rewritten as:

$$\max_{z_i \in Z} \Delta^{-1} ENBIS(z_i) = \max_{z_i \in Z} \left\{ \sum_{i=1}^n \left[v_i - \frac{v_i}{(\alpha_i z_i + 1)^{\beta_i + d_i}} \right] L_i - z_i \right\} \quad (3)$$

Although, in order to extend the original GL model, the multi-period setup and the suggested security-breach probability function ($S_i^{I'}$) constitute the main theoretical contributions, the application of this contribution to a concrete context is necessary in order to exemplify and demonstrate their relevancy, and to empirically test them in a further research.

to neutralize any attacker's information advantage, such that the probability of a cyber-breach should be reduced. For example, an attacker can exploit *zero-day* vulnerabilities by knowing where to attack, whereas the defender does not know, hence has to protect all potential entry spots. As real-time analytics reveals both the time and the position of the attack as it happens, the defender can react precisely on the attacked spot, thus save any unnecessary investment in the protection of spots that are not attacked.

¹⁶ [20] did not specify α and β . These productivity parameters could be, for instance, the relative productivity of a given technology when compared to another (α) and the joint productivity of the same technology when in interaction with a set of already employed technologies in an organization (β).

4 Application for CIPs

A cyber-security breach inflicted on a critical infrastructure (CI) generates massive negative externalities, especially due to the increasing interdependency and to technical interconnectedness of different CIs [22,1]. As a result, cyber-security issues are the main challenge for CIP [5]. Therefore, the issue of cyber-security investment becomes highly relevant in the context of CIs, and especially so from a social-welfare perspective [22].

In this respect, cyber-security investment is a national security priority for the great majority of governments (e.g., [32]). For example, on February 12, 2013, the administration of US President Barack Obama implemented Executive Order 13636 [31] named *Improving Critical Infrastructure Cybersecurity*. This executive order stated that ‘*The national and economic security of the United States depends on the reliable functioning of the Nation’s critical infrastructure in the face of such threats. It is the policy of the United States to enhance the security and resilience of the Nation’s critical infrastructure and to maintain a cyber-environment that encourages efficiency, innovation, and economic prosperity while promoting safety, security, business confidentiality, privacy, and civil liberties*’ [31]. Following this trend, on May 11, 2017, the administration of US President Donald Trump implemented Executive Order 13800 [44], named *Strengthening the Cybersecurity of Federal Networks and Critical Infrastructure*. This executive order stated that ‘*Effective immediately, each agency head shall use ‘The Framework for Improving Critical Infrastructure Cybersecurity’ developed by the National Institute of Standards and Technology, or any successor document, to manage the agency’s cyber-security risk. Each agency head shall provide a risk management report to the Secretary of Homeland Security and the Director of the Office of Management and Budget within 90 days of the date of this order*’ [44].

We believe that our suggested extension of the GL model should be generalizable across any kind of cyber-security concerns, yet we illustrate our approach in the context of CIP as security-cost reduction related to risk events are of prior importance because potential losses reach unaffordable dimensions [22]. Despite the fact that BDA is considered a promising method for CIP, its concrete implications have not been discussed much.

More specifically, our extension of the GL model provides a theoretical framework for analyzing the impact of the implementation of any given novel technology on cyber-security investment *over time*. In this respect, by subtracting antidifference operators of *ENBIS*, $\Delta^{-1}ENBIS(z_i)$, at two different specified time-span of same duration, $(A - B)$, a potential decrease in cyber-security investment, Δ_Z , can be analyzed – *ceteris paribus*:

$$\Delta_Z = \{\Delta^{-1}ENBIS(z_A)\} - \{\Delta^{-1}ENBIS(z_B)\} \quad (4)$$

where $B \subseteq \mathbb{N}$ is a time-span, wherein each period $i_B \in [n, t]$, and in which a given novel technology is implemented; whereas $A \subseteq \mathbb{N}$ is a time-span, wherein each period $i_A \in [1, m]$, and in which no novel technology is implemented. Note that $\sum_{i=n}^t i$ and $\sum_{i=1}^m i$ must be equal in order to proceed to the comparison.

From equations 1 and 4, equation 5 can be written as:

$$\Delta_Z = \left\{ \sum_{i=1}^m [v_i - S_i^I(z_i, v_i)] L_i - z_i \right\} - \left\{ \sum_{i=n}^t [v_i - S_i^I(z_i, v_i)] L_i - z_i \right\} \quad (5)$$

From the original equation of [20], equation 5 can be rewritten as:

$$\Delta_Z = \left\{ \sum_{i=1}^m \left[v_i - \frac{v_i}{(\alpha_i z_i + 1)^{\beta_i}} \right] L_i - z_i \right\} - \left\{ \sum_{i=n}^t \left[v_i - \frac{v_i}{(\alpha_i z_i + 1)^{\beta_i}} \right] L_i - z_i \right\} \quad (6)$$

By controlling for every parameters to remain equal between time-span A and B – except for the domains Z , wherein $Z_A \neq Z_B$ –, an organization can determine if any given novel technology generates a greater *ENBIS*. If it is the case, the organization might consider the novel technology implemented in B as disruptive; inversely, if the *ENBIS* does not substantially changes, the implemented novel technology cannot be considered as disruptive. Note that even though equation 6 can be used for analyzing the differential in cyber-security investment between two time-spans, equation 3 remains necessary in order to determine the optimal level of cyber-security investment (z_i) through the maximization of the *ENBIS*(z_i) function.

The application of our GL model extension to the context of CIP should provide us with a relevant and seminal basis on which our arguments can be formally modeled and simulated. In the case of human-processed information and defense tactics, these issues would probably make the optimal level of protection difficult to attain or even impossible to finance, as the expected loss would be extreme in the case of cascading failures of CIs; hence the resulting cyber-security investment would also have to reach extreme levels. However, with the effects that the BDA technology (or any similar disruptive technology) could have on investment in cyber-security, the investment needs by CIP could remain at the same level or even decrease, as these novel threats are neutralized by the superior technology that BDA offers.

5 Discussion

In this last section, we present our concluding comments, the policy recommendations resulting from concluding comments, we discuss the limitations of this study and suggest paths for further research.

5.1 Concluding Comments

In this article, we propose an extension of the GL model by adapting its initial theoretical framework in order to capture time-related insights related to the consequences that a disruptive technology can have on cyber-security investment. We propose two important contributions. First, we argue that a single-period model is not adapted to capture dynamic aspects of cyber-security investment such as the advent of a disruptive technology. The extension to a multi-period model is indeed necessary. Second, in the context of the introduction of a discrete disruptive cyber-security technology, the security-breach probability function of the original GL model could not be considered as continuously differentiable. These two arguments enrich the initial model by giving supplementary insight on cyber-security investment. Through our extended *ENBIS* function, our proposed revision of the GL model captures both the financial consequences on the optimal level of investment and the security productivity of the advent of any given novel (and potentially disruptive) technology. Although we believe that this reasoning is generalizable across a wide range of cyber-security concerns, we illustrate our approach in the context of CIP, for which cyber-security breaches inflict unaffordable social costs that urgently need to be reduced.

5.2 Considerations for Policy Recommendations

First and foremost, our extension of the GL model is intended to be used for determining the optimal level of cyber-security investment through the maximization of the *ENBIS*(z_i) function. The optimal level of cyber-security investment is obtained when the difference between benefits and costs are maximized – i.e., where the marginal benefits of cyber-security investment are equivalent to the marginal cost of potential losses due to cyber-security threats.

Also, our extension of the GL model provides a theoretical framework in order to analyze the expected net-benefits of the implementation of any given novel technology over time. By subtracting antidifference operators of *ENBIS* at two different specified time-spans, and by controlling for every parameters to remain equal between two time-spans (except for investment), a potential decrease in cyber-security investment can be analyzed. Throughout our model, an organization can determine if any given novel technology generates a greater *ENBIS*. If it is the case, the organization might consider the novel technology implemented as disruptive; inversely, if the *ENBIS* does not substantially changes, the implemented novel technology cannot be considered as disruptive.

We presented a dynamic analysis for determining the optimal investment level for IS defense, in the context of potentially disruptive technologies. By conceptualizing a security-breach probability function that includes productivity parameters (α and β) of a given cyber-security technology, practitioners can calculate the optimal level of investment in IS defense processes, products and/or services, and also select them according to the highest productivity parameters. Although this work remains theoretical, it gives a systematic method for optimizing IS defense investment in the context of potentially disruptive technologies.

5.3 Limitations and Paths for Further Research

Finally, our research design – based on theoretical modeling and utility maximization – has some limitations that future research could help relax.

First, the productivity parameters (α_i and β_i) of a given cyber-security technology are theoretically conceptualized, but not empirically measured. Such an effort could add a substantive benefits in terms of validation/refutation of our propositions. However, researchers might find it difficult to gain access to data as they are substantially difficult to measure and/or to find [30]. A possible solution in order to measure these productivity parameters could be derived from equation 6, by computing the ratio between Z_B and Z_A . By doing so, a relative measure of productivity between a technology employed in $\Delta^{-1}ENBIS(z_A)$ and a technology employed in $\Delta^{-1}ENBIS(z_B)$ could be extracted.

Second, the term *disruptive technologies* [17] has been qualitatively defined, but not quantitatively delimited. Such a research effort is necessary in order to delimit the dummy variable d_i (that takes the value 0 when no disruptive technology is used, and 1 otherwise). Again, such a quantitative delimitation could be drawn by determining a threshold value in the aforementioned ratio between Z_B and Z_A .

Third, and consequently, this article formally modeled an extension to the GL model, but it did not simulate or empirically test our suggested extension. We decided to leave this operationalization to future research as we wanted to focus on the generalizability of the model. Any simulation or empirical operationalization requires a specification of the above-mentioned productivity parameters α_i and β_i of each technology considered for investment, as well as the specification of the dummy variable d_i for classifying which technologies are considered disruptive (and when). Such choices make the model more specific to particular assumptions about technological and productivity contexts. Hence, we suggest that our model should be operationalized by a series of different simulations and empirical tests, rather than by one illustrative simulation run. Given the fact that specifications of such simulations and/or empirical tests would require multiple cases and thus multiple contexts (and thus multiple articles). Nevertheless, we recommend that future research simulates, tests and develops further the model we proposed here.

Fourth, the security-breach probability function S'_i that we employed in this work can be replaced by many other families of more complex functions. In this research, we selected the first family of security-breach probability function proposed by [20], namely S^f . However, in reality, adding more families of functions could enrich the analysis (e.g., [28]).

Once the aforementioned points are defined by empirical analyzes and field surveys, further research could propose to simulate a multi-player and multi-period game (e.g., [23]) that models the cyber-security for CIP in the era of disruptive technologies. Such research – by collecting simulated data and quantitatively analyzing them – would contribute to complement the theoretical approach presented in this article, hence test the intuition of our theoretical development.

References

1. ALCARAZ, C., AND ZEADALLY, S. Critical infrastructure protection: Requirements and challenges for the 21st century. 53–66.
2. AMINI, L., CHRISTODORESCU, M., COHEN, M. A., PARTHASARATHY, S., RAO, J., SAILER, R., SCHALES, D. L., VENEMA, W. Z., AND VERSCHEURE, O. Adaptive cyber-security analytics. Tech. rep., 2015. US Patent 9,032,521.
3. ANDERSON, R. Why information security is hard – an economic perspective. In *Seventeenth Annual Computer Security Applications Conference (2001)*, IEEE, pp. 358–365.
4. ANDERSON, R., BARTON, C., BÖHME, R., CLAYTON, R., VAN EETEN, M. J. G., LEVI, M., MOORE, T., AND SAVAGE, S. Measuring the cost of cybercrime. In *The Economics of Information Security and Privacy*, R. Böhme, Ed. Springer, 2013, pp. 265–300.
5. ANDERSON, R., AND FULORIA, S. Security economics and critical national infrastructure. In *Economics of Information Security and Privacy*, T. Moore, D. Pym, and C. Ioannidis, Eds. Springer, 2010, pp. 55–66.
6. ANDERSON, R., AND MOORE, T. The economics of information security. 610–613.
7. ANDERSON, R. J. *Security Engineering: A Guide to Building Dependable Distributed Systems*. John Wiley & Sons, 2010.
8. AZORIN, P. Cybersecurity & data privacy trends in 2020.
9. BARNEY, J. Firm resources and sustained competitive advantage. 99–120.
10. BARYSHNIKOV, Y. IT security investment and gordon-loeb’s 1/e rule. In *2012 Workshop on the Economics of Information Security (2012)*.
11. BHATT, S., MANADHATA, P. K., AND ZOMLOT, L. The operational role of security information and event management systems. 35–41.
12. BÖHME, R. *The Economics of Information Security and Privacy*. Springer, 2013.
13. CAMPBELL, K., GORDON, L. A., LOEB, M. P., AND ZHOU, L. The economic cost of publicly announced information security breaches: Empirical evidence from the stock market. 431–448.
14. CARDENAS, A. A., MANADHATA, P. K., AND RAJAN, S. P. Big data analytics for security. 74–76.
15. CASAS, P., SORO, F., VANERIO, J., SETTANNI, G., AND D’ALCONZO, A. Network security and anomaly detection with big-dama, a big data analytics framework. In *IEEE 6th International Conference on Cloud Networking (CloudNet’17) (2017)*, IEEE, pp. 1–7.
16. CHEN, H., CHIANG, R. H. L., AND STOREY, V. C. Business intelligence and analytics: From big data to big impact. 1165–1188.
17. CHRISTENSEN, C. M., RAYNOR, M., AND McDONALD, R. What is disruptive innovation? 44–53.
18. CUI, B., AND HE, S. Anomaly detection model based on hadoop platform and weka interface. In *10th International Conference on Innovative Mobile and Internet Services in Ubiquitous Computing (IMIS’16) (2016)*, IEEE, pp. 84–89.
19. FOREST, E., SCHMIDT, F., AND MCINTOSH, E. Introduction to the polymorphic tracking code. 2002.
20. GORDON, L. A., AND LOEB, M. P. The economics of information security investment. 438–457.
21. GORDON, L. A., LOEB, M. P., LUCYSHYN, W., AND RICHARDSON, R. 2005 csi/fbi computer crime and security survey. 1.

22. GORDON, L. A., LOEB, M. P., LUCYSHYN, W., AND ZHOU, L. Externalities and the magnitude of cyber security underinvestment by private sector firms: A modification of the gordon-loeb model. 24–30.
23. GROSSKLAGS, J., CHRISTIN, N., AND CHUANG, J. Secure or insure?: A game-theoretic analysis of information security games. In *Proceeding of the 17th International Conference on World Wide Web* (2008), ACM Press, pp. 209–218.
24. HERATH, H. S., AND HERATH, T. C. Investments in information security: A real options perspective with bayesian postaudit. 337–375.
25. HOLM, H. Signature-based intrusion detection for zero-day attacks: (not) a closed chapter? In *47th Hawaii International Conference on System Sciences* (2014), IEEE, pp. 4895–4904.
26. JERMAN-BLAŽIČ, B., ET AL. Quantitative model for economic analyses of information security investment in an enterprise information system. 276–288.
27. LANEY, D. 3d data management: Controlling data volume, velocity and variety. 1.
28. LELARGE, M. Coordination in network security games: a monotone comparative statics approach. 2210–2219.
29. LI, J., AND SU, X. Making cost effective security decision with real option thinking. In *International Conference on Software Engineering Advances (ICSEA 2007)* (2007), IEEE, pp. 14–14.
30. MOORE, T., KENNEALLY, E., COLLETT, M., AND THAPA, P. Valuing cybersecurity research datasets. In *Proceedings of the Workshop on the Economics of Information Security (WEIS'19)* (2019), pp. 1–27.
31. OBAMA, B. Executive order (13636) – improving critical infrastructure cybersecurity, 2013.
32. OECD. *Cybersecurity Policy Making at a Turning Point: Analysing a New Generation of National Cybersecurity Strategies for the Internet Economy*. OECD Publishing, 2012.
33. PENROSE, E. *The Theory of the Growth of the Firm*, 4 ed. Oxford University Press, 2009.
34. SAIT, S. Y., BHANDARI, A., KHARE, S., JAMES, C., AND MURTHY, H. A. Multi-level anomaly detection: Relevance of big data analytics in networks. 1737–1767.
35. SATHI, A. *Big Data Analytics: Disruptive Technologies for Changing the Game*. Mc Press, 2012.
36. SCHATZ, D., AND BASHROUSH, R. Economic valuation for information security investment: a systematic literature review. 1205–1228.
37. SERFOZO, R. F. An equivalence between continuous and discrete time markov decision processes. 616–620.
38. SHIRTZ, D., AND ELOVICI, Y. Optimizing investment decisions in selecting information security remedies. 95–112.
39. SINGH, J., AND NENE, M. J. A survey on machine learning techniques for intrusion detection systems. 4349–4355.
40. SMERALDI, F., AND MALACARIA, P. How to spend it: optimal investment for cyber security. In *Proceedings of the 1st International Workshop on Agents and CyberSecurity* (2014), ACM, p. 8.
41. SOWA, J. F. *Conceptual Structures: Information Processing in Mind and Machine*, 1 ed. Systems Programming Series. U.S. Department of Energy Office of Scientific and Technical Information, 1983.
42. TEECE, D. J. A capability theory of the firm: an economics and (strategic) management perspective. 1–43.

43. TERZI, D. S., TERZI, R., AND SAGIROGLU, S. Big data analytics for network anomaly detection from netflow data. In *International Conference on Computer Science and Engineering (UBMK'17)* (2017), IEEE, pp. 592–597.
44. TRUMP, D. Presidential executive order (13800) – strengthening the cybersecurity of federal networks and critical infrastructure, 2017.
45. WANG, Y., WANG, Y., LIU, J., AND HUANG, Z. A network gene-based framework for detecting advanced persistent threats. In *Ninth International Conference on P2P, Parallel, Grid, Cloud and Internet Computing (3PGCIC'14)* (2014), IEEE, pp. 97–102.
46. WEINBERGER, S. Computer security: Is this the start of cyberwarfare? 142–145.
47. WILLEMSON, J. Extending the gordon and loeb model for information security investment. In *2010 International Conference on Availability, Reliability and Security* (2010), IEEE, pp. 258–261.
48. ZHOU, L., LOEB, M. P., GORDON, L. A., AND LUCYSHYN, W. Empirical evidence on the determinants of cybersecurity investments in private sector firms. 720–726.