

RLBWT Tricks

Nathaniel K. Brown*, Travis Gagie* and Massimiliano Rossi†

*Dalhousie University
6050 University Ave
Halifax, NS B3H 1W5, Canada
{nathaniel.brown,travis.gagie}@dal.ca

†University of Florida
P.O. Box 116120
Gainesville, FL 32611, USA
rossi.m@ufl.edu

Abstract

Experts would probably have guessed that compressed sparse bitvectors were an essential component of pan-genomic indexes based on the run-length compressed Burrows-Wheeler Transform — until Nishimoto and Tabei (2021) recently showed how to replace them. In this paper we experimentally demonstrate the practicality of part of their result and adapt fractional cascading to obtain a similar result for the positional Burrows-Wheeler Transform.

1 Introduction

The FM-index [1] is the basis for key tools in computational genomics, such as the popular short-read aligners BWA [2] and Bowtie [3], and is probably now the most important application of the Burrows-Wheeler Transform (BWT) [4]. As genomic databases have grown and researchers and clinicians have realized that using only one or a few reference genomes biases their results and diagnoses, interest in computational pan-genomics has surged and versions of the FM-index based on the run-length compressed BWT (RLBWT) [5] have been developed that can index thousands of genomes in reasonable space [6–8]. Those versions have all relied heavily on compressed sparse bitvectors, however, which are inherently slower than the bitvectors used in regular FM-indexes (see [9] for details). Experts would probably have guessed that sparse bitvectors were an essential component for RLBWT-based pan-genomic indexes — until Nishimoto and Tabei [10] recently showed how to replace them with theoretically more efficient alternatives.

In this paper we focus on the first part of Nishimoto and Tabei’s result: we demonstrate experimentally that we can reduce the time for basic queries on an RLBWT by 22% with only a 24% increase in space, by replacing queries on sparse bitvectors by table lookups, sequential scans, and queries on relatively short uncompressed bitvectors. We have not yet implemented the second part of their result, which bounds the lengths of the sequential scans at the cost of increasing the space slightly; however, while studying it, we realized how we can adapt fractional cascading [11, 12] to replace sparse bitvectors when working with Durbin’s positional BWT (PBWT) [13], another important tool in pan-genomics.

The rest of this paper is laid out as follows: in Section 2 we present the two parts of Nishimoto and Tabei’s result and explain how they relate to RLBWT-based pan-genomic indexes; in Section 3 we present our experimental results; and in Section 4 we describe how to adapt fractional cascading to speed up the PBWT.

2 Nishimoto and Tabei's Result

Suppose we want to compactly store a permutation π on $\{0, \dots, n-1\}$ such that we can evaluate $\pi(i)$ quickly when given i . If π is chosen arbitrarily then $\Theta(n)$ space is necessary to store it in the worst case, and sufficient to allow constant-time evaluation. If the sequence $\pi(0), \pi(1), \pi(2), \dots, \pi(n-1)$ consists of a relatively small number b of unbroken incrementing subsequences, however — meaning $\pi(i+1) = \pi(i) + 1$ whenever $\pi(i)$ and $\pi(i+1)$ are in the same subsequence — then we can store π in $O(b)$ space and evaluate it in $O(\log \log n)$ time. To do this, we simply store in an $O(b)$ -space predecessor data structure with $O(\log \log n)$ query time — such as a compressed sparse bitvector — each value i such that $\pi(i)$ is the head of one of those subsequences, with $\pi(i)$ as satellite data; we evaluate any $\pi(i)$ in $O(\log \log n)$ time as

$$\pi(i) = \pi(\text{pred}(i)) + i - \text{pred}(i).$$

Nishimoto and Tabei first proposed a simple alternative $O(b)$ -space representation:¹ we store a sorted table in which, for each subsequence head p , there is quadruple: p ; the length of the subsequence starting with p ; $\pi(p)$; and the index of the subsequence containing $\pi(p)$.

If we know the index of the subsequence containing i then we can look up the quadruple for that subsequence and find both its head p and $\pi(p)$, then compute $\pi(i) = \pi(p) + i - p$ in constant time. If we want to compute $\pi^2(i)$ the same way, however, we should compute the index of the subsequence containing $\pi(i)$, since $\pi(i)$ may be in a later subsequence than $\pi(p)$. To do this, we look up the quadruple for the subsequence containing $\pi(p)$ (which takes constant time since we have its index) and find its head and length, from which we can tell if $\pi(i)$ is in the subsequence. If it is not, we continue reading and checking the quadruples for the following subsequences (which takes constant time for each one, since they are next in the table) until we find the one that does contain $\pi(i)$.

Sequentially scanning the table to find the quadruple for the subsequence containing $\pi(i)$ could take $\Omega(b)$ time in the worst case, so Nishimoto and Tabei then proved the following result, which implies we can artificially divide some of the subsequences before building the table, such that all the sequential scans are short. We still find their proof surprising, so we have included a summary of it in Appendix A.

Theorem 1 (Nishimoto and Tabei [10]). *Let π be a permutation on $\{0, \dots, n-1\}$,*

$$P = \{0\} \cup \{i : 0 < i \leq n-1, \pi(i) \neq \pi(i-1) + 1\},$$

and $Q = \{\pi(i) : i \in P\}$. For any integer $d \geq 2$, we can construct P' with $P \subseteq P' \subseteq \{0, \dots, n-1\}$ and $Q' = \{\pi(i) : i \in P'\}$ such that

- *if $q, q' \in Q'$ and q is the predecessor of q' in Q' , then $|[q, q') \cap P'| < 2d$,*
- *$|P'| \leq \frac{d|P|}{d-1}$.*

¹We may have taken some artistic license with their format.

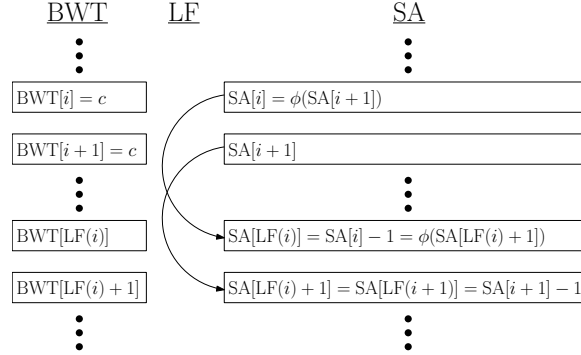


Figure 1: An illustration of why $\text{BWT}[i] = \text{BWT}[i + 1]$ implies $\phi(\text{SA}[i + 1]) = \phi(\text{SA}[i + 1] - 1) + 1$.

To discuss how Theorem 1 relates to RLBWTs, we first recall the definitions of the suffix array (SA), the BWT, the LF mapping and ϕ for a text $T[0..n - 1]$:

- $\text{SA}[i]$ is the starting position of the lexicographically i th suffix of T ;
- $\text{BWT}[i]$ is the character immediately preceding that suffix;
- $\text{LF}(i)$ is the position of $\text{SA}[i] - 1$ in SA;
- $\phi(i)$ is the value that precedes i in SA.

For convenience we assume T ends with a special symbol $T[n - 1] = \$$ that occurs nowhere else, we consider strings and arrays as cyclic and we work modulo n .

It is not difficult to see that LF and ϕ (and thus also LF^{-1} and ϕ^{-1}) are permutations that can be divided into at most r of unbroken incrementing subsequences, where r is the number of runs in the BWT.² First, if $\text{BWT}[i] = \text{BWT}[i + 1]$ then $\text{LF}(i + 1) = \text{LF}(i) + 1$, so there are at most r values for which $\text{LF}(i + 1) \neq \text{LF}(i) + 1$. Second, if $\text{BWT}[i] \neq \text{BWT}[i + 1]$ so $\text{LF}(i + 1) = \text{LF}(i) + 1$ then

$$\text{SA}[\text{LF}(i)] = \phi(\text{SA}[\text{LF}(i + 1)])$$

and, as illustrated in Figure 1,

$$\phi(\text{SA}[i + 1]) = \text{SA}[i] = \text{SA}[\text{LF}(i)] + 1 = \phi(\text{SA}[\text{LF}(i + 1)]) + 1 = \phi(\text{SA}[i + 1] - 1) + 1$$

or, choosing $i' = \text{SA}[i + 1] - 1$, we have $\phi(i' + 1) = \phi(i') + 1$. It follows that there are at most r values for which $\phi(i' + 1) \neq \phi(i') + 1$. Nishimoto and Tabei's result therefore gives us $O(r)$ -space data structures supporting LF, ϕ , LF^{-1} and ϕ^{-1} in constant time.

As a practical aside we note that, although applying Theorem 1 means we store quadruples for sub-runs in the BWT, we can store with them the indexes of the maximal runs containing them and thus, for example, store SA samples in an r -index only at the boundaries of maximal runs and not sub-runs.

²Realizing this about ϕ , however, led directly to Gagie, Navarro and Prezza's r -index [6].

The queries needed for most RLBWT-based pan-genomic indexes³ can be implemented using LF, ϕ , ϕ^{-1} and access, rank and select queries on the string $R[0..r-1]$ in which $R[i]$ is the distinct character appearing in the i th run in BWT, which can be supported with a wavelet tree on R . Of course that wavelet tree uses bitvectors, but even with uncompressed bitvectors it takes only $r \lg \sigma + o(r \log \sigma)$ bits, where σ is the size of the alphabet (usually 4 for genomics and pan-genomics), and supports those queries in $O(\log \sigma)$ time (or constant time when $\sigma = \log^{O(1)} n$).

3 Experiments

Standard FM-indexes are particularly good at counting queries, both in theory and in practice, and counting was also the first query supported quickly and in small space by RLBWT-based versions of the FM-index [5] (time- and space-efficient reporting was developed much later [6]). It seems appropriate, therefore, to test with counting queries our implementation of the first part of Nishimoto and Tabei’s result, comparing it to an RLBWT [6] and RLCSA [5]. We have not yet implemented the second part of Nishimoto and Tabei’s result because we correctly expected their idea of table lookup (perhaps modified slightly) to be interesting and practical by itself.

A counting query for pattern $S[0..m-1]$ in text $T[0..n-1]$ returns the number of occurrences of S in T , by backward searching for S and returning the length of the BWT interval containing the characters preceding occurrences of S in T . We can implement a backward step using access to the string R described in Section 2, up to 2 rank queries and 2 select queries on R , and 2 LF queries.

Suppose the interval $\text{BWT}[s..e]$ contains the characters preceding occurrences of $S[i+1..m-1]$ in T and we know both the indices j_s and j_e of the runs containing $\text{BWT}[s]$ and $\text{BWT}[e]$, and the offsets of those characters in those runs. We need not assume we know s and e themselves. If $R[j_s] = S[i]$ then the BWT interval containing the characters preceding occurrences of $S[i..m-1]$ in T , starts at $\text{BWT}[\text{LF}(s)]$. Otherwise, it starts at $\text{BWT}[\text{LF}(s')]$, where s' is the first character in run

$$j_{s'} = R.\text{select}_{S[i]}(R.\text{rank}_{S[i]}(j_s) + 1).$$

Symmetrically, if $R[j_e] = S[i]$ then the interval ends at $\text{BWT}[\text{LF}(e)]$; otherwise, it ends at $\text{BWT}[\text{LF}(e')]$, where e' is the last character in run

$$j_{e'} = R.\text{select}_{S[i]}(R.\text{rank}_{S[i]}(j_e)).$$

³For example, for the recent pan-genomic index MONI [8], we need LF, ϕ , ϕ^{-1} and access to so-called thresholds. A threshold for a consecutive pair of runs of the same character in BWT is a position of a minimum LCP value in the interval between those runs. If we know the index of the run containing a particular character $\text{BWT}[i]$ and its offset in that run, and we want to know whether it is before or after the threshold for the pair of runs of another character c bracketing $\text{BWT}[i]$, then we can find in $O(\log \sigma)$ time the index of the preceding run of c ; if we have the index of the run containing the threshold and its offset in that run stored with that preceding run of c s, then we can tell immediately if $\text{BWT}[i]$ is before or after the threshold.

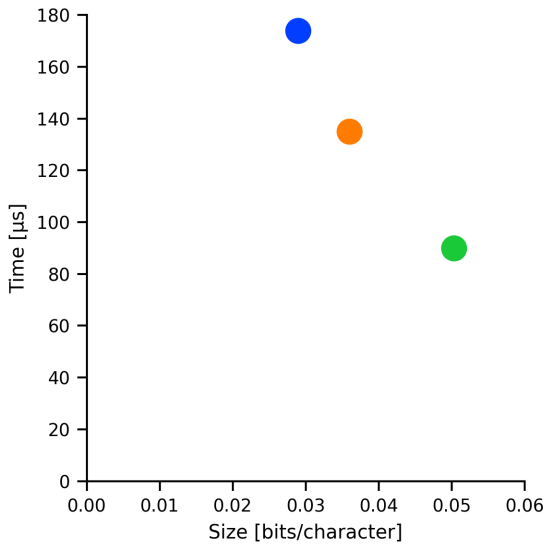


Figure 2: The time per query to count the occurrences in 512 chromosome 19s of 10000 randomly-chosen substrings of length 100 each, using table lookup (orange), an RLBWT [6] (blue) and RLCSA [5] (green).

(If $j_{s'} > j_{e'}$ then $S[i..m-1]$ does not occur in T .) We could support access, rank and select on R using a single wavelet tree, as described in Section 2, but to mitigate cache effects, we split R into blocks of 2^{20} characters each and store a wavelet tree for each block.

We implement LF to take its argument as a run-offset pair, and return its output in the same way, by building a table of triples with a triple for each run: the length of the run; the index of the run containing $\text{BWT}[\text{LF}(p)]$, where $\text{BWT}[p]$ is the first character in the run; and the offset of $\text{BWT}[\text{LF}(p)]$ in that run. If we know the offset of $\text{BWT}[j]$ in the same run as $\text{BWT}[p]$, then we can find the index of the run containing $\text{BWT}[\text{LF}(j)]$ and its offset in that run using a sequential scan, essentially as described in Section 2.

We also break the tables into blocks of 2^{20} triples, again to mitigate cache effects, and store each block with the corresponding wavelet tree. For each block, we store the lists of lengths and offsets using directly-addressable codes (see [9]); we divide the list of indices into σ sublists, each containing the indices from rows corresponding to runs of a distinct character, and store each sublist as the first index and an uncompressed bitvector in which the number of 0s before the k th 1 is the offset from the first pointer to the k th. For each block B in R and distinct character c , we store at the beginning and end of B the rows of the table corresponding to the last run of c s before B and the first run of c s after B (since those runs could be $j_{s'}$ and $j_{e'}$ in the equations above).

We indexed sets of 512 haplotypes of chromosome 19 from the 1000 Genomes Project [14] and performed counting queries for 10000 randomly chosen substrings each of length 100. Our results are shown in Figure 2. Our code was written in C++ and compiled with flags `-O3 -DNDEBUG -funroll-loops -msse4.2` using data structures from `sdsl-lite` [15]. We performed our experiments on a server with an Intel® Xeon® Silver 4214 CPU running at 2.20GHz with 32 cores and 100 GB of memory. Our code is available at <https://github.com/drnatebrown/r-index-f.git>.

Our implementation of the first part of Nishimoto and Tabei’s result took 0.036 bits per character and answered count queries in an average of 135 microseconds each. As expected, an RLBWT took slightly less space (0.029 bit per character) but more query time (174 microseconds per query). On the other hand, the RLCSA was larger than our implementation (0.050 bits per character) but even faster (90 microseconds per query). In the full version of this paper we will investigate using table lookup to

speed up also RLCSA; however, adding support for ϕ and ϕ^{-1} to the RLCSA is still an open problem.

4 Fractional Cascading on the PBWT

While trying to understand the proof of Theorem 1, we devised the following randomized construction that gives a weaker result: suppose that, for each point $p \in P$, with some given positive probability $\alpha < 1$ we copy p to an initially empty set D_0 ; for $i \geq 0$ and each point $p \in D_i$, with probability α we copy p to an initially empty set D_{i+1} ; when no points are copied, we set $Q' = Q \cup \{p : p \in \bigcup_{i \geq 0} D_i\}$ and $P' = \{\pi^{-1}(q) : q \in Q'\}$. The expected number of times each $p \in P$ is copied is $1/\alpha$, so the expected size of P' is $(1 + \frac{1}{\alpha}) |P|$. If $q, q' \in Q'$ and q is the predecessor of q' in Q' , then each $p \in (q, q') \cap P'$ was *not* copied, so the expected size of $[q, q') \cap P'$ is at most $1 + \frac{1}{1-\alpha}$.

Norbert Zeh [personal communication] pointed out that our construction is reminiscent of fractional cascading, which led us to realize we can adapt fractional cascading to replace sparse bitvectors when working with Durbin’s positional BWT (PBWT) [13], which he introduced to compress and index matrices representing sets of genomic sequences containing the same variation sites, with the value in row i and column j indicating which variation is present in the i th sequence at the j th variation site. Explaining the PBWT’s applications to pan-genomics is beyond the scope of this paper, but Durbin observed that “on large datasets [the PBWT] compresses with run-length encoding by more than a factor of a hundred smaller than using `gzip` on the raw data”.

Durbin defined the PBWT of an $m \times n$ binary matrix M to be the $m \times n$ matrix in which the first column is the first column of M and, for $i > 1$, the i th column is obtained by stably sorting the rows of M into the co-lexicographic of their prefixes of length $i - 1$, and then taking the i th column of the resulting matrix. The definition generalizes to non-binary matrices but most variation sites are bi-allelic so in practice most input matrices are binary.

Figure 3, copied from Durbin’s paper, illustrates how we compute the 12th- and 11th-to-last columns in the PBWT of the matrix shown, and Figure 4 shows the last 12 columns of the PBWT, each in black except for the bit from row 9 of the original matrix (counting from 0), which is red, with the sorted bits of the previous column to the left in grey. (Because of the way Durbin sorted the rows of the matrix in Figure 3, the first column in Figure 4 matches the 12th-to-last column in that matrix; the second column in Figure 4 matches the transformed 11th-to-last column in the matrix, shown to the right of the matrix.) The grey boxes show how the bits in the runs in each column stay together when the column is stably sorted.

Let $1 \leq j < m$, let π_j be the permutation that stably sorts the bits of the j th column of the PBWT for an $m \times n$ matrix M . Notice π_j can be stored in space proportional to the number of runs in the j th column of the PBWT, and the positions in the columns of the PBWT of the bits in the i th row of M are

$$i, \pi_1(i), \pi_2(\pi_1(i)), \dots, \pi_{m-1}(\dots(\pi_2(\pi_1(i))\dots)).$$




Figure 3: How we compute the 12th- and 11th-from-last columns in the PBWT of the matrix shown (copied from [13]).




Figure 4: The last 12 columns of the PBWT of the matrix in Figure 3, each shown in black except for the bit from row 9 of that original matrix, which is red, with the sorted bits of the previous column to the left in grey. The grey boxes show how the bits in the runs in each column stay together when the column is stably sorted.

In Figure 4, for example, the red bit in the first column is in row 9 and in each subsequent column the red bit is aligned with the grey bit corresponding to the red bit in the previous column.

Extracting the bits of the i th row of M reduces to iteratively applying π_1, \dots, π_{m-1} , corresponding to iteratively apply LF in a standard BWT. (In this paper we consider only extraction, but our results can easily be applied to speed up other PBWT queries.) We can do this by storing a sparse bitvector for each column, but then we use $O(\log \log m)$ time per column.

Suppose we build a set of m tables in which the m th table stores only the positions of the run-heads in the m th column and, for $1 \leq j < m$, the i th row of the j th table stores a triple: the position p of the i th run-head in the j th column of the PBWT; $\pi_j(p)$; and the index of the run containing bit $\pi_j(p)$ in the $(j + 1)$ st column of the PBWT. Figure 5 shows the tables for Figure 4.

We can extract the bits of the i th row of M by finding the row of the first table that starts with the position p of the head of the run containing bit i in first column of the PBWT, computing $\pi_1(i) = \pi_1(p) + i - p$, looking up the row for the run containing bit $\pi_1(p)$ in the the second table and scanning down the table until we find the row for the run containing bit $\pi_1(i)$ — and then repeating this procedure for each column. In Figure 5, the rows in red contain the information we need to extract the bits in row 9 of the matrix whose PBWT is shown in Figure 4; where they differ from the rows at which we arrive by table lookup, the latter are shown in blue.

Looking at Figure 5, we can see that in the 6th and 9th tables we need to scan several rows before finding the ones we want. We do not see how Theorem 1 can solve this, but a slight variation of fractional cascading does: starting at the last table and working backwards, for the j th table we choose every d th row, apply π_{j-1}^{-1} to its first value p , and (unless it is already there) insert in the $(j - 1)$ st table a triple $(\pi_{j-1}^{-1}(p), p, i)$, where i is the index of the row we chose in the j th table.⁴

Doing this increases the total number of rows in all the tables by a factor of at most $(1 + \frac{1}{d})$ and guarantees we never need to check more than d rows in any table when extracting a row of M . Figure 6 shows the effect of this variation of fractional cascading on the tables in Figure 5, with $d = 2$.

Acknowledgments

Many thanks to Omar Ahmed, Christina Boucher and Ben Langmead, and especially to Norbert Zeh for reminding us about fractional cascading. This work was funded by NSERC Discovery Grant RGPIN-07185-2020.

- [1] Paolo Ferragina and Giovanni Manzini, “Indexing compressed text,” *J. ACM*, pp. 552–581, 2005.
- [2] Heng Li and Richard Durbin, “Fast and accurate short read alignment with Burrows–Wheeler transform,” *Bioinformatics*, pp. 1754–1760, 2009.

⁴In fact we need only do this when a grey box on the left of a column spans more than d grey boxes on the right.

	table 1	table 2	table 3	table 4	table 5	table 6
0	0 9 3	0 11 4	0 0 0	0 0 0	0 0 0	0 14 2
1	8 0 0	4 0 0	2 15 2	11 19 2	11 17 5	2 0 0
2	9 17 5	7 15 4	3 2 0	12 11 1	14 11 5	3 16 2
3	11 1 0	9 3 2	4 16 2			5 1 0
4	16 19 5	10 17 4	8 3 0			8 18 2
5	17 6 1	13 4 3				10 4 2

	table 7	table 8	table 9	table 10	table 11	table 12
0	0 0 0	0 0 0	0 7 4	0 13 1	0 17 2	0
1	2 19 3	2 16 4	7 0 0	2 0 0	3 0 0	6
2	3 2 1	3 2 0	10 14 7	3 15 1		7
3		17 17 4	12 3 2	5 1 0		
4			16 16 7	7 17 1		
5				9 3 1		
6				10 19 1		
7				11 4 1		

Figure 5: Our tables for Figure 4. The rows in red contain the information we need to extract the bits in row 9 of the matrix whose PBWT is shown in that figure; where they differ from the rows at which we arrive by table lookup, the latter are shown in blue.

	table 1	table 2	table 3	table 4	table 5	table 6
0	0 9 5	0 11 4	0 0 0	0 0 0	0 0 0	0 14 3
1	4 13 7	4 0 0	2 15 4	2 2 1	2 2 1	2 0 0
2	8 0 0	6 2 1	3 2 1	8 8 3	5 5 3	3 16 4
3	9 17 7	7 15 4	4 16 4	11 19 6	8 8 5	5 1 0
4	11 1 0	8 16 5	8 3 1	12 11 4	11 17 7	6 2 1
5	14 4 1	9 3 2	16 11 3	15 14 5	14 11 6	8 18 4
6	16 19 7	10 17 5			18 15 7	10 4 2
7	17 6 2	13 4 3				15 9 3
8	18 7 3					

	table 7	table 8	table 9	table 10	table 11	table 12
0	0 0 0	0 0 0	0 7 4	0 13 2	0 17 2	0
1	2 19 6	2 16 8	2 9 5	2 0 0	3 0 0	6
2	3 2 1	3 2 1	4 11 7	3 15 2	9 6 1	7
3	9 8 3	8 7 3	7 0 0	5 1 0		
4	16 15 5	11 10 5	9 2 1	7 17 2		
5		15 14 7	10 14 7	9 3 1		
6		17 17 8	12 3 2	10 19 2		
7			14 5 3	11 4 1		
8			16 16 7			

Figure 6: The tables in Figure 5 after we have applied our variation of fractional cascading with $d = 2$. The rows in red again contain the information we need; those in blue show where table lookup sends us to the predecessor of the row we want so we must scan down 1.

- [3] Ben Langmead, Cole Trapnell, Mihai Pop, and Steven L Salzberg, “Ultrafast and memory-efficient alignment of short DNA sequences to the human genome,” *Genome biology*, pp. 1–10, 2009.
- [4] Michael Burrows and David J. Wheeler, “A block-sorting lossless data compression algorithm,” Tech. Rep. 124, DEC, 1994.
- [5] Veli Mäkinen, Gonzalo Navarro, Jouni Sirén, and Niko Välimäki, “Storage and retrieval of highly repetitive sequence collections,” *J. Computational Biology*, pp. 281–308, 2010.
- [6] Travis Gagie, Gonzalo Navarro, and Nicola Prezza, “Fully functional suffix trees and optimal text searching in BWT-runs bounded space,” *J. ACM*, pp. 2:1–2:54, 2020.
- [7] Alan Kuhnle, Taher Mun, Christina Boucher, Travis Gagie, Ben Langmead, and Giovanni Manzini, “Efficient construction of a complete index for pan-genomics read alignment,” *J. Computational Biology*, pp. 500–513, 2020.
- [8] Massimiliano Rossi, Marco Oliva, Ben Langmead, Travis Gagie, and Christina Boucher, “MONI: a pangenomics index for finding MEMs,” in *RECOMB*, 2021, to appear.
- [9] Gonzalo Navarro, *Compact data structures: A practical approach*, Cambridge University Press, 2016.
- [10] Takaaki Nishimoto and Yasuo Tabei, “Optimal-time queries on BWT-runs compressed indexes,” in *ICALP*, 2021, pp. 101:1–101:15.
- [11] Bernard Chazelle and Leonidas J. Guibas, “Fractional cascading: I. A data structuring technique,” *Algorithmica*, pp. 133–162, 1986.
- [12] Bernard Chazelle and Leonidas J. Guibas, “Fractional cascading: II. Applications,” *Algorithmica*, pp. 163–191, 1986.
- [13] Richard Durbin, “Efficient haplotype matching and storage using the positional Burrows-Wheeler transform (PBWT),” *Bioinformatics*, pp. 1266–1272, 2014.
- [14] The 1000 Genomes Project Consortium, “A global reference for human genetic variation,” *Nature*, pp. 68–74, 2015.
- [15] Simon Gog, Timo Beller, Alistair Moffat, and Matthias Petri, “From theory to practice: Plug and play with succinct data structures,” in *SEA*, 2014, pp. 326–337.

A Proof of Theorem 1

Proof. We start by setting $P_0 = P$ and $Q_0 = Q$. Suppose at some point we have P_i and $Q_i = \{\pi(i) : i \in P_i\}$. If there do not exist $q, q' \in Q_i$ such that q is the predecessor of q' in Q_i and $|[q, q'] \cap P_i| \geq 2d$, then we stop and return $P' = P_i$ and $Q' = Q_i$; otherwise, we choose some such q and q' .

We choose the $(d+1)$ st largest element p in $[q, q'] \cap P_i$ and set $P_{i+1} = P_i \cup \{\pi^{-1}(p)\}$ and $Q_{i+1} = Q_i \cup \{p\} = \{\pi(i) : i \in P_{i+1}\}$. Since $q < p < q'$ we have $p \notin Q_i$ and so $\pi^{-1}(p) \notin P_i$. Therefore, $|P_{i+1}| = |P_i| + 1$ and so, by induction, $|P_{i+1}| = |P| + i + 1$.

Let E_i be the set of intervals $[u, u')$ such that $u, u' \in Q_i$ and u is the predecessor of u' in Q_i and $|[u, u'] \cap P_i| \geq d$, and let E_{i+1} be the set of intervals $[u, u')$ such that $u, u' \in Q_{i+1}$ and u is the predecessor of u' in Q_{i+1} and $|[u, u'] \cap P_{i+1}| \geq d$. Since $E_{i+1} = (E_i \setminus \{[q, q']\}) \cup \{[q, p], [p, q']\}$, we have $|E_{i+1}| = |E_i| + 1$ and, by induction, $|E_{i+1}| \geq i + 1$.

Since the intervals in E_{i+1} are disjoint and each contain at least d elements of P_{i+1} , we have $|P_{i+1}| \geq d|E_{i+1}| \geq d(i + 1)$. Since $|P_{i+1}| = |P| + i + 1$ and $|P_{i+1}| \geq d(i + 1)$, we have $|P| + i + 1 \geq d(i + 1)$ and thus $i + 1 \leq \frac{|P|}{d-1}$ and $|P_{i+1}| = |P| + i + 1 \leq \frac{d|P|}{d-1}$. It follows that we find P' and Q' after at most $\frac{P}{d-1}$ steps. \square