

# ASSESSMENT OF HIGH-ORDER IMEX METHODS FOR INCOMPRESSIBLE FLOW

MONTADHAR GUESMI<sup>†</sup>, MARTINA GROTTESCHI<sup>‡</sup>, JÖRG STILLER<sup>‡</sup>

**ABSTRACT.** This paper investigates the competitiveness of semi-implicit Runge-Kutta (RK) and spectral deferred correction (SDC) time-integration methods up to order six for incompressible Navier-Stokes problems in conjunction with a high-order discontinuous Galerkin method for space discretization. It is proposed to harness the implicit and explicit RK parts as a partitioned scheme, which provides a natural basis for the underlying projection scheme and yields a straight-forward approach for accommodating nonlinear viscosity. Numerical experiments on laminar flow, variable viscosity and transition to turbulence are carried out to assess accuracy, convergence and computational efficiency. Although the methods of order 3 or higher are susceptible to order reduction due to time-dependent boundary conditions, two third-order RK methods are identified that perform well in all test cases and clearly surpass all second-order schemes including the popular extrapolated backward difference method. The considered SDC methods are more accurate than the RK methods, but become competitive only for relative errors smaller than ca  $10^{-5}$ .

## 1. INTRODUCTION

High-order discretization methods enjoy increasing popularity because of their low dispersion errors and superior convergence properties [5, 6, 16, 47, 54, 58]. However, many studies use high order (3 to 16) in space, whereas time integration is often conducted with schemes of order 2, only. As the resolution of simulations increases, this approach requires extremely small time steps to match the temporal and spatial accuracy. High-order time-integration methods promise higher accuracy with larger steps and lower cost, which shall be assessed in the present paper.

While explicit methods offer the simplest approach, they become infeasible with growing spatial order due to the worsening stiffness of the diffusion terms [10, 28]. This leaves the choice between implicit and semi-implicit methods, depending on the treatment of the convective terms. Stable implicit methods exist for virtually any order and possess the advantage of choosing the time step only according to accuracy or physical criteria [21]. Several authors used Diagonally Implicit Runge-Kutta (DIRK) methods for simulation of compressible flows, e.g. [4, 26, 42, 43, 45, 56]. The application of implicit Runge-Kutta (IRK) methods to incompressible flows is more complicated due to the quasi-static nature of the continuity equation, but was investigated in [4, 24, 40]. In most of these studies, the order of convergence reached 3 to 5, although methods up to order 10 were considered in [48]. As an alternative to IRK, variational methods such as Discontinuous Galerkin methods in time and space-time element methods are gaining interest [1, 54]. They use a polynomial expansion in time which makes them inherently implicit and capable to attain arbitrary order. A common drawback of implicit methods is the need to solve nonlinear systems in each step. These systems are linearized within a fix-point or Newton-type method or by construction, as in the case of Rosenbrock-type Runge-Kutta methods [4, 24, 40]. Unfortunately, the resulting linear systems require computation and storage of the exact or approximate Jacobian of the nonlinear operator. Moreover, they are typically non-symmetric and often

<sup>†</sup> TU DRESDEN, INSTITUTE OF PROCESS ENGINEERING AND ENVIRONMENTAL TECHNOLOGY, 01062 DRESDEN, GERMANY

<sup>‡</sup> TU DRESDEN, INSTITUTE OF FLUID MECHANICS, 01062 DRESDEN, GERMANY

*E-mail address:* {montadhar.guesmi,martina.grotteschi,joerg.stiller}@tu-dresden.de.

*Key words and phrases.* IMEX Runge-Kutta methods, Spectral deferred correction, Discontinuous Galerkin, Spectral element method.

ill-conditioned. Their fast solution depends on an efficient preconditioner, which may be hard to achieve. These difficulties diminish the benefits of implicit methods considerably.

Semi-implicit methods combine an implicit scheme for diffusion with an explicit one for convection and, hence, are often called IMEX methods. The explicit treatment of convection terms leads to a Courant-Friedrichs-Lewy (CFL) condition, which depends on the type and the order of the spatial discretization. For methods based on polynomial elements, the admissible time step scales approximately as  $\Delta t \sim \Delta x / v P^2$  where  $\Delta x$  is the element length,  $v$  the fluid velocity and  $P$  the polynomial degree, see e.g. [28]. The implicit discretization of diffusive terms leads to symmetric linear systems, for which very efficient solution methods exist, e.g. [23, 34, 51, 52]. This offers an enormous advantage over fully implicit methods, especially in high fidelity simulations, where the time step is limited by accuracy rather than stability constraints. Due to their simplicity, IMEX variants of linear multistep methods are popular, especially for incompressible flow simulation [14, 29, 31, 33]. Corresponding methods can be constructed for any order, however, increasing the latter beyond two leads results in the loss of A-stability for the implicit part and worsens the stability restrictions for the explicit part [21]. As an alternative, high-order IMEX Runge-Kutta (RK) methods have been proposed, e.g. [3, 11, 30, 39]. These methods have far better stability properties and a higher accuracy than the best IMEX multistep schemes of the same order. Several authors examined methods up to an order of 3 for compressible flow [27, 44], whereas applications of high-order RK methods to incompressible problems are rare. Unfortunately, the growing number of order conditions makes it difficult to construct IMEX RK methods of orders greater than 4. To the knowledge of the authors only one method of order 5 has been published [30]. In contrast, the spectral deferred correction (SDC) method can reach arbitrary convergence rates by incrementally increasing the order using sweeps of lower order schemes [13, 41]. Minion [36] developed a semi-implicit spectral deferred correction (SISDC) method based on an IMEX Euler scheme. This method has excellent stability properties that are comparable with IMEX RK methods, but extends easily to higher order. It was adopted for incompressible flows in periodic domains in [37] and later extended to time-dependent boundary conditions [35]. In [53] the SISDC method was generalized to variable properties and demonstrated to reach convergence rates up to order 12 for three-dimensional vortical flows with nonlinear (turbulent) viscosity.

The obvious shortcomings of low-order IMEX multistep methods lead to the question whether high-order RK and SDC methods can surpass and replace them as a suitable complement to higher-order spatial discretization methods. Facing this challenge, the present study investigates the convergence properties and computational efficiency of selected IMEX RK methods as stand-alone integrators and as predictors in SISDC methods for incompressible Navier-Stokes problems with constant or variable viscosity. To cope with the quasi-static incompressibility constraint and achieving a consistent treatment of nonlinear viscosity it is proposed to harnesses the explicit and implicit RK components as a partitioned RK method and to apply a tailored projection method on each stage. Spatial discretization is accomplished using a discontinuous Galerkin method of order 16. The convergence behavior of IMEX RK and SISDC methods up to order 6 is studied using various test cases featuring time-dependent boundary conditions, nonlinear viscosity and turbulence. For each case an error-cost analysis is performed to assess the computational efficiency. A comparison with the widespread IMEX BDF2 method demonstrates the superiority of the proposed high-order time-integration methods, even for direct simulations of turbulence with marginal spatial resolution.

The remainder of the paper is organized as follows: Section 2 describes the time-integration methods using the example of a one-dimensional convection-diffusion equation with variable diffusivity. Section 3 extends these methods to incompressible Navier-Stokes problems, Section 4 presents the numerical experiments including a discussion of the results and Section 5 concludes the paper.

## 2. TIME-INTEGRATION METHODS

**2.1. Model problem.** For explaining the IMEX approach and devising the semi-implicit treatment of nonlinear viscosity, the one-dimensional convection-diffusion equation is considered as a model problem:

$$\partial_t u + \partial_x(vu) = \partial_x(\nu \partial_x u). \quad (1)$$

Here, the solution  $u(x, t)$  is a function in space and time, while the convection velocity  $v$  and diffusivity  $\nu$  may depend on  $u$ . The simplest case with constant velocity and diffusivity possesses the spatially periodic solution  $u = \hat{u}(t)e^{ikx}$  with wave number  $k$ . Its amplitude  $\hat{u}$  satisfies the ordinary differential equation (ODE)

$$d_t \hat{u} = \lambda_c \hat{u} + \lambda_d \hat{u} = \lambda \hat{u}, \quad (2)$$

where  $\lambda_c = -ivk$  and  $\lambda_d = -\nu k^2$  represent the effect of convection and diffusion, respectively. The associated time scales  $t_c = |\lambda_c|^{-1} = 1/\nu k$  and  $t_d = |\lambda_d|^{-1} = 1/\nu k^2$  motivate a semi-implicit treatment as in the case of flow problems, since the  $t_d$  decreases much faster with growing wave number than  $t_c$ . Therefore, this problem serves as a model for characterizing the stability and accuracy of the investigated IMEX methods in Sec. 2.5.

A more general situation occurs, when a spatial discretization method is applied to the original problem (1). In this case, the semi-discrete solution takes the form of a time dependent coefficient vector,  $\underline{u}(t)$  and is governed by the ODE system

$$d_t \underline{u} = \underline{C}(\underline{v})\underline{u} + \underline{D}(\underline{\nu})\underline{u}, \quad (3)$$

where  $\underline{C}$  and  $\underline{D}$  are the discrete convection and diffusion operators, and  $\underline{v}$  and  $\underline{\nu}$  the coefficient vectors of velocity and diffusivity, both of which may depend on  $\underline{u}$ . As the time integration methods act individually on each component of (3), their description is based on the corresponding scalar problem

$$\partial_t u = f_c(u) + f_d(\nu, u) = f(u), \quad (4)$$

where  $f_c$  corresponds to  $\underline{C}(\underline{v})\underline{u}$  and  $f_d$  to  $\underline{D}(\underline{\nu})\underline{u}$ , respectively. Note that the explicit dependence of  $f_c$  on  $v$  has been dropped for convenience.

**2.2. IMEX methods for constant diffusivity.** As a starting point, the time-integration methods are introduced for constant diffusivity. This case allows for a clean IMEX approach, where the diffusive part  $f_d$  is treated implicitly and the convective part  $f_c$  explicitly. Using equidistant steps  $\Delta t$  yields the times  $t^n = n\Delta t$  for which the approximate solution  $u^n \approx u(t^n)$  is sought. The IMEX backward difference formula of order 2 (IMEX BDF2) serves as a reference and is given by [17]

$$\frac{\gamma_0 u^{n+1} - \alpha_0 u^n - \alpha_1 u^{n-1}}{\Delta t} = \beta_0 f_c(u^n) + \beta_1 f_c(u^{n-1}) + f_d(\nu, u^{n+1}), \quad (5)$$

where  $\alpha_0 = 2$ ,  $\alpha_1 = -1/2$ ,  $\beta_0 = 2$ ,  $\beta_1 = -1$  and  $\gamma_0 = 3/2$ . Since the method is not self-starting, it is initialized using an IMEX Euler step, i.e.  $\alpha_0 = \beta_0 = \gamma_0 = 1$  and  $\alpha_1 = \beta_1 = 0$ .

The IMEX RK methods investigated in this study are combinations of DIRK and explicit Runge-Kutta (ERK) schemes. They have an identical number of stages  $s$  and different coefficients  $\underline{a}^{\text{IM}}, \underline{b}^{\text{IM}}, \underline{c}^{\text{IM}}$  and  $\underline{a}^{\text{EX}}, \underline{b}^{\text{EX}}, \underline{c}^{\text{EX}}$ , whereas the time nodes are synchronized, i.e.  $\underline{c}^{\text{IM}} = \underline{c}^{\text{EX}} = \underline{c}$ . These considerations yield the following general Butcher tableaux:

$$\begin{array}{c|cccc} 0 & 0 & & & \\ c_2 & a_{2,1}^{\text{IM}} & a_{2,2}^{\text{IM}} & & \\ \vdots & \vdots & \ddots & \ddots & \\ c_s & a_{s,1}^{\text{IM}} & \cdots & a_{s,s-1}^{\text{IM}} & a_{s,s}^{\text{IM}} \\ \hline & b_1^{\text{IM}} & \cdots & b_{s-1}^{\text{IM}} & b_s^{\text{IM}} \end{array} \quad \begin{array}{c|cccc} 0 & 0 & & & \\ c_2 & a_{2,1}^{\text{EX}} & 0 & & \\ \vdots & \vdots & \ddots & \ddots & \\ c_s & a_{s,1}^{\text{EX}} & \cdots & a_{s,s-1}^{\text{EX}} & 0 \\ \hline & b_1^{\text{EX}} & \cdots & b_{s-1}^{\text{EX}} & b_s^{\text{EX}} \end{array} \quad (6)$$

---

**Algorithm 1** IMEX Runge-Kutta method for model problem with constant diffusivity.

---

```

1: procedure IMEXRK( $u$ )
2:    $u_1 \leftarrow u$ 
3:   for  $i = 2, s$  do
4:      $u_i \leftarrow u + \Delta t \sum_{j=1}^{i-1} [a_{i,j}^{\text{EX}} f_c(u_j) + a_{i,j}^{\text{IM}} f_d(\nu, u_j)] + \Delta t a_{i,i}^{\text{IM}} f_d(\nu, u_i)$ 
5:   end for
6:    $u \leftarrow u + \Delta t \sum_{i=1}^s [b_i^{\text{EX}} f_c(u_i) + b_i^{\text{IM}} f_d(\nu, u_i)]$ 
7: end procedure

```

---

To achieve a certain order, the DIRK and ERK methods must satisfy the corresponding order conditions as well as coupling conditions [30]. In addition to this, the IMEX RK methods selected for this study possess the first-same-as-last (FSAL) property,  $c_s = 1$ , and an L-stable DIRK part. The application to the model problem 4 with constant diffusivity is described in Algorithm 1. Table 1 provides an overview of the considered methods, including the number of stages, the theoretical order of convergence and further relations between the coefficients. The Butcher tableaux are given in Appendix A.

TABLE 1. Properties of IMEX Runge-Kutta methods.

method	stages	order	$a_{s,j}^{\text{IM}} = b_j^{\text{IM}}$	$a_{s,j}^{\text{EX}} = b_j^{\text{EX}}$	$b_i^{\text{EX}} = b_i^{\text{IM}}$
RK-TR	3	2	✓	✓	
RK-CB2	3	2	✓		✓
RK-CB3c	4	3			✓
RK-CB3e	4	3	✓		✓
RK-CB4	6	4	✓		✓
RK-ARS3	5	3	✓	✓	

RK-TR is a 3-stage version of the IMEX trapezoidal rule with better stability properties than the more common 2-stage version. RK-CB2, RK-CB3c, RK-CB3e and RK-CB4 were developed by Cavaglieri and Bewley [11], who named them IMEXRKCB2, IMEXRKCB3c, IMEXRKCB3e and IMEXRKCB4, respectively. The assumption of identical assembly coefficients  $\underline{b}^{\text{EX}} = \underline{b}^{\text{IM}}$  reduced the number of coupling conditions and thus allowed to optimize these methods for stability and accuracy. Moreover, the DIRK part of RK-CB4 attains stage order 2, which renders it less susceptible to order reduction when applied to stiff problems. RK-ARS3 was adopted from Ascher, Ruth and Spiteri [3], who dubbed it (4,4,3), because the implicit and explicit part can be both reduced to 4 stages and the resulting IMEX method has order 3. As with RK-TR, its final stage coincides with the assembly and hence eliminates the need for the latter. In applications to PDEs, like Navier-Stokes, this property allows for the exact fulfillment of boundary conditions, which is not guaranteed for the assembled solution. Finally, it should be noted that all methods except RK-CB3c satisfy  $a_{s,j}^{\text{IM}} = b_j^{\text{IM}}$  and thus have a stiffly accurate DIRK part [21].

**2.3. Extension to variable diffusivity.** The presence of a variable diffusivity  $\nu(u)$  renders the diffusion term  $f_d(\nu, u)$  nonlinear and, thus, complicates the solution of the implicit equations in each time step. With IMEX BDF2 this difficulty can be circumvented by extrapolating the diffusivity, i.e.

$$\frac{\gamma_0 u^{n+1} - \alpha_0 u^n - \alpha_1 u^{n-1}}{\Delta t} = \beta_0 f_c(u^n) + \beta_1 f_c(u^{n-1}) + f_d(\beta_0 \nu^n + \beta_1 \nu^{n-1}, u^{n+1}), \quad (7)$$

where  $\nu^n = \nu(u^n)$  etc. This approach preserves second order accuracy and leads to discrete equations that are linear in  $u^{n+1}$  and, hence, easier to solve as in the fully implicit case. As a possible side effect, diffusive stability restrictions are expected, but scarcely observed in practice.

---

**Algorithm 2** Semi-implicit partitioned Runge-Kutta method for variable diffusivity.

---

```

1: procedure IMEXRK( $u$ )
2:    $u_1 \leftarrow u$ 
3:    $v_1 \leftarrow u$ 
4:    $\nu_1 \leftarrow \nu(u)$ 
5:   for  $i = 2, s$  do
6:      $v_i \leftarrow u + \Delta t \sum_{j=1}^{i-1} a_{i,j}^{\text{EX}} [f_c(u_j) + f_d(\nu_j, u_j)]$ 
7:      $\nu_i \leftarrow \nu(v_i)$ 
8:      $u_i \leftarrow u + \Delta t \sum_{j=1}^{i-1} a_{i,j}^{\text{EX}} f_c(u_j) + \Delta t \sum_{j=1}^i a_{i,j}^{\text{IM}} f_d(\nu_j, u_j)$ 
9:   end for
10:   $u \leftarrow u + \Delta t \sum_{i=1}^s [b_i^{\text{EX}} f_c(u_i) + b_i^{\text{IM}} f_d(\nu_i, u_i)]$ 
11: end procedure

```

---

Unfortunately, the semi-implicit treatment of nonlinear diffusion is not trivial with Runge-Kutta methods. Rosenbrock-type methods can handle variable coefficients, but are expensive due to the introduction of Jacobians and the more complicated structure of linear systems. Boscarino, Filbet, and Russo [7] used partitioned RK methods to construct semi-implicit schemes without the need of nonlinear iterations. The IMEX RK method for variable diffusivity presented in Algorithm 2 was developed independently, but can be seen as a special case of this approach. At the begin of stage  $i$ , it applies the ERK component to compute the preliminary solution  $v_i$  (line 6), which is used to evaluate the diffusivity  $\nu_i$  (line 7). The computation of the stage solution  $u_i$  then resembles a fully implicit treatment of diffusion, but is actually semi-implicit, since  $\nu_i$  is already known (line 8). As a consequence, each RK stage has a complexity comparable to the IMEX BDF2 method for variable diffusivity stated in (7), while the full scheme still retains the accuracy of the underlying IMEX RK method [7].

**2.4. Spectral deferred correction.** The SDC method divides the interval  $(t^n, t^{n+1})$  into subintervals  $\{(t_{m-1}, t_m)\}_{m=1}^M$  with intermediate times  $t^n \leq t_0 < \dots < t_{m-1} < t_m < \dots < t_M \leq t^{n+1}$ . Following [13] the Gauss-Lobatto-Legendre (GLL) points are chosen, such that  $t_0 = t^n$  and  $t_M = t^{n+1}$ . A predictor sweep through all subintervals provides the initial approximations  $u_m^0 \approx u(t_m)$ , which are joined in  $\underline{u}^0$ . The predictor can be any self-starting time-integration method [32]. In the present study, IMEX Euler and RK methods serve for this purpose. Starting from  $u_m^0$ , the approximate solution is gradually improved by successive correction sweeps. Given the  $k$ -th approximation,  $\underline{u}^k = \{u_m^k\}$ , the corrector seeks a solution to the error equation [13]

$$\begin{aligned} \delta(t) \equiv u(t) - \mathcal{I}\underline{u}^k(t) &= u(t_0) + \int_{t_0}^t [f(\mathcal{I}\underline{u}^k(\tau) + \delta(\tau)) - f(\mathcal{I}\underline{u}^k(\tau))] d\tau \\ &+ \int_{t_0}^t f(\mathcal{I}\underline{u}^k(\tau)) d\tau - \mathcal{I}\underline{u}^k(t), \end{aligned} \quad (8)$$

where  $\mathcal{I}\underline{u}^k(t) = \sum_{m=0}^M u_m^k \ell_m(t)$  is the Lagrange interpolant to  $\underline{u}^k$ . Combining the equations for  $t = t_m$  and  $t_{m+1}$  leads to the correction equation

$$\begin{aligned} u_{m+1}^k + \delta(t_{m+1}) &= u_m^k + \delta(t_m) \\ &+ \int_{t_m}^{t_{m+1}} [f(\mathcal{I}\underline{u}^k(\tau) + \delta(\tau)) - f(\mathcal{I}\underline{u}^k(\tau))] d\tau \\ &+ \int_{t_m}^{t_{m+1}} f(\mathcal{I}\underline{u}^k(\tau)) d\tau. \end{aligned} \quad (9)$$

As proposed by Minion [36], the IMEX Euler rule is applied to the first integral, while the second one is approximated using  $f(\mathcal{I}\underline{u}^k(\tau)) \approx \mathcal{I}f^k(\tau)$  with  $f_m^k = f(u_m^k)$ . Introducing  $u_m^{k+1} \approx u_m^k + \delta(t_m)$  and

exploiting  $\delta(t_0) = 0$  finally yields the discrete correction equation

$$u_m^{k+1} = u_{m-1}^{k+1} + \Delta t_m [ f_c(u_{m-1}^{k+1}) + f_d(v_{m-1}^{k+1}, u_m^{k+1}) - (f_c(u_{m-1}^k) + f_d(v_{m-1}^k, u_m^k)) ] + \sum_{q=0}^M w_{q,m} f(u_q^k) \quad (10)$$

with subinterval length  $\Delta t_m = t_m - t_{m-1}$  and weights  $w_{q,m} = \int_{t_m}^{t_{m+1}} \ell_q(\tau) d\tau$ , where  $\ell_q$  is the Lagrange basis polynomial associated with  $t_q$ . Each sweep solves Eq. (10) for  $m = 1$  to  $M$  and increases the order by one [13], although stiffness or time-dependent boundary conditions can degrade convergence [8, 35]. The converged solution satisfies the Lobatto IIIA collocation scheme with  $M$  stages and, hence, achieves order  $2M$  at the end of the time interval [20].

**2.5. Linear stability and accuracy.** For comparing the stability and accuracy of the considered time-integration methods, the RHS of model problem (2) is split into an implicit and an explicit part such that

$$d_t \hat{u} = \lambda^{\text{IM}} \hat{u} + \lambda^{\text{EX}} \hat{u}. \quad (11)$$

The application of an IMEX one-step method yields the discrete evolution equation

$$\hat{u}^{n+1} = R(\Delta t \lambda^{\text{IM}}, \Delta t \lambda^{\text{EX}}) \hat{u}^n, \quad (12)$$

where  $R$  is the (unknown) stability function, which depends on two complex parameters,  $z^{\text{IM}} = \Delta t \lambda^{\text{IM}}$  and  $z^{\text{EX}} = \Delta t \lambda^{\text{EX}}$ . Apart from the general case, the following special choices are possible:

- implicit:  $\lambda^{\text{IM}} = \lambda, \quad \lambda^{\text{EX}} = 0,$
- explicit:  $\lambda^{\text{IM}} = 0, \quad \lambda^{\text{EX}} = \lambda,$
- semi-implicit:  $\lambda^{\text{IM}} = \lambda_d, \quad \lambda^{\text{EX}} = \lambda_c.$

Each of these cases yields a specific stability function  $R(z)$  that depends only on a single parameter,  $z = \Delta t(\lambda^{\text{IM}} + \lambda^{\text{EX}})$ . Given a one-step IMEX method such as RK or SDC, the corresponding stability function can be evaluated for any  $z$  by executing (12) once with  $\Delta t = 1$ ,  $\lambda_c = \text{Im}(z)$ ,  $\lambda_d = \text{Re}(z)$  and initial condition  $\hat{u}^0 = 1$ , such that  $R(z) = \hat{u}^1$ . Additionally, this procedure provides the error  $\varepsilon(z) = \hat{u}^1 - e^z$ . For a fair comparison of different methods the argument is scaled to the number of nontrivial substeps, i.e.,  $z_s = z/(s-1)$  for IMEX RK,  $z_s = z/M(K+1)$  for SISDC with Euler predictor and  $z_s = z/M(K+s-1)$  for SISDC with RK predictor. As  $\lambda$  is fixed for a given problem, the scaling applies also to the time step such that  $\Delta t_s \sim z_s$ . Figure 1 shows the unscaled and scaled stability domains of selected methods for the semi-implicit case  $\lambda^{\text{IM}} = \lambda_d$  and  $\lambda^{\text{EX}} = \lambda_c$ . The threshold  $|R(z)| = 1$  is of interest because the imaginary value  $\text{Im}(z)$  corresponds to the eigenvalue-based Courant-Friedrichs-Lewy number, i.e.,  $CFL_\lambda = \Delta t |\lambda_c|$ . Its critical value depends on the magnitude of real part  $|\text{Re}(z)| = \Delta t |\lambda_d|$ , which is sometimes referred to as Diffusion number.

As expected, the sixth-order SDC method admits the largest time steps over a wide range of  $\text{Re}(z)$  (Fig. 1a). However, when applying the substep scaling (Fig. 1b), RK-CB3e allows scaled time steps  $\Delta t_s$  roughly 1.5 times larger than RK-ARS3 and 4 times larger than SDC-Eu(3,5). SDC-CB3e(3,3) and SDC-ARS3(3,3) resemble the latter and are omitted for clarity. All remaining RK methods, including CB2, range between ARS3 and CB3e. Figure 2 compares the scaled accuracy domains of the same methods for two different thresholds. For errors smaller than  $10^{-5}$ , RK-CB3e is clearly the most efficient method, followed by RK-CB4 and then RK-CB3c and SDC-Eu(3,5), with considerably smaller  $z_s$  or, respectively,  $\Delta t_s$ . With increasing accuracy, the 6-th order SDC methods gain efficiency and become competitive with RK-CB3e for  $|\varepsilon| \approx 10^{-10}$  (Fig. 2b). In summary, its superior stability and accuracy render RK-CB3e the most promising method for the considered model problem. However, this clear dominance is not necessarily preserved in the application to incompressible flow problems, where nonlinearity, boundary conditions, splitting errors and spatial discretization introduce additional challenges that can affect stability as well as accuracy of the methods.

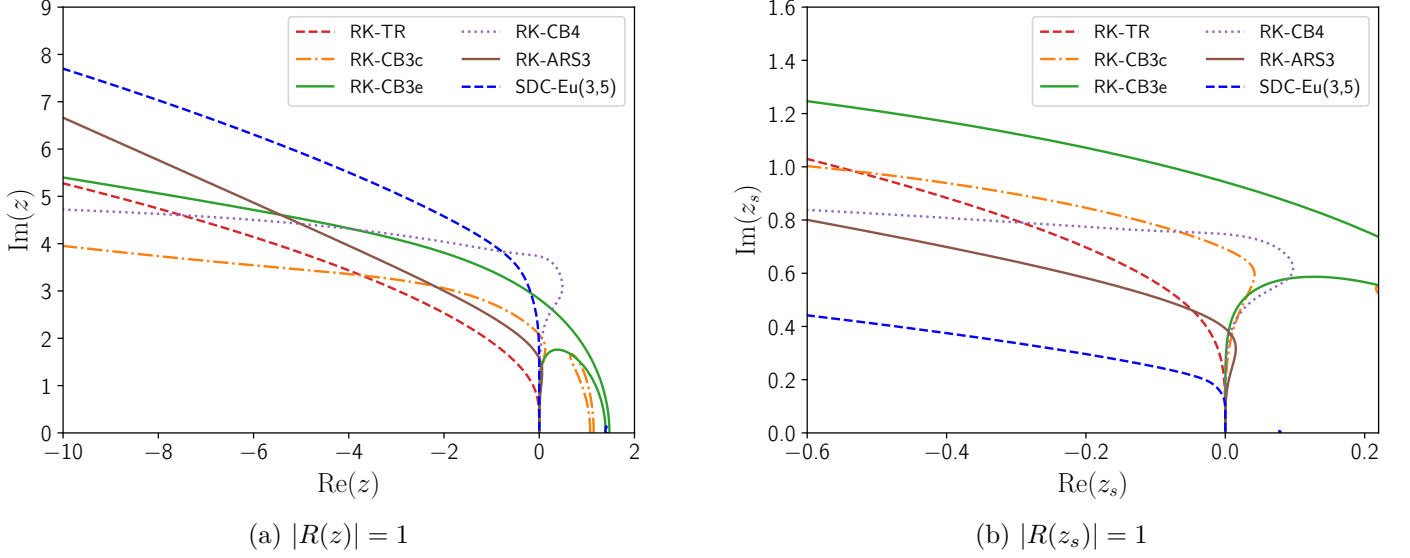


FIGURE 1. Unscaled and scaled stability domains of selected semi-implicit methods.

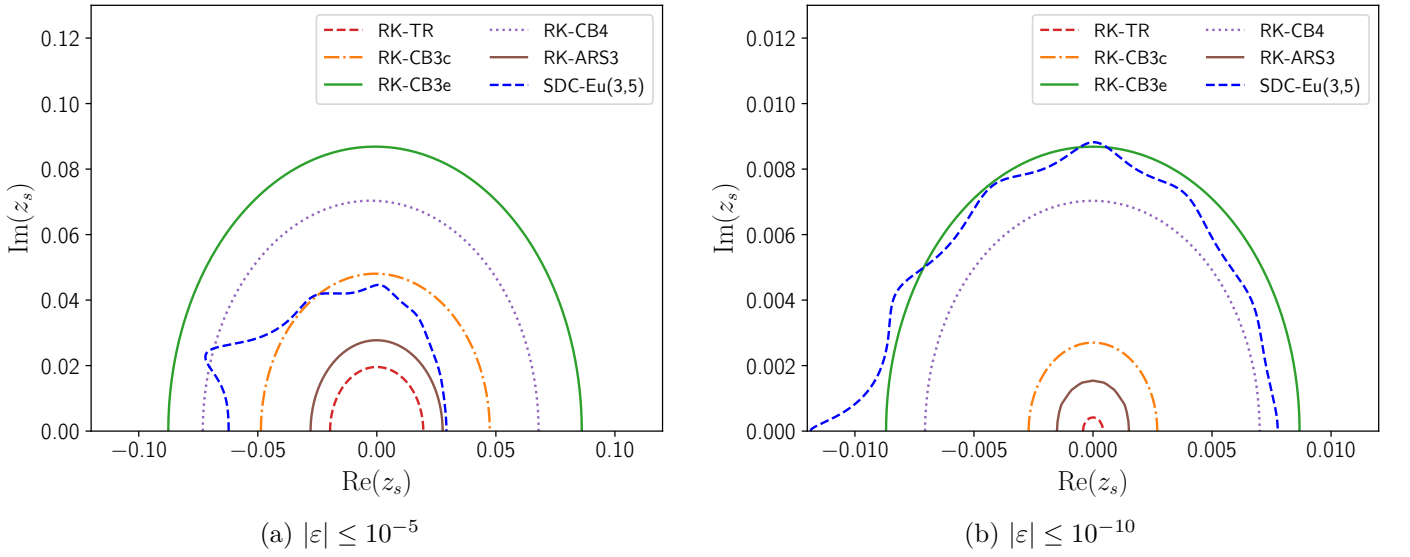


FIGURE 2. Scaled accuracy domains of selected semi-implicit methods.

### 3. APPLICATION TO INCOMPRESSIBLE NAVIER-STOKES PROBLEMS

**3.1. Governing equations.** The time-integration methods introduced above are applied to incompressible flows with constant density and variable viscosity in a simply connected spatial domain  $\Omega \in \mathbb{R}^3$ . The velocity  $\mathbf{v}(\mathbf{x}, t)$  satisfies the momentum (Navier-Stokes) and continuity equations

$$\partial_t \mathbf{v} + \nabla \cdot \mathbf{v}\mathbf{v} + \nabla p = \nabla \cdot \boldsymbol{\tau} + \mathbf{f}, \quad (13)$$

$$\nabla \cdot \mathbf{v} = 0 \quad (14)$$

in  $\Omega$ , where  $p$  is the pressure and  $\boldsymbol{\tau} = \nu[\nabla \mathbf{v} + (\nabla \mathbf{v})^T]$  the viscous stress tensor, both divided by density;  $\nu$  the kinematic viscosity, which may depend on  $\mathbf{v}$ , and  $\mathbf{f}(\mathbf{x}, t)$  a known forcing term. The flow problem

is closed by initial and boundary conditions

$$\mathbf{v}(\mathbf{x}, 0) = \mathbf{v}_0(\mathbf{x}) \quad \mathbf{x} \in \Omega, \quad (15)$$

$$\mathbf{v}(\mathbf{x}, t) = \mathbf{v}_b(\mathbf{x}, t) \quad \mathbf{x} \in \partial\Omega. \quad (16)$$

satisfying the continuity and compatibility constraints,  $\nabla \cdot \mathbf{v}_0 = 0$  and  $\int_{\partial\Omega} \mathbf{n} \cdot \mathbf{v}_b d\Gamma = 0$ , respectively.

**3.2. Time integration.** The IMEX methods are adapted to incompressible Navier-Stokes problems by applying a projection-based splitting scheme in each step and with RK at each stage. This scheme is based on the rotational velocity correction scheme developed in [19] and extended to variable viscosity in [53]. For stating the methods, the flow equations are rewritten in the form

$$\partial_t \mathbf{v} = \mathbf{F}(\mathbf{x}, t, \mathbf{v}, p), \quad \nabla \cdot \mathbf{v} = 0, \quad (17)$$

where  $\mathbf{F} = \mathbf{F}_c + \mathbf{F}_d + \mathbf{F}_p + \mathbf{F}_s$  with  $\mathbf{F}_d = \mathbf{F}_{d1} + \mathbf{F}_{d2} + \mathbf{F}_{d3}$ , and

$$\mathbf{F}_c = -\nabla \cdot \mathbf{v}\mathbf{v}, \quad \mathbf{F}_p = -\nabla p, \quad \mathbf{F}_s = \mathbf{f}, \quad (18a)$$

$$\mathbf{F}_{d1} = \nabla \cdot \nu \nabla \mathbf{v}, \quad \mathbf{F}_{d2} = \nabla \cdot \nu (\nabla \mathbf{v})^T, \quad \mathbf{F}_{d3} = -\nabla (\nu \nabla \cdot \mathbf{v}). \quad (18b)$$

The additional viscous contribution  $\mathbf{F}_{d3}$  introduces a divergence penalty which, for constant viscosity, yields the laplacian form of the viscous term, i.e.,  $\mathbf{F}_d = \nu \nabla^2 \mathbf{v}$ . Semi-discrete quantities write as follows  $\mathbf{v}^n \simeq \mathbf{v}(\mathbf{x}, t^n)$  in general,  $\mathbf{v}_i \simeq \mathbf{v}(\mathbf{x}, t_i)$  with RK at stage  $i$  and  $\mathbf{v}_m^k \simeq \mathbf{v}^k(\mathbf{x}, t_m)$  with SDC at time  $t_m$  after  $k$  corrections. Intermediate results are indicated by one or more primes, e.g.  $\mathbf{v}'$ .

**3.2.1. IMEX BDF2.** With IMEX BDF2, the splitting scheme is applied once per time step, which yields four substeps:

(1) Extrapolation

$$\frac{\gamma_0 \mathbf{v}' - \alpha_0 \mathbf{v}^n - \alpha_1 \mathbf{v}^{n-1}}{\Delta t} = \beta_0 (\mathbf{F}_c^n + \mathbf{F}_d^n + \mathbf{F}_{d3}^n) + \beta_1 (\mathbf{F}_c^{n-1} + \mathbf{F}_d^{n-1} + \mathbf{F}_{d3}^{n-1}) + \mathbf{F}_s^{n+1} \quad (19)$$

(2) Projection

$$\frac{\gamma_0 (\mathbf{v}'' - \mathbf{v}')}{\Delta t} = -\nabla p'', \quad \nabla \cdot \mathbf{v}'' = 0, \quad \mathbf{n} \cdot \mathbf{v}''|_{\partial\Omega} = \mathbf{n} \cdot \mathbf{v}_b(t_{n+1}) \quad (20)$$

(3) Diffusion

$$\begin{aligned} \frac{\gamma_0 (\mathbf{v}''' - \mathbf{v}'')}{\Delta t} &= \nabla \cdot [(\beta_0 \nu^n + \beta_1 \nu^{n-1}) \nabla \mathbf{v}'''] \\ &\quad - \beta_0 (\mathbf{F}_{d1}^n + \mathbf{F}_{d3}^n) - \beta_1 (\mathbf{F}_{d1}^{n-1} + \mathbf{F}_{d3}^{n-1}), \quad \mathbf{v}'''|_{\partial\Omega} = \mathbf{v}_b(t_{n+1}) \end{aligned} \quad (21)$$

(4) Additional projection

$$\frac{\gamma_0 (\mathbf{v}^{n+1} - \mathbf{v}''')}{\Delta t} = -\nabla (p^{n+1} - p''), \quad \nabla \cdot \mathbf{v}^{n+1} = 0, \quad \mathbf{n} \cdot \mathbf{v}^{n+1}|_{\partial\Omega} = \mathbf{n} \cdot \mathbf{v}_b(t_{n+1}) \quad (22)$$

The extrapolation (19) can be viewed as an explicit step that includes all terms except forcing, which is treated implicitly. Adding  $\mathbf{F}_{d3}$  yields an extra divergence penalty and transforms the diffusion term into rotational form,  $\mathbf{F}_d + \mathbf{F}_{d3} = -\nu \nabla \times (\nabla \times \mathbf{v})$ , if  $\nu$  is constant. The projection step (20) requires the pressure  $p''$ , which is obtained by solving the related Poisson problem

$$\nabla^2 p'' = \frac{\gamma_0}{\Delta t} \nabla \cdot \mathbf{v}', \quad \partial_n p''|_{\partial\Omega} = \mathbf{n} \cdot \frac{\gamma_0}{\Delta t} (\mathbf{v}' - \mathbf{v}_b^{n+1}). \quad (23)$$

Application of  $p''$  in the first part of (20) yields the divergence-free intermediate velocity  $\mathbf{v}''$ . The following step solves the implicit diffusion problem (21), which removes the explicit approximation of  $\nabla \cdot \nu \nabla \mathbf{v}$  and the extra divergence penalty introduced in (19). If  $\nu$  is constant, the diffusion step preserves continuity. However, a variable viscosity can result in a non-solenoidal contribution to the RHS in (21) and thus affect the continuity of the velocity field  $\mathbf{v}'''$ . Therefore, it is generally necessary to conclude the



---

**Algorithm 3** IMEX Runge-Kutta method for incompressible flow with variable viscosity. Compact notation is applied where possible, e.g.  $\mathbf{F}_{c,i} = \mathbf{F}_c(\mathbf{x}, t + c_i \Delta t, \mathbf{v}_i)$ .

---

```

1: procedure IMEXRK( $\mathbf{v}, t$ )
2:    $\mathbf{v}_1 \leftarrow \mathbf{v}$ 
3:   for  $i = 2, s$  do
4:      $\mathbf{v}'_i \leftarrow \mathbf{v} + \Delta t \left[ \sum_{j=1}^{i-1} a_{i,j}^{\text{EX}} (\mathbf{F}_{c,j} + \mathbf{F}_{d,j} + \mathbf{F}_{d3,j}) + \sum_{j=1}^i a_{i,j}^{\text{IM}} \mathbf{F}_{s,j} \right]$ 
5:      $\psi''_i \leftarrow \text{solve} \left[ \nabla^2 \psi''_i = \nabla \cdot \mathbf{v}'_i, \quad \partial_n \psi''_i |_{\partial\Omega} = \mathbf{n} \cdot (\mathbf{v}'_i - \mathbf{v}_{b,i}) \right]$ 
6:      $\mathbf{v}''_i \leftarrow \mathbf{v}'_i - \nabla \psi''_i$ 
7:      $\nu_i \leftarrow \nu(\mathbf{x}, t + c_i \Delta t, \mathbf{v}''_i)$ 
8:      $\mathbf{g}_i \leftarrow \mathbf{v}''_i + \Delta t \sum_{j=1}^{i-1} \left[ (a_{i,j}^{\text{IM}} - a_{i,j}^{\text{EX}}) \mathbf{F}_{d1,j} - a_{i,j}^{\text{EX}} \mathbf{F}_{d3,j} \right]$ 
9:      $\mathbf{v}_i \leftarrow \text{solve} \left[ \mathbf{v}_i - \Delta t a_{i,i}^{\text{IM}} \nabla \cdot (\nu_i \nabla \mathbf{v}_i) = \mathbf{g}_i, \quad \mathbf{v}_i |_{\partial\Omega} = \mathbf{v}_{b,i} \right]$ 
10:   end for
11:    $\mathbf{v} \leftarrow \mathbf{v}_s + \Delta t \sum_{i=1}^s \left[ (b_i^{\text{EX}} - a_{s,i}^{\text{EX}}) (\mathbf{F}_{c,i} + \mathbf{F}_{d2,i} + \mathbf{F}_{d3,i}) + (b_i^{\text{IM}} - a_{s,i}^{\text{IM}}) (\mathbf{F}_{d1,i} + \mathbf{F}_{s,i}) \right]$ 
12:   if final projection then
13:      $\psi \leftarrow \text{solve} \left[ \nabla^2 \psi = \nabla \cdot \mathbf{v}, \quad \partial_n \psi |_{\partial\Omega} = 0 \right]$ 
14:      $\mathbf{v} \leftarrow \mathbf{v} - \nabla \psi$ 
15:   end if
16: end procedure

```

---

time step with an additional projection according to Eq. (22). If the viscosity is constant, the projection is skipped such that  $\mathbf{v}^{n+1} = \mathbf{v}'''$ .

**3.2.2. IMEXRK.** Algorithm 3 outlines the IMEX Runge-Kutta method using a splitting similar to BDF2 at each stage except the first. In comparison to Algorithm 2,  $\mathbf{v}''_i$  takes the role of  $v_i$  and is used to compute the viscosity  $\nu_i$ . The auxiliary quantity  $\psi''_i \approx \Delta t \sum_{j=1}^{i-1} a_{i,j}^{\text{IM}} p_j + a_{i,i}^{\text{IM}} p''_i$  combines the pressure contributions of different stages. This simplifies the handling and removes the need for keeping the stage-level pressures. Since no initial value is required, the computation of  $p^{n+1}$  is dropped as well. Line 11 of the algorithm presents an incremental form of the assembly which allows to omit terms with vanishing factors  $b_i^* - a_{s,i}^*$ . The final projection (line 13–14) removes the residual velocity divergence in case of variable viscosity and is skipped with constant  $\nu$ .

**3.2.3. SISDC.** The spectral deferred correction method considered in this study uses either IMEX Euler or a Runge-Kutta method as the predictor. Each time step is divided into  $M$  subintervals such that the intermediate times  $\{t_m\}$  represent the GLL points, as described in Sec. 2.4. Starting from  $\mathbf{v}_0^0 = \mathbf{v}(\mathbf{x}, t^n)$ , the predictor sweeps through the subintervals and computes  $\mathbf{v}_m^0 \approx \mathbf{v}(\mathbf{x}, t_m)$  for  $m = 1$  to  $M$ . This initial approximation is improved by the IMEX Euler corrector outlined in Algorithm 4. It is a streamlined version of the most promising approach devised in [53] with simplified pressure handling analogous to IMEX RK. Except for the extrapolation that contains additional SDC terms (line 17), a corrector step over one subinterval corresponds to an ordinary IMEX Euler step, performing the projection on lines 18–19, followed by the diffusion step on line 20 and, in case of variable  $\nu$ , an additional projection on lines 22–23. After  $K$  sweeps, the corrector returns the solution and thus completes the time step.

**3.3. Spatial discretization and implementation.** For spatial discretization, the domain is decomposed into hexahedral elements on which the solution is approximated with tensor-product Lagrange polynomials based on GLL points. A polynomial degree of  $P$  is assumed for the velocity and  $P - 1$  for the pressure. The substeps of the time method are discretized using the discontinuous Galerkin spectral-element method (DG-SEM) with consistent integration and local Lax-Friedrichs fluxes for convection, and the interior penalty method for pressure and viscous diffusion equations. For pressure

---

**Algorithm 4** SISDC corrector for incompressible flow with variable viscosity.

---

```

1: procedure SISDC( $\mathbf{v}, t$ )
2:   Initialize  $\{t_m\}$  and  $\{\Delta t_m\}$ 
3:    $\mathbf{v}^0 \leftarrow \mathbf{v}$ 
4:   for  $m = 0, M$  do ▷ initial viscosity and RHS
5:      $\nu_m^0 \leftarrow \nu(\mathbf{x}, t_m, \mathbf{v}_m^0)$ 
6:     if  $m < M$  then  $\mathbf{F}_m^{\text{EX},0} \leftarrow \mathbf{F}_c(\mathbf{v}_m^0) + \mathbf{F}_{\text{d2}}(\nu_m^0, \mathbf{v}_m^0) + \mathbf{F}_{\text{d3}}(\nu_m^0, \mathbf{v}_m^0)$ 
7:     if  $m > 0$  then  $\mathbf{F}_m^{\text{IM},0} \leftarrow \mathbf{F}_{\text{d1}}(\nu_{m-1}^0, \mathbf{v}_m^0)$ 
8:   end for
9:   for  $k = 0, K - 1$  do ▷ correction sweeps
10:     $\mathbf{v}_0^{k+1} \leftarrow \mathbf{v}_0^0$ 
11:     $\nu_0^{k+1} \leftarrow \nu_0^0$ 
12:     $\mathbf{F}_0^{\text{EX},k+1} \leftarrow \mathbf{F}_0^{\text{EX},0}$ 
13:    for  $m = 1, M$  do ▷ sweep through subintervals
14:       $\mathbf{F}'_{\text{d1}} \leftarrow \mathbf{F}'_{\text{d1}}(\nu_{m-1}^{k+1}, \mathbf{v}_m^k)$ 
15:       $\mathbf{F}'_{\text{d3}} \leftarrow \mathbf{F}'_{\text{d3}}(\nu_{m-1}^{k+1}, \mathbf{v}_m^k)$ 
16:       $\mathbf{S}_m^k \leftarrow \sum_{q=0}^M w_{q,m} \mathbf{F}(\mathbf{x}, t_m, \mathbf{v}_m^k, 0)$ 
17:       $\mathbf{v}'_m \leftarrow \mathbf{v}_{m-1}^{k+1} + \Delta t_m \left[ \mathbf{F}_{m-1}^{\text{EX},k+1} + \mathbf{F}'_{\text{d1}} + \mathbf{F}'_{\text{d3}} - (\mathbf{F}_{m-1}^{\text{EX},k} + \mathbf{F}_m^{\text{IM},k}) \right] + \mathbf{S}_m^k$ 
18:       $\psi''_m \leftarrow \text{solve} \left[ \nabla^2 \psi''_m = \nabla \cdot \mathbf{v}'_m, \partial_n \psi''_m|_{\partial\Omega} = \mathbf{n} \cdot (\mathbf{v}'_m - \mathbf{v}_{\text{b},m}) \right]$ 
19:       $\mathbf{v}''_m \leftarrow \mathbf{v}'_m - \nabla \psi''_m$ 
20:       $\mathbf{v}'''_m \leftarrow \text{solve} \left[ \mathbf{v}'''_m - \Delta t_m \nabla \cdot \nu_{m-1}^{k+1} \nabla \mathbf{v}'''_m = \mathbf{v}''_m - \Delta t_m (\mathbf{F}'_{\text{d1}} + \mathbf{F}'_{\text{d3}}), \mathbf{v}'''_m|_{\partial\Omega} = \mathbf{v}_{\text{b},m} \right]$ 
21:      if final projection then
22:         $\psi_m \leftarrow \text{solve} \left[ \nabla^2 \psi_m = \nabla \cdot \mathbf{v}'''_m, \partial_n \psi_m|_{\partial\Omega} = 0 \right]$ 
23:         $\mathbf{v}_m^{k+1} \leftarrow \mathbf{v}'''_m - \nabla \psi_m$ 
24:      else
25:         $\mathbf{v}_m^{k+1} \leftarrow \mathbf{v}'''_m$ 
26:      end if
27:       $\nu_m^{k+1} \leftarrow \nu(\mathbf{x}, t_m, \mathbf{v}_m^{k+1})$  ▷ update viscosity and RHS
28:       $\mathbf{F}_m^{\text{EX},k+1} \leftarrow \mathbf{F}_c(\mathbf{v}_m^{k+1}) + \mathbf{F}_{\text{d2}}(\nu_m^{k+1}, \mathbf{v}_m^{k+1}) + \mathbf{F}_{\text{d3}}(\nu_m^{k+1}, \mathbf{v}_m^{k+1})$ 
29:       $\mathbf{F}_m^{\text{IM},k+1} \leftarrow \mathbf{F}_{\text{d1}}(\nu_m^{k+1}, \mathbf{v}_m^{k+1})$ 
30:    end for
31:  end for
32:   $\mathbf{v} \leftarrow \mathbf{v}^K$ 
33: end procedure

```

---

robustness a divergence/mass-flux stabilization is added as proposed in [2, 25]. A detailed description of the DG-SEM is given in [53]. The method was implemented in the HiSPEET<sup>1</sup> library which makes use of MPI for parallelization and LIBXSMM [22] for vectorizing the element operators. It also provides highly efficient Krylov-accelerated Schwarz/multigrid methods, which are used for solving the implicit pressure and diffusion problems [50–52].

#### 4. NUMERICAL EXPERIMENTS

A series of numerical experiments is conducted to assess the accuracy, convergence properties and computational efficiency of the considered IMEX methods. The investigated flow problems include: 1) a traveling 2D Taylor-Green vortex, 2) a 3D vortex flow with variable viscosity and 3) the nonlinear

<sup>1</sup>Available at <https://gitlab.hrz.tu-chemnitz.de/hispeet/hispeet.git>.

instability and turbulent decay of a disturbed Taylor-Green vortex. All problems are periodic, which is exploited to set up a periodic test cases. For problem 1 and 2 the exact solution is known and used to construct further test cases that include time-dependent boundary conditions. Thus, the test cases allow a separate investigation of the order reduction due to boundary conditions or variable viscosity, respectively.

The study encompasses all time integration methods introduced in section 3. For affordability, the SISDC method is confined to Euler, RK-CB3e and RK-ARS3 predictors. Using  $M = 3$  subintervals and  $K = 5$  corrections with Euler and  $K = 3$  with RK yields a theoretical order of 6. The resulting methods are denoted as SDC-Eu(3,5), SDC-CB3e(3,3) and SDC-ARS3(3,3), respectively. In all simulations, the pressure and diffusion problems are solved with a relative tolerance of  $10^{-12}$  of the RMS residual evaluated at the collocation points.

**4.1. Traveling Taylor-Green vortex.** The first problem represents a 2D Taylor-Green vortex that travels with a phase speed of one in the  $x$  and  $y$  directions. It was proposed by Minion and Saye [35] and possesses the exact solution

$$v_x^{\text{ex}}(x, y, t) = 1 + \sin\left(2\pi(x - t)\right) \cos\left(2\pi\left(y - \frac{1}{8} - t\right)\right) \exp(-8\pi^2\nu t), \quad (24a)$$

$$v_y^{\text{ex}}(x, y, t) = 1 - \cos\left(2\pi(x - t)\right) \sin\left(2\pi\left(y - \frac{1}{8} - t\right)\right) \exp(-8\pi^2\nu t), \quad (24b)$$

$$p^{\text{ex}}(x, y, t) = \frac{1}{4} \left[ \cos\left(4\pi(x - t)\right) + \cos\left(4\pi\left(y - \frac{1}{8} - t\right)\right) \right] \exp(-16\pi^2\nu t). \quad (24c)$$

There is no forcing and no flow in  $z$  direction. The computational domain  $\Omega = [-1/2, 1/2]^2 \times [-1/16, 1/16]$  is decomposed into  $8 \times 8 \times 1$  cubic elements of degree  $P = 10$ . Following [35] two test cases are defined: TGP with all directions periodic and kinematic viscosity  $\nu = 0.02$ , and TGD with Dirichlet conditions in  $y$  direction,  $x, z$  periodic and  $\nu = 0.01$ . Both cases are initialized with the exact solution and integrated with steps ranging from  $\Delta t = 2^{-5}$  to  $2^{-13}$  until reaching the final time of  $T = 0.25$ . The computations are run on 4 cores of an Intel Xeon E5-2680 v3 CPU. Figure 3 presents the measured RMS error of velocity at final time  $\varepsilon_v$ , the experimental order of convergence (EOC) for successive stepsizes and the wall-clock time for a given error  $t_{\text{wall}}$  for both cases.

In case TGP (Fig. 3a), all investigated methods are stable and show a regular convergence behavior, starting from the largest step size,  $\Delta t = 2^{-5}$ . The EOC consistently corresponds to the expected rate of convergence with the exception of RK-CB3e, which starts at a lower rate with large steps before reaching the theoretical order with  $\Delta t < 2^{-9}$ . Nevertheless, RK-CB3e achieves the smallest error of all third-order methods for a given step size. Among the second-order methods, RK-CB2 is the most accurate, followed by RK-TR, which is still almost twice as accurate as BDF2. For a given error, this results in runtime savings of ca 75% with RK-CB2 and 60% with RK-TR. Starting from  $\varepsilon_v \approx 10^{-3}$ , the RK methods of order  $\geq 3$  become much more efficient than all second-order methods, but are surpassed by sixth-order SDC methods for  $\varepsilon_v \lesssim 10^{-7}$ . Its superior accuracy gives RK-CB3 and, hence, SDC-CB3e(3,3) an advantage over competitors and makes them the best methods of order 3 and 6, respectively.

The regular behavior observed in case TGP changes considerably with the imposition of time-dependent boundary conditions in case TGD (Fig. 3b). Only three of 10 methods succeed with the largest time step, which corresponds to  $CFL_h = v_{\text{max}}\Delta t/h \approx 5.6$  or  $CFL_\lambda = v_{\text{max}}\Delta t\lambda_{\text{min}} \approx 11.2$ , respectively, where  $v_{\text{max}}$  is the velocity magnitude,  $h = \Delta x/P$  is the mean point spacing,  $\Delta x$  the element length and  $\lambda_{\text{min}}$  the minimum modulus of the eigenvalues of the 1D derivative operator. RK-CB2 is the least stable method. It requires  $CFL_\lambda \lesssim 2$  which is less than half the value of 5.81 expected from theory [11]. All, but the second-order methods are affected by order reduction: RK-CB3c and RK-CB4 degrade to order two, while RK-CB3e and RK-ARS3 suffer only a mild reduction to approximately 2.8. The EOC of SDC methods starts around 4 for the largest time steps and grows up to ca 5 with decreasing step size, before it stagnates when approaching the minimal error. A similar behavior was observed in [53], where the

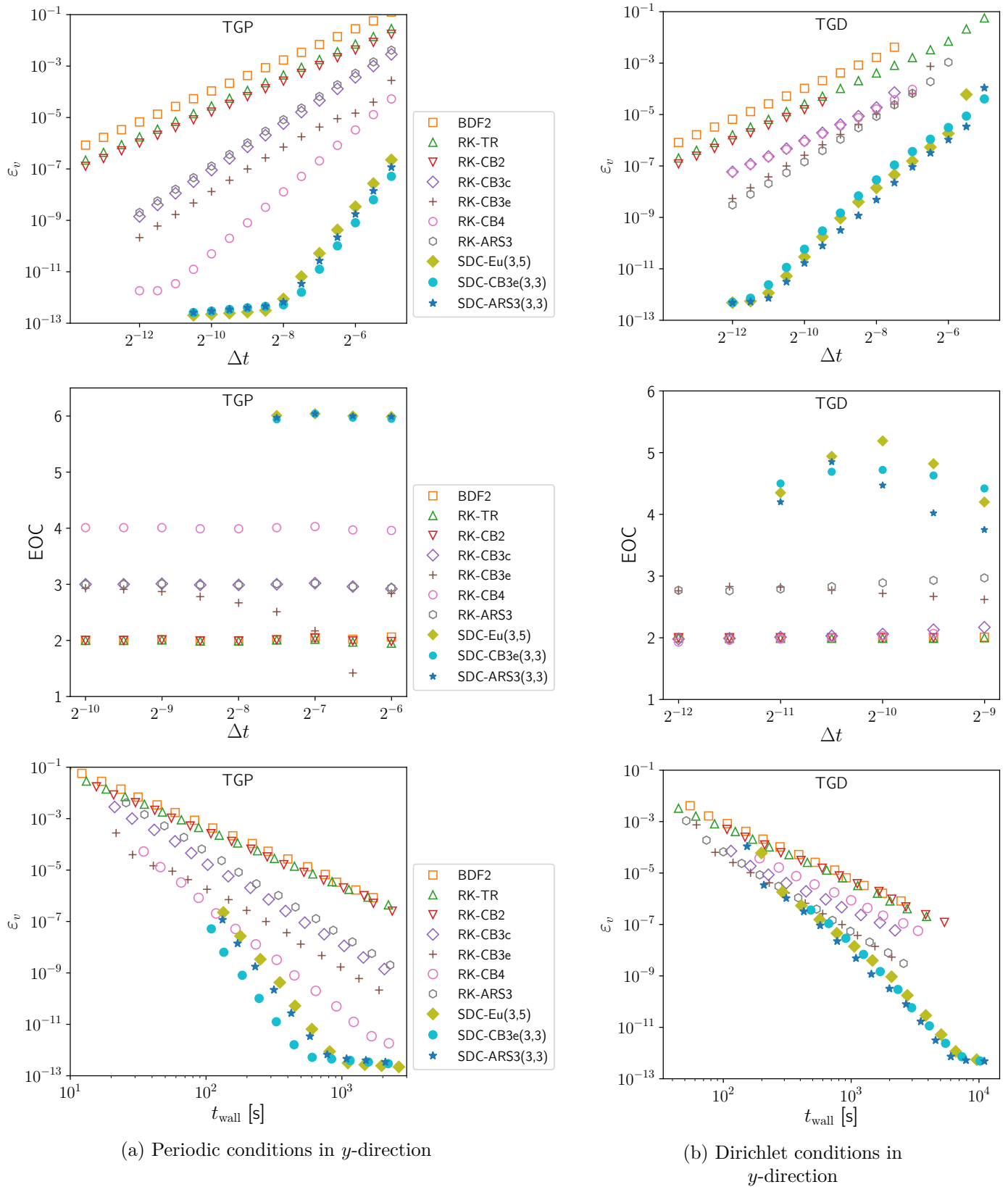


FIGURE 3. Results for the 2D traveling Taylor-Green vortex.

theoretical order could be recovered by increasing the number of corrections. However, this option is not considered here because of its higher cost. In terms of computational efficiency RK-TR supersedes RK-CB2 as the most efficient second-order method, although the savings are reduced to ca 20% compared to BDF2. The third-order Runge-Kutta methods, RK-CB3e and RK-ARS3, gain advantage for errors smaller than  $10^{-3}$ , but are outperformed by the SDC methods led by SDC-ARS3(3,3) for  $\varepsilon \lesssim 10^{-6}$ .

**4.2. 3D Vortex with solution-dependent variable viscosity.** The second flow problem is based on a manufactured three-dimensional solution of the Navier-Stokes equations. It was proposed by Niemann [38] as a test bench for spatially varying viscosity and generalized to spatio-temporally and velocity-dependent viscosity in [53]. The exact solution is given by

$$v_x^{\text{ex}} = \left[ \sin(2\pi(x+t)) + \cos(2\pi(y+t)) \right] \sin(2\pi(z+t)), \quad (25a)$$

$$v_y^{\text{ex}} = \left[ \cos(2\pi(x+t)) + \sin(2\pi(y+t)) \right] \sin(2\pi(z+t)), \quad (25b)$$

$$v_z^{\text{ex}} = \left[ \cos(2\pi(x+t)) + \cos(2\pi(y+t)) \right] \cos(2\pi(z+t)), \quad (25c)$$

$$p^{\text{ex}} = \sin(2\pi(x+t)) \sin(2\pi(y+t)) \sin(2\pi(z+t)). \quad (25d)$$

It defines a periodic vortex array with wave length  $l = 1$  and velocity magnitude  $v_{\text{max}}^{\text{ex}} = 2$ , which travels with a phase velocity of 1 in each direction, separately. The kinematic viscosity is designed to mimic a simple model of unresolved turbulence and takes the form

$$\nu(\mathbf{v}) = \nu_0 + \nu_1 \left( \frac{|\mathbf{v}|}{v_{\text{max}}^{\text{ex}}} \right)^2 \quad (26)$$

with coefficients set to  $\nu_0 = \nu_1 = 0.01$ . Rearranging the momentum equations applied to the exact solution yields the forcing

$$\mathbf{f}(\mathbf{x}, t) = \partial_t \mathbf{v}^{\text{ex}} + \nabla \cdot \mathbf{v}^{\text{ex}} \mathbf{v}^{\text{ex}} - \nabla \cdot \left[ \nu(\mathbf{v}^{\text{ex}}) \left( \nabla \mathbf{v}^{\text{ex}} + (\nabla \mathbf{v}^{\text{ex}})^{\text{T}} \right) \right] + \nabla p^{\text{ex}}. \quad (27)$$

The computational domain  $\Omega = [-1/2, 1/2]^3$  extends over one period length in every direction. This allows the definition of the following test cases: VVP with periodic conditions and VVD with time-dependent Dirichlet conditions such that  $\mathbf{v}_b = \mathbf{v}^{\text{ex}}$  on  $\partial\Omega$ . The computational domain is decomposed into  $2^3$  elements of degree  $P = 16$  and time integration is performed with steps ranging from  $\Delta t = 2^{-5}$  to  $2^{-12}$  until the final time of  $T = 0.25$  is reached. All simulations are run on 8 cores of an Intel Xeon E5-2680 v3. Figure 4 shows the error at the final time  $\varepsilon_v$ , the experimental order of convergence EOC, and the wall-clock time for a given error  $t_{\text{wall}}$  for both cases.

Under periodic conditions, imposed in case VVP, a similar picture emerges as before in the TGP case: all time integration methods achieve their theoretical order except for RK-CB4, which degrades to order 2. RK-CB2 remains the most accurate second-order method, but fails with  $\Delta t \gtrsim 2^{-7}$ , as does RK-CB3c with  $\Delta t \gtrsim 2^{-6}$ . RK-CB3e and RK-ARS3 exhibit nearly the same accuracy, but the former is more efficient due to the lower number of stages. The SDC methods outperform all lower order methods in the examined range, led by SDC-CB3e(3,3). However, extrapolation indicates a break-even between RK-CB3e and SDC-CB3e(3,3) near  $\varepsilon \approx 10^{-4}$ .

The imposition of Dirichlet conditions in case VVD yields an order reduction almost identical to TGD. This leads to the conclusion that the semi-implicit handling of the nonlinear viscosity does not cause any further degradation. Similar to case TGD, RK-ARS3 supersedes RK-CB3e as the computationally most efficient method for errors  $\varepsilon_v \gtrsim 10^{-5}$ . For  $\varepsilon_v = 10^{-3}$  it saves about 70% of the time required with BDF2. A further reduction of the error yields an increasing advantage of SDC methods, in particular SDC-ARS3(3,3).

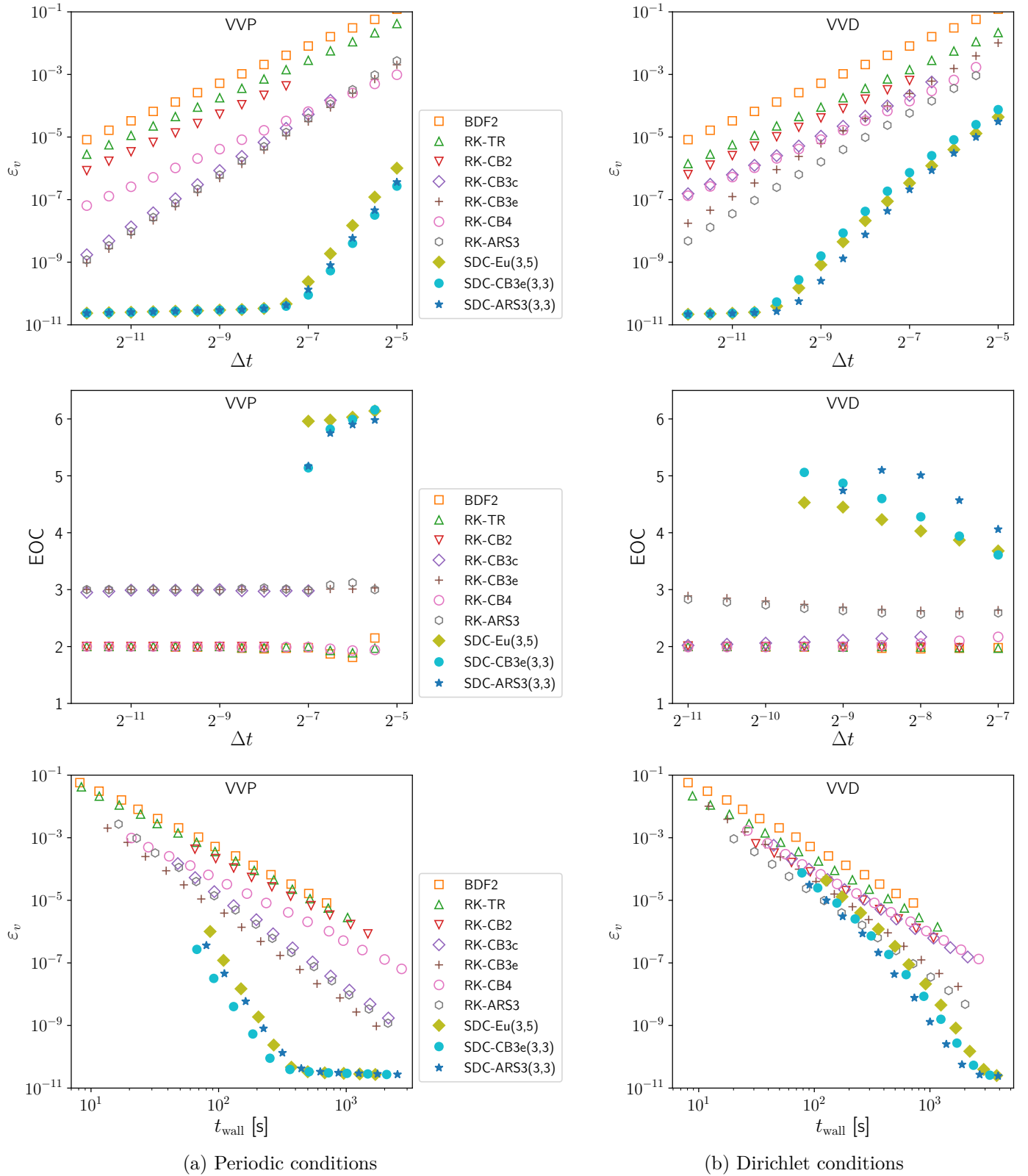


FIGURE 4. Velocity error for 3D vortex array with solution-dependent viscosity.

**4.3. Transition and turbulent decay of a Taylor-Green vortex.** The last flow problem involves the nonlinear transition and turbulent decay of a disturbed Taylor-Green vortex [55]. Following Brachet [9], the initial conditions are given by

$$\mathbf{v}_0 = \begin{bmatrix} \cos(x) \sin(y) \sin(z) \\ -\sin(x) \cos(y) \sin(z) \\ 0 \end{bmatrix}. \quad (28)$$

This test case has been used in numerous studies for investigating transition mechanisms as well as for validating numerical methods, e.g. [15, 16, 18, 46, 57]. The evolution of the vortex depends on the Reynolds number  $Re = \nu^{-1}$ , which is set to 1600 for this study. The simulations are run in the periodic domain  $\Omega = [-\pi, \pi]^3$  from  $t = 0$  to  $T = 20$ . For spatial discretization, the domain is divided into  $32^3$  cubic elements of degree  $P = 15$ . This yields approximately half the resolution of the reference study of Fehn et al. [15], who used  $128^3$  elements of degree 7. Because of the expected higher spatial errors and the high computational cost, only three methods are considered for time integration: BDF2, RK-ARS3 and RK-CB3e. Depending on the method, the time step varies from 0.0002 to 0.0024 which corresponds to  $CFL_h = 0.016$  to 0.19 or  $CFL_\lambda = 0.04$  to 0.50, respectively.

The accuracy of the results is assessed on the basis of the viscous dissipation rate  $\epsilon$ , the energy spectrum  $E$  and selected snapshots of the instantaneous velocity field. Since the first two represent statistical quantities, they can be evaluated using the homogeneity of the flow: The dissipation rate defined as the volume average of the local dissipation,

$$\epsilon(t) = \frac{\nu}{8\pi^3} \int_{\Omega} \nabla \mathbf{v} : \nabla \mathbf{v} \, d\Omega. \quad (29)$$

The energy spectrum  $E(k, t)$  identifies the contributions of wave-number intervals  $[k - \frac{1}{2}, k + \frac{1}{2}]$  for  $k = 0, 1, 2, \dots$  such that

$$\sum_{k \geq 0} E(k, t) = \frac{1}{2} \int_{\Omega} |\mathbf{v}(\mathbf{x}, t)|^2 \, d\Omega. \quad (30)$$

It is computed by interpolating the velocity field to a regular grid, performing a discrete 3D Fourier transform and summing up the contributions of wave vectors within each interval.

Figure 5a shows the dissipation rates obtained with the present simulations in comparison with the reference data from [15]. Except for BDF2 with  $\Delta t = 0.00012$ , operating near the stability limit, all agree excellently with the latter. At the peak, a maximum deviation of  $10^{-5}$  is observed, which corresponds to a relative error less than  $10^{-3}$ . Figure 5b reveals a similar agreement between the energy spectra at  $t = 8$ , although no reference data is available. The inspection of the peak values at  $k = 2$  yields a maximum relative deviation of about  $4 \times 10^{-4}$ . Altogether the statistical results indicate relative errors between  $10^{-3}$  and  $10^{-4}$ , but do not allow a clear distinction between the methods. Moreover, the error level is in a range, where high-order time integration just starts to gain advantage. In order to identify possible advantages of the Runge-Kutta methods, instantaneous velocity fields were compared with RK-ARS3 using  $\Delta t = 0.0008$  which, based on the previous test results, is assumed to be the most accurate method. Figures 6a and 6b show a top view and a slice of the  $\lambda_2 = -1.5$  contours for this method at time  $t = 8$ , respectively. On this scale, the corresponding results obtained with the other methods or time steps, respectively, can be hardly distinguished from the reference case. Therefore, a detailed comparison is made in Fig. 6c for a single vortex filament. It reveals an excellent agreement between the reference and RK-CB3e using a  $\Delta t$  three times as large. The contours obtained with RK-ARS3 using  $\Delta t = 0.0016$  are not included, because they would coincide with these two cases. In contrast, the contours of BDF2 using  $\Delta t = 0.0002$  show a clear deviation from the reference, especially in the upper left part of the filament. To allow for a quantitative assessment, the RMS deviation of the instantaneous velocity fields from the reference was computed at  $t = 2, 4, 6, 8$  and compiled in Tab. 2. Especially at larger times,  $t = 6$  and 8, the deviation of RK-ARS3 and RK-CB3e is 10 times smaller than that of BDF2, despite using 8 or 12 times the step size. These observations confirm that temporal precision matters even in situations,

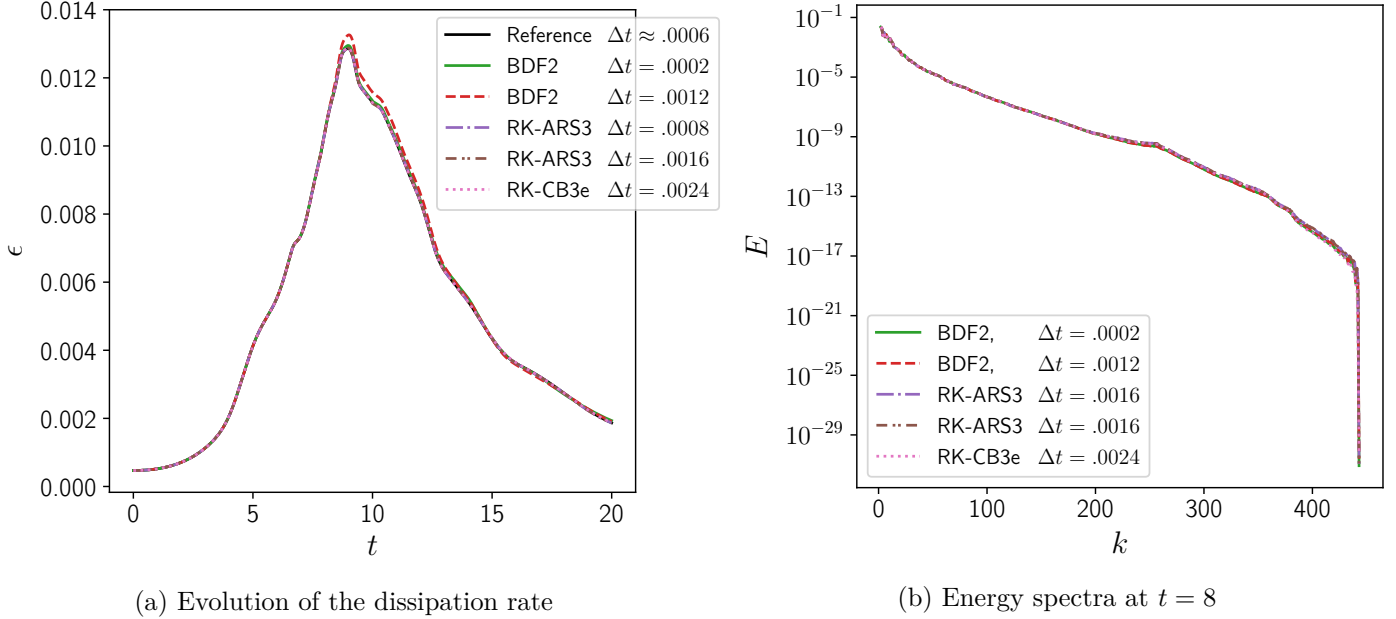


FIGURE 5. Dissipation rate (a) and energy spectra (b) for the decaying Taylor-Green vortex. The reference data for  $\epsilon$  stems from [15] and was gratefully provided by Martin Kronbichler.

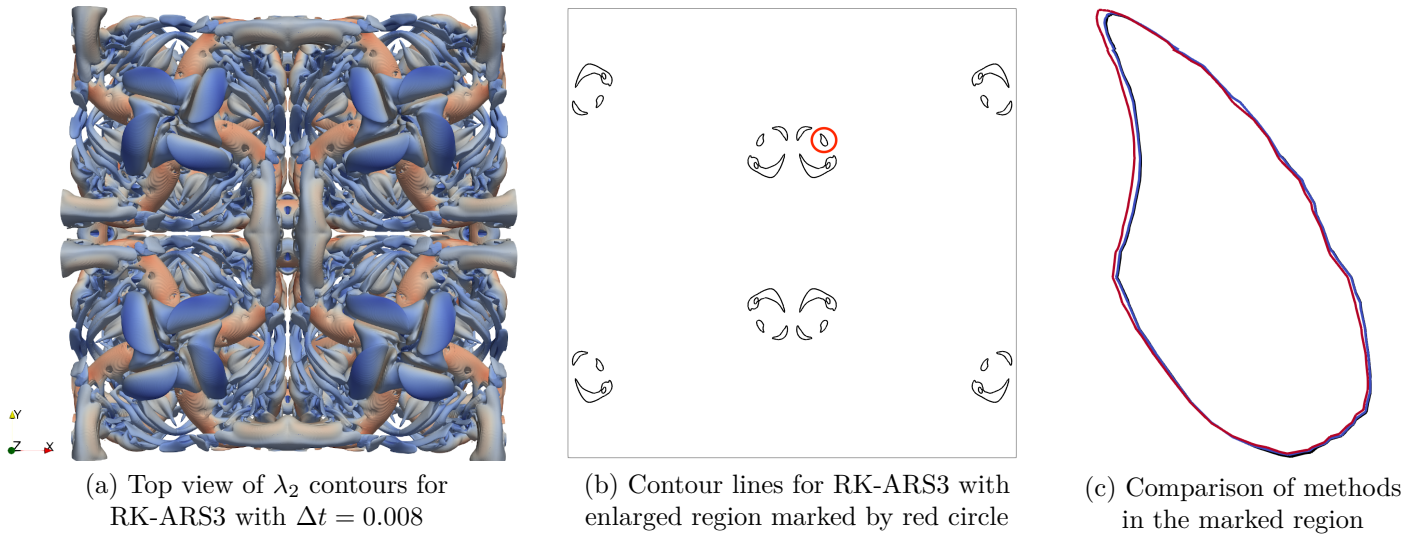


FIGURE 6. Visualization of  $\lambda_2 = -1.5$  contours for the decaying Taylor-Green vortex at  $t = 8$ . The left panel (a) shows a top view the contours colored with the velocity magnitude ranging from 0 (blue) to 1.5 (red) and the middle (b) depicts the contour lines in the plane  $x = 0$ . Both figures were obtained using RK-ARS3 with  $\Delta t = 0.008$ . The right panel (c) compares the contours obtained with different methods in the marked region. The black line corresponds to RK-ARS3 with  $\Delta t = 0.008$ , the virtually coinciding blue one to RK-CB3e with  $\Delta t = 0.024$  and the red to BDF2 with  $\Delta t = 0.002$ .

where the spatial error is considerable. In the present case of a marginally resolved direct numerical simulation, RK-CB3e produces significantly more accurate results than IMEX-BDF2 at only a quarter of the cost.



TABLE 2. RMS deviation of instantaneous velocity from RK-ARS3 with  $\Delta t = 0.0008$ 

$t$	BDF2	RK-ARS3	RK-CB3e
	$\Delta t = 0.0002$	$\Delta t = 0.0016$	$\Delta t = 0.0024$
2	1.02e-08	1.40e-10	1.40e-10
4	1.67e-05	4.39e-06	5.44e-06
6	3.36e-04	2.89e-05	3.79e-05
8	2.43e-03	2.03e-04	2.27e-04

## 5. CONCLUSIONS

The present study investigates the suitability of high-order implicit-explicit (IMEX) time integration methods for the simulation of incompressible flows. It covers IMEX Runge-Kutta (RK) methods with convergence orders from 2 to 4 and semi-implicit spectral deferred correction (SDC) methods of order 6 and, for comparison, the IMEX difference formula of order 2 (BDF2). The IMEX RK methods are adapted for use with a projection-based splitting scheme and extended to variable viscosity by operating as a partitioned Runge-Kutta method. The SDC method is adopted from [53] and generalized for using IMEX RK predictors. Three flow problems are selected to serve as test bench to examine the performance of these methods: a 2D traveling Taylor-Green vortex, a 3D manufactured vortex array with solution-dependent variable viscosity, and the transition and turbulent decay of a Taylor-Green vortex. Only in case of the 2D Taylor-Green vortex with periodic boundaries do all methods achieve their theoretical order. With time-dependent Dirichlet conditions, the fourth-order and one of three third-order Runge-Kutta methods drop to order 2. Using a fixed number of corrections, the SDC methods suffer a similar order reduction and reach experimental orders of 3.5 up to 5 instead of 6. Except for the fourth-order RK, all methods cope with the nonlinear variable viscosity without any further degradation, which confirms the proposed semi-implicit approach.

As expected, SDC are methods by far the most accurate for a given size of the time step. In terms of wall time per error, the RK and SDC methods are always more economic than BDF2. The third-order RK-CB3e and RK-ARS3 are the best choice for relative errors down to approximately  $10^{-5}$ . For errors below that they are surpassed by SDC methods, especially when using an RK predictor. In case of the decaying Taylor-Green vortex, direct numerical simulations are performed with marginal spatial resolution. Nonetheless, IMEX BDF2 and third-order RK methods achieved an excellent agreement with reference data from [15]. However, a thorough comparison shows that RK-CB3e and RK-ARS3 are significantly more accurate than BDF2, even when using a 12-fold larger time step. Translated into runtime, this corresponds to at least a saving of a factor of 4.

In summary, the study supports the use of high-order IMEX methods for incompressible Navier-Stokes problems. Even with moderate accuracy requirements, IMEX Runge-Kutta methods present a much better choice than second-order schemes like BDF2. For high-fidelity simulations, higher-order SDC methods offer an attractive alternative. However, further research should be aimed at increasing their robustness and competitiveness, possibly by using multilevel techniques or Runge-Kutta correctors as proposed e.g. in [49] and [12], respectively.

## APPENDIX A. BUTCHER TABLEAUX OF THE IMEX RUNGE-KUTTA METHODS

## A.1. RK-TR.

$$\begin{array}{c|ccc} 0 & 0 & & \\ 1 & 0 & 1 & \\ 1 & \frac{1}{2} & 0 & \frac{1}{2} \\ \hline & \frac{1}{2} & 0 & \frac{1}{2} \end{array} \quad \begin{array}{c|ccc} 0 & 0 & & \\ 1 & 1 & 0 & \\ 1 & \frac{1}{2} & \frac{1}{2} & 0 \\ \hline & \frac{1}{2} & \frac{1}{2} & 0 \end{array} \quad (31)$$

## A.2. RK-CB2 [11].

$$\begin{array}{c|ccc} 0 & 0 & & \\ \frac{2}{5} & 0 & \frac{2}{5} & \\ 1 & 0 & \frac{5}{6} & \frac{1}{6} \\ \hline & 0 & \frac{5}{6} & \frac{1}{6} \end{array} \quad \begin{array}{c|ccc} 0 & 0 & & \\ \frac{2}{5} & \frac{2}{5} & 0 & \\ 1 & 0 & 1 & 0 \\ \hline & 0 & \frac{5}{6} & \frac{1}{6} \end{array} \quad (32)$$

## A.3. RK-CB3c [11].

$$\begin{array}{c|cccc} 0 & 0 & & & \\ 3375509829940 & 0 & 3375509829940 & & \\ 4525919076317 & 0 & 4525919076317 & & \\ 272778623835 & 0 & 11712383888607531889907 & 566138307881 & \\ 1039454778728 & 0 & 32694570495602105556248 & 912153721139 & \\ 1 & 0 & 673488652607 & 493801219040 & 184814777513 \\ \hline & 0 & 2334033219546 & 853653026979 & 1389668723319 \\ & 0 & 673488652607 & 493801219040 & 184814777513 \\ & & 2334033219546 & 853653026979 & 1389668723319 \end{array} \quad (33a)$$

$$\begin{array}{c|cccc} 0 & 0 & & & \\ 3375509829940 & 3375509829940 & & & \\ 4525919076317 & 4525919076317 & 0 & & \\ 272778623835 & 0 & 272778623835 & & 0 \\ 1039454778728 & 0 & 1039454778728 & & 0 \\ 1 & 0 & 673488652607 & 1660544566939 & 0 \\ \hline & 0 & 2334033219546 & 2334033219546 & \\ & 0 & 673488652607 & 493801219040 & 184814777513 \\ & & 2334033219546 & 853653026979 & 1389668723319 \end{array} \quad (33b)$$

Remark: The original publication contains a typo that causes  $a_{4,3}^{\text{IM}}$  and  $a_{4,3}^{\text{EX}}$  to be swapped.

## A.4. RK-CB3e [11].

$$\begin{array}{c|ccc} 0 & 0 & & \\ \frac{1}{3} & 0 & \frac{1}{3} & \\ 1 & 0 & \frac{1}{2} & \frac{1}{2} \\ 1 & 0 & \frac{3}{4} & -\frac{1}{4} & \frac{1}{2} \\ \hline & 0 & \frac{3}{4} & -\frac{1}{4} & \frac{1}{2} \end{array} \quad \begin{array}{c|ccc} 0 & 0 & & \\ \frac{1}{3} & \frac{1}{3} & 0 & \\ 1 & 0 & 1 & 0 \\ 1 & 0 & \frac{3}{4} & \frac{1}{4} & 0 \\ \hline & 0 & \frac{3}{4} & -\frac{1}{4} & \frac{1}{2} \end{array} \quad (34)$$

## A.5. RK-CB4 [11].

0	0						
$\frac{1}{4}$	$\frac{1}{8}$	$\frac{1}{8}$					
$\frac{3}{4}$	<u>216145252607</u>	<u>257479850128</u>	<u>30481561667</u>				
3	<u>961230882893</u>	<u>1143310606989</u>	<u>101628412017</u>				
4	<u>232049084587</u>	<u>381180097479</u>	<u>54660926949</u>	344309628413			
8	<u>1377130630063</u>	<u>1276440792700</u>	<u>461115766612</u>	552073727558			(35a)
$\frac{1}{2}$	<u>232049084587</u>	<u>322009889509</u>	<u>100836174740</u>	<u>250423827953</u>	$\frac{1}{2}$		
2	<u>1377130630063</u>	<u>2243393849156</u>	<u>861952129159</u>	<u>1283875864443</u>			
1	<u>232049084587</u>	<u>322009889509</u>	<u>195109672787</u>	<u>340582416761</u>	<u>463396075661</u>	<u>323177943294</u>	
	<u>1377130630063</u>	<u>2243393849156</u>	<u>1233165545817</u>	<u>705418832319</u>	<u>409972144477</u>	<u>1626646580633</u>	
	<u>232049084587</u>	<u>322009889509</u>	<u>195109672787</u>	<u>340582416761</u>	<u>463396075661</u>	<u>323177943294</u>	
	<u>1377130630063</u>	<u>2243393849156</u>	<u>1233165545817</u>	<u>705418832319</u>	<u>409972144477</u>	<u>1626646580633</u>	

0	0						
$\frac{1}{4}$	$\frac{1}{4}$	0					
$\frac{3}{4}$	<u>153985248130</u>	<u>902825336800</u>	0				
3	<u>1004999853329</u>	<u>1512825644809</u>	0				
4	<u>232049084587</u>	<u>99316866929</u>	<u>82888780751</u>	0			
8	<u>1377130630063</u>	<u>820744730663</u>	<u>969573940619</u>	0			(35b)
$\frac{1}{2}$	<u>232049084587</u>	<u>322009889509</u>	<u>57501241309</u>	<u>76345938311</u>			
2	<u>1377130630063</u>	<u>2243393849156</u>	<u>765040883867</u>	<u>676824576433</u>			
1	<u>232049084587</u>	<u>322009889509</u>	<u>195109672787</u>	<u>4099309936455</u>	<u>1395992540491</u>		
	<u>1377130630063</u>	<u>2243393849156</u>	<u>1233165545817</u>	<u>6310162971841</u>	<u>933264948679</u>	0	
	<u>232049084587</u>	<u>322009889509</u>	<u>195109672787</u>	<u>340582416761</u>	<u>463396075661</u>	<u>323177943294</u>	
	<u>1377130630063</u>	<u>2243393849156</u>	<u>1233165545817</u>	<u>705418832319</u>	<u>409972144477</u>	<u>1626646580633</u>	

## A.6. RK-ARS3 [3].

0	0					0	0				
$\frac{1}{2}$	0	$\frac{1}{2}$			$\frac{1}{2}$	$\frac{1}{2}$	0				
$\frac{2}{3}$	0	$\frac{1}{6}$	$\frac{1}{2}$			$\frac{2}{3}$	$\frac{11}{18}$	$\frac{1}{18}$	0		
$\frac{1}{2}$	0	$-\frac{1}{2}$	$\frac{1}{2}$	$\frac{1}{2}$			$\frac{1}{2}$	$\frac{5}{6}$	$-\frac{5}{6}$	$\frac{1}{2}$	0
1	0	$\frac{3}{2}$	$-\frac{3}{2}$	$\frac{1}{2}$	$\frac{1}{2}$	1	$\frac{1}{4}$	$\frac{7}{4}$	$\frac{3}{4}$	$-\frac{7}{4}$	0
	0	$\frac{3}{2}$	$-\frac{3}{2}$	$\frac{1}{2}$	$\frac{1}{2}$		$\frac{1}{4}$	$\frac{7}{4}$	$\frac{3}{4}$	$-\frac{7}{4}$	0

## REFERENCES

- [1] Naveed Ahmed, Simon Becher, and Gunar Matthies. “Higher-order discontinuous Galerkin time stepping and local projection stabilization techniques for the transient Stokes problem”. In: *Computer Methods in Applied Mechanics and Engineering* 313 (Jan. 2017), pp. 28–52. DOI: 10.1016/j.cma.2016.09.026.
- [2] Mine Akbas et al. “The analogue of grad-div stabilization in DG methods for incompressible flows: Limiting behavior and extension to tensor-product meshes”. In: *Computer Methods in Applied Mechanics and Engineering* 341 (Nov. 2018), pp. 917–938. DOI: 10.1016/j.cma.2018.07.019.
- [3] Uri M. Ascher, Steven J. Ruuth, and Raymond J. Spiteri. “Implicit-explicit Runge-Kutta methods for time-dependent partial differential equations”. In: *Applied Numerical Mathematics* 25.2-3 (Nov. 1997), pp. 151–167. DOI: 10.1016/S0168-9274(97)00056-1. URL: [http://dx.doi.org/10.1016/S0168-9274\(97\)00056-1](http://dx.doi.org/10.1016/S0168-9274(97)00056-1).
- [4] F. Bassi et al. “Linearly implicit Rosenbrock-type Runge–Kutta schemes applied to the Discontinuous Galerkin solution of compressible and incompressible unsteady flows”. In: *Computers & Fluids* 118 (Sept. 2015), pp. 305–320. DOI: 10.1016/j.compfluid.2015.06.007. URL: <http://dx.doi.org/10.1016/j.compfluid.2015.06.007>.

- [5] Francesco Bassi et al. “Entropy-Adjoint p-Adaptive Discontinuous Galerkin Method for the Under-Resolved Simulation of Turbulent Flows”. In: *AIAA Journal* 58.9 (Sept. 2020), pp. 3963–3977. DOI: 10.2514/1.j058847. URL: <https://doi.org/10.2514%2F1.j058847>.
- [6] Andrea D. Beck et al. “High-order discontinuous Galerkin spectral element methods for transitional and turbulent flow simulations”. In: *International Journal for Numerical Methods in Fluids* 76.8 (Aug. 2014), pp. 522–548. DOI: 10.1002/flid.3943.
- [7] Sebastiano Boscarino, Francis Filbet, and Giovanni Russo. “High Order Semi-implicit Schemes for Time Dependent Partial Differential Equations”. In: *Journal of Scientific Computing* 68.3 (Jan. 2016), pp. 975–1001. DOI: 10.1007/s10915-016-0168-y.
- [8] Sebastiano Boscarino, Jing-Mei Qiu, and Giovanni Russo. “Implicit-Explicit Integral Deferred Correction Methods for Stiff Problems”. In: *SIAM Journal on Scientific Computing* 40.2 (Jan. 2018), A787–A816. DOI: 10.1137/16m1105232. URL: <https://doi.org/10.1137%2F16m1105232>.
- [9] M. E. Brachet. “Direct simulation of three-dimensional turbulence in the Taylor–Green vortex”. In: *Fluid Dynamics Research* 8.1-4 (Oct. 1991), pp. 1–8. DOI: 10.1016/0169-5983(91)90026-f. URL: <https://doi.org/10.1016%2F0169-5983%2891%2990026-f>.
- [10] Claudio Canuto et al. *Spectral Methods. Fundamentals in Single Domains*. Springer Berlin Heidelberg, Sept. 7, 2011. 592 pp. URL: [https://www.ebook.de/de/product/5194670/claudio\\_canuto\\_m\\_yousuff\\_hussaini\\_alfio\\_quarteroni\\_thomas\\_a\\_zang\\_spectral\\_methods.html](https://www.ebook.de/de/product/5194670/claudio_canuto_m_yousuff_hussaini_alfio_quarteroni_thomas_a_zang_spectral_methods.html).
- [11] Daniele Cavaglieri and Thomas Bewley. “Low-storage implicit/explicit Runge-Kutta schemes for the simulation of stiff high-dimensional ODE systems”. In: *Journal of Computational Physics* 286 (Apr. 2015), pp. 172–193. DOI: 10.1016/j.jcp.2015.01.031.
- [12] Andrew Christlieb et al. “Semi-implicit integral deferred correction constructed with additive Runge–Kutta methods”. In: *Communications in Mathematical Sciences* 9.3 (2011), pp. 879–902. DOI: 10.4310/cms.2011.v9.n3.a10. URL: <http://dx.doi.org/10.4310/CMS.2011.v9.n3.a10>.
- [13] Alok Dutt, Leslie Greengard, and Vladimir Rokhlin. “Spectral Deferred Correction Methods for Ordinary Differential Equations”. In: *Bit Numerical Mathematics* 40.2 (2000), pp. 241–266. DOI: 10.1023/a:1022338906936.
- [14] Niklas Fehn, Wolfgang A. Wall, and Martin Kronbichler. “On the stability of projection methods for the incompressible Navier-Stokes equations based on high-order discontinuous Galerkin discretizations”. In: *Journal of Computational Physics* 351 (Dec. 2017), pp. 392–421. DOI: 10.1016/j.jcp.2017.09.031.
- [15] Niklas Fehn, Wolfgang A. Wall, and Martin Kronbichler. “Efficiency of high-performance discontinuous Galerkin spectral element methods for under-resolved turbulent incompressible flows”. In: *International Journal for Numerical Methods in Fluids* 88.1 (May 2018), pp. 32–54. DOI: 10.1002/flid.4511. URL: <https://doi.org/10.1002%2Fflid.4511>.
- [16] Niklas Fehn et al. “High-order DG solvers for underresolved turbulent incompressible flows: A comparison of  $L^2$  and  $H(\text{div})$  methods”. In: *International Journal for Numerical Methods in Fluids* 91.11 (Aug. 2019), pp. 533–556. DOI: 10.1002/flid.4763.
- [17] J. Frank, W. Hundsdorfer, and J.G. Verwer. “On the stability of implicit-explicit linear multistep methods”. In: *Applied Numerical Mathematics* 25.2-3 (Nov. 1997), pp. 193–205. DOI: 10.1016/s0168-9274(97)00059-7. URL: <https://doi.org/10.1016%2Fs0168-9274%2897%2900059-7>.
- [18] Gregor J. Gassner and Andrea D. Beck. “On the accuracy of high-order discretizations for under-resolved turbulence simulations”. In: *Theoretical and Computational Fluid Dynamics* 27.3-4 (Jan. 2013), pp. 221–237. DOI: 10.1007/s00162-011-0253-7. URL: <https://doi.org/10.1007%2Fs00162-011-0253-7>.
- [19] J. L. Guermond and Jie Shen. “Velocity-Correction Projection Methods for Incompressible Flows”. In: *SIAM Journal on Numerical Analysis* 41.1 (Jan. 2003), pp. 112–134. DOI: 10.1137/s0036142901395400.
- [20] Thomas Hagstrom and Ruhai Zhou. “On the spectral deferred correction of splitting methods for initial value problems”. In: *Communications in Applied Mathematics and Computational Science*

- 1.1 (Dec. 2006), pp. 169–205. DOI: 10.2140/camcos.2006.1.169. URL: <https://doi.org/10.2140%2Fcamcos.2006.1.169>.
- [21] Ernst Hairer and Gerhard Wanner. *Solving Ordinary Differential Equations II*. Springer Berlin Heidelberg, 1996. DOI: 10.1007/978-3-642-05221-7.
- [22] Alexander Heinecke et al. “LIBXSMM: Accelerating Small Matrix Multiplications by Runtime Code Generation”. In: *SC '16: Proceedings of the International Conference for High Performance Computing, Networking, Storage and Analysis*. IEEE, Nov. 2016, pp. 981–991. DOI: 10.1109/sc.2016.83. URL: <https://doi.org/10.1109%2Fsc.2016.83>.
- [23] Bärbel Janssen and Guido Kanschat. “Adaptive Multilevel Methods with Local Smoothing for  $H^1$ - and  $H^{\text{curl}}$ -Conforming High Order Finite Element Methods”. In: *SIAM Journal on Scientific Computing* 33.4 (Jan. 2011), pp. 2095–2114. DOI: 10.1137/090778523. URL: <https://doi.org/10.1137%2F090778523>.
- [24] Volker John, Gunar Matthies, and Joachim Rang. “A comparison of time-discretization/linearization approaches for the incompressible Navier–Stokes equations”. In: *Computer Methods in Applied Mechanics and Engineering* 195.44-47 (Sept. 2006), pp. 5995–6010. DOI: 10.1016/j.cma.2005.10.007. URL: <http://dx.doi.org/10.1016/j.cma.2005.10.007>.
- [25] Sumedh M. Joshi et al. “A post-processing technique for stabilizing the discontinuous pressure projection operator in marginally-resolved incompressible inviscid flow”. In: *Computers & Fluids* 139 (Nov. 2016), pp. 120–129. DOI: 10.1016/j.compfluid.2016.04.021.
- [26] Giridhar Jothiprasad, Dimitri J. Mavriplis, and David A. Caughey. “Higher-order time integration schemes for the unsteady Navier–Stokes equations on unstructured meshes”. In: *Journal of Computational Physics* 191.2 (Nov. 2003), pp. 542–566. DOI: 10.1016/s0021-9991(03)00330-9. URL: <https://doi.org/10.1016%2Fs0021-9991%2803%2900330-9>.
- [27] Alex Kanevsky et al. “Application of implicit–explicit high order Runge–Kutta methods to discontinuous–Galerkin schemes”. In: *Journal of Computational Physics* 225.2 (Aug. 2007), pp. 1753–1781. DOI: 10.1016/j.jcp.2007.02.021. URL: <https://doi.org/10.1016%2Fj.jcp.2007.02.021>.
- [28] George Karniadakis and Spencer Sherwin. *Spectral/hp Element Methods for Computational Fluid Dynamics*. Oxford University Press, June 2005. DOI: 10.1093/acprof:oso/9780198528692.001.0001.
- [29] George Em Karniadakis, Moshe Israeli, and Steven A Orszag. “High-order splitting methods for the incompressible Navier-Stokes equations”. In: *Journal of Computational Physics* 97.2 (Dec. 1991), pp. 414–443. DOI: 10.1016/0021-9991(91)90007-8.
- [30] Christopher A. Kennedy and Mark H. Carpenter. “Additive Runge–Kutta schemes for convection–diffusion–reaction equations”. In: *Applied Numerical Mathematics* 44.1-2 (Jan. 2003), pp. 139–181. DOI: 10.1016/s0168-9274(02)00138-1.
- [31] B. Klein et al. “An extension of the SIMPLE based discontinuous Galerkin solver to unsteady incompressible flows”. In: *International Journal for Numerical Methods in Fluids* 77.10 (Jan. 2015), pp. 571–589. DOI: 10.1002/flid.3994.
- [32] Anita Layton and Michael Minion. “Implications of the choice of predictors for semi-implicit Picard integral deferred correction methods”. In: *Communications in Applied Mathematics and Computational Science* 2.1 (Aug. 2007), pp. 1–34. DOI: 10.2140/camcos.2007.2.1. URL: <http://dx.doi.org/10.2140/camcos.2007.2.1>.
- [33] E. Leriche et al. “Numerical Evaluation of the Accuracy and Stability Properties of High-order Direct Stokes Solvers with or without Temporal Splitting”. In: *Journal of Scientific Computing* 26.1 (Jan. 2006), pp. 25–43. DOI: 10.1007/s10915-004-4798-0. URL: <http://dx.doi.org/10.1007/s10915-004-4798-0>.
- [34] James W. Lottes and Paul F. Fischer. “Hybrid Multigrid/Schwarz Algorithms for the Spectral Element Method”. In: *Journal of Scientific Computing* 24.1 (July 2005), pp. 45–78. DOI: 10.1007/s10915-004-4787-3. URL: <https://doi.org/10.1007%2Fs10915-004-4787-3>.

- [35] M.L. Minion and R.I. Saye. “Higher-order temporal integration for the incompressible Navier–Stokes equations in bounded domains”. In: *Journal of Computational Physics* 375 (Dec. 2018), pp. 797–822. DOI: 10.1016/j.jcp.2018.08.054.
- [36] Michael L. Minion. “Semi-implicit spectral deferred correction methods for ordinary differential equations”. In: *Communications in Mathematical Sciences* 1.3 (2003), pp. 471–500. DOI: 10.4310/cms.2003.v1.n3.a6.
- [37] Michael L. Minion. “Semi-implicit projection methods for incompressible flow based on spectral deferred corrections”. In: *Applied Numerical Mathematics* 48.3-4 (Mar. 2004), pp. 369–387. DOI: 10.1016/j.apnum.2003.11.005. URL: <http://dx.doi.org/10.1016/j.apnum.2003.11.005>.
- [38] Martin Niemann. “Buoyancy Effects in Turbulent Liquid Metal Flow”. A Study in Square Channels and Behind Sudden Expansions. PhD thesis. Institute of Fluid Mechanics, TU Dresden, 2018.
- [39] Nikolay Nikitin. “Third-order-accurate semi-implicit Runge–Kutta scheme for incompressible Navier–Stokes equations”. In: *International Journal for Numerical Methods in Fluids* 51.2 (2006), pp. 221–233. DOI: 10.1002/flid.1122. URL: <https://doi.org/10.1002%2Fflid.1122>.
- [40] G. Noventa et al. “A high-order Discontinuous Galerkin solver for unsteady incompressible turbulent flows”. In: *Computers & Fluids* 139 (Nov. 2016), pp. 248–260. DOI: 10.1016/j.compfluid.2016.03.007. URL: <http://dx.doi.org/10.1016/j.compfluid.2016.03.007>.
- [41] Benjamin W. Ong and Raymond J. Spiteri. “Deferred Correction Methods for Ordinary Differential Equations”. In: *Journal of Scientific Computing* 83.3 (June 2020). DOI: 10.1007/s10915-020-01235-8. URL: <http://dx.doi.org/10.1007/s10915-020-01235-8>.
- [42] Yu Pan et al. “Development of a Balanced Adaptive Time-Stepping Strategy Based on an Implicit JFNK-DG Compressible Flow Solver”. In: *Communications on Applied Mathematics and Computation* (Aug. 2021). DOI: 10.1007/s42967-021-00138-1. URL: <https://doi.org/10.1007%2Fs42967-021-00138-1>.
- [43] Will Pazner and Per-Olof Persson. “Stage-parallel fully implicit Runge–Kutta solvers for discontinuous Galerkin fluid simulations”. In: *Journal of Computational Physics* 335 (Apr. 2017), pp. 700–717. DOI: 10.1016/j.jcp.2017.01.050. URL: <https://doi.org/10.1016%2Fj.jcp.2017.01.050>.
- [44] Per-Olof Persson. “High-Order LES Simulations using Implicit-Explicit Runge-Kutta Schemes”. In: *49th AIAA Aerospace Sciences Meeting including the New Horizons Forum and Aerospace Exposition* (Jan. 2011). DOI: 10.2514/6.2011-684. URL: <http://dx.doi.org/10.2514/6.2011-684>.
- [45] Per-Olof Persson, David Willis, and Jaime Peraire. “The Numerical Simulation of Flapping Wings at Low Reynolds Numbers”. In: *48th AIAA Aerospace Sciences Meeting Including the New Horizons Forum and Aerospace Exposition*. American Institute of Aeronautics and Astronautics, Jan. 2010. DOI: 10.2514/6.2010-724. URL: <https://doi.org/10.2514%2F6.2010-724>.
- [46] Marian Piatkowski, Steffen Müthing, and Peter Bastian. “A stable and high-order accurate discontinuous Galerkin based splitting method for the incompressible Navier–Stokes equations”. In: *Journal of Computational Physics* 356 (Mar. 2018), pp. 220–239. DOI: 10.1016/j.jcp.2017.11.035. URL: <https://doi.org/10.1016%2Fj.jcp.2017.11.035>.
- [47] Kevin Schaal et al. “Astrophysical hydrodynamics with a high-order discontinuous Galerkin scheme and adaptive mesh refinement”. In: *Monthly Notices of the Royal Astronomical Society* 453.4 (Sept. 2015), pp. 4279–4301. DOI: 10.1093/mnras/stv1859.
- [48] Ben S. Southworth, Oliver Krzysik, and Will Pazner. “Fast solution of fully implicit Runge-Kutta and discontinuous Galerkin in time for numerical PDEs, Part II: nonlinearities and DAEs”. In: (Jan. 5, 2021). arXiv: 2101.01776 [math.NA].
- [49] Robert Speck et al. “A multi-level spectral deferred correction method”. In: *BIT Numerical Mathematics* 55.3 (Aug. 2015), pp. 843–867. DOI: 10.1007/s10543-014-0517-x. URL: <http://dx.doi.org/10.1007/s10543-014-0517-x>.

- [50] Jörg Stiller. “Nonuniformly Weighted Schwarz Smoothers for Spectral Element Multigrid”. In: *Journal of Scientific Computing* 72.1 (Dec. 2016), pp. 81–96. DOI: 10.1007/s10915-016-0345-z.
- [51] Jörg Stiller. “Robust multigrid for high-order discontinuous Galerkin methods: A fast Poisson solver suitable for high-aspect ratio Cartesian grids”. In: *Journal of Computational Physics* 327 (Dec. 2016), pp. 317–336. DOI: 10.1016/j.jcp.2016.09.041.
- [52] Jörg Stiller. “Robust Multigrid for Cartesian Interior Penalty DG Formulations of the Poisson Equation in 3D”. In: *Lecture Notes in Computational Science and Engineering*. Springer International Publishing, 2017, pp. 189–201. DOI: 10.1007/978-3-319-65870-4\_12.
- [53] Jörg Stiller. “A spectral deferred correction method for incompressible flow with variable viscosity”. In: *Journal of Computational Physics* 423 (Dec. 2020), p. 109840. DOI: 10.1016/j.jcp.2020.109840. URL: <https://doi.org/10.1016%2Fj.jcp.2020.109840>.
- [54] Maurizio Tavelli and Michael Dumbser. “A staggered space–time discontinuous Galerkin method for the three-dimensional incompressible Navier–Stokes equations on unstructured tetrahedral meshes”. In: *Journal of Computational Physics* 319 (Aug. 2016), pp. 294–323. DOI: 10.1016/j.jcp.2016.05.009.
- [55] Geoffrey Ingram Taylor and Albert Edward Green. “Mechanism of the production of small eddies from large ones”. In: *Proceedings of the Royal Society of London. Series A - Mathematical and Physical Sciences* 158.895 (Feb. 1937), pp. 499–521. DOI: 10.1098/rspa.1937.0036. URL: <https://doi.org/10.1098%2Frspa.1937.0036>.
- [56] A. Uranga et al. “Implicit Large Eddy Simulation of transition to turbulence at low Reynolds numbers using a Discontinuous Galerkin method”. In: *International Journal for Numerical Methods in Engineering* 87.1-5 (Oct. 2010), pp. 232–261. DOI: 10.1002/nme.3036. URL: <http://dx.doi.org/10.1002/nme.3036>.
- [57] C. Carton de Wiart et al. “Assessment of a discontinuous Galerkin method for the simulation of vortical flows at high Reynolds number”. In: *International Journal for Numerical Methods in Fluids* 74.7 (Nov. 2014), pp. 469–493. DOI: 10.1002/flid.3859. URL: <https://doi.org/10.1002%2Fflid.3859>.
- [58] Andrew R. Winters et al. “A comparative study on polynomial dealiasing and split form discontinuous Galerkin schemes for under-resolved turbulence computations”. In: *Journal of Computational Physics* 372 (Nov. 2018), pp. 1–21. DOI: 10.1016/j.jcp.2018.06.016. URL: <https://doi.org/10.1016%2Fj.jcp.2018.06.016>.