

Active Sensing for Communications by Learning

Foad Sohrabi, *Member, IEEE*, Tao Jiang, *Graduate Student Member, IEEE*,
Wei Cui, *Graduate Student Member, IEEE*, and Wei Yu, *Fellow, IEEE*

Abstract—This paper proposes a deep learning approach to a class of active sensing problems in wireless communications in which an agent sequentially interacts with an environment over a predetermined number of time frames to gather information in order to perform a sensing or actuation task for maximizing some utility function. In such an active learning setting, the agent needs to design an adaptive sensing strategy sequentially based on the observations made so far. To tackle such a challenging problem in which the dimension of historical observations increases over time, we propose to use a long short-term memory (LSTM) network to exploit the temporal correlations in the sequence of observations and to map each observation to a fixed-size state information vector. We then use a deep neural network (DNN) to map the LSTM state at each time frame to the design of the next measurement step. Finally, we employ another DNN to map the final LSTM state to the desired solution. We investigate the performance of the proposed framework for adaptive channel sensing problems in wireless communications. In particular, we consider the adaptive beamforming problem for mmWave beam alignment and the adaptive reconfigurable intelligent surface sensing problem for reflection alignment. Numerical results demonstrate that the proposed deep active sensing strategy outperforms the existing adaptive or nonadaptive sensing schemes.

Index Terms—Active learning, adaptive sensing, beam alignment, reconfigurable intelligent surface (RIS), recurrent neural network (RNN).

I. INTRODUCTION

The active sequential learning problem naturally arises in many complex inference, sensing, and control settings, e.g., tree-search [1], sequential design of experiments [2] (an example of which is the game of twenty questions [3]), and the multi-armed bandit [4] problems. These problems typically involve an estimation or adaptive control task which is based on sequential sensing of the environment—in the sense that instead of passively collecting all the observations of the environment at once, the agent seeks to *actively* and *sequentially* query the environment to build up its knowledge about the problem instance, in order to produce a final optimal solution. In other words, at each time step of the query procedure, the agent can adaptively design its sensing strategy based on the information obtained from all the previous steps. The design of active sensing strategies is a highly nontrivial task. The goal of this paper is to develop a unified deep learning framework to design active sensing procedures in a data-driven way.

More specifically, this paper considers an active sensing process in which the agent seeks to find a solution to an

optimization problem of interest by acquiring sequential measurements of the environment across multiple time frames. The measurement obtained by the agent in each time frame is a function of the sensing strategy employed by the agent. To achieve the best final performance, the agent can adaptively design the sensing strategy in each time frame based on the available historical observations obtained in the previous time frames. Finally, after a fixed number of measurement acquisition steps, the agent utilizes all the observations to compute an optimized solution to an estimation or control task.

An important application of active learning is in channel estimation for wireless communications. In the initial channel sensing phase for many wireless protocols, the base station (BS) needs to obtain channel state information (CSI) for the subsequent communication phase, but the wireless channels are typically high dimensional and often the BS can only make a low-dimensional observation based on probing the channel in a specific direction. This paper aims to show that adopting a data-driven active channel sensing strategy can significantly improve the system performance, as compared to the conventional passive approach in which the sensing directions are fixed beforehand.

In particular, this paper investigates the application of the proposed deep active learning framework to two wireless channel sensing problems: i) adaptive beamforming for mmWave beam alignment in a radio-frequency (RF) chain limited system; and ii) adaptive sensing for reflection alignment in a reconfigurable intelligent surface (RIS) assisted system. Both of these applications involve the optimal sequential sensing of a high-dimensional analog channel in the low-dimensional digital domain.

A. Main Contributions

The key challenge in tackling the active learning problem in which the agent sequentially interacts with an environment is how to summarize the historical observations over time. In particular, since the dimension of the historical data (if not processed further) grows over time and the observations are temporally correlated due to the active sensing operation, constructing a sufficient statistics of the historical observations (which is crucial for designing the next sensing strategy and for finding the solution at the final time frame) can be difficult to do analytically, and even if theoretically possible to do, can be computationally costly. In addition, finding an optimal mapping from the historical observations to the sensing strategy in the next step is a highly nontrivial task.

This paper proposes a deep learning framework to tackle these challenges. Specifically, we use a recurrent neural network (RNN) [5] to map the historical observations to a fixed-size representation, called *state information*, while accounting

for the temporal correlation in the sequence of observations. We choose RNN for its capacity to model and summarize sequential observations. As shown in [6], RNN is the universal function approximator for any *open dynamic system* including the active learning setting considered in this paper. Moreover, we select the long short-term memory (LSTM) variant of RNN [7], due to its robustness against gradient vanishing and exploding issues [8] even under a relatively large number of time frames. We use the hidden state of the LSTM as the state information. A deep neural network (DNN) is used to map the LSTM hidden state at each time frame to the design of the sensing action used in the next measurement phase. At the end, another DNN is employed to compute the optimized solution based on the final state of the LSTM cell.

We investigate the application of the proposed framework to two types of objectives. First, we consider a setup in which the agent is interested in estimating a parameter of the environment, which is assumed to be static across the different stages of the active learning process. Assuming that we have access to the training set including the environment parameter, this first type of objective can be treated as a supervised learning problem. Second, this paper also considers a scenario in which the agent is not directly interested in estimating the static parameter of the environment; instead, the agent aims to design some control strategy (e.g., beamforming) in order to maximize a system utility, which is a function of the environment parameter. In this case, we assume that we do not have access to the labeled data for the control strategy, and the proposed deep learning approach needs to be trained in an unsupervised fashion. We show that the proposed architecture and the training procedure apply equally well to both types of objectives.

We now describe two applications of the proposed adaptive sensing strategy to the high-dimensional analog channel sensing problems in wireless communications.

1) *Adaptive Beamforming for mmWave Initial Beam Alignment*: The first application is the directional beam alignment problem for a single-user mmWave system in which the BS is equipped with massive multiple-input multiple-output (MIMO) antennas but only has a single RF chain. In the beam alignment procedure, the BS aims to either estimate channel parameters such as the angles-of-arrival (AoAs) or to design a downlink precoder for the subsequent data transmission phase. To do so, we use an uplink pilot phase in which the RF-chain-limited BS observes the user pilots transmitted through the channel via some analog sensing vectors over multiple time frames. The idea is that we can optimize the sensing performance by designing the sensing vector sequentially over the time frames as a function of the available observations so far. Finding the optimal active sensing strategy for the initial access phase, in general, is quite a challenging task. To make the problem more tractable, most existing methods advocate selecting the analog sensing vectors from a predefined set of sensing vectors called beamforming codebook [9]–[14]. It has been recently shown that deep learning can be used to significantly improve the system performance by designing a codebook-free adaptive sensing strategy [15]. However, since the deep learning framework in [15] utilizes the (approx-

imated) posterior distribution as the state, the application of this method is limited to the single-path channel model in which the update of the posterior distribution after observing a new measurement is tractable using the Bayes's rule.

Unlike the deep learning approach in [15], we show that the proposed LSTM-based deep active sensing architecture can be used to construct effective description of the state for a more general multi-path scenario under different objectives such as AoA estimation and downlink beamforming gain maximization. Numerical results show that, even for the AoA estimation problem in the single-path environment, the proposed approach already achieves better performance as compared to the algorithm in [15], due to the fact that the posterior computation in [15] has to involve approximations in order to deal with the unknown fading coefficient.

A further advantage of the new approach is that it can handle even noncoherent measurements. To illustrate this, we apply the proposed approach to the AoA estimation problem for a noncoherent sensing scenario where the received pilots are corrupted with phase noise [16] and numerically show that the proposed approach can achieve excellent performance.

We mention here the very recent work [17], which also uses LSTM-based RNN in mmWave channel estimation, but for beam tracking, which is different from active sensing. In particular, [17] considers the AoA tracking problem in a line-of-sight environment in which a user moves around, so its AoA changes over time. To track the AoA, [17] proposes an LSTM-based RNN that captures the temporal correlation between the AoAs over the different time frames. In contrast, this paper considers a mmWave environment in which the AoAs of the user are fixed, and develops an LSTM based framework to estimate the AoAs over multiple active sensing stages where each sensing stage consists of a low-dimensional observation of the high dimensional channel.

2) *Adaptive RIS Sensing for Reflection Alignment*: As a second application, we consider a channel sensing problem for an RIS-enabled environment in which the reflection coefficients of an intelligent surface can be configured in order to maximize some system objective, e.g., the beamforming gain. A key requirement for performing such reflection alignment is to estimate the channel, which is a difficult task due to the fact that the RIS typically has many elements so the channel is high dimensional, but the overall transceiver chains are of much lower dimension.

The conventional pilot phase for obtaining CSI is designed nonadaptively. For example, [18] adopts a scheme with random phase shifts at the RIS over multiple pilot transmissions. To further improve the performance, [19] proposes to leverage location information to learn a better design for the RIS reflection coefficients in the channel estimation phase, but it is not a data-driven approach. In this paper, we make a case that a data-driven approach can result in a significantly better design of the reflection coefficients in the uplink channel estimation phase. Moreover, an active learning based approach in which the reflection coefficients in each stage of the channel sensing phase are designed as a function of the state information abstracted from the previous observations can further improve the overall RIS system performance.

B. Related Works on Active Learning

In the machine learning literature, the terminology of *active learning* has been mainly used for scenarios in which the model actively selects the input data and the corresponding labels during the training phase [20]–[25]. Such active learning mechanisms are utilized when the training data or labels are expensive to obtain, so the agent has to be highly selective when procuring training data in the learning process. Our notion of active learning differs from this line of work. In particular, in our framework, the agent has the freedom to acquire new measurements of the underlying channel using different sensing strategies. Further, this active measurement procedure occurs consecutively over a predetermined number of time frames within our model's computation flow for every problem instance. The agent essentially needs to successively “focus” onto a subspace of interest in the underlying environment over multiple time slots, in order to obtain a solution to the overall optimization problem, e.g., maximizing a utility function in a wireless communication network.

In this regard, the active learning setup considered in this paper is closely related to *attention mechanism* for deep learning. Attention mechanism is a process in which the model computes its output through actively zooming in different regions of the input over multiple steps. It has been widely used in areas including sequence-to-sequence machine translation [26]–[29], image captioning [30], [31], and reinforcement learning [32]. Attention mechanism has also been explored in wireless communication applications, such as for indoor optical wireless communication [33], where an attention layer is added to an RNN for processing received symbol sequences, as well as for network traffic prediction [34], where an attention module is designed to selectively zoom into the spatial-temporal representations of the wireless traffic. Despite sharing some similarities, the attention mechanism-based methods obtain measurements by focusing on individual regions of the input, e.g., different parts of the sentences or groups of pixels in the images. This way of attending to local information is applicable to inputs with clear spatial structures and divisible sub-parts, which is not the case for the wireless communication channels considered in this paper.

Furthermore, the proposed active learning framework shares similarities with some existing techniques in reinforcement learning [3], [35], [36] in which the agent repetitively measures or queries the stationary environment to gradually build up its knowledge of the environment. However, reinforcement learning is well-suited for problems with infinite horizon (or having an absorbing state in the underlying Markov chain) and the agent seeks to optimize some cumulative reward, while in this paper, we seek to solve problems where the number of acquisition stages is fixed a priori, and the objective is to find a solution to an optimization problem at the final acquisition stage.

Lastly, we mention that reference [37] tackles a reinforcement learning problem for a partially observed system by proposing a deep learning framework through which the agent can construct an *approximate information state*. More specifically, in [37], the agent utilizes an RNN architecture to con-

struct an effective information state by summarizing historical information obtained in the sequential measurement procedure. We note that [37] assumes a setting for reinforcement learning in which the environment evolves over time, thus is different from the problem setting of this paper. Nonetheless, the idea in [37] of summarizing the previous observations into an information state to guide future actions is insightful and fits into our application scenarios; in fact, [37] motivated a part of the design in our framework.

C. Paper Organization and Notations

The remainder of the paper is organized as follows. Section II describes the general system model and active sensing problem formulation. Section III presents the proposed active sensing framework. Section IV discusses the application of the proposed active sensing method to adaptive beamforming for mmWave beam alignment. Section V considers the application of the proposed active sensing method to adaptive RIS sensing for reflection alignment. Finally, conclusions are drawn in Section VI.

This paper uses lower-case letters for scalar variables, lower-case bold-face letters for vectors, and upper-case bold-face letters for matrices. The real part and the imaginary part of a complex matrix \mathbf{V} are respectively given by $\Re(\mathbf{V})$ and $\Im(\mathbf{V})$. The element-wise absolute value and the element-wise phase of a complex vector \mathbf{v} are respectively given by $|\mathbf{v}|$ and $\angle \mathbf{v}$. We use the notations \odot and $(\cdot)^{\odot 2}$ to denote the element-wise division and the element-wise square, respectively. Further, we use the superscripts $(\cdot)^{\top}$, $(\cdot)^{\text{H}}$, and $(\cdot)^{\dagger}$ to denote the transpose, the Hermitian transpose, and the pseudoinverse of a matrix, respectively. The identity matrix with appropriate dimensions is denoted by \mathbf{I} ; the all-ones vector with appropriate dimension is denoted by $\mathbf{1}$; $\mathbb{R}^{m \times n}$ denotes an m by n dimensional real space; $\mathbb{C}^{m \times n}$ denotes an m by n dimensional complex space; $\mathcal{CN}(\mathbf{0}, \mathbf{R})$ represents the zero-mean circularly symmetric complex Gaussian distributions with covariance matrix \mathbf{R} . The notations $\log_2(\cdot)$, $\log_{10}(\cdot)$, and $\mathbb{E}[\cdot]$ represent the binary logarithm, decimal logarithm, and expectation operators, respectively. Further, $\|\cdot\|_2$ indicates the Euclidean norm of a vector. Finally, the rectified linear unit (ReLU), sigmoid, and hyperbolic tangent activation functions are respectively defined as $\text{relu}(x) \triangleq \max(0, x)$, $\text{sigmoid}(x) \triangleq \frac{1}{1+e^{-x}}$, and $\tanh(x) \triangleq \frac{e^x - e^{-x}}{e^x + e^{-x}}$.

II. SYSTEM MODEL AND PROBLEM FORMULATION

We begin by considering an active sensing setup where an agent interacts with an environment over T time frames for the purpose of estimating a parameter $\boldsymbol{\theta} \in \mathbb{R}^N$. In each time frame t , the agent designs a sensing vector $\mathbf{w}_t \in \mathbb{R}^M$ and subsequently observes a measurement $\mathbf{y}_t \in \mathbb{R}^D$, which is a function of the sensing vector \mathbf{w}_t , the underlying system parameter $\boldsymbol{\theta}$, and possibly additional stochastic parameters of the system $\mathbf{u}_t \in \mathbb{R}^U$ as:

$$\mathbf{y}_t = \mathcal{H}(\mathbf{w}_t, \boldsymbol{\theta}, \mathbf{u}_t), \quad t = 1, \dots, T, \quad (1)$$

where $\mathcal{H} : \mathbb{R}^M \times \mathbb{R}^N \times \mathbb{R}^U \rightarrow \mathbb{R}^D$ determines the input-output relationship of the sensing operation. Here, we assume that the

system parameter θ has a prior distribution and is unknown but fixed over t , while the stochastic parameter \mathbf{u}_t is random and unknown. An example of a sensing vector is an analog receive beamformer, which gives rise to a low-dimensional digital measurement.

The agent can sequentially design the sensing vector \mathbf{w}_t at each time frame $t = 1, \dots, T$, possibly in an adaptive manner. This means that the sensing vector in time frame $t + 1$ can be designed according to the historical observations, i.e., the measurements and the sensing vectors prior to time frame $t + 1$, as:

$$\mathbf{w}_{t+1} = \mathcal{G}_t(\mathbf{y}_{1:t}, \mathbf{w}_{1:t}), \quad t = 0, \dots, T-1, \quad (2)$$

where $\mathcal{G}_t : \mathbb{R}^{tD} \times \mathbb{R}^{tM} \rightarrow \mathbb{R}^M$ is the adaptive sensing strategy adopted by the agent in time frame t . Note that since no prior observation is available at time frame $t = 0$, we let $\mathbf{w}_1 = \mathcal{G}_0(\emptyset, \emptyset)$, where \emptyset denotes that $\mathcal{G}_0(\cdot, \cdot)$ accepts no inputs and it always outputs the same initial vector \mathbf{w}_1 .

The final estimate of the vector parameter θ can be obtained as a function of the sensing vectors used in all T time frames and the corresponding observed measurements as:

$$\hat{\theta} = \mathcal{F}(\mathbf{y}_{1:T}, \mathbf{w}_{1:T}), \quad (3)$$

where $\mathcal{F} : \mathbb{R}^{TD} \times \mathbb{R}^{TM} \rightarrow \mathbb{R}^N$ is the parameter estimation scheme. Assuming a distortion measure $\mathcal{E}(\cdot, \cdot)$, the parameter estimation problem can be formulated as:

$$\underset{\{\mathcal{G}_t(\cdot, \cdot)\}_{t=0}^{T-1}, \mathcal{F}(\cdot, \cdot)}{\text{minimize}} \quad \mathbb{E}[\mathcal{E}(\hat{\theta}, \theta)] \quad (4a)$$

$$\text{subject to} \quad \mathbf{w}_{t+1} = \mathcal{G}_t(\mathbf{y}_{1:t}, \mathbf{w}_{1:t}), \quad t = 0, \dots, T-1, \quad (4b)$$

$$\hat{\theta} = \mathcal{F}(\mathbf{y}_{1:T}, \mathbf{w}_{1:T}), \quad (4c)$$

where the expectation is over the distribution of all stochastic parameters of the system, i.e., θ and $\{\mathbf{u}_t\}_{t=1}^T$.

Problem (4) amounts to a joint optimization over the functions $\{\mathcal{G}_t(\cdot, \cdot)\}_{t=0}^{T-1}$ and $\mathcal{F}(\cdot, \cdot)$ which are respectively the adaptive sensing strategies in different time frames and the final parameter estimation step. In general, solving a problem that involves designing functional expressions is quite challenging. To make the problem more tractable, a common practice is to select the sensing vector \mathbf{w}_t from a predesigned set of vectors called *codebook*, based on some heuristics. For example, in adaptive beamforming for mmWave initial access, most existing methods employ a hierarchical beamforming codebook design [9]. However, it is shown that such codebook-based sensing is quite suboptimal for the initial access problem [15]. As already shown in [15], a deep learning strategy can be used to efficiently design a codebook-free sensing strategy by directly designing the mapping functions $\{\mathcal{G}_t\}_{t=0}^{T-1}$ to optimize problem (4) in a data-driven fashion.

The approach taken in [15], however, is restricted to the single-path model and further relies on a computation of posterior distribution of θ in every time step, which is computationally complex. The posterior computation is needed because the dimension of the inputs to the adaptive sensing functions $\mathcal{G}_t(\cdot, \cdot)$ increases over time (if not preprocessed) so that even for moderate values of T the design of functions $\mathcal{G}_t(\cdot, \cdot)$ becomes intractable. To address this issue, the conventional

approach abstracts the historical observations into a lower-dimensional *state variable* such as the posterior distribution of θ , which is a sufficient statistics for the estimation problem. Based on the posterior, the sensing vector at time t and the final estimator at time T can then be derived. However, it is not always easy to compute such a posterior distribution. For example, in order to compute the posterior, the agent needs to know the input-output model of the system and the distribution of the stochastic parameters in (1). In many practical scenarios, such information may not be available. Further, even if such information is available, an efficient posterior computation is only possible for a limited class of system models. Finally, for scenarios where the system parameter θ is a continuous variable, the corresponding posterior distribution is in the form of a probability distribution function which needs to be discretized and is difficult to obtain accurately.

In this paper, we propose to employ a neural network to automatically *learn* the state variable. More specifically, since the observations are sequential and correlated in time, we use a recurrent neural network based on the LSTM architecture which captures the temporal correlation across the measurements. In each time step, the LSTM also generates a hidden state variable, which is used to design the corresponding sensing vector. In the final stage, the parameter is estimated from the final cell state variable.

The proposed architecture is not limited only to the parameter estimation problem. In many applications, instead of directly estimating the system parameter θ , the agent may be interested in designing a control action $\mathbf{v} \in \mathbb{R}^V$ in order to maximize a utility function of θ and \mathbf{v} . As an example, in the mmWave initial alignment problem, the control action is the beamforming vector for subsequent data transmission. Likewise, in the adaptive RIS sensing problem, where we adaptively design the RIS reflection coefficients in the sensing phase, the ultimate goal is to use the information gathered to optimize the RIS reflection coefficients for the subsequent data transmission phase. For these settings, the problem of interest can be formulated as:

$$\underset{\{\mathcal{G}_t(\cdot, \cdot)\}_{t=0}^{T-1}, \mathcal{F}(\cdot, \cdot)}{\text{maximize}} \quad \mathbb{E}[\mathcal{J}(\theta, \mathbf{v})] \quad (5a)$$

$$\text{subject to} \quad \mathbf{w}_{t+1} = \mathcal{G}_t(\mathbf{y}_{1:t}, \mathbf{w}_{1:t}), \quad t = 0, \dots, T-1, \quad (5b)$$

$$\mathbf{v} = \mathcal{F}(\mathbf{y}_{1:T}, \mathbf{w}_{1:T}), \quad (5c)$$

where the expectation is over the distribution of all stochastic parameters of the system, i.e., θ and $\{\mathbf{u}_t\}_{t=1}^T$. In this problem, the mapping $\mathcal{F} : \mathbb{R}^{TD} \times \mathbb{R}^{TM} \rightarrow \mathbb{R}^V$ outputs the designed control action \mathbf{v} , possibly subject to some constraints. We show that with minor modifications to the proposed deep learning framework for solving (4), we can also tackle the problem (5). Note that since in solving (5), we may not have access to labeled data for the desired output \mathbf{v} , the training of the deep neural network for solving (5) falls into the unsupervised learning paradigm.

III. DEEP ACTIVE LEARNING ARCHITECTURE

In this section, we develop a deep learning framework to solve the active sensing problems (4) and (5). In problem

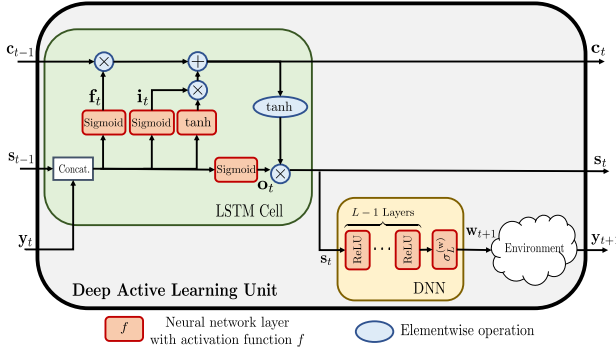


Fig. 1: The proposed deep active learning unit for designing the next sensing vector \mathbf{w}_{t+1} and updating the cell state vector \mathbf{c}_t as well as the hidden state vector \mathbf{s}_t , given the new measurement \mathbf{y}_t and the previous state vectors \mathbf{c}_{t-1} and \mathbf{s}_{t-1} .

formulations (4) and (5), the agent utilizes the entire historical observations, i.e., $\{\mathbf{y}_{1:t}, \mathbf{w}_{1:t}\}$, to design the next sensing vector \mathbf{w}_{t+1} . However, as discussed earlier, since the dimension of the historical observations increases as the time index t increases, using the entire history for constructing the sensing vector is not scalable. To address this issue, it is desirable to abstract useful information from the historical observations (for the purpose of sensing vector design) into a fixed-dimensional state information vector denoted by $\mathbf{s}_t \in \mathbb{R}^S$.

To fix ideas, assuming that the state information \mathbf{s}_t is given to the agent, we propose to use an L -layer fully-connected DNN to map the current state \mathbf{s}_t to the design of the next sensing vector as:

$$\mathbf{w}_{t+1} = \sigma_L^{(w)} \left(\mathbf{A}_L^{(w)} \sigma_{L-1}^{(w)} \left(\cdots \sigma_1^{(w)} \left(\mathbf{A}_1^{(w)} \mathbf{s}_t + \mathbf{b}_1^{(w)} \right) \cdots \right) + \mathbf{b}_L^{(w)} \right), \quad (6)$$

where $\{\mathbf{A}_\ell^{(w)}, \mathbf{b}_\ell^{(w)}\}_{\ell=1}^L$ is the set of the trainable weights and biases in the fully-connected DNN and $\sigma_\ell^{(w)}$ is the activation function of the ℓ th layer. Note that the activation functions at the hidden layers, i.e., $\sigma_1^{(w)}, \dots, \sigma_{L-1}^{(w)}$, are design parameters of the network. In this paper, we set the hidden layers' activation functions to the ReLU function, i.e., $\sigma_\ell^{(w)}(\cdot) = \text{relu}(\cdot)$, $\ell = 1, \dots, L-1$. Further, we can choose an appropriate normalization activation function in the last layer of the DNN to account for any potential constraint that the sensing vector must satisfy.

The remaining question is how to generate the state information vector \mathbf{s}_t as a function of the available historical observations at the agent. The notion of state variable is closely related to the concept of sufficient statistics for estimation. For example, [12] shows that the AoA posterior distribution is a sufficient statistics for the AoA estimation problem in a mmWave environment with a single-dominant path (which we consider in Section IV), and proposes to use the posterior distribution as the state information to design the next sensing vector. But as mentioned before, the accurate construction of posterior distribution is quite challenging. This is because to update the posterior distribution after obtaining a new measurement, we need to apply the Bayes's rule which requires

the full knowledge of the system model and typically involves multiple integrals which are difficult to evaluate.

In this paper, we seek to develop a computationally efficient framework that can automatically construct the appropriate state information \mathbf{s}_t for active sensing problems. To do so, we propose to use an LSTM network which is well-suited to keep track of arbitrary long-term dependencies in the input sequences. In particular, an LSTM cell is employed in each time frame t , which takes the new measurement \mathbf{y}_t as the input vector and updates a cell state vector \mathbf{c}_t as well as a hidden state vector \mathbf{s}_t (which is used as the state information vector in this paper), $\forall t = 0, \dots, T$, according to the following equations:

$$\mathbf{f}_t = \text{sigmoid} \left(\mathbf{A}^{(f)} \mathbf{y}_t + \mathbf{U}^{(f)} \mathbf{s}_{t-1} + \mathbf{b}^{(f)} \right), \quad (7a)$$

$$\mathbf{i}_t = \text{sigmoid} \left(\mathbf{A}^{(i)} \mathbf{y}_t + \mathbf{U}^{(i)} \mathbf{s}_{t-1} + \mathbf{b}^{(i)} \right), \quad (7b)$$

$$\mathbf{o}_t = \text{sigmoid} \left(\mathbf{A}^{(o)} \mathbf{y}_t + \mathbf{U}^{(o)} \mathbf{s}_{t-1} + \mathbf{b}^{(o)} \right), \quad (7c)$$

$$\mathbf{c}_t = \mathbf{f}_t \circ \mathbf{c}_{t-1} + \mathbf{i}_t \circ \tanh \left(\mathbf{A}^{(c)} \mathbf{y}_t + \mathbf{U}^{(c)} \mathbf{s}_{t-1} + \mathbf{b}^{(c)} \right), \quad (7d)$$

$$\mathbf{s}_t = \mathbf{o}_t \circ \tanh(\mathbf{c}_t). \quad (7e)$$

Here, $\{\mathbf{A}^{(f)}, \mathbf{A}^{(i)}, \mathbf{A}^{(o)}, \mathbf{A}^{(c)}, \mathbf{U}^{(f)}, \mathbf{U}^{(i)}, \mathbf{U}^{(o)}, \mathbf{U}^{(c)}\}$ and $\{\mathbf{b}^{(f)}, \mathbf{b}^{(i)}, \mathbf{b}^{(o)}, \mathbf{b}^{(c)}\}$ are respectively the trainable weights and biases in the LSTM network. Further, the forget gate's activation vector \mathbf{f}_t , input/update gate's activation vector \mathbf{i}_t , and output gate's activation vector \mathbf{o}_t are intermediate vectors generated within the LSTM unit to update the cell state vector \mathbf{c}_t and the hidden state vector \mathbf{s}_t . According to the conventional initialization for LSTM networks, we set $\mathbf{c}_{-1} = \mathbf{0}$, $\mathbf{s}_{-1} = \mathbf{0}$, and $\mathbf{y}_0 = \mathbf{1}$.

In this paper, we propose to use the hidden state vector \mathbf{s}_t in the LSTM unit constructed according to (7e) as the state information passed to the DNN to design the next sensing vector according to (6). The block diagram of the proposed deep active learning unit at time frame t is illustrated in Fig. 1. To learn the trainable parameters of the deep active learning unit in Fig. 1, we consider all T sensing stages and regard the end-to-end architecture as a very deep neural network, but with the weights of the LSTM units tied together.

The overall deep active sensing architecture is as shown in Fig. 2. The adaptive sensing module implemented by the DNN as in (6) and the state information constructed by the LSTM cell as in (7e) interact with each other over multiple stages to enable the design of the sensing vectors, and ultimately either to estimate the system parameter $\boldsymbol{\theta}$ (i.e., problem (4)) or to maximize the utility function $\mathcal{J}(\boldsymbol{\theta}, \mathbf{v})$ (i.e., problem (5)). The final estimation or control output is produced by another DNN in time frame T to map the final cell state vector \mathbf{c}_T to the estimate of $\boldsymbol{\theta}$ for problem (4) as:

$$\hat{\boldsymbol{\theta}} = \sigma_R^{(v)} \left(\mathbf{A}_R^{(v)} \sigma_{R-1}^{(v)} \left(\cdots \sigma_1^{(v)} \left(\mathbf{A}_1^{(v)} \mathbf{c}_T + \mathbf{b}_1^{(v)} \right) \cdots \right) + \mathbf{b}_R^{(v)} \right), \quad (8)$$

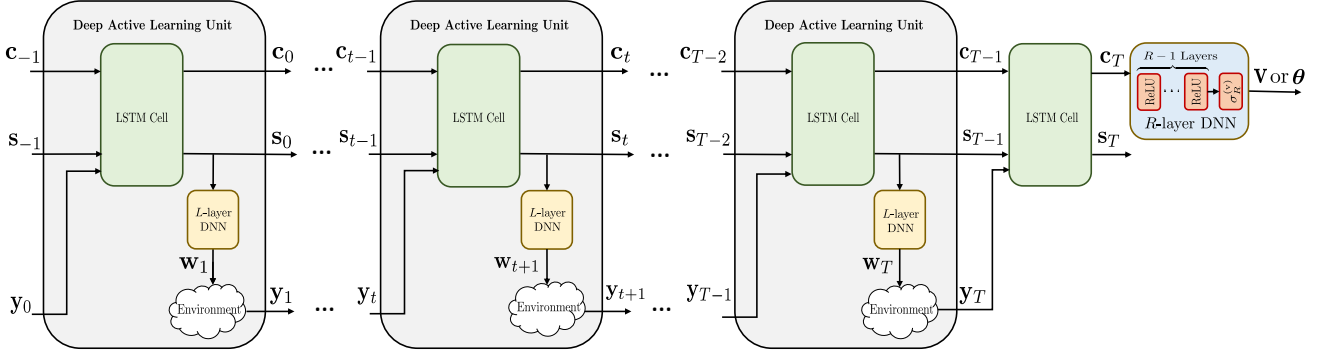


Fig. 2: The end-to-end architecture of the proposed deep active learning framework.

or to the design of \mathbf{v} for problem (5) as:

$$\mathbf{v} = \sigma_R^{(v)} \left(\mathbf{A}_R^{(v)} \sigma_{R-1}^{(v)} \left(\cdots \sigma_1^{(v)} \left(\mathbf{A}_1^{(v)} \mathbf{c}_T + \mathbf{b}_1^{(v)} \right) \cdots \right) + \mathbf{b}_R^{(v)} \right), \quad (9)$$

where $\{\mathbf{A}_r^{(v)}, \mathbf{b}_r^{(v)}\}_{\forall r}$ is the set of the trainable weights and biases and $\sigma_r^{(v)}$ is the activation function of the r th layer. We set¹ $\sigma_r^{(v)}(\cdot) = \text{relu}(\cdot)$, $r = 1, \dots, R-1$ and use the activation function in the last layer to ensure any potential constraint that the final output must satisfy. Finally, we train the neural network architecture in Fig. 2 by employing stochastic gradient descent algorithms in order to minimize the empirical average MSE (over the training set) for problem (4) or to maximize average utility function $\mathcal{J}(\cdot, \cdot)$ for problem (5).

We emphasize the importance of having a standalone DNN that maps the LSTM state at each time frame to a sensing vector, instead of letting the LSTM directly output the sensing vector. The reasons for this design choice are two-fold. First, from the model capacity perspective, it is too demanding to ask the single-layer LSTM unit to learn both the fixed-size representation of the historical measurements, i.e., the state, as well as the design of the next sensing vector. Moreover, the sensing vectors are required to be normalized, for example due to the power constraint in wireless communication settings, but the conventional LSTM unit does not include such normalization. Likewise, we need to employ another DNN at the last stage to map the final state to the estimate of θ or to the design of \mathbf{v} . This paper uses the final cell state vector \mathbf{c}_T as the input to the DNN at the final stage; see (8) and (9). However, we acknowledge that the final hidden state vector \mathbf{s}_T can alternatively be used.

We remark that the architecture proposed in this paper is closely related to the reinforcement learning framework. However, there are some subtle differences that render the direct applications of reinforcement learning to the problem under consideration challenging. First of all, we are looking for a codebook-free sensing design in which the possible action-space size is unbounded, but most of the reinforcement learning literature deals with a setup where the action is

chosen from a discrete set of actions, i.e., codebook. Moreover, reinforcement learning is typically suited for problems in which the number of stages is unbounded and the agent aims to optimize a cumulative reward. But for the problems under consideration, it is assumed that the number of time frames that the agent can interact with the environment is fixed and the agent only cares about the final performance which can be exactly computed from the training set. Therefore, the deep learning framework with supervised or unsupervised learning, which is known to have a faster convergence rate and better data efficiency as compared to reinforcement learning, is more appropriate in our setting.

IV. ACTIVE SENSING FOR MMWAVE BEAM ALIGNMENT

In this section, we consider the adaptive beamforming problem for mmWave initial alignment in an RF-chain-limited system and show that this problem can be formulated in the form of the optimization problems (4) or (5) for AoA estimation and for downlink beamforming, respectively.

A. System Model and Problem Description

Consider a mmWave communication system in which a BS with M_r antennas and a single RF chain serves a single-antenna user, as illustrated in Fig. 3. To estimate the channel from the user to the BS, we use an uplink pilot phase consisting of T time frames, in which the user transmits uplink pilots $\{x_t\}_{t=1}^T$ with power P , i.e., $x_t = \sqrt{P}$, $\forall t$. Due to the single RF chain limitation, the BS observes the received pilot signals only through analog beamforming (or sensing) vectors $\{\bar{\mathbf{w}}_t\}_{t=1}^T$, which can be designed sequentially, possibly as function of the previous observations, i.e.,

$$\bar{\mathbf{y}}_t = \sqrt{P} \bar{\mathbf{w}}_t^H \mathbf{h} + \bar{\mathbf{w}}_t^H \mathbf{z}_t, \quad t = 1, \dots, T, \quad (10)$$

where $\mathbf{h} \in \mathbb{C}^{M_r}$ is the vector of channel gains between the BS and the user, $\mathbf{z}_t \sim \mathcal{CN}(\mathbf{0}, \mathbf{I})$ is the additive white Gaussian noise, and without loss of generality we assume that the beamforming vectors have 2-norm $\|\bar{\mathbf{w}}_t\|_2^2 = 1, \forall t$. Note that the analog beamformer $\bar{\mathbf{w}}_t$ in RF-chain-limited systems is typically implemented via a network of phase shifters, and accordingly, the elements of $\bar{\mathbf{w}}_t$ satisfy the constant modulus constraint, i.e., $|\bar{w}_i^{(t)}| = \frac{1}{\sqrt{M_r}}, \forall i, t$, where $\bar{w}_i^{(t)}$ is the i th element of $\bar{\mathbf{w}}_t$. In this paper, we seek to develop a unified

¹We employ the $\text{relu}(\cdot)$ activation function due to its computation efficiency and better convergence as compared to other widely used activation functions.

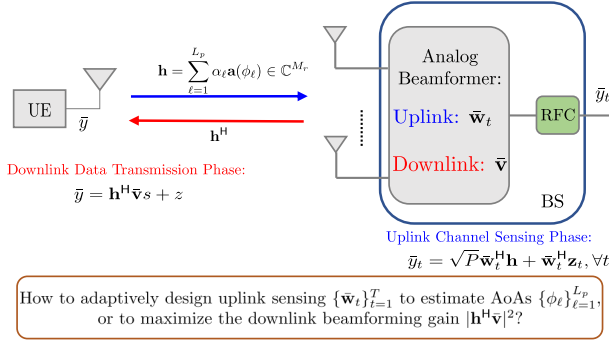


Fig. 3: System model and problem description for adaptive beamforming in the initial access phase of a mmWave communications system.

deep learning structure that can address both scenarios with and without the constant modulus constraint.

We assume that the mmWave propagation environment between the BS and the user can be modeled geometrically with L_p paths [38]. Further, by assuming uniform linear array antenna configuration, the channel between the BS and the user can be written as:

$$\mathbf{h} = \sum_{\ell=1}^{L_p} \alpha_\ell \mathbf{a}(\phi_\ell), \quad (11)$$

where $\alpha_\ell \sim \mathcal{CN}(0, 1)$ is the complex fading coefficient of the ℓ th path between the BS and the user, $\phi_\ell \in [\phi_{\min}, \phi_{\max}]$ is the corresponding AoA, and $\mathbf{a}(\cdot)$ is the array response vector given by:

$$\mathbf{a}(\phi_\ell) = \left[1, e^{j \frac{2\pi}{\lambda} d \sin \phi_\ell}, \dots, e^{j (M_r - 1) \frac{2\pi}{\lambda} d \sin \phi_\ell} \right]^\top, \quad (12)$$

where λ is the wavelength and d is the antenna spacing.

For a variety of communication applications including fingerprinting-based localization [39] and downlink beamforming for time division duplex (TDD) systems with line-of-sight condition [40], the BS is interested in estimating the AoAs, $\{\phi_\ell\}_{\ell=1}^{L_p}$, in a sensing phase, consisting of T baseband received signals $\{\bar{y}_t\}_{t=1}^T$. This sensing phase is sometimes called the *initial beam alignment* procedure, in which BS can optimize the estimation performance by adaptively designing the sequence of sensing vectors $\{\bar{\mathbf{w}}_t\}_{t=1}^T$. Specifically, the beamforming vector in time $t + 1$ can be set as a function of the historical observations including the measurements and the beamforming vectors prior to time frame $t + 1$ as:

$$\bar{\mathbf{w}}_{t+1} = \bar{\mathcal{G}}_t(\bar{y}_{1:t}, \bar{\mathbf{w}}_{1:t}), \quad t = 0, \dots, T-1. \quad (13)$$

Here, $\bar{\mathcal{G}}_t : \mathbb{C}^t \times \mathbb{C}^{tM_r} \rightarrow \mathbb{C}^{M_r}$ is the adaptive sensing strategy which outputs the next sensing vector that satisfies the required beamforming constraint, i.e., unit power constraint $\|\bar{\mathbf{w}}_t\|_2^2 = 1, \forall t$, or constant modulus constraint $|\bar{w}_i^{(t)}| = \frac{1}{\sqrt{M_r}}, \forall i, t$.

Further, the estimate for the AoA vector $\hat{\phi} \triangleq [\phi_1, \dots, \phi_{L_p}]$ can be obtained as a mapping from the entire available historical observations, i.e., all the sensing vectors and the baseband received signals in T time frames, as:

$$\hat{\phi} = \bar{\mathcal{F}}(\bar{y}_{1:T}, \bar{\mathbf{w}}_{1:T}), \quad (14)$$

where $\bar{\mathcal{F}} : \mathbb{C}^T \times \mathbb{C}^{TM_r} \rightarrow [\phi_{\min}, \phi_{\max}]^{L_p}$ is the AoA estimation scheme. By considering the MSE as the performance metric, the AoA estimation problem for initial beam alignment in a mmWave environment can be written as the following adaptive learning problem:

$$\underset{\{\bar{\mathcal{G}}_t(\cdot, \cdot)\}_{t=0}^{T-1}, \bar{\mathcal{F}}(\cdot, \cdot)}{\text{minimize}} \quad \mathbb{E} \left[\|\hat{\phi} - \phi\|_2^2 \right] \quad (15a)$$

$$\text{subject to} \quad \bar{\mathbf{w}}_{t+1} = \bar{\mathcal{G}}_t(\bar{y}_{1:t}, \bar{\mathbf{w}}_{1:t}), \quad t = 0, \dots, T-1, \quad (15b)$$

$$\hat{\phi} = \bar{\mathcal{F}}(\bar{y}_{1:T}, \bar{\mathbf{w}}_{1:T}), \quad (15c)$$

where the expectation is over the stochastic parameters of the network, i.e., $\phi, \alpha \triangleq [\alpha_1, \dots, \alpha_{L_p}]$, and $\{\mathbf{z}_t\}_{t=1}^T$.

The AoA estimation problem for initial access in (15) is in the form of the generic adaptive learning problem (4) introduced in Section II. The only minor difference, which can be easily overcome, is that all parameters and variables in (4) are assumed to be real-valued, while (15) deals with complex signals. Therefore, the proposed deep learning framework can be used to solve the active sensing problem for AoA estimation in mmWave initial beam alignment.

We remark that the joint design of the adaptive beamforming strategy and the AoA estimation scheme by directly solving the problem (15) using conventional optimization tools is challenging. As mentioned earlier, the conventional adaptive beamforming schemes consider a codebook-based sensing strategy, e.g., most of the conventional adaptive schemes for beam alignment [9], [12]–[14] utilize the hierarchical codebook developed in [9]. The recent work [15] shows that codebook-based beamforming for initial beam alignment is not optimal, and much more efficient codebook-free adaptive beamforming can be designed via deep learning. However, the algorithm in [15] is developed based on the simplifying single-path assumption $L_p = 1$, for which the AoA posterior distribution can be calculated and used as the state variable to design the sensing vectors. The proposed deep learning approach in this paper can potentially be extended to a wider class of channel models with $L_p > 1$ for which the computation of the posterior is no longer feasible.

Another advantage of the proposed approach is that it is model free, in contrast to the model-based approaches (e.g., [12]–[15]). Thus, the proposed method can be applied to any type of measurements without the need for the implicit knowledge of the environment model. For example, the proposed framework can also be used to tackle the adaptive beamforming for beam alignment with noncoherent sensing in which the phase information of the signal is not available [16]. In this case, we can simply consider the magnitude of the received signal $|\bar{y}_t|$ as the input to the deep active learning unit, instead of the complex signal \bar{y}_t .

Finally, we note that for some communication applications, the BS may not be directly interested in estimating the AoAs. Instead, it seeks to design some control action such as the downlink beamformer for the subsequent transmission. This is pertinent in a time-division duplex (TDD) mmWave system with uplink-downlink channel reciprocity, where the BS can design the downlink precoder $\bar{\mathbf{v}}$ based on the uplink CSI

learned in the adaptive sensing phase. If the objective function of the BS is to maximize the downlink beamforming gain under some precoding constraint (e.g. total power constraint or constant modulus constraint), the problem can be written as:

$$\begin{aligned} & \text{maximize} \quad \mathbb{E} [\bar{\mathcal{J}}(\mathbf{h}, \bar{\mathbf{v}})] \\ & \{\bar{\mathcal{G}}_t(\cdot, \cdot)\}_{t=0}^{T-1}, \bar{\mathcal{F}}(\cdot, \cdot) \end{aligned} \quad (16a)$$

$$\text{subject to} \quad \bar{\mathbf{w}}_{t+1} = \bar{\mathcal{G}}_t(\bar{y}_{1:t}, \bar{\mathbf{w}}_{1:t}), \quad t = 0, \dots, T-1, \quad (16b)$$

$$\bar{\mathbf{v}} = \bar{\mathcal{F}}(\bar{y}_{1:T}, \bar{\mathbf{w}}_{1:T}), \quad (16c)$$

where

$$\bar{\mathcal{J}}(\mathbf{h}, \bar{\mathbf{v}}) \triangleq |\mathbf{h}^H \bar{\mathbf{v}}|^2, \quad (17)$$

and $\bar{\mathcal{F}} : \mathbb{C}^T \times \mathbb{C}^{TM_r} \rightarrow \mathbb{C}^{M_r}$ is a mapping function that outputs the downlink precoder that satisfies the required beamforming constraint, i.e., unit power constraint $\|\bar{\mathbf{v}}\|_2^2 = 1$, or constant modulus constraint $|\bar{v}_i| = \frac{1}{\sqrt{M_r}}, \forall i$, where \bar{v}_i is the i th element of the downlink precoder $\bar{\mathbf{v}}$. Again, we can see that this problem is in the form of the active learning problem (5) introduced in Section II. Therefore, the proposed deep learning framework in Section III can be used to tackle the problem (16).

B. Implementation Details

In this subsection, we first make an explicit correspondence between input/output of the generic active learning problems, i.e., problems (4) and (5), and that of the adaptive beamforming problem for initial beam alignment, i.e., problems (15) and (16). For the scenario with coherent measurements, the complex baseband received signal \bar{y}_t is the main component of the input to the proposed deep active learning unit. However, as the existing deep learning libraries only support real-value operations, we need to feed the real representation of \bar{y}_t to the network. Further, in order to employ a common neural network for different values of uplink power P , we may choose to also include P (or equivalently signal-to-noise-ratio, i.e., $\text{SNR} \triangleq 10 \log_{10}(\frac{P}{\sigma^2})$) as the input to the deep active learning unit. Numerical results suggest that with this trick we can train one single architecture which achieves a robust performance for different values of SNRs in the AoA estimation problem. However, for the downlink precoding design problem, we observe that training a common architecture that can achieve excellent performance for all SNRs is quite challenging. As a result, we consider the measurement vector at time frame t to be $\mathbf{y}_t := [\Re(\bar{y}_t), \Im(\bar{y}_t), \text{SNR}]^\top$ for the AoA estimation problem and $\mathbf{y}_t := [\Re(\bar{y}_t), \Im(\bar{y}_t)]^\top$ for the downlink precoding design problem. Similarly, for the scenario with noncoherent measurements, we simply use $\mathbf{y}_t := [|\bar{y}_t|, \text{SNR}]^\top$ for the AoA estimation problem and $\mathbf{y}_t := |\bar{y}_t|$ for the downlink precoding design problem.

The output of the DNN in the deep active learning unit is the real representation of the sensing vector for the next time frame, i.e., $\mathbf{w}_t := [\Re(\bar{\mathbf{w}}_t^\top), \Im(\bar{\mathbf{w}}_t^\top)]^\top$. Moreover, the final output of the proposed deep learning framework is the estimated AoA vector with size L_p for the AoA

estimation problem (15), i.e., $\hat{\boldsymbol{\theta}} := \hat{\boldsymbol{\phi}}$, or the real representation of the beamformer designed for the data transmission phase for the downlink precoding problem (16), i.e., $\mathbf{v} := [\Re(\bar{\mathbf{v}}^\top), \Im(\bar{\mathbf{v}}^\top)]^\top$.

In order to ensure that the sensing vectors generated by the deep active learning unit and beamforming vector generated by the final DNN satisfy the required constraints, we need to carefully select the last activation function in the corresponding DNNs, i.e., $\sigma_L^{(w)}(\cdot)$ and $\sigma_R^{(v)}(\cdot)$ in (6), (8), and (9). In particular, with only a 2-norm beamforming constraint, we choose the last layer's activation function in the deep active learning unit as:

$$\sigma_L^{(w)}(\underline{\mathbf{w}}) = \frac{\underline{\mathbf{w}}}{\|\underline{\mathbf{w}}\|_2}, \quad \forall \underline{\mathbf{w}} \in \mathbb{R}^M, \quad (18)$$

and for the constant modulus beamforming constraint, we set the last activation function as:

$$\sigma_L^{(w)}(\underline{\mathbf{w}}) = \sqrt{\frac{2}{M}} [\underline{\mathbf{w}}_1^\top \odot |\underline{\mathbf{w}}_1^\odot| + \underline{\mathbf{w}}_2^\top \odot |\underline{\mathbf{w}}_2^\odot|, \underline{\mathbf{w}}_2^\top \odot |\underline{\mathbf{w}}_1^\odot| + \underline{\mathbf{w}}_1^\top \odot |\underline{\mathbf{w}}_2^\odot|]^\top, \quad (19)$$

where $\underline{\mathbf{w}} = [\underline{\mathbf{w}}_1^\top, \underline{\mathbf{w}}_2^\top]^\top$ with $\underline{\mathbf{w}}_1, \underline{\mathbf{w}}_2 \in \mathbb{R}^{\frac{M}{2}}$. Further, for the downlink precoder design problem in which the output of the final DNN is also a beamforming vector, we set the activation function $\sigma_R^{(v)}(\cdot)$ to be one of the normalization functions in (18) or (19), depending on the beamforming constraint. Finally, for the AoA estimation problem where the output is the estimated AoA vector, we employ a linear activation layer for $\sigma_R^{(v)}(\cdot)$.

We implement the proposed deep active learning framework on TensorFlow [41] and Keras [42] platforms and employ Adam optimizer [43] with a learning rate progressively decreasing from 10^{-3} to 10^{-5} . For the deep active learning unit, we consider an LSTM cell with $S = 512$ states and 4-layer neural networks with dense layers of widths $[1024, 1024, 1024, M]$ where $M := 2M_r$. In order to map the final cell state to the estimate of ϕ for problem (15) (or to the design of downlink precoder $\bar{\mathbf{v}}$ for problem (16)), we consider another 2-layer DNN with widths $[512, D]$ where $D := L_p$ (or 4-layer DNN with widths $[1024, 1024, 1024, D]$ where $D := 2M_r$). The reason for adopting a shallower DNN for the AoA estimation problem as compared to the downlink precoding design problem is that the output dimension is typically much smaller in this case, i.e., $L_p \ll 2M_r$. It is worth noting that we consider relatively high-capacity DNNs to investigate the ultimate performance of the proposed framework. However, in our numerical experiments, we also observe that the proposed architecture with much smaller dimensions can still achieve excellent performance, especially in the low-to-medium SNR regime which is the typical scenario for mmWave communication. For faster convergence, each dense layer is preceded by a batch normalization layer [44]. To investigate the ultimate performance of the proposed approach, we assume that we can generate as many data samples as needed for fully training the proposed deep learning framework. We monitor the performance of the overall neural network architecture during training by evaluating the empirical average of the loss function for an out-of-sample data set of size 10^5 and keep the network model parameters that have produced the best

validation-set performance so far. The training procedure is terminated when the performance of the validation set has not improved over several epochs.

C. Numerical Results

1) *AoA Estimation*: We now evaluate the performance of the proposed deep active sensing approach for adaptive beamforming for mmWave initial access. We start with the scenario in which the ultimate objective of the beam alignment procedure is to estimate the AoAs. We compare the performance of the proposed method against several existing baselines in the literature. Before presenting the numerical results, we first provide brief explanations of several baseline schemes for AoA estimation.

Compressed sensing with fixed beamforming: In this baseline, the AoA estimation problem is converted to the AoA detection problem by a simplifying (and unrealistic) assumption that the true AoAs are taken from a grid set of size N_{CS} . For this approach, we randomly generate the sensing vectors for all T frames such that they satisfy the required beamforming constraint. If we denote the collection of all T sensing vectors by $\bar{\mathbf{W}} = [\bar{\mathbf{w}}_1, \dots, \bar{\mathbf{w}}_T]$ and the collection of response vectors for all N_{CS} AoA candidates by $\mathbf{A}_{BS} = [\mathbf{a}(\phi_1), \dots, \mathbf{a}(\phi_{N_{CS}})]$, then the baseband received signal at the BS in T time frames can be rewritten as $\bar{\mathbf{y}} = \bar{\mathbf{W}}^H \mathbf{A}_{BS} \mathbf{x} + \mathbf{n}$, where $\bar{\mathbf{y}} \triangleq [\bar{y}_1, \dots, \bar{y}_T]^T$, \mathbf{x} is an unknown 1-sparse vector, and \mathbf{n} is the effective Gaussian noise. Accordingly, the AoA detection problem is now equivalent to identifying the support of \mathbf{x} . This sparse recovery problem can be tackled by compressed sensing methods. Here, we adopt a widely-used compressed sensing technique called orthogonal matching pursuit (OMP) [45].

Hierarchical codebook with bisection search (hieBS) [9]: Under a single-path channel assumption, this on-grid adaptive beamforming method assumes that the true AoA is taken from a grid of size N_{hieBS} and employs a hierarchical codebook with $S_{hie} = \log_2(N_{hieBS})$ levels of beam patterns such that each level s consists of a set of 2^s sensing vectors which partition the AoA search space of $[\phi_{min}, \phi_{max}]$ into 2^s sectors. The sensing vector for each sector is designed such that the beamforming gain is almost constant for AoAs within that probing sector, and nearly zero otherwise. Mathematically speaking, under the 2-norm constraint, the k th sensing vector in stage s of the hierarchical codebook is given by:

$$\bar{\mathbf{w}}_{s,k} = \frac{\mathbf{A}_{BS}^\dagger \mathbf{g}_{s,k}}{\|\mathbf{A}_{BS}^\dagger \mathbf{g}_{s,k}\|_2}, \quad (20)$$

where $\mathbf{g}_{s,k}$ is an N_{hieBS} -dimension vector containing 1's in the entries $\{(k-1)\frac{N_{hieBS}}{2^s} + 1, \dots, k\frac{N_{hieBS}}{2^s}\}$, and zeros in the other entries. For the constant modulus constraint scenario, the modified hierarchical codebook in [15] can be employed. Finally, the sensing vector in each time frame is selected from a hierarchical codebook using a binary search algorithm, requiring $T = 2S_{hie} = 2\log_2(N_{hieBS})$ time frames for AoA detection.

Hierarchical codebook with posterior matching (hiePM) [12]: This method also utilizes the hierarchical codebook

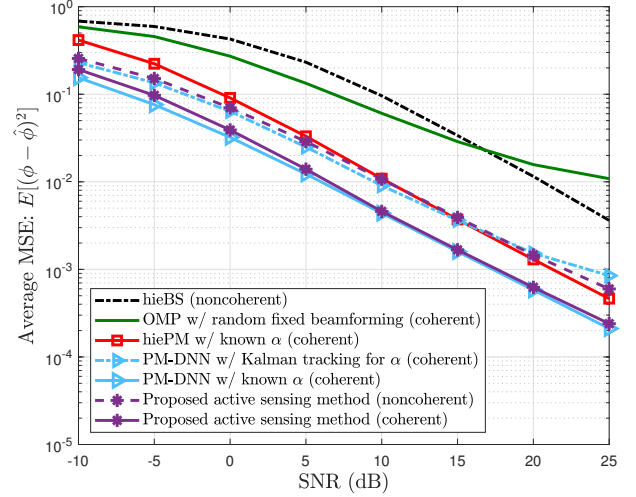


Fig. 4: Average MSE versus SNR for different beam alignment methods in a system with $M_r = 64$, $L_p = 1$, $T = 14$, and $\phi \in [-60^\circ, 60^\circ]$. In this experiment, the sensing vectors must satisfy the 2-norm constraint.

in [9]. However, unlike [9], the proposed method in [12] selects the sensing vectors from the hierarchical beamforming codebook based on the AoA posterior distribution. It should be mentioned that in order to accurately compute the AoA posterior distribution, this approach makes some simplifying assumptions including that there exists only a single path between the BS and the user, the corresponding AoA is taken from a N_{hiePM} -point grid, and the fading coefficient value is known at the BS.

Codebook-free posterior matching via DNN (PM-DNN) [15]: This approach employs a DNN that maps the posterior distribution (as the state information) at each time frame to the design of the next sensing vector. To deal with the scenario that the fading component is unknown, [15] proposes to use an estimate of the fading coefficients (e.g., via Kalman tracking) to compute an approximation of the posterior distribution. However, to form the posterior distribution update rule, PM-DNN still requires the single-path channel model assumption. To implement this deep learning based approach, we follow the implementation details provided in [15].

We start by examining the performance of the proposed method and the above baselines in an environment with $L_p = 1$ path between the BS and the user, so that the result can be compared with the baselines, as some of the above baselines can be applied only to the single dominant path channel model. The AoA corresponding to this single path is uniformly taken from the interval $[\phi_{min}, \phi_{max}] = [-60^\circ, 60^\circ]$, and the number of BS antenna is set to $M_r = 64$. In order to have a fair comparison between different methods, we consider that the number of uplink pilot transmission (i.e., number of time frames in the beam alignment phase) is $T = 2S_{hie} = 14$ where $S_{hie} = 7$ is the number beam pattern levels in the considered hierarchical codebook. For the compressed sensing based method and the hiePM algorithm, which have on-grid AoA assumption, we set the grid size to $N_{CS} = N_{hiePM} = 2560$.

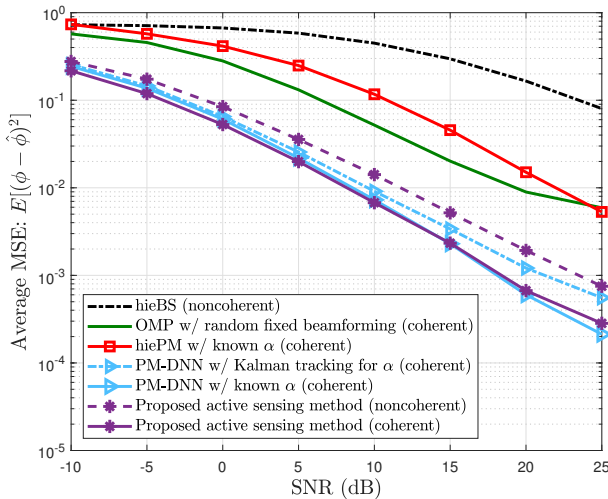


Fig. 5: Average MSE versus SNR for different beam alignment methods in a system with $M_r = 64$, $L_p = 1$, $T = 14$, and $\phi \in [-60^\circ, 60^\circ]$. In this experiment, the sensing vectors must satisfy the constant modulus constraint.

In the first experiment, we consider sensing vectors which need to satisfy only the 2-norm constraint. In Fig. 4, we plot the average MSE for different methods against the SNR. Fig. 4 confirms that in general the adaptive sensing strategies can achieve better AoA estimation performance in mmWave beam alignment procedure as compared to the nonadaptive beamforming strategy followed by a compressed sensing channel estimation approach, i.e., OMP. Further, Fig. 4 illustrates that the best performance is achieved by the PM-DNN benchmark under the unrealistic assumption that the fading coefficient is perfectly known. Note that when the fading coefficient is known, the posterior distribution, which provides sufficient statistics for AoA estimation, can be accurately computed and used as the state information by the PM-DNN method. Interestingly, the proposed active learning method (with coherent sensing but without knowledge of α) that learns the state variable using an LSTM approaches the performance of PM-DNN with known α . This indicates that the proposed framework is capable of learning the effective state in a data-driven fashion for the adaptive sensing problems for AoA estimation. Finally, as mentioned earlier, the proposed deep active learning framework can also be used for the noncoherent sensing setup. From Fig. 4, we can see that the proposed approach with noncoherent sensing, which has only access to $|\bar{y}_t|$ instead of \bar{y}_t , can achieve comparable performance to the state-of-the-art adaptive beamforming strategies with coherent sensing, e.g., PM-DNN with Kalman tracking for α .

In the next experiment, we consider the scenario that the analog sensing vectors are realized using a network of phase shifters, thus satisfying the constant modulus constraint. Fig. 5 shows that the performance of the methods utilizing the hierarchical codebook, i.e., hiePM and hieBS, is degraded significantly under the constant modulus constraint. However, the deep learning based approaches, i.e., the proposed approach and the PM-DNN method, still exhibit excellent performance under the constant modulus constraint, indicating that such

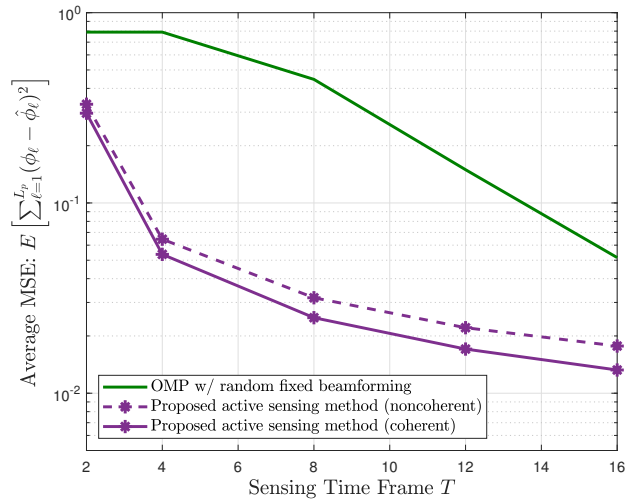


Fig. 6: Average MSE versus sensing time frames T for two AoAs in a system with $M_r = 64$, $L_p = 2$, SNR = 25dB, and $\phi_1, \phi_2 \in [-60^\circ, 60^\circ]$. In this experiment, the sensing vectors must satisfy the 2-norm constraint.

codebook-free frameworks can more efficiently deal with such practical constraints as compared to conventional codebook-based beamforming methods.

The AoA estimation problem in a multi-path environment where multiple AoAs need to be estimated is considerably more challenging. Fig. 6 plots the average MSE of two AoAs in an environment with $L_p = 2$ at a fixed SNR of 25dB, but as a function of the total number of sensing operations. First, we remark that if, in the training phase, the true AoAs are sorted according to the strength of their corresponding fading coefficients, this can significantly accelerate the training process; note that such ordering information is not needed in the testing phase. Here, we only compare the performance of the proposed approach with that of the OMP channel recovery approach with fixed random beamforming since the other baselines are mainly developed for the single-path channel model. By comparing Fig. 4 in which $L_p = 1$ and Fig. 6 in which $L_p = 2$ at comparable SNR and sensing time frames, we see that the performance of all methods is degraded when we have more AoAs to recover. However, the proposed approach with either coherent and non-coherent sensing still considerably outperforms the compressed sensing based AoA estimation with fixed sensing vectors, especially with short sensing time frames, indicating the benefit of active sensing for quickly narrowing down the AoAs. The improvement in MSE can be an order of magnitude (e.g., at SNR of 10dB); or at fixed MSE of 10^{-1} , the required number of sensing time frames can be reduced from 13 to 3, which is a dramatic improvement.

We remark that when the number of AoAs increases, the training of the neural network becomes more challenging.

2) *Downlink Beamformer Design*: In the next experiment, instead of estimating the AoAs, we evaluate the performance of the proposed active learning approach for the beamforming gain maximization problem (16) in a multi-path channel environment. As comparison, we consider the following baselines.

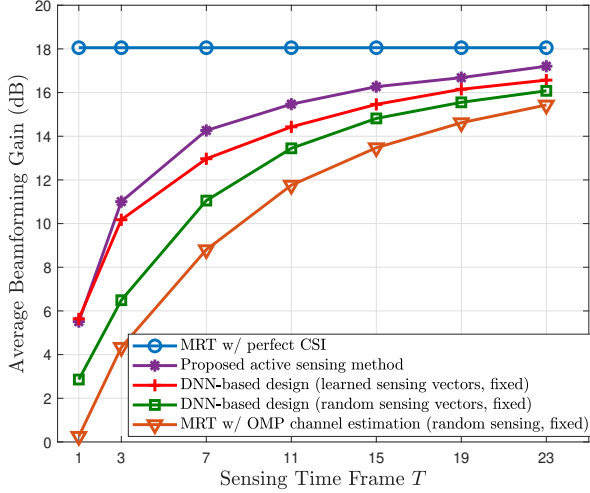


Fig. 7: Average beamforming gain in dB versus sensing time frames T for different methods in a system with $M_r = 64$, $\text{SNR} = 0\text{dB}$, $L_p = 3$, and $\phi_1, \phi_2, \phi_3 \in [-60^\circ, 60^\circ]$. In this experiment, the sensing vectors of each method satisfy the 2-norm constraint.

Maximum-ratio transmission (MRT) with perfect CSI: Assuming that the perfect CSI (i.e., \mathbf{h}) is available at the BS, the optimal single-user downlink precoder under the unit power constraint is given by the MRT scheme, i.e., $\bar{\mathbf{v}}^* = \mathbf{h}/\|\mathbf{h}\|_2$. This full-CSI case provides a performance upper bound.

MRT with compressed sensing CSI estimation: In this non-adaptive scheme, we use random sensing vectors. Then, we apply a compressed sensing method (e.g., OMP) to the received pilots in order to recover the L_p sparse channel. Finally, the MRT precoder is constructed based on the estimated channel.

DNN-based design with nonadaptive sensing [46]: In this approach, the received pilots observed at the BS in the uplink pilot phase using fixed sensing vectors are directly mapped to the design of the downlink precoder via a fully-connected DNN. We investigate two variants of this method: (i) the sensing vectors are chosen at random; (ii) the sensing vectors are learned according to the realizations of the channels in the DNN training phase. To train this DNN, we use the negative of the beamforming gain as the loss function. In the simulations, we implement this approach by employing a 4-layer DNN with widths $[1024, 1024, 1024, 2M_r]$.

Fig. 7 shows the average beamforming gain in dB versus the sensing time frames T for different methods in a system with $M_r = 64$, $\text{SNR} = 0\text{dB}$, $L_p = 3$, and $\phi_1, \phi_2, \phi_3 \in [-60^\circ, 60^\circ]$. From Fig. 7, it can be seen that the DNN-based methods that bypass the explicit channel estimation phase are all superior to the traditional two-step approach of channel estimation followed by downlink precoding design. Further, Fig. 7 illustrates the gain of the active sensing strategy in the proposed method as compared to the DNN-based method with either random fixed sensing vectors or learned sensing vectors. For example, to achieve the beamforming gain within 2dB gap from the optimal beamforming gain in the perfect CSI benchmark, the proposed approach requires only 15 time frames, while the other DNN with nonadaptive sensing needs more than 19

and 23 time frames when using random sensing and learned sensing vectors, respectively. This means that we can save in the overhead of the uplink pilot phase by adopting the proposed deep active learning method.

To summarize, there is considerable performance gain for the proposed active sensing strategy as compared to conventional compressed sensing strategy for channel estimation. The performance improvement comes from three sources: (i) designing sensing vectors for direct optimization of system objective; (ii) designing sensing vectors in a data-driven fashion according to the channel realizations in the training set; (iii) designing sensing vectors using active learning techniques. The best performance is obtained when the sensing vectors are both adaptive and active.

V. ADAPTIVE CHANNEL SENSING FOR REFLECTION ALIGNMENT WITH RIS

As a second application, we now consider an RIS-assisted system in which the RIS is tuned adaptively in the channel sensing phase, and the ultimate goal is to optimize the RIS configuration in the subsequent data transmission phase. Again, we show that being adaptive to the channel environment and performing active sequential estimation both have advantages.

A. System Model and Problem Description

Consider a point-to-point communication setup in which a single-antenna transmitter seeks to communicate with a single-antenna receiver, but the direct channel is blocked, and the communication needs to take place in a reflective path with adjustable phase shifts through an RIS. The RIS is equipped with N_r passive elements, whose reflective phases can be configured by a centralized controller, as shown in Fig. 8.

Let $\mathbf{h}_t \in \mathbb{C}^{N_r}$ denote the channel between the transmitter and the RIS, and $\mathbf{h}_r \in \mathbb{C}^{N_r}$ denote the channel between the RIS and the receiver. Further, let the vector $\tilde{\mathbf{v}} \triangleq [e^{j\omega_1}, \dots, e^{j\omega_{N_r}}]^\top \in \mathbb{C}_r^N$ denote the reflection coefficients of the RIS, where $\omega_i \in [0, 2\pi)$ is the phase shift of the i th element at the RIS. With the direct channel between the transmitter and receiver blocked, the received signal \tilde{y} in the data transmission phase can be modeled as:

$$\tilde{y} = \mathbf{h}_r^\top \text{diag}(\tilde{\mathbf{v}}) \mathbf{h}_t s + z \quad (21a)$$

$$= \mathbf{h}_c^\top \tilde{\mathbf{v}} s + z, \quad (21b)$$

where $\mathbf{h}_c \triangleq \text{diag}(\mathbf{h}_t) \mathbf{h}_r$ is the cascaded effective channel between the transmitter and the receiver, and $z \sim \mathcal{CN}(0, \sigma^2)$ is the additive Gaussian noise at the receiver. For such a system the spectral efficiency (rate) is given by:

$$R = \log_2 \left(1 + \frac{|\mathbf{h}_c^\top \tilde{\mathbf{v}}|^2}{\sigma^2} \right). \quad (22)$$

The transmitter can optimize the spectral efficiency of the system by designing the RIS passive elements $\tilde{\mathbf{v}}$ so as to maximize the downlink beamforming gain, so that the overall objective function is

$$\tilde{\mathcal{J}}(\tilde{\mathbf{v}}, \mathbf{h}_c) \triangleq |\mathbf{h}_c^\top \tilde{\mathbf{v}}|^2. \quad (23)$$

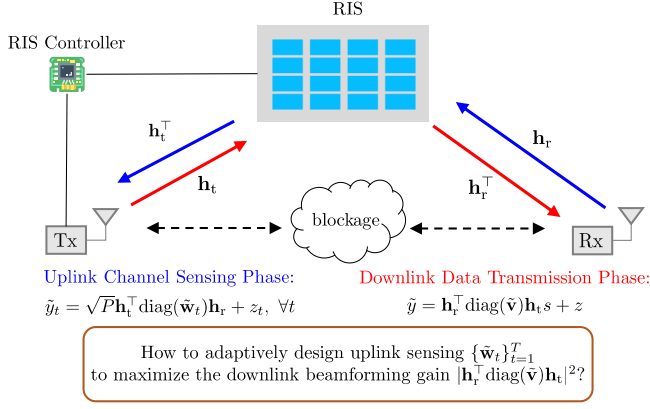


Fig. 8: System model and problem description for adaptive sensing in an RIS-assisted system.

In order to design the optimal RIS configuration $\tilde{\mathbf{v}}$ in the data transmission phase, it is crucial for the transmitter to have some knowledge of the effective instantaneous channel \mathbf{h}_c , which must be acquired in a channel estimation stage. More specifically, assuming a TDD system with uplink-downlink channel reciprocity, we use an uplink channel sensing phase over T time frames prior to the data transmission phase, where the transmitter observes the pilots sent by the receiver (i.e., $x_t = \sqrt{P}$) in time frame t as:

$$\tilde{y}_t = \sqrt{P} \tilde{\mathbf{w}}_t^\top \mathbf{h}_c + n_t, \quad t = 1, \dots, T, \quad (24)$$

where $\tilde{\mathbf{w}}_t$ is reflection coefficients at the RIS with elements satisfying the unit modulus constraint during the uplink channel sensing phase, and $n_t \sim \mathcal{CN}(0, \sigma^2)$ is the additive Gaussian noise.

Unlike prior work on channel estimation for RIS, this paper considers an active sensing strategy in which $\tilde{\mathbf{w}}_t$ can be adaptively designed in each time frame based on the observed pilots in all previous time frames, i.e.,

$$\tilde{\mathbf{w}}_{t+1} = \tilde{\mathcal{G}}_t(\tilde{y}_{1:t}, \tilde{\mathbf{w}}_{1:t}), \quad t = 0, \dots, T-1, \quad (25)$$

where $\tilde{\mathcal{G}}_t: \mathbb{C}^t \times \mathbb{C}^{tN_r} \rightarrow \mathbb{C}^{N_r}$ is the adaptive sensing scheme that gives the next sensing configuration of the RIS. After collecting the observations in T pilot frames, the downlink reflection coefficients $\tilde{\mathbf{v}}$ at the RIS are then designed as:

$$\tilde{\mathbf{v}} = \tilde{\mathcal{F}}(\tilde{y}_{1:T}, \tilde{\mathbf{w}}_{1:T}), \quad (26)$$

where $\tilde{\mathcal{F}}: \mathbb{C}^T \times \mathbb{C}^{TN_r} \rightarrow \mathbb{C}^{N_r}$ is the downlink reflection alignment scheme. Thus the overall problem can be formulated as

$$\begin{aligned} & \text{maximize} \quad \mathbb{E} [\tilde{\mathcal{F}}(\tilde{\mathbf{v}}, \mathbf{h}_c)] \\ & \{\tilde{\mathcal{G}}_t(\cdot, \cdot)\}_{t=0}^{T-1}, \tilde{\mathcal{F}}(\cdot, \cdot) \end{aligned} \quad (27a)$$

$$\text{subject to} \quad \tilde{\mathbf{w}}_{t+1} = \tilde{\mathcal{G}}_t(\tilde{y}_{1:t}, \tilde{\mathbf{w}}_{1:t}), \quad t = 0, \dots, T-1, \quad (27b)$$

$$\tilde{\mathbf{v}} = \tilde{\mathcal{F}}(\tilde{y}_{1:T}, \tilde{\mathbf{w}}_{1:T}). \quad (27c)$$

It is easy to see that the adaptive RIS sensing problem for reflection alignment in (27) has the same form as the generic active learning problem (5). Therefore, problem (27) can be tackled with the proposed deep active learning framework.

B. Implementation Details

To use the existing deep learning libraries that only support real-value operations, we set $\mathbf{y}_t := [\Re(\tilde{y}_t), \Im(\tilde{y}_t)]^\top$ as the input vector to the deep active learning unit, $\mathbf{w}_t := [\Re(\tilde{\mathbf{w}}_t^\top), \Im(\tilde{\mathbf{w}}_t^\top)]^\top$ as the output of the DNN in the active learning unit, and $\mathbf{v} := [\Re(\tilde{\mathbf{v}}^\top), \Im(\tilde{\mathbf{v}}^\top)]^\top$ as the final control vector designed by the proposed framework. To ensure that the RIS reflection coefficients in the sensing phase and the downlink data transmission phase satisfy the unit modulus constraint, we use an activation function similar to (19) for $\sigma_L^{(w)}(\cdot)$ and $\sigma_R^{(v)}(\cdot)$. Further, we consider an LSTM cell with $S = 512$ states in the deep active learning unit and 4-layer DNNs with widths $[1024, 1024, 1024, M]$ where $M := 2N_r$ in the active learning unit as well as at the final stage to map the final cell state to the design of the downlink reflection coefficients. The rest of the implementation details follow that of the initial beam alignment problem in Section IV-B.

C. Numerical Results

We now show that an adaptive channel sensing approach can improve the performance of the reflection alignment problem in an RIS-assisted system via numerical simulations. The propagation environment between transmitter/receiver and the RIS is modeled by a Rician fading channel with Rician factor $\varepsilon = 10$, for which the channel vector between the transmitter and the RIS, \mathbf{h}_t , is given by:

$$\mathbf{h}_t = \sqrt{\frac{\varepsilon}{1+\varepsilon}} \tilde{\mathbf{h}}_t^{\text{LOS}} + \sqrt{\frac{1}{1+\varepsilon}} \tilde{\mathbf{h}}_t^{\text{NLOS}}, \quad (28)$$

where $\tilde{\mathbf{h}}_t^{\text{LOS}}$ is the line-of-sight component of the channel and $\tilde{\mathbf{h}}_t^{\text{NLOS}} \sim \mathcal{CN}(\mathbf{0}, \mathbf{I})$ is the non-line-of-sight component. The line-of-sight component of the channel $\tilde{\mathbf{h}}_t^{\text{LOS}}$ is modeled as:

$$\tilde{\mathbf{h}}_t^{\text{LOS}} = \tilde{\alpha} \tilde{\mathbf{a}}(\theta_t, \phi_t), \quad (29)$$

where $\tilde{\alpha} \sim \mathcal{CN}(0, 1)$ is the fading coefficient, and θ and ϕ_t are respectively the azimuth and elevation angles of arrival from the transmitter to the RIS. Further, we consider a uniform rectangular array RIS with N_1 elements per row (horizontal direction) and N_2 elements per column (vertical direction), for which the ℓ th element of the RIS array response vector can be written as [47]:

$$[\tilde{\mathbf{a}}(\theta_t, \phi_t)]_\ell = e^{j \frac{2\pi}{\lambda} [i_1(\ell) d_1 \sin(\theta_t) \cos(\phi_t) + i_2(\ell) d_2 \sin(\phi_t)]}, \quad (30)$$

where d_1 and d_2 are the horizontal and vertical spacings, and $i_1(\ell) = \text{mod}(\ell - 1, N_1)$ and $i_2(\ell) = \lfloor (\ell - 1)/N_2 \rfloor$ denote the horizontal and vertical indices of element ℓ , respectively. The channel vector \mathbf{h}_r between the receiver and the RIS is modeled in a similar fashion.

To illustrate the performance of the proposed approach, we consider the following benchmarks.

Phase matching with perfect CSI: Assuming that the perfect CSI \mathbf{h}_c is available at the transmitter, the optimal setting of the reflection coefficients is:

$$\tilde{\mathbf{v}}^* = [e^{-j\angle h_1^{(c)}}, \dots, e^{-j\angle h_{N_r}^{(c)}}]^\top, \quad (31)$$

where $h_i^{(c)}$ is the i th element of the cascaded channel \mathbf{h}_c . The performance of this optimal design under the perfect CSI assumption serves as the upper bound for the other methods.

Phase matching with LMMSE CSI estimation: In this baseline, we first estimate the cascaded channel coefficients by applying linear minimum mean square estimation (LMMSE) to the baseband received signals $\{\tilde{y}_t\}_{t=1}^T$, with the phases of the RIS reflection coefficients set randomly in the sensing phase. The RIS coefficients in the transmission phase are set by matching the phases of the estimated channel.

DNN-based design with fixed sensing vector: In this approach, the uplink reflection coefficients $\tilde{\mathbf{w}}_t$ are again fixed beforehand. But instead of estimating the channel, we design a fully-connected DNN to map the received pilots in T time frames, i.e., $\{\tilde{y}_t\}_{t=1}^T$, to the downlink reflection coefficients $\tilde{\mathbf{v}}$ for beamforming gain maximization. In the simulations, we use a 4-layer DNN with widths $[1024, 1024, 1024, 2N_r]$.

We consider two variants of the above scheme in order to evaluate the benefit of adapting the sensing vector to the channel statistics:

- (i) The reflection coefficients (i.e., the sensing vectors) are set randomly, i.e., the phases of $\tilde{\mathbf{w}}_t, \forall t$, are drawn from a uniform distribution over $[0, 2\pi)$. This scheme has been previously proposed in [18].
- (ii) The reflection coefficients are learned using the deep learning framework. This is a new scheme that has not appeared in the existing literature to the best of authors' knowledge. It shows the benefit of intelligently setting the RIS coefficients in the channel estimation stage.

Finally, we also evaluate the performance of the *DNN-based design with active sensing vector*, based on the proposed active sensing approach using RNN with LSTM.

In the simulations, we consider an 8×8 rectangular RIS. The elevation AoA/AoD between the RIS and the transmitter/receiver is generated uniformly and randomly from $[-\pi/2, \pi/2]$. The azimuth AoA/AoD between the RIS and the transmitter/receiver is generated uniformly and randomly from $[-\pi/2, 0]$ and $[0, \pi/2]$, respectively. The SNR of pilot transmission is 0dB.

In Fig. 9, we plot the average beamforming gain against the pilot transmission frame length T in the uplink channel estimation phase. It can be seen that while the achieved beamforming gains for all methods improve as the number of sensing stages increases, all three deep learning based methods can achieve much better performance as compared to the traditional approach of estimating the channels then precoding. This gain is mostly due to bypassing the channel estimation step and using a data-driven approach for the direct maximization of beamforming gain.

Fig. 9 further shows that by learning the uplink reflection coefficients in the DNN-based design from the channel realizations in the training set, we can further improve the method proposed in [18] which utilizes the random uplink reflection coefficients. Finally, the best performance is achieved by the active learning framework proposed in this paper.

The results of this paper illustrate that it is important to intelligently adjust the reflective coefficients in the channel estimation process of an RIS system. Adapting to the channel

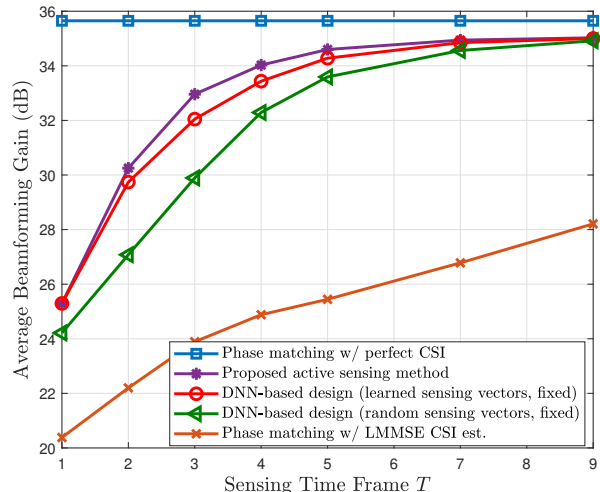


Fig. 9: Average beamforming gain in dB versus sensing time frames T for different methods in a system with $N_r = 64$, $\varepsilon = 10$, and SNR = 0dB.

statistics already provide substantial gain. Active sensing produces a further benefit. At $T = 3$, the downlink performance improvements of these two new schemes proposed in this paper as compared to setting the reflective coefficients randomly in the uplink channel estimation stage as in [18] are 2dB and an additional 1dB, respectively.

VI. CONCLUSION

This paper develops a deep learning framework for an active sensing setting where an agent sequentially queries an environment using an adaptive sensing strategy over multiple time frames for the purpose of maximizing a system utility. The proposed framework uses an RNN with LSTM units to abstract the observations obtained so far in each stage into state variables, which are then used by a fully connected DNN to design the next sensing vector. At the end of the sensing stages, the final state is mapped to the desired solution using another DNN. This paper shows that the proposed deep active learning framework achieves excellent performance for various wireless communication applications. In particular, numerical results indicate that the proposed deep active sensing framework can outperform existing channel estimation approaches for mmWave beam alignment in an RF-chain-limited massive MIMO system and for the reflection alignment in an RIS-assisted network. As possible future directions, it will be interesting to investigate the performance of the proposed deep active learning framework for other active learning problems. We also note that the analytic performance characterization for active sensing remains an open research problem.

REFERENCES

- [1] C. Browne, E. Powley, D. Whitehouse, S. Lucas, P. I. Cowling, P. Rohlfshagen, S. Tavener, D. Perez, S. Samothrakis, and S. Colton, "A survey of Monte Carlo tree search methods," *IEEE Trans. Comput. Intell. AI Games*, vol. 4, no. 1, pp. 1–43, Mar. 2012.
- [2] H. Chernoff, "Sequential design of experiments," *Ann. Math. Statist.*, vol. 30, no. 3, pp. 755–770, Sept. 1959.

- [3] H. Hu, X. Wu, B. Luo, C. Tao, C. Xu, W. Wu, and Z. Chen, "Playing 20 question game with policy-based reinforcement learning," in *Conf. Empirical Methods Natural Lang. Process. (EMNLP)*, Brussels, Belgium, Oct. 2018.
- [4] M. N. Katehakis and A. F. Veinott, Jr., "The multi-armed bandit problem: Decomposition and computation," *Math. Oper. Res.*, vol. 12, no. 2, pp. 262–268, May 1987.
- [5] D. E. Rumelhart and J. L. McClelland, *Parallel distributed processing: Explorations in the microstructure of cognition*. MIT Press, 1987, ch. 8, pp. 318–362.
- [6] A. M. Schafer and H. G. Zimmermann, "Recurrent neural networks are universal approximators," in *Int. Conf. Artif. Neural Netw. (ICANN)*, Athens, Greece, 2006, pp. 632–640.
- [7] S. Hochreiter and J. Schmidhuber, "Long short-term memory," *Neural Comput.*, vol. 9, no. 8, pp. 1735–1780, Nov. 1997.
- [8] S. Hochreiter, "The vanishing gradient problem during learning recurrent neural nets and problem solutions," *Int. J. Uncertainty Fuzziness Knowl. Syst.*, vol. 6, no. 2, pp. 107–116, Apr. 1998.
- [9] A. Alkhatieb, O. El Ayach, G. Leus, and R. W. Heath, "Channel estimation and hybrid precoding for millimeter wave cellular systems," *IEEE J. Sel. Topics Signal Process.*, vol. 8, no. 5, pp. 831–846, Oct. 2014.
- [10] J. Zhang, Y. Huang, Q. Shi, J. Wang, and L. Yang, "Codebook design for beam alignment in millimeter wave communication systems," *IEEE Trans. Commun.*, vol. 65, no. 11, pp. 4980–4995, Nov. 2017.
- [11] S. Noh, M. D. Zoltowski, and D. J. Love, "Multi-resolution codebook and adaptive beamforming sequence design for millimeter wave beam alignment," *IEEE Trans. Wireless Commun.*, vol. 16, no. 9, pp. 5689–5701, Sept. 2017.
- [12] S. Chiu, N. Ronquillo, and T. Javidi, "Active learning and CSI acquisition for mmWave initial alignment," *IEEE J. Sel. Areas Commun.*, vol. 37, no. 11, pp. 2474–2489, Nov. 2019.
- [13] N. Ronquillo, S.-E. Chiu, and T. Javidi, "Sequential learning of CSI for mmWave initial alignment," in *Asilomar Conf. Signals, Syst., Comput.*, Pacific Grove, CA, USA, Nov. 2019, pp. 1278–1283.
- [14] N. Akdim, C. N. Manchón, M. Benjillali, and P. Duhamel, "Variational hierarchical posterior matching for mmWave wireless channels online learning," in *IEEE Workshop Signal Process. Adv. Wireless Commun. (SPAWC)*, Atlanta, GA, USA, May 2020, pp. 1–5.
- [15] F. Sohrabi, Z. Chen, and W. Yu, "Deep active learning approach to adaptive beamforming for mmWave initial alignment," *IEEE J. Sel. Areas Commun.*, vol. 39, no. 8, pp. 2347–2360, Aug. 2021.
- [16] Y. Zhang, K. Patel, S. Shakkottai, and R. W. Heath, "Side-information-aided noncoherent beam alignment design for millimeter wave systems," in *Proc. ACM Int. Symp. Mobile Ad Hoc Netw. Comput.*, Catania, Italy, July 2019, pp. 341–350.
- [17] S. K. Dehkordi, M. Kobayashi, and G. Caire, "Adaptive beam tracking based on recurrent neural networks for mmWave channels," in *IEEE Workshop Signal Process. Adv. Wireless Commun. (SPAWC)*, Lucca, Italy, Sept. 2021, pp. 1–5.
- [18] T. Jiang, H. V. Cheng, and W. Yu, "Learning to reflect and to beamform for intelligent reflecting surface with implicit channel estimation," *IEEE J. Sel. Areas Commun.*, vol. 39, no. 7, pp. 1931–1945, July 2021.
- [19] J. He, H. Wymeersch, and M. Juntti, "Leveraging location information for RIS-aided mmwave MIMO communications," *IEEE Wireless Commun. Lett.*, vol. 10, no. 7, pp. 1380–1384, July 2021.
- [20] S. Tong, "Active learning: Theory and applications," Ph.D. dissertation, Stanford University, Aug. 2001.
- [21] C. E. Monteleoni, "Learning with online constraints: Shifting concepts and active learning," Ph.D. dissertation, Massachusetts Institute of Technology, Sept. 2006.
- [22] B. Settles, "Active learning literature survey," University of Wisconsin-Madison, Department of Computer Sciences, Tech. Rep., Jan. 2009.
- [23] K. Yang, J. Ren, Y. Zhu, and W. Zhang, "Active learning for wireless IoT intrusion detection," *IEEE Wireless Commun.*, vol. 25, no. 6, pp. 19–25, Dec. 2018.
- [24] Y. Deng, K. W. Chen, Y. Shen, and H. Jin, "Adversarial active learning for sequence labeling and generation," in *Int. Joint Conf. Artif. Intell. (IJCAI)*, Stockholm, Sweden, July 2018, pp. 4012–4018.
- [25] C. K. Tham and R. Rajagopalan, "Active learning for IoT data prioritization in edge nodes over wireless networks," in *Annu. Conf. IEEE Ind. Electron. Soc. (IECON)*, Singapore, Oct. 2020, pp. 4453–4458.
- [26] D. Bahdanau, K. H. Cho, and Y. Bengio, "Neural machine translation by jointly learning to align and translate," in *Int. Conf. Learn. Representations (ICLR)*, San Diego, USA, May 2015.
- [27] A. Parikh and O. Tackstrom, "A decomposable attention model for natural language inference," in *Conf. Empirical Methods Natural Lang. Process. (EMNLP)*, Austin, Texas, USA, Nov. 2016.
- [28] A. Vaswani, N. Shazeer, N. Parmar, J. Uszkoreit, L. Jones, A. N. Gomez, L. Kaiser, and I. Polosukhin, "Attention is all you need," in *Conf. Neural Inf. Process. Syst. (NeurIPS)*, Long Beach, CA, USA, 2017.
- [29] Y. Kim, C. Denton, L. Hoang, and A. M. Rush, "Structured attention networks," in *Int. Conf. Learn. Representations (ICLR)*, Toulon, France, Apr. 2017.
- [30] K. Xu, J. Ba, R. Kiros, K. Cho, A. Courville, R. Salakhudinov, R. Zemel, and Y. Bengio, "Show, attend and tell: Neural image caption generation with visual attention," in *Int. Conf. Mach. Learn. (PMLR)*, Lille, France, July 2015, pp. 2048–2057.
- [31] L. Huang, W. Wang, J. Chen, and X. Y. Wei, "Attention on attention for image captioning," in *Int. Conf. Comput. Vision (ICCV)*, Seoul, Korea, Oct. 2019, pp. 4634–4643.
- [32] A. Mott, D. Zoran, M. Chrzanowski, D. Wierstra, and D. J. Rezende, "Towards interpretable reinforcement learning using attention augmented agents," in *Conf. Neural Inf. Process. Syst. (NeurIPS)*, Vancouver, Canada, 2019.
- [33] J. He, J. Lee, T. Song, H. Li, S. Kandeepan, and K. Wang, "Delay-tolerant indoor optical wireless communication systems based on attention-augmented recurrent neural network," *J. Lightw. Technol.*, vol. 38, no. 17, pp. 4632–4640, Sept. 2020.
- [34] M. Li, Y. Wang, Z. Wang, and H. Zheng, "A deep learning method based on an attention mechanism for wireless network traffic prediction," *Ad Hoc Netw.*, vol. 107, Oct. 2020.
- [35] V. Kuleshov and D. Precup, "Algorithms for the multi-armed bandit problem," *J. Mach. Learn. Res. (JMLR)*, vol. 1, pp. 1–48, 2000.
- [36] J. Langford and T. Zhang, "The epoch-greedy algorithm for multi-armed bandits with side information," in *Conf. Neural Inf. Process. Syst. (NeurIPS)*, Vancouver, Canada, Jan. 2007.
- [37] J. Subramanian and A. Mahajan, "Approximate information state for partially observed systems," in *Conf. Decis. Control (CDC)*, Nice, France, Dec. 2019, pp. 1629–1636.
- [38] F. Sohrabi and W. Yu, "Hybrid digital and analog beamforming design for large-scale antenna arrays," *IEEE J. Sel. Topics Signal Process.*, vol. 10, no. 3, pp. 501–513, Apr. 2016.
- [39] M. Li and Y. Lu, "Angle-of-arrival estimation for localization and communication in wireless networks," in *Eur. Signal Process. Conf. (EUSIPCO)*, Lausanne, Switzerland, Aug. 2008, pp. 1–5.
- [40] L. Zhao, D. W. K. Ng, and J. Yuan, "Multi-user precoding and channel estimation for hybrid millimeter wave systems," *IEEE J. Sel. Areas Commun.*, vol. 35, no. 7, pp. 1576–1590, July 2017.
- [41] M. Abadi et al., "TensorFlow: Large-scale machine learning on heterogeneous distributed systems," Mar. 2016. [Online]. Available: <https://arxiv.org/abs/1603.04467>
- [42] F. Chollet, "Keras," 2015. [Online]. Available: <https://github.com/fchollet/keras>
- [43] D. P. Kingma and J. Ba, "Adam: A method for stochastic optimization," Dec. 2014. [Online]. Available: <https://arxiv.org/abs/1412.6980>
- [44] S. Ioffe and C. Szegedy, "Batch normalization: Accelerating deep network training by reducing internal covariate shift," Mar. 2015. [Online]. Available: <https://arxiv.org/abs/1502.03167>
- [45] J. A. Tropp and A. C. Gilbert, "Signal recovery from random measurements via orthogonal matching pursuit," *IEEE Trans. Inf. Theory*, vol. 53, no. 12, pp. 4655–4666, Dec. 2007.
- [46] K. M. Attiah, F. Sohrabi, and W. Yu, "Deep learning approach to channel sensing and hybrid precoding for TDD massive MIMO systems," in *IEEE Global Commun. (GLOBECOM) Workshops*, Taipei, Taiwan, Dec. 2020, pp. 1–6.
- [47] E. Björnson and L. Sanguinetti, "Rayleigh fading modeling and channel hardening for reconfigurable intelligent surfaces," *IEEE Wireless Commun. Lett.*, vol. 10, no. 4, pp. 830–834, 2021.