

# Tighter bounds for reconstruction from $\epsilon$ -samples

Håvard Bakke Bjerkevik\*

## Abstract

We show that reconstructing a curve in  $\mathbb{R}^d$  for  $d \geq 2$  from a 0.66-sample is always possible using an algorithm similar to the classical NN-CRUST algorithm. Previously, this was only known to be possible for 0.47-samples in  $\mathbb{R}^2$  and  $\frac{1}{3}$ -samples in  $\mathbb{R}^d$  for  $d \geq 3$ . In addition, we show that there is not always a unique way to reconstruct a curve from a 0.72-sample; this was previously only known for 1-samples. We also extend this non-uniqueness result to hypersurfaces in all higher dimensions.

## 1 Introduction

The main problem considered in this paper is that of *curve reconstruction*. Given a (finite) set of points  $\mathcal{S}$  in  $\mathbb{R}^d$ , we assume that this is a subset of a union  $\mathcal{C}$  of closed curves, and we want to reconstruct  $\mathcal{C}$  knowing only  $\mathcal{S}$ . Reconstructing  $\mathcal{C}$  exactly from a finite set of points is unfeasible, so we restrict the problem to finding the graph  $G_{\mathcal{C}}(\mathcal{S})$  on  $\mathcal{S}$  induced by  $\mathcal{C}$ : there is an edge in  $G_{\mathcal{C}}(\mathcal{S})$  between two points in  $\mathcal{S}$  if you can walk from one to the other along  $\mathcal{C}$  without meeting another point of  $\mathcal{S}$ .

To do this, one needs an assumption on  $\mathcal{S}$  and  $\mathcal{C}$ . Some work on curve reconstruction and similar problems uses global assumptions for instance related to the maximum curvature [5, 7, 11, 20, 23, 24]. A weakness of this approach is that it may force you to sample the whole curve densely even if just a small portion of it has large curvature. An influential paper by Amenta, Bern and Eppstein [3] introduced the CRUST algorithm along with a local sampling condition allowing the sampling density to vary depending on the local distance to the *medial axis* of  $\mathcal{C}$ . To be precise, they guarantee correct reconstruction for any  $\epsilon$ -sampled curve in the plane whenever  $\epsilon < 0.252$ . The condition that a curve is  $\epsilon$ -sampled is weaker the larger  $\epsilon$  is, so we would like to guarantee correct reconstruction for  $\epsilon$ -sampled curves for as large an  $\epsilon$  as possible.

There followed a number of papers seeking to improve the sampling conditions of [3]: Dey and Kumar [14] introduced NN-CRUST (NN = nearest neighbor), which allows curves in higher-dimensional space, and prove that correct reconstruction is guaranteed for  $\epsilon < \frac{1}{3}$ ; Lenz [19] defines a family of algorithms of which NN-CRUST is a special case and conjectures that  $\epsilon \leq 0.48$  is sufficient for correctness in another special case; and Ohrhallinger et al. [21] introduce HNN-CRUST, proving correct reconstruction for  $\epsilon < 0.47$ , and also for  $\rho < 0.9$ , where  $\rho$  is a *reach*-based parameter that is related to (but different from) the parameter  $\epsilon$ . It is shown in [3, Observation 6] that correct reconstruction cannot be guaranteed for  $\epsilon \geq 1$ .

In addition, there have been several papers improving on [3] in other ways: Gold [17] simplified the CRUST algorithm; Dey et al. [15] gave an algorithm allowing open curves; and Dey and Wenger [16] considered curves with corners. Finally, we mention that [2] ties the  $\epsilon$ -sampling condition to a completely different approach to curve reconstruction by showing that a solution

---

\*Institute of Geometry, TU Graz; bjerkevik@tugraz.at

of the traveling salesman problem on the sample points gives a correct reconstruction from an  $\epsilon$ -sample for  $\epsilon < 0.1$ . For further references, we refer to the recent survey of Ohrhallinger et al. [22] on curve reconstruction in the plane.

Stepping up a dimension, one can consider the problem of *(hyper)surface reconstruction* [1, 9, 12, 13, 20]. Instead of working with samples of a curve, one instead assumes that the points are sampled from a hypersurface in  $\mathbb{R}^d$  for  $d \geq 3$ . While this is not the main focus of the paper, we note that this problem is important from a practical point of view; see for instance [6] for a survey covering the subset of the literature related to 3D scanings with imperfections. So far, the results using  $\epsilon$ -sampling have been much weaker for hypersurface reconstruction than for curve reconstruction. For  $d = 3$ , correct surface reconstruction is only known to be possible to guarantee for  $\epsilon \leq 0.06$  [4].

## 1.1 Our contributions

The question we study is: For which  $\epsilon$  is it possible to guarantee correct curve reconstruction using an  $\epsilon$ -sample? Despite the popularity of  $\epsilon$ -sampling as a sampling condition in the literature and the body of work aiming to weaken sampling conditions, there is still a large gap between the  $\epsilon$  for which we know that reconstruction is always possible and the  $\epsilon$  for which we know that it is not always possible: For any  $\epsilon \in (0.47, 1)$ , it is as far as the author knows an open question if it is possible to guarantee correct reconstruction of a curve (or union of curves) in  $\mathbb{R}^2$  using an  $\epsilon$ -sample. For curves in  $\mathbb{R}^d$ ,  $d \geq 3$ , the same is true for  $\epsilon \in (\frac{1}{3}, 1)$ . We improve this situation drastically in both ends. First we describe algorithms that guarantee correct reconstruction for  $\epsilon = 0.66$  for all  $d \geq 2$ . Algorithm 1 runs in  $O(n^2)$  for any fixed  $d$ , and Algorithm 2 runs in  $O(n \log n)$  for  $d = 2$ . While we have not implemented our algorithms, we believe that the speed of Algorithm 2 in practice is comparable to that of the algorithms in [14] and [21] because of their similarities.

Secondly, we give an example demonstrating that one cannot in general guarantee correct reconstruction using 0.72-samples for any  $d \geq 2$ . Thus, the interval of  $\epsilon$  for which it is unknown if an  $\epsilon$ -sample is enough for reconstruction is reduced from  $(0.47, 1)$  (or  $(\frac{1}{3}, 1)$  for  $d \geq 3$ ) to  $(0.66, 0.72)$ .

By a straightforward generalization, we use our example to prove that a 0.72-sample is not in general enough to guarantee correct reconstruction of a manifold of any dimension. We do not show any positive results in higher dimensions, but we hope that since we do not put any restriction on the ambient dimension of the set of samples, our ideas can be useful also for reconstruction of higher-dimensional manifolds.

A serious alternative to the  $\epsilon$ -sampling condition is the  $\rho$ -sampling condition of [21]. The authors of [21] argue that  $\epsilon$ -sampling with  $\epsilon \leq 0.47$  requires more sample points than what  $\rho$ -sampling does. With our new bounds on  $\epsilon$ , the situation changes somewhat. An in-depth discussion of the relationship between  $\epsilon$ -sampling and  $\rho$ -sampling is beyond the scope of this paper, but we study some instructive examples in Appendix A. To summarize,  $\rho$ -sampling seems to do better for curves with slowly changing curvature, while  $\epsilon$  does better in some examples with rapidly changing curvature. Both our upper and lower bounds for  $\epsilon$  help us understand the relative strengths of  $\epsilon$ - and  $\rho$ -sampling.

We begin by introducing necessary definitions and notation in Section 2, before we prove the main theorem in Section 3. In Section 4, we show that correct reconstruction from 0.72-samples is not always possible, and we finish off by generalizing the example to higher dimensions in Section 5.

**Acknowledgments** The author would like to thank Michael Kerber for insights into the size of Delaunay triangulations, and Stefan Ohrhallinger and Scott A. Mitchell for answering questions

about the state of the art of curve and surface reconstruction.

This work is supported by the Austrian Science Fund (FWF) grant number P 33765-N.

## 2 Definitions and notation

Throughout most of the paper, we work with a finite union  $\mathcal{C}$  of closed curves in  $\mathbb{R}^d$  for some fixed  $d \geq 2$ , and a finite subset  $\mathcal{S}$  of  $\mathcal{C}$ . We will call the elements of  $\mathcal{S}$  *sample points*. By a closed curve, we mean the image of an injective map from the circle. Sometimes it will be convenient to fix an orientation of (a connected component of)  $\mathcal{C}$ . The notation  $a \rightarrow b$  means that we have chosen an orientation of a connected component of  $\mathcal{C}$  containing  $a, b \in \mathcal{S}$  and that by starting at  $a$  and moving along  $\mathcal{C}$  following this orientation, the next element of  $\mathcal{S}$  one encounters is  $b$ . We use the shorthand  $a \rightarrow b \rightarrow c$  when we mean  $a \rightarrow b$  and  $b \rightarrow c$ . For  $p, q$  in the same connected component of  $\mathcal{C}$ , we define  $[p, q]$  as  $\{p\}$  if  $p = q$ , and as the image of any injective path from  $p$  to  $q$  that is consistent with the orientation of  $\mathcal{C}$  if  $p \neq q$ . We define  $[a, b)$ ,  $(a, b]$  and  $(a, b)$  similarly depending on whether  $a$  and/or  $b$  are included or not. By a *midpoint* of  $[a, b]$  we mean a point  $p \in [a, b]$  with  $d(p, a) = d(p, b)$ , where  $d(x, y)$  denotes Euclidean distance.

If  $(a \rightarrow b) \rightarrow c$  or  $c \rightarrow (b \rightarrow a)$ , we say that  $(a, b)$  and  $c$  are *consecutive*. We define  $G_{\mathcal{C}}(\mathcal{S})$  as the graph on  $\mathcal{S}$  with an edge between  $a$  and  $b$  if and only if  $a$  and  $b$  are consecutive.

For  $X \subset \mathbb{R}^d$ , let  $d(x, X) := \inf_{y \in X} d(x, y)$ . The *medial axis*  $\mathcal{M}$  [8] is the closure of the set of points in  $\mathbb{R}^d$  that do not have a unique closest point in  $\mathcal{C}$ . For  $p \in \mathcal{C}$ , the *local feature size*  $\text{lfs}(p)$  is defined as  $d(p, \mathcal{M})$ . For  $\epsilon > 0$ , we say that  $\mathcal{S} \subset \mathcal{C}$  is an  $\epsilon$ -*sample* (of  $\mathcal{C}$ ) if for all  $p \in \mathcal{C}$ ,  $d(p, \mathcal{S}) < \epsilon \text{lfs}(p)$ . Note that being an  $\epsilon$ -sample is a stronger condition the smaller  $\epsilon$  is. Throughout the paper we will assume that  $\mathcal{S}$  is an  $\epsilon$ -sample, but our assumptions on  $\epsilon$  will vary.

We define  $\text{cl}: \mathbb{R}^d \setminus \mathcal{M} \rightarrow \mathcal{C}$  by letting  $\text{cl}(x)$  be the point in  $\mathcal{C}$  closest to  $x$ ; i.e.,  $\text{cl}(x) = \arg \min_{p \in \mathcal{C}} d(x, p)$ . It follows immediately from the definition of  $\mathcal{M}$  that  $\text{cl}$  is well-defined. We prove that  $\text{cl}$  is continuous in Lemma 3.2.

We use the notation  $B_x(r)$  for the closed ball with radius  $r$  centered at  $x \in \mathbb{R}^d$ . For  $x, y \in \mathbb{R}^d$ , the closed line segment from  $x$  to  $y$  is denoted by  $\overline{xy}$ .

We often restrict our attention to a plane  $\Pi \subset \mathbb{R}^d$ , which we identify with  $\mathbb{R}^2$ . This way, we can associate canonical coordinates  $(x, y)$  to each point  $p \in \Pi$ .

## 3 Proof that 0.66-samples allow reconstruction

This section is devoted to giving a proof of the main theorem:

**Theorem 3.1.** *Let  $\mathcal{C}$  be a union of closed curves in  $\mathbb{R}^d$  for some  $d \geq 2$ , and let  $\mathcal{S}$  be a 0.66-sample of  $\mathcal{C}$  containing  $n$  points. Given  $\mathcal{S}$  as input, NN-COMPATIBLE and COMPATIBLE-CRUST both compute  $G_{\mathcal{C}}(\mathcal{S})$ . The former runs in  $O(n^2)$ , and for  $d = 2$ , the latter runs in  $O(n \log n)$ .*

The algorithms are rather simple, and are similar to the previous CRUST-type algorithms. To be specific, COMPATIBLE-CRUST borrows the idea from [3] of only selecting edges from the Delaunay triangulation<sup>1</sup>, and both algorithms use the idea from [14] of including an edge between each sample point and its nearest neighbor (called “closest” in the algorithms) in addition to the nearest neighbor satisfying some condition related to the angle between the resulting two edges (called “clComp” in the algorithms). The new ingredient in our algorithm is that we require triples of consecutive points to be *compatible* (see Fig. 5), which is a different criterion than those used

---

<sup>1</sup>For an introduction to Delaunay triangulations in the plane, see [10, Chapter 9].

in previous algorithms. We define this compatibility property in Section 3.3. It will be clear from the definition that checking if a triple  $(a, b, c) \in \mathcal{S}^3$  is compatible can be done in constant time. The separation into two algorithms is done to optimize the running time: For  $d = 2$ , computing the Delaunay triangulation saves us time, while for  $d \geq 3$ , a more straightforward approach is at least as efficient in the worst case.

---

**ALGORITHM 1: NN-COMPATIBLE**

---

**Input:** 0.66-sample  $\mathcal{S} \subset \mathbb{R}^d$  of  $\mathcal{C}$  for  $d \geq 2$   
**Output:**  $G_{\mathcal{C}}(\mathcal{S})$   
Initialize  $G \leftarrow \{\}$   
**foreach**  $x \in \mathcal{S}$  **do**  
     $\text{closest} \leftarrow \arg \min_{y \in \mathcal{S} \setminus \{x\}} \{d(x, y)\}$   
     $\text{CompNeigh} \leftarrow \{y \in \mathcal{S} \mid (\text{closest}, x, y) \text{ is compatible}\}$   
     $\text{clComp} \leftarrow \arg \min_{y \in \text{CompNeigh}} \{d(x, y)\}$   
     $G \leftarrow G \cup \{\{x, \text{closest}\}, \{x, \text{clComp}\}\}$   
**return**  $G$

---

In NN-COMPATIBLE, we run through the for-loop  $n$  times. Each line in the loop can be executed in  $O(n)$ , which gives a total running time of  $O(n^2)$ .

---

**ALGORITHM 2: COMPATIBLE-CRUST**

---

**Input:** 0.66-sample  $\mathcal{S} \subset \mathbb{R}^d$  of  $\mathcal{C}$  for  $d \geq 2$   
**Output:**  $G_{\mathcal{C}}(\mathcal{S})$   
Compute the 1-skeleton  $D_1(\mathcal{S})$  of a Delaunay triangulation of  $\mathcal{S}$ .  
Initialize  $G \leftarrow \{\}$   
**foreach**  $x \in \mathcal{S}$  **do**  
     $\text{Neigh} \leftarrow$  the set of vertices in  $D_1(\mathcal{S})$  adjacent to  $x$   
     $\text{closest} \leftarrow \arg \min_{y \in \text{Neigh}} \{d(x, y)\}$   
     $\text{CompNeigh} \leftarrow \{y \in \text{Neigh} \mid (\text{closest}, x, y) \text{ is compatible}\}$   
     $\text{clComp} \leftarrow \arg \min_{y \in \text{CompNeigh}} \{d(x, y)\}$   
     $G \leftarrow G \cup \{\{x, \text{closest}\}, \{x, \text{clComp}\}\}$   
**return**  $G$

---

Computing a Delaunay triangulation in the plane can be done in  $O(n \log n)$  [10, Theorem 9.12]. The total number of edges in  $D_1(\mathcal{S})$  is  $O(n)$ , so the sum of the sizes of all the Neigh over all  $x \in \mathcal{S}$  is  $O(n)$ . Thus, the total running time of the for-loop is  $O(n)$ . This gives a running time for COMPATIBLE-CRUST of  $O(n \log n + n) = O(n \log n)$  for  $d = 2$ .

(For  $d \geq 3$ , the Delaunay triangulation may have a size as large as  $\Theta(n^{\lceil d/2 \rceil})$  [18, Chapter 27.1], in which case COMPATIBLE-CRUST does not do better than NN-COMPATIBLE for  $d = 3$  and does worse for  $d \geq 4$ . But for certain types of random point distributions, the Delaunay triangulation is expected to be smaller and can be computed in linear time [18, Table 27.2.1]. With such a linear bound, COMPATIBLE-CRUST would be asymptotically faster than NN-COMPATIBLE also for  $d \geq 3$ , but it is unclear if this is something one can hope for in practice.)

It remains to be proved that the algorithms output  $G_{\mathcal{C}}(\mathcal{S})$ . Since COMPATIBLE-CRUST restricts itself to the set of edges of the Delaunay triangulation, we need to know that this set contains the edges of  $G_{\mathcal{C}}(\mathcal{S})$ . In the planar case, this is proved in [3, Lemma 11]. We extend the result to

higher ambient dimensions in Corollary 3.5.

Finally, we need to prove that the closest and “closest compatible” neighbors to a sample point are indeed the adjacent vertices in  $G_{\mathcal{C}}(\mathcal{S})$ . As the proof is rather long and technical, we devote a full section to it, which we split into three subsections: In Section 3.1, we prove a sequence of lemmas about the local behavior of  $\mathcal{S}$  and  $\mathcal{C}$ . Then, in Section 3.2, we prove lower bounds on the angle between certain triples of points on  $\mathcal{C}$ . Lastly, in Section 3.3, we use the results from the first two subsections to prove that the edges constructed by the algorithms are indeed exactly the edges in  $G_{\mathcal{C}}(\mathcal{S})$ .

### 3.1 Basic observations about $\mathcal{S}$ and $\mathcal{C}$

Recall that  $\mathcal{S}$  is assumed to be an  $\epsilon$ -sample of  $\mathcal{C}$ . In this subsection, we assume  $\epsilon \leq 1$ . Later, we will restrict  $\epsilon$  to smaller values and state our assumptions on  $\epsilon$  explicitly in each case.

For  $p \in \mathcal{C}$ , define  $d_p = d(p, \mathcal{S})$ . By definition of  $\text{cl}$  and  $\epsilon$ -sample,  $\text{cl}$  is defined in  $B_p\left(\frac{d_p}{\epsilon}\right)$ . Since we assume  $\epsilon \leq 1$ ,  $\text{cl}$  is in particular defined in  $B_p(d_p)$ . We will use the following lemma throughout the paper without referring to it explicitly.

**Lemma 3.2.**  *$\text{cl}$  is continuous.*

*Proof.* Let  $x \in \mathbb{R}^d \setminus \mathcal{M}$ , and let  $x_1, x_2, \dots$  be a sequence of points in  $\mathbb{R}^d \setminus \mathcal{M}$  that converges to  $x$ . To show that  $\text{cl}$  is continuous, it is enough to show that the image of the sequence under  $\text{cl}$  converges to  $\text{cl}(x)$ . Let  $y$  be an accumulation point in  $\mathcal{C}$  of the sequence  $\text{cl}(x_1), \text{cl}(x_2), \dots$ , which exists by compactness of  $\mathcal{C}$ . Then  $d(x, y) \leq d(x, y')$  for any  $y' \in \mathcal{C}$ , so  $y = \text{cl}(x)$ . Thus,  $\text{cl}(x)$  is the only accumulation point of  $\text{cl}(x_1), \text{cl}(x_2), \dots$ , so by compactness of  $\mathcal{C}$ , the sequence converges to  $\text{cl}(x)$ .  $\square$

**Lemma 3.3.** *Let  $p \in \mathbb{R}^d$  and  $q \in \mathcal{C}$  be such that  $\overline{pq}$  does not intersect the medial axis. Let  $x = \text{cl}(p)$ . Then the interior of  $B_p(d(p, q))$  contains either  $[x, q]$  or  $[q, x]$ .*

*Proof.* By continuity of  $\text{cl}$  and connectedness of  $\overline{pq}$ ,  $\text{cl}(\overline{pq})$  must contain either  $[x, q]$  or  $[q, x]$ . Suppose the former. Then for any  $z \in [x, q]$ ,  $z = \text{cl}(i)$  for some  $i \in \overline{pq}$ . Thus,

$$d(p, q) = d(p, i) + d(i, q) > d(p, i) + d(i, z) \geq d(p, z).$$

The statement follows, and the argument for  $[q, x]$  is exactly the same.  $\square$

**Lemma 3.4.** *Let  $a \rightarrow b$  and  $p \in (a, b)$ . Then  $d_p = \min\{d(p, a), d(p, b)\}$ .*

*Proof.* Suppose  $s \notin \{a, b\}$  is a point in  $\mathcal{S}$  minimizing the distance to  $p$ , so  $d_p = d(p, s)$ . Then  $B_p(d(p, s)) = B_p(d_p)$  and thus  $\overline{ps}$  do not intersect the medial axis. Since  $\text{cl}(p) = p$ , Lemma 3.3 shows that the interior of  $B_p(d_p)$  contains either  $a$  or  $b$ , which is a contradiction, as then either  $d(p, a)$  or  $d(p, b)$  would be smaller than  $d(p, s)$ . Thus,  $d_p$  is equal to either  $d(p, a)$  or  $d(p, b)$ .  $\square$

As a step in proving the correctness of COMPATIBLE-CRUST, we need to show that for  $a \rightarrow b$ , there is an edge between  $a$  and  $b$  in the Delaunay triangulation of  $\mathcal{S}$ . Since we do not assume that  $\mathcal{S}$  is in general position, we do not know that there is a unique Delaunay triangulation of  $\mathcal{S}$ . Still, we know that if there is a closed ball  $B$  such that  $B \cap \mathcal{S} = \{a, b\}$ , then any Delaunay triangulation of  $\mathcal{S}$  has an edge between  $a$  and  $b$ . In the special case of curves in the plane, the following was proved in [3, Lemma 11].

**Corollary 3.5.** *Let  $a \rightarrow b$ . Then there is an edge between  $a$  and  $b$  in any Delaunay triangulation of  $\mathcal{S}$ .*

*Proof.* Let  $p$  be a midpoint on  $[a, b]$ . By Lemma 3.4,  $d_p = d(p, a) = d(p, b)$ . Thus,  $B_p(d_p) \cap \mathcal{S} = \{a, b\}$ , so there is an edge between  $a$  and  $b$  in the Delaunay triangulation of  $\mathcal{S}$ .  $\square$

For  $x, y \in \mathbb{R}^d$ , let  $E(x, y)$  be the set of points in  $\mathbb{R}^d$  that are equidistant from  $x$  and  $y$ .

**Lemma 3.6.** *Let  $b \in \mathcal{S}$ , let  $a \neq b$  be in the same connected component of  $\mathcal{C}$  as  $b$ , let  $p$  be either the midpoint on  $[a, b]$  or equal to  $a$ , and assume  $d_p = d(p, b)$ . Then for every  $x \in B_p\left(\frac{d_p}{\epsilon}\right) \cap E(a, b)$ ,*

(i)  $cl(x) \in (a, b)$ ,

(ii)  $(a, b) \subset B_x(d(x, b))$ .

*Proof.* (i): Let  $B = B_p\left(\frac{d_p}{\epsilon}\right)$ , and let  $m$  be the midpoint on  $[a, b]$ . If  $p = a$ , then by Lemma 3.3,  $m \in B$ . Trivially,  $m \in B$  also holds if  $p = m$ . Since  $\mathcal{S}$  is an  $\epsilon$ -sample,  $B$  does not intersect the medial axis, so  $cl : B \rightarrow \mathcal{C}$  is well-defined. Clearly,  $cl(m) = m$ , and  $a, b \notin cl(B \cap E(a, b))$ , as  $d(a, x) = d(b, x)$  for every  $x \in E(a, b)$ . Since  $cl$  is continuous and  $B \cap E(a, b)$  connected, we get that  $cl(B \cap E(a, b)) \subset (a, b)$ .

(ii): Since  $\overline{xb} \subset B_p\left(\frac{d_p}{\epsilon}\right)$ , Lemma 3.3 tells us that  $[cl(x), b]$  is in the interior of  $B_x(d(x, b))$  (since  $a \in (b, cl(x))$  is not in the interior of  $B_x(d(x, b)) = B_x(d(x, a))$ ), and so must  $(a, cl(x))$  by a symmetric argument.  $\square$

**Definition 3.7.** *For  $a \neq b \in \mathbb{R}^d$ , let  $X(a, b)$  be the set of  $x$  such that  $d(x, a) = d(x, b) = \frac{d(a, b)}{\epsilon\sqrt{4-\epsilon^2}}$ , and let  $U(a, b) = \bigcap_{x \in X(a, b)} B_x\left(\frac{d(a, b)}{\epsilon\sqrt{4-\epsilon^2}}\right)$ , which is equal to  $\bigcap_{x \in X(a, b)} B_x(d(x, a))$ .*

**Lemma 3.8.** *Let  $a \rightarrow b$ .*

(i) *Let  $p' \in E(a, b) \cap \partial U(a, b)$ , and let  $x$  be the point in  $X(a, b)$  maximizing the distance to  $p'$ . Then  $d(p', a) = \epsilon d(p', x)$ ,  $d(p', x) = d(a, x)$  and  $2\angle axp' = \angle axb$ .*

(ii) *Let  $p$  be the midpoint of  $[a, b]$ . Then  $X(a, b) \subset B_p\left(\frac{d_p}{\epsilon}\right)$ .*

(iii)  $(a, b) \subset U(a, b)$ .

*Proof.* (i): Let  $\Pi$  be the plane spanned by  $a, b, p'$ . We use the notation  $\Pi^+$  for the upper half plane and  $\Pi^-$  for the lower half plane, both including the  $x$ -axis. Without loss of generality, we can assume  $a = (-1, 0)$ ,  $b = (1, 0)$  in this plane, and that  $p' \in \Pi^-$ . It follows that  $x \in X(a, b) \cap \Pi^+$ . Thus,  $\overline{xp'}$  contains the midpoint of  $\overline{ab}$ , so  $2\angle axp' = \angle axb$ . Since  $p'$  is on the boundary of  $U(a, b)$ ,  $d(p', x) = d(a, x)$ . Elementary calculation using the Pythagorean theorem shows that  $\epsilon d(p', x) = d(p', a)$ , proving (i); see Fig. 1.

(ii): Let  $\Pi$  be the plane spanned by  $a, b, p$ . Without loss of generality, we can assume  $a = (-1, 0)$  and  $b = (1, 0)$ , and that  $p \in \Pi^-$ . Then the point  $x \in X(a, b)$  maximizing the distance to  $p$  is equal to  $x$  as defined in (i). It suffices to show that  $x \in B_p\left(\frac{d_p}{\epsilon}\right)$ . Let also  $p' \in \Pi^-$  be as in the proof of (i).

Consider the case when  $p$  is below or equal to  $p'$ . Let  $x'$  be the point on the  $y$ -axis such that  $d(p, x') = d(a, x')$ . Since  $\triangle px'a$  and  $\triangle p'xa$  are both isosceles and  $\angle xp'a > \angle x'pa$ , we have

$$\frac{d(p, x')}{d(p, a)} \leq \frac{d(p', x)}{d(p', a)} = \epsilon,$$

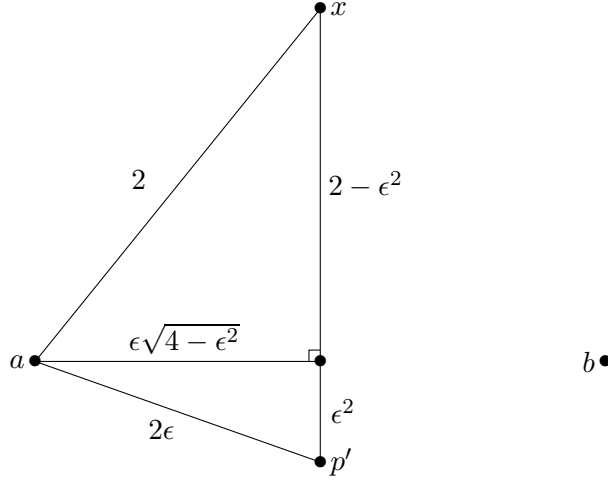


Figure 1: Distances in  $\Pi$  scaled by a factor of  $\epsilon\sqrt{4-\epsilon^2}$ . All the given values follow from  $x \in X(a, b)$  and  $d(a, x) = d(p', x)$ , and we see that  $d(a, p') = \epsilon d(a, x)$ .

so  $x' \in B_p\left(\frac{d(p, a)}{\epsilon}\right) = B_p\left(\frac{d_p}{\epsilon}\right)$ . Since  $d(x', a) \leq d(x', p)$ , we have a contradiction by Lemma 3.6 (ii).

Thus, we can assume that  $p$  is above  $p'$ . Let  $a' \in \overline{ax}$  be such that  $\overline{p'a'}$  is parallel to  $\overline{pa'}$ . Then

$$\epsilon = \frac{d(p', a)}{d(p', x)} = \frac{d(p, a')}{d(p, x)} \leq \frac{d(p, a)}{d(p, x)},$$

which proves (ii).

Since we know that  $X(a, b) \in B_p\left(\frac{d_p}{\epsilon}\right)$  from (ii), (iii) follows from Lemma 3.6 (ii).  $\square$

### 3.2 Restrictions of angles between points on $\mathcal{C}$

With help from the results of the previous subsection, we now prove results that essentially limit the curvature of  $\mathcal{C}$  locally.

**Proposition 3.9.** *Let  $\epsilon \leq 0.765$ , and let  $a \rightarrow b \rightarrow c$  with  $p \in (a, b)$  and  $d(p, b) \leq d(p, a)$ . Then for any  $x$  such that  $d(x, p) = d(x, b) = \frac{d_p}{\epsilon}$ ,  $(b, c] \cap B_x\left(\frac{d_p}{\epsilon}\right) = \emptyset$ .*

*Proof.* Let  $Z$  be the set of points  $x$  with  $d(x, p) = d(x, b) = \frac{d(p, b)}{\epsilon}$ , which is equal to  $\frac{d_p}{\epsilon}$  by Lemma 3.4. We begin by observing that  $\text{cl}$  is well-defined on  $Z$ , as  $Z \subset B_p\left(\frac{d_p}{\epsilon}\right)$ , and that  $\text{cl}(x) \in (p, b)$  by Lemma 3.6 (i).

We now assume that there is a  $c' \in (b, c]$  with  $d(c', Z) \leq \frac{d_p}{\epsilon}$ . We will derive a contradiction, which proves the proposition. Now,  $d(c', Z)$  varies continuously with  $c'$ , so either there is a  $c' \in (b, c]$  with  $d(c', Z) = \frac{d_p}{\epsilon}$ , or  $d(c', Z) < \frac{d_p}{\epsilon}$  for all  $c' \in (b, c]$ . Note that the point in  $Z$  closest to  $c'$  lies in the plane spanned by  $p, b, c'$ . (The points  $p, b, c'$  cannot lie on a line.)

In the case where  $d(c', Z) < \frac{d_p}{\epsilon}$  for all  $c' \in (b, c]$ , pick a  $c'$  close enough to  $b$  that it lies in  $B_p\left(\frac{d_p}{\epsilon}\right)$ , and pick  $x \in Z$  such that  $d(x, c') < \frac{d_p}{\epsilon}$ . Since  $x \in B_p\left(\frac{d_p}{\epsilon}\right)$ , we get  $\overline{xc'} \in B_p\left(\frac{d_p}{\epsilon}\right)$ . Thus  $\text{cl}$  is defined on  $\overline{xc'}$ . Clearly,  $\text{cl}(c') = c'$ , and we have already observed that  $\text{cl}(x) \in (p, b)$ . For all



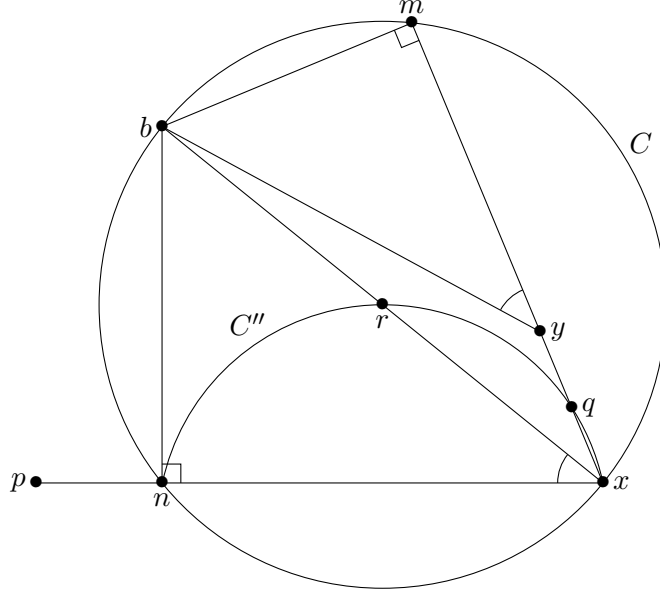


Figure 3: Illustration for the proof of Claim 1. The circle  $C'$  through  $x$ ,  $y$  and  $b$  is left out to avoid cluttering the figure.

*Proof of Claim 1.* For the constructions ahead, see Fig. 3. We already know that  $x \in B_p\left(\frac{d_p}{\epsilon}\right)$ , so it suffices to show that  $d(p, y) \leq d(p, x)$ . In fact, since  $n$  is on the line segment  $\overline{px}$ , it is enough to show  $d(n, y) \leq d(n, x)$ , which will be our goal. This is a tautology in the case  $d(b, m) \geq d(b, n)$ , in which we defined  $x = y$ , so assume  $d(b, m) < d(b, n)$ .

Since  $\angle xnb$  and  $\angle xmb$  are right,  $b$ ,  $x$ ,  $m$  and  $n$  all lie on a circle  $C$  where  $\overline{xb}$  is a diameter. Fix  $b$ ,  $n$  and  $x$ , and let  $m$  vary along  $C$ . By definition of  $y$ ,  $\angle myb = \angle nxb$  and thus  $\angle xyb$  are fixed, so as  $m$  moves along  $C$ ,  $y$  moves along a circle  $C'$  containing  $b$  and  $x$ . Let  $C''$  be the circle containing the midpoint between  $x$  and  $x'$  for all  $x' \in C'$ ; in particular, the midpoint  $q$  on  $\overline{xy}$  and the midpoint  $r$  on  $\overline{xb}$  both lie on  $C''$ .

Letting  $m$  approach  $b$ , so that  $y$  approaches  $b$  along  $C'$ , we see that  $C$  and  $C'$  meet at an angle of  $\angle mby = \angle nbx$ . Since  $\overline{xb}$  is perpendicular to  $C$  at  $b$ , this implies that  $\overline{nb}$  is perpendicular to  $C'$  at  $b$ . Since  $\angle xnb$  is right,  $n$  is the midpoint between  $x$  and another point on  $C'$ , so  $n \in C'$ . Thus  $\angle xzn$  is constant for all  $z$  on the arc of  $C''$  between  $x$  and  $n$  containing  $q$ . In Fig. 1, an isosceles triangle with the base length  $\epsilon$  times the leg length is illustrated, which is thus similar to  $\triangle pxb$ . Some calculation using the lengths given in Fig. 1 shows that for  $\epsilon \leq 0.765$ ,  $d(x, n) \geq d(n, b)$ . It follows that  $\angle xqn = \angle xrn \geq 90^\circ$ . This implies  $d(n, y) \leq d(n, x)$ , which was what we wanted to show. ■

*Proof of Claim 2.* Observe that  $d(m, z)$  is the same for any  $z \in X(b, c')$ , since  $m$  is the midpoint of  $\overline{bc'}$ . We want to show that  $d(m, y) \leq d(m, z)$  for such a  $z$ . This implies that  $y$  is in the convex hull of  $X(b, c')$ , so since  $X(b, c') \subset B_{p'}\left(\frac{d(p', b)}{\epsilon}\right)$  by Lemma 3.8 (ii), this will prove the claim.

For any  $s \neq t \in \mathbb{R}^d$  and  $u \in X(s, t)$ , the angle  $\rho := \frac{\angle sut}{2}$  depends only on  $\epsilon$ . We have  $\rho = \angle bzm$ . From Lemma 3.8 (i), it follows that in an isosceles triangle where the ratio between the base and a leg is  $\epsilon$ , the angle between the legs is  $\rho$ . In particular,  $\angle bxn = \angle bxp = \rho$ . But  $\angle bxn \leq \angle bym$  (with equality if  $x \neq y$ ), so  $\angle bzm \leq \angle bym$ , and it follows that  $d(m, y) \leq d(m, z)$ . ■

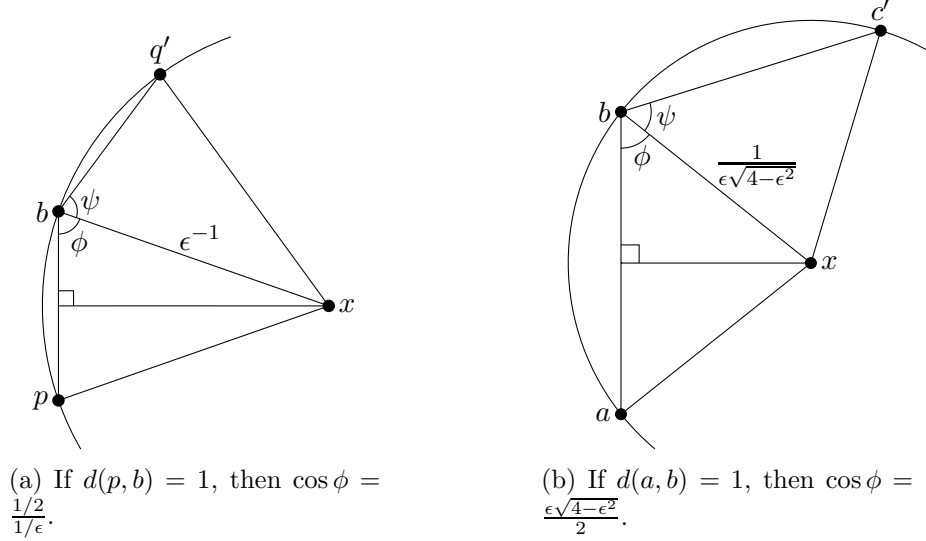


Figure 4

□

**Corollary 3.10.** *Let  $\epsilon \leq 0.66$ , let  $a \rightarrow b \rightarrow c$ , and let  $p$  be the midpoint of  $[a, b]$  and  $q \in (b, c]$ . Then*

$$\angle pbq > 70.73^\circ + \arccos\left(0.33 \frac{d(q, b)}{d(p, b)}\right).$$

*In particular, if  $d(p, b) \geq d(q, b)$ , then  $\angle pbq > 141^\circ$ .*

*Proof.* We restrict our attention to the plane spanned by  $p$ ,  $b$  and  $q$  and assume without loss of generality that  $p = (-1, 0)$ ,  $b = (0, 0)$  and that  $q$  is not to the left of the  $y$ -axis. By Proposition 3.9,  $q$  cannot be in the disc  $D$  with radius  $\frac{1}{\epsilon}$  with  $p$  and  $b$  on the boundary and center  $x$  to the right of the  $y$ -axis. Under this condition, we have  $\angle pbq > \angle pbq'$ , where  $q'$  is on the boundary of  $D$  above the  $x$ -axis and  $d(q', b) = d(q, b)$ . As illustrated in Fig. 4a,  $\cos \angle pbx = \frac{1/2}{1/\epsilon} \leq 0.33$ . Similarly,  $\cos \angle x bq' = \frac{d(q', b)/2}{1/\epsilon} \leq 0.33d(q', b)$ . Since  $\arccos$  is decreasing, we get

$$\begin{aligned} \angle pbq &> \angle pbq' \\ &= \angle pbx + \angle x bq' \\ &\geq \arccos(0.33) + \arccos(0.33d(q', b)) \\ &> 70.73^\circ + \arccos(0.33d(q', b)). \end{aligned}$$

If we do not assume  $d(p, b) = 1$ , we have to replace  $d(q', b)$  with  $\frac{d(q', b)}{d(p, b)}$  in the last expression. Since  $d(q', b) = d(q, b)$ , this yields the wanted inequality. If  $d(p, b) \geq d(q, b)$ , then this lower bound is weakest when  $d(q, b) = d(p, b)$ . In this case the right-hand side is  $> 141.46^\circ$ . □

**Lemma 3.11.** *Let  $\epsilon \leq 0.765$ , and let  $a \rightarrow b \rightarrow c$ . Then  $(b, c] \cap B_x(d(x, a)) = \emptyset$  for all  $x \in X(a, b)$ .*

*Proof.* Suppose there is an  $x \in X(a, b)$  and  $c' \in (b, c]$  such that  $c' \in B_x(d(x, a))$ , and let  $\Pi$  be the plane spanned by  $a, b, c'$ . We can assume that  $x \in \Pi$ , since the point in  $X(a, b)$  minimizing the distance to  $c'$  is in  $\Pi$ .

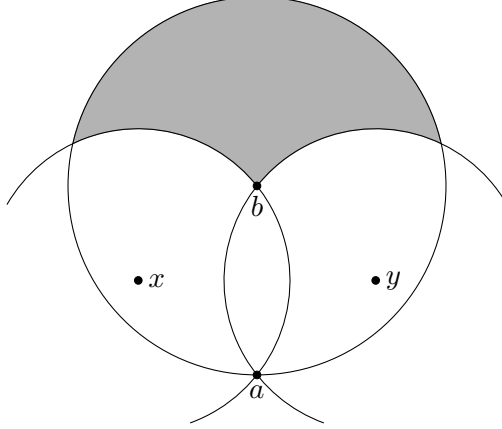


Figure 5: We consider the planar case with  $X(a, b) = \{x, y\}$ . If  $d(b, c) \leq d(a, b)$ , then  $(a, b, c)$  is compatible if and only if  $c$  is in the shaded area.

First assume  $d(x, c') = d(x, b)$ . Let  $n$  be the midpoint on  $\overline{ab}$ , and define  $y$  and  $p'$  as in the proof of Proposition 3.9 using  $n$ ,  $x$ ,  $b$  and  $c'$ . Let  $p$  be the midpoint on  $[a, b]$ . If  $y \in B := B_p\left(\frac{d_p}{\epsilon}\right)$ , we get a contradiction by the same argument as in the proof of Proposition 3.9. Observe that if  $d(p, b)$  is fixed,  $d(p, y)$  is maximized if  $p$  is on the line through  $n$  and  $x$  on the side of  $n$  furthest from  $x$ , so it is sufficient to consider this case. Lemma 3.8 (ii) gives us  $x \in B$ , and now  $y \in B$  can be proved in exactly the same way as Claim 1 in the proof of Proposition 3.9. (Again, inserting  $\epsilon = 0.765$  in Fig. 1 gives  $d(n, x) \geq d(n, b)$ .)

If  $(b, c] \cap B_x(d(x, a)) \neq \emptyset$  for some  $x \in X(a, b)$ , but there is no  $c' \in (b, c]$  such that  $d(c', X(a, b)) = d(b, X(a, b))$ , then every  $c' \in (b, c]$  is contained in the interior of  $B_x(d(x, a))$  for some  $x \in X(a, b)$ ; i.e.,  $d(x, c') < d(x, b)$ . In particular, we can pick  $c' \in B$ . Now  $\text{cl}$  is defined on  $\overline{xc'}$ , as  $x, c' \in B$ , but  $\text{cl}$  never takes  $a$  or  $b$  as a value on  $\overline{xc'}$ , as  $c'$  is always closer than  $a$  and  $b$ . But Lemma 3.6 (i) implies that  $\text{cl}(x) \in (a, b)$ , so  $\text{cl}(\overline{xc'})$  is disconnected. This is a contradiction, as  $\overline{xc'}$  is connected and  $\text{cl}$  continuous.  $\square$

**Definition 3.12.** We call a triple  $(a, b, c)$  of sample points compatible if  $c \notin B_x(d(x, b))$  for all  $x \in X(a, b)$  and  $a \notin B_y(d(y, b))$  for all  $y \in X(b, c)$ .

See Fig. 5. Lemma 3.11 then says that if  $a \rightarrow b \rightarrow c$ , then  $(a, b, c)$  is compatible.

**Lemma 3.13.** Let  $\epsilon \leq 0.66$  and suppose  $(a, b, c)$  is compatible. Then

$$\angle abc > 51.45^\circ + \arccos\left(0.6231 \frac{d(c, b)}{d(a, b)}\right).$$

In particular,  $\angle abc > 102.9^\circ$ .

*Proof.* We use an argument very similar to that in the proof of Corollary 3.10. We restrict our attention to the plane spanned by  $a$ ,  $b$  and  $c$  and assume without loss of generality that  $a = (-1, 0)$ ,  $b = (0, 0)$  and that  $c$  is not to the left of the  $y$ -axis. By definition of compatibility,  $c \notin B_x(d(x, a))$ , where  $x$  is the element of  $X(a, b)$  to the right of the  $y$ -axis. Under this condition, we have  $\angle abc > \angle abc'$ , where  $c'$  satisfies  $d(c, b) = d(c', b)$  and is on the boundary of  $B_x(d(x, a))$  above the  $x$ -axis. We already determined the geometry of  $\triangle axb$  in Fig. 1. Using this, we find that  $\cos \angle abx = \frac{\epsilon\sqrt{4-\epsilon^2}}{2}$ , as illustrated in Fig. 4b. Similar considerations show that  $\cos \angle xbc' = \frac{\epsilon\sqrt{4-\epsilon^2}d(c', b)}{2d(a, b)}$ . We have

$d(c', b) = d(c, b)$  by assumption, and  $\frac{\epsilon\sqrt{4-\epsilon^2}}{2} \leq \frac{0.66\sqrt{4-0.66^2}}{2} < 0.6231$ . Since  $\arccos$  is decreasing, this yields

$$\begin{aligned}\angle abc &> \angle abc' \\ &= \angle abx + \angle xbc' \\ &> \arccos(0.6231) + \arccos\left(0.6231 \frac{d(c, b)}{d(a, b)}\right)\end{aligned}$$

and then the wanted inequality follows from  $\arccos(0.6231) > 51.45^\circ$ .

$(a, b, c)$  is compatible if and only  $(c, b, a)$  is, so the inequality holds also if we switch  $a$  and  $b$ . Thus, we can assume  $d(a, b) \geq d(c, b)$ . Under this assumption, the right-hand side is smallest when  $d(c, b) = d(a, b)$ . Thus,

$$\angle abc > 2 \arccos(0.6231) > 102.9^\circ. \quad \square$$

### 3.3 The closest compatible neighbors are the correct neighbors

In the runtime analysis of our algorithms, we stated that checking if a triple  $(a, b, c)$  of points is compatible can be done in constant time. Since we only need to consider the geometry of three fixed points, this is clear; to be precise, by arguments similar to those in the proof of Lemma 3.13, what we need to check is if

$$\angle abc > \arccos\left(\frac{0.66\sqrt{4-0.66^2}}{2}\right) + \arccos\left(\frac{0.66\sqrt{4-0.66^2}d(c, b)}{2d(a, b)}\right)$$

and the same with  $a$  and  $c$  switching places.

Recall that our algorithms construct an edge from  $b \in \mathcal{S}$  to  $a$  and  $c$ , where  $a$  is the closest point in  $\mathcal{S}$  to  $b$ , and  $c$  is the closest point in  $\mathcal{S}$  to  $b$  such that  $(a, b, c)$  is compatible. (COMPATIBLE-CRUST is restricted to the Delaunay neighbors, which by Corollary 3.5 is not a problem.) Since  $b$  has exactly two adjacent vertices in  $G_{\mathcal{C}}(\mathcal{S})$ , it is sufficient to prove that  $a$ ,  $b$  and  $c$  are consecutive. This is exactly the statement of Proposition 3.16 below, which therefore finishes the proof of Theorem 3.1.

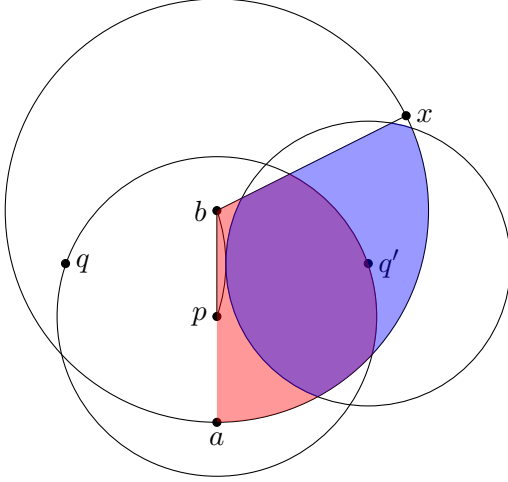
**Lemma 3.14.** *Let  $\epsilon \leq 0.66$  and  $a \rightarrow b$ , let  $p$  be the midpoint on  $[a, b]$ , and let  $c$  be a point on  $C \setminus [a, b]$  with  $d(b, c) \leq d(a, b)$ . Then  $\angle pbc > 117.3^\circ$ .*

*Proof.* Assume  $\angle pbc \leq 117.3^\circ$ , and let us restrict ourselves to the plane spanned by  $p, b, c$ . Without loss of generality, we can assume that  $p = (0, -1)$ ,  $b = (0, 0)$ , and that  $c$  is to the right of the  $y$ -axis. Let  $q$  be the point to the left of the  $y$ -axis such that  $d(q, b) = d(q, p) = \epsilon^{-1}$ , and let  $q'$  be the reflection of  $q$  across the  $y$ -axis. By Lemma 3.6 (i),  $\text{cl}(q') \in (p, b)$ , and by Lemma 3.6 (ii) (choose  $a = p$  in the lemma),  $(p, b) \subset B_q(\epsilon^{-1})$ . It follows that  $c \notin B_{q'}(d(q, q') - \epsilon^{-1})$ .

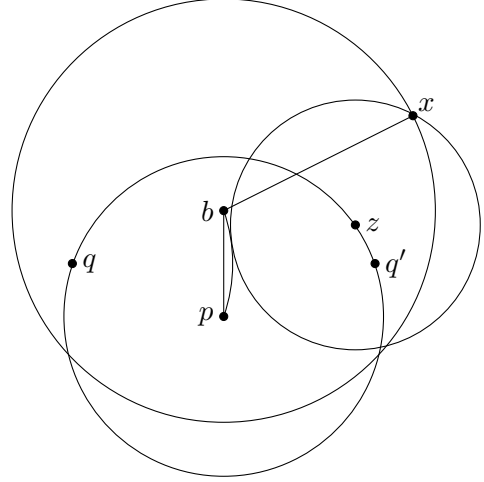
We have two remaining possibilities under the assumptions  $\angle pbc \leq 117.3^\circ$  and  $d(b, c) \leq d(a, b)$ :

- (i)  $c \in B_b(d(a, b)) \cap B_p\left(\frac{d(p, b)}{\epsilon}\right)$ ,
- (ii)  $c \in B_b(d(a, b)) \setminus \left(B_p\left(\frac{d(p, b)}{\epsilon}\right) \cup B_{q'}(d(q, q') - \epsilon^{-1})\right)$ ,

To show that (i) is impossible, first assume that  $c$  is below or on the line  $l$  through  $q$  and  $q'$ . If  $\overline{cq}$  does not intersect  $\overline{ab}$ , let  $I = \overline{cq}$ . Otherwise, let  $I = \overline{cq'}$ .  $c$  is closer to any point on  $I$  than  $a$  is, so  $a \notin \text{cl}(I)$ . Since no point on  $I$  is above  $l$ ,  $b \notin \text{cl}(I)$ , as  $p$  is always at least as close as  $b$ . But



(a) The discs  $B_p\left(\frac{d(p,b)}{\epsilon}\right)$  (red) and  $B_{q'}(d(q,q') - \epsilon^{-1})$  (blue) cover the relevant area except a small part close to  $x$ .



(b) The distance from  $z$  to  $B_q(\epsilon^{-1})$  is slightly smaller than  $d(z, x)$ .

Figure 6

clearly,  $\text{cl}(c) = c$ , and we have already observed that  $\text{cl}(q') \in (p, b)$ , and  $\text{cl}(q) \in (p, b)$  holds for the same reason. Thus,  $\text{cl}(I)$  is disconnected, which contradicts the continuity of  $\text{cl}$ .

If instead  $c$  is above  $l$ , let  $I = \overline{cq'}$  and use a similar argument with  $a$  and  $b$  exchanged.

Finally, we assume (ii), which is the case that requires the most care. Let  $z = (1.244, -0.1351)$ . Some calculation shows that  $z \in B_p(\epsilon^{-1}) = B_p\left(\frac{d_p}{\epsilon}\right)$ . Let  $I = \overline{zq'}$ . Since  $I \subset B_p\left(\frac{d_p}{\epsilon}\right)$ ,  $I$  does not intersect the medial axis of  $C$ .

Let  $x$  be the intersection of the ray from  $b$  into the first quadrant with angle  $\angle 117.3^\circ$  with the boundary of  $B_b(2)$ . As Fig. 6a illustrates,  $c$  must be in an area close to  $x$ , and  $x$  is the point in this area furthest away from  $z$ . Some more calculation shows that  $d(z, x) < 1.18 < d(z, q) - \epsilon^{-1}$ ; see Fig. 6b. This means that  $z$  is closer to  $c$  than to any point on  $[p, b]$ , since  $[p, b] \subset B_q(\epsilon^{-1})$ , as we have observed. Thus,  $\text{cl}(z) \notin [p, b]$ . In addition,  $\text{cl}(q') \in (p, b)$  by Lemma 3.6 (i). But all points on  $I$  are closer to  $c$  than to both  $p$  and  $b$  (it is enough to check the endpoints of  $I$ ), so  $p, b \notin \text{cl}(I)$ . Thus,  $\text{cl}(I)$  is disconnected, which is impossible, as  $\text{cl}$  is continuous.  $\square$

**Proposition 3.15.** *Let  $\epsilon \leq 0.66$ , and let  $a$  be a sample point and  $b$  its closest neighbor among the other sample points. Then  $a$  and  $b$  are consecutive.*

*Proof.* Suppose for a contradiction that  $x$ ,  $a$  and  $y$  are consecutive and  $b \notin \{x, y\}$ . Let  $p$  be the midpoint of  $[x, a]$  and  $q$  the midpoint of  $[a, y]$ . By Corollary 3.10,  $\angle paq > 141^\circ$ , and by Lemma 3.14, both  $\angle pab$  and  $\angle qab$  are greater than  $117.3^\circ$ , as  $d(x, a), d(y, a) \geq d(a, b)$ . The sum of these angles is greater than  $360^\circ$ , which is impossible.  $\square$

**Proposition 3.16.** *Let  $\epsilon \leq 0.66$ . Let  $b$  be a sample point,  $a$  the closest sample point to  $b$ , and  $c$  the closest sample point to  $b$  such that  $(a, b, c)$  is compatible. Then  $a$ ,  $b$  and  $c$  are consecutive.*

*Proof.* We know that  $a$  and  $b$  are consecutive by Proposition 3.15. Suppose that  $b$  and  $c'$  are consecutive for some  $c' \notin \{a, c\}$ . By Lemma 3.11,  $(a, b, c')$  is compatible, and thus, by assumption,  $d(b, c') \geq d(b, c)$ . We will show that this leads to a contradiction, which means that  $b$  and  $c$  are

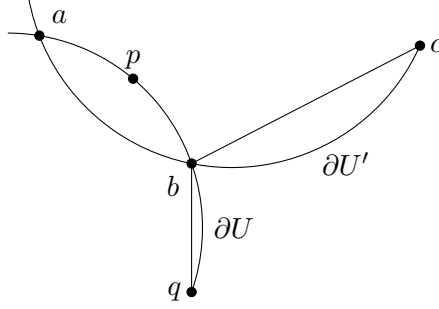


Figure 7: Some restrictions on the point set  $\{a, b, c, p, q\}$ . We have  $a, p \notin U$ , where  $U$  is the union of balls  $B_x\left(\frac{d_q}{\epsilon}\right)$  as in Proposition 3.9, and  $a \notin U' = \bigcup_{x \in X(b,c)} B_x(d(x, b))$ . Corollary 3.10 and Lemma 3.13 express these restrictions in formulas.

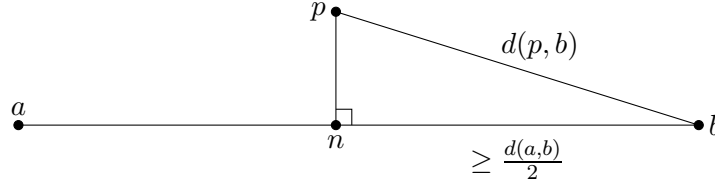


Figure 8: If  $d(p, a) \leq d(p, b)$  and  $n$  is where the normal from  $p$  meets  $\overline{ab}$ , then  $2d(n, b) \geq d(a, b)$  and  $\cos(\angle pba) = \frac{d(n, b)}{d(p, b)} \geq \frac{d(a, b)}{2d(p, b)}$ .

consecutive by process of elimination. This will involve finding a series of bounds on various angles. Consult Fig. 7 for some geometric intuition.

Let  $q$  be the midpoint of  $[b, c']$ . Note that we get  $d(c, b) \leq 2d(q, b)$  from  $d(c, b) \leq d(c', b)$ . Suppose that  $d(a, b) \leq 0.773d(c, b)$ , so  $d(a, b) \leq 1.546d(q, b)$ . Then by Corollary 3.10,

$$\angle qba > 70.73^\circ + \arccos(0.33 \cdot 1.546) > 130.05^\circ,$$

and by Lemma 3.13,

$$\angle cba > 51.45^\circ + \arccos(0.6231 \cdot 0.773) > 112.65^\circ.$$

From Lemma 3.14, we know that  $\angle qbc > 117.3^\circ$ . Thus,

$$\angle qba + \angle cba + \angle qbc > 130.05^\circ + 112.65^\circ + 117.3^\circ = 360^\circ,$$

which is impossible. We conclude that  $d(a, b) > 0.773d(c, b)$ . This implies that there is a point  $p \in (a, b)$  with  $d(p, b) = 0.4d(c, b)$ , and  $d(p, b) \leq 0.8d(q, b)$  then follows from  $d(c, b) \leq 2d(q, b)$ . By Corollary 3.10,

$$\angle qbp > 70.73^\circ + \arccos(0.33 \cdot 0.8) > 145.42^\circ.$$

Suppose  $d(p, a) \leq d(p, b)$ . Then Fig. 8 gives a simple geometric proof that

$$\cos(\angle pba) \geq \frac{d(a, b)}{2d(p, b)} = \frac{d(a, b)}{0.8d(c, b)},$$

which is equivalent to

$$\angle pba \leq \arccos\left(1.25 \frac{d(a, b)}{d(c, b)}\right). \quad (1)$$

In addition, we have

$$\begin{aligned}
\angle pba &\geq \angle cba - \angle cbp \\
&\geq \angle cba - (360^\circ - \angle qbp - \angle qbc) \\
&> 51.45^\circ + \arccos\left(0.6231 \frac{d(a,b)}{d(c,b)}\right) + 145.42^\circ + 117.3^\circ - 360^\circ,
\end{aligned}$$

where we have again used Lemma 3.13 and Lemma 3.14 to get bounds on  $\angle cba$  and  $\angle qbc$ , respectively. Putting this together with Eq. (1), we get

$$\arccos\left(1.25 \frac{d(a,b)}{d(c,b)}\right) > \arccos\left(0.6231 \frac{d(a,b)}{d(c,b)}\right) - 45.83^\circ.$$

This is false for  $d(a,b) = 0.773d(c,b)$ , and therefore false whenever  $d(a,b) \geq 0.773d(c,b)$ , as the derivative of the left hand side is less than the derivative of the right hand side. Thus, we have a contradiction, so  $d(p,a) > d(p,b)$ .

Observe that

$$\angle pbc \leq 360^\circ - \angle qbp - \angle qbc < 360^\circ - 145.4^\circ - 117.3^\circ = 97.3^\circ.$$

Let  $x$  be an element in  $X(a,b)$  maximizing the distance from  $p$ . By Lemma 3.8 (iii), we then have (following Fig. 1)

$$\angle abp = \angle xbp - \angle xba < 90^\circ - \arcsin\left(\frac{2 - 0.66^2}{2}\right) < 39^\circ,$$

so by Lemma 3.13,

$$\angle pbc \geq \angle cba - \angle abp > 102.9^\circ - 39^\circ = 63.9^\circ.$$

The remainder of the proof is similar to the proof of Lemma 3.14, but with the simplifications that we have the equality  $d(p,b) = 0.4d(c,b)$  instead of an inequality, and that we only have to consider  $\angle pbc$  in the narrow range  $[63.9^\circ, 97.3^\circ]$ , which saves us some work. We restrict ourselves to the plane spanned by  $p$ ,  $b$  and  $c$ . Let  $p = (-1, 0)$ ,  $b = (0, 0)$ , let  $c$  be in the right half-plane, and let  $s$  and  $s'$  be the centers of the circles through  $p$  and  $b$  with radius  $\frac{1}{0.66}$  such that  $s$  is in the left half-plane and  $s'$  is in the right. One can calculate that if  $\angle pbc$  is  $63.9^\circ$  or  $97.3^\circ$ , then  $d(s',c) < d(s',s) - \frac{1}{0.66}$ . This means that  $\text{cl}(s') \notin [b,p]$ , since by Lemma 3.6 (ii),  $[p,b] \subset B_s(\frac{1}{0.66})$ . But by Lemma 3.6 (i),  $\text{cl}(s') \in (p,b)$ , so we get a contradiction. It follows that we get the same contradiction for all  $\angle pbc \in [63.9^\circ, 97.3^\circ]$ , and we are done.  $\square$

## 4 Counterexample to curve reconstruction for $\epsilon = 0.72$

In this section, we prove the following theorem, which says that correct curve reconstruction using 0.72-samples is not in general possible, even in  $\mathbb{R}^2$ . Moreover, one cannot determine whether the (union of) curve(s) has more than one connected component, and the reconstruction problem remains impossible also under the assumption that the sample is taken from a single connected curve.

**Theorem 4.1.** *There is a finite set  $\mathcal{S} \subset \mathbb{R}^2$  that is a 0.72-sample of  $\mathcal{C}_1$ ,  $\mathcal{C}_2$ ,  $\mathcal{C}_3$  and  $\mathcal{C}_4$ , where  $\mathcal{C}_1$  and  $\mathcal{C}_2$  are connected closed curves and  $\mathcal{C}_3$  and  $\mathcal{C}_4$  are disconnected unions of closed curves, and  $G_{\mathcal{C}_i}(\mathcal{S}) \neq G_{\mathcal{C}_j}(\mathcal{S})$  for all  $i \neq j$ .*

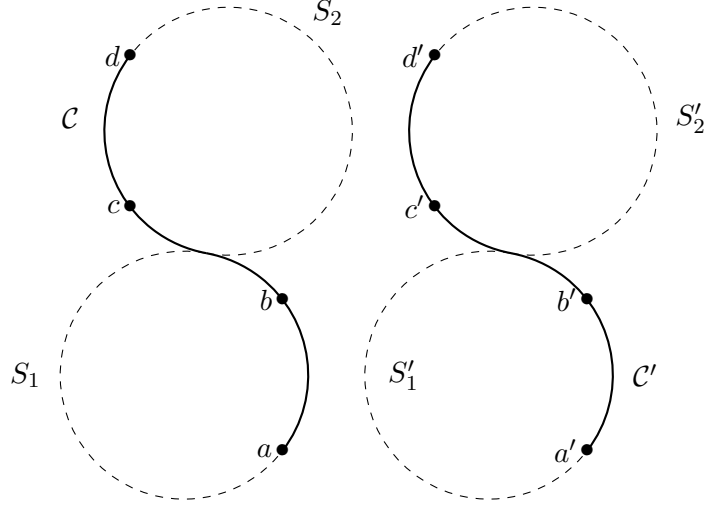


Figure 9

As we will construct subsets of the curves before we construct the complete curves, we extend the definition of  $\epsilon$ -sampling to unions of closed curves in the obvious way.

Let  $a = (0, -1)$ ,  $b = (0, 0)$ ,  $c = (-1.008, 0.614)$ ,  $d = (-1.008, 1.614)$ . Let  $S_1$  and  $S_2$  be the two tangent circles with the same radius such that  $a, b \in S_1$ ,  $c, d \in S_2$  and the tangent point is the midpoint  $q$  between  $b$  and  $c$ . Let  $\mathcal{C}$  be the union of the part of  $S_1$  running from  $a$  to  $q$  through  $b$  and the part of  $S_2$  running from  $q$  to  $d$  through  $c$ .

Next, let  $a', b', c', d'$  be the points,  $S'_1, S'_2$  the circles and  $\mathcal{C}'$  the curve we get by translating the whole construction horizontally to the right so that  $d(b, c) = d(b, c')$ ; see Fig. 9. Let  $T$  be the set of midpoints of  $[a, b]$ ,  $[b, c]$ ,  $[c, d]$ ,  $[a', b']$ ,  $[b', c']$  and  $[c', d']$ .

**Lemma 4.2.** *If  $\{a, b, c, d, a', b', c', d'\}$  is not a 0.72-sample of  $\mathcal{C} \cup \mathcal{C}'$ , then there is a  $t \in T$  such that  $B_t\left(\frac{d_t}{0.72}\right)$  intersects the medial axis of  $\mathcal{C} \cup \mathcal{C}'$ .*

*Proof.* By definition, if  $\{a, b, c, d, a', b', c', d'\}$  is not a 0.72-sample of  $\mathcal{C} \cup \mathcal{C}'$ , then there is a  $p \in \mathcal{C} \cup \mathcal{C}'$  such that  $B_p\left(\frac{d_p}{0.72}\right)$  intersects the medial axis of  $\mathcal{C} \cup \mathcal{C}'$ . Thus, it is enough to show that for every  $p \in \mathcal{C} \cup \mathcal{C}' \setminus T$ , there is a  $t \in T$  such that  $B_p\left(\frac{d_p}{0.72}\right) \subset B_t\left(\frac{d_t}{0.72}\right)$ .

Let  $p \in (x, y) \subset \mathcal{C}$  for some  $x \rightarrow y$ . We know that  $d_p = d(p, x)$  or  $d_p = d(p, y)$  by Lemma 3.4. Suppose  $d_p = d(p, y)$  ( $d_p = d(p, x)$  is similar), and pick  $p' \in (p, y)$ . Let  $B = B_p\left(\frac{d_p}{0.72}\right)$  and  $B' = B_{p'}\left(\frac{d_{p'}}{0.72}\right)$ . If  $B \not\subset B'$ , there is a point on the ray from  $p$  through  $p'$  in  $B' \setminus B$ , which means that  $\frac{d_p}{0.72} < d(p, p') + \frac{d_{p'}}{0.72}$ , or equivalently

$$\frac{d_p - d_{p'}}{d(p, p')} < 0.72.$$

Observe that if we let  $p'$  approach  $p$ , then  $\frac{d_p - d_{p'}}{d(p, p')}$  approaches  $\cos \angle p'py$ ; see Fig. 10. One can check that  $\angle p'py < 40^\circ$  for the possible  $p$  and  $p'$  in our example (by a large margin), while  $\arccos(0.72) > 43^\circ$ . Thus,

$$\arccos(0.72) > \arccos\left(\frac{d_p - d_{p'}}{d(p, p')}\right)$$

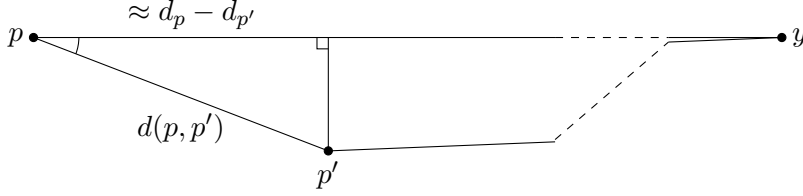


Figure 10: Assuming  $d(p, p') \ll d(p, y)$ , we have  $\cos(\angle p'py) \approx \frac{d_p - d_{p'}}{d(p, p')}$ . The dotted lines represent that we have collapsed a large part of the figure.

for  $p'$  sufficiently close to  $p$ , so  $0.72 < \frac{d_p - d_{p'}}{d(p, p')}$ , a contradiction. This proves that as  $p$  moves along  $\mathcal{C}$  or  $\mathcal{C}'$  from a point in  $T$  towards a point in  $\{a, b, c, d\}$ , the disc  $B_p\left(\frac{d_p}{0.72}\right)$  decreases (in the sense that later discs are contained in earlier discs), proving the lemma.  $\square$

**Lemma 4.3.**  $\{a, b, c, d, a', b', c', d'\}$  is a 0.72-sample of  $\mathcal{C} \cup \mathcal{C}'$ .

*Proof.* By Lemma 4.2, what we need to show is that for any  $t \in T$ ,  $B_t\left(\frac{d_t}{0.72}\right)$  does not intersect the medial axis.

To reduce the problem, observe that we have symmetry around the midpoint between  $b$  and  $c'$ , as  $\vec{bc} = -\vec{c'b'}$  and  $\vec{cd} = -\vec{b'a'}$ . Thus, we can restrict ourselves to the midpoints  $p, q$  and  $r$  of  $[a, b]$ ,  $[b, c]$  and  $[c, d]$ , respectively. For the rest of the proof, assume  $t \in \{p, q, r\}$ .

We extend  $\text{cl}$  to a set-valued map from  $\mathbb{R}^2$  to  $\mathcal{C} \cup \mathcal{C}'$  by letting  $\text{cl}(p)$  be the set of points in  $\mathcal{C} \cup \mathcal{C}'$  that minimize the distance to  $p$ . Let  $m$  be a point such that  $\text{cl}(m)$  contains at least two points in  $\mathcal{C} \cup \mathcal{C}'$ , and let  $x$  and  $y$  be distinct points in  $\text{cl}(m)$ . We will show that for  $t \in \{p, q, r\}$ ,  $m \notin B_t\left(\frac{d_t}{0.72}\right)$ . In fact, our arguments work also if 0.72 is replaced by an  $\epsilon$  that is slightly smaller than 0.72. For this reason,  $m' \notin B_t\left(\frac{d_t}{0.72}\right)$  holds for all  $m' \in \mathcal{M}(\mathcal{C} \cup \mathcal{C}')$ , because if  $|\text{cl}(m')| = 1$ , then there is an  $m$  with  $|\text{cl}(m)| \geq 2$  arbitrarily close to  $m'$ .

There are the following cases to consider:

- $x, y \in \mathcal{C}$ ,
- $x, y \in \mathcal{C}'$ ,
- $x \in \mathcal{C}$  and  $y \in \mathcal{C}'$ .

In the first case,  $m$  is on the medial axis of  $\mathcal{C}$ . This has two connected components: one is a curve starting at the center  $s_1$  of  $S_1$  and going leftwards and downwards from there, and the other is the mirror image through  $q$  of the first one. Because of symmetry, we only have to consider the first component. On this curve,  $s_1$  minimizes the distance to  $p$  and  $q$ , and  $r$  is far away from the whole curve. One can check that the radius of  $S_1$  is greater than 0.82, that  $d_q = d(q, b) < 0.59$  and that  $d_q > d_p$ . Thus,

$$d(s_1, p) = d(s_1, q) > 0.82 > \frac{d_q}{0.72} > \frac{d_p}{0.72},$$

so we conclude that  $B_t\left(\frac{d_t}{0.72}\right)$  does not intersect the medial axis of  $\mathcal{C}$ .

Next, we assume that  $x, y \in \mathcal{C}'$ . Then there is a point  $m'$  on the line segment  $\overline{mt}$  such that  $\text{cl}(m')$  intersects both  $\mathcal{C}$  and  $\mathcal{C}'$ , so  $m'$  is on the medial axis. If  $m \in B_t\left(\frac{d_t}{0.72}\right)$ , then  $m' \in B_t\left(\frac{d_t}{0.72}\right)$ , so we have reduced the second case to the third case.

Lastly, assume that  $x \in \mathcal{C}$  and  $y \in \mathcal{C}'$ . Let  $l$  be the perpendicular bisector of  $s_1$  and the center  $s'_2$  of  $S'_2$ ; see Fig. 11. If  $y \in S'_2$ , then  $m$  is either on  $l$  or to the right of  $l$  (the latter can only

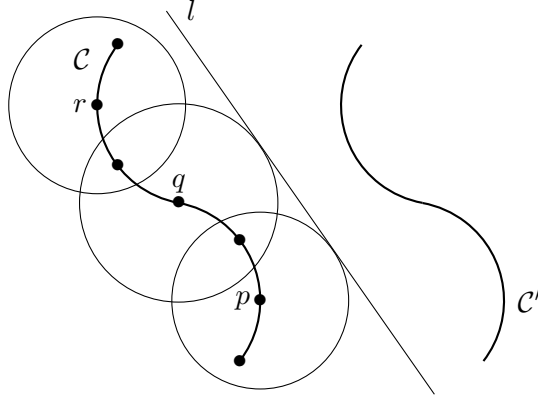
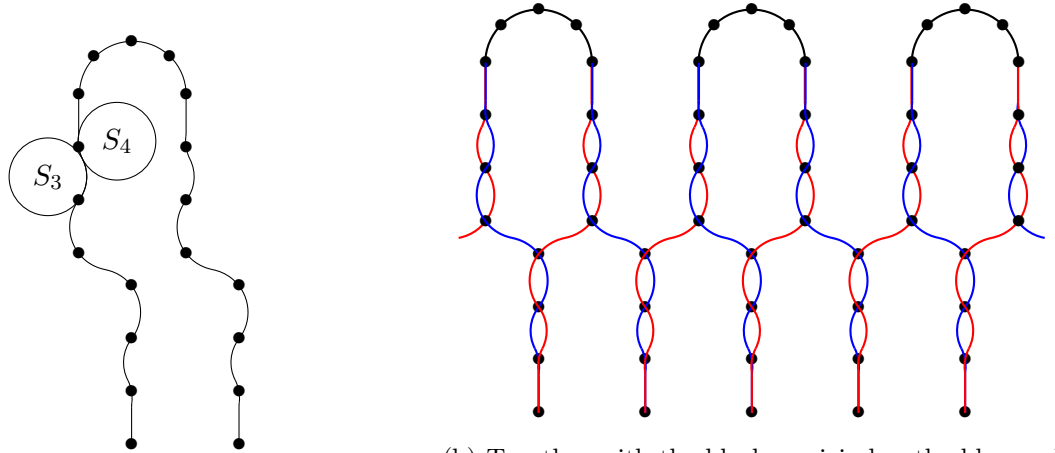


Figure 11



(a)  $\mathcal{C}$  and  $\mathcal{C}'$  are extended and tied together.

(b) Together with the black semicircles, the blue and red curves both give a valid reconstruction under the 0.72-sampling condition.

Figure 12

happen if  $x \in S_2$ ). By numerical calculation, one can check that  $l \cap B_t\left(\frac{d_t}{0.72}\right) = \emptyset$ , so in this case,  $m \notin B_t\left(\frac{d_t}{0.72}\right)$ . At the same time, if  $y \in S'_1$ , then  $d(t, y) > \frac{2d_t}{0.72}$ , so if  $m \in B_t\left(\frac{d_t}{0.72}\right)$ , then  $y \notin S'_1$ , as  $t$  is closer to  $m$  than  $S'_1$  is.  $\square$

Now we want to extend this construction. See Fig. 12a for what follows. We add a point  $e$  such that  $d$  is the midpoint between  $c$  and  $e$ . Next, we put a circle  $S_3$  with radius  $\frac{d_r}{0.72}$  so that it is tangent to  $S_2$  at  $d$ , and a circle  $S_4$  with the same radius as  $S_3$  tangent to  $S_3$  such that  $e$  lies on  $S_4$ . If we extend  $\mathcal{C}$  such that it contains  $[d, e]$  along  $S_3$  and  $S_4$  in the obvious way, then  $\{a, b, c, d, e\}$  is a 0.72-sample of  $\mathcal{C}$ . To see this, note that if  $s$  is the midpoint of  $[d, e]$ , then  $d_s < d_r$ , and the closest points on the medial axis to  $s$  are the centers of  $S_3$  and  $S_4$ , which have a distance of  $\frac{d_r}{0.72} > \frac{d_s}{0.72}$  to  $s$ .

The angle of the tangent of  $\mathcal{C}$  to the vertical line through  $d$  is larger than the angle of the tangent of  $\mathcal{C}$  to the vertical line through  $e$ , and if we add another point  $f$  such that  $e$  is the midpoint between  $d$  and  $f$ , then we can extend  $\mathcal{C}$  again such that  $\{a, b, c, d, e, f\}$  is a 0.72-sample, and such that the tangent of  $\mathcal{C}$  at  $f$  is vertical. We can do the same below  $a$ , adding two points such

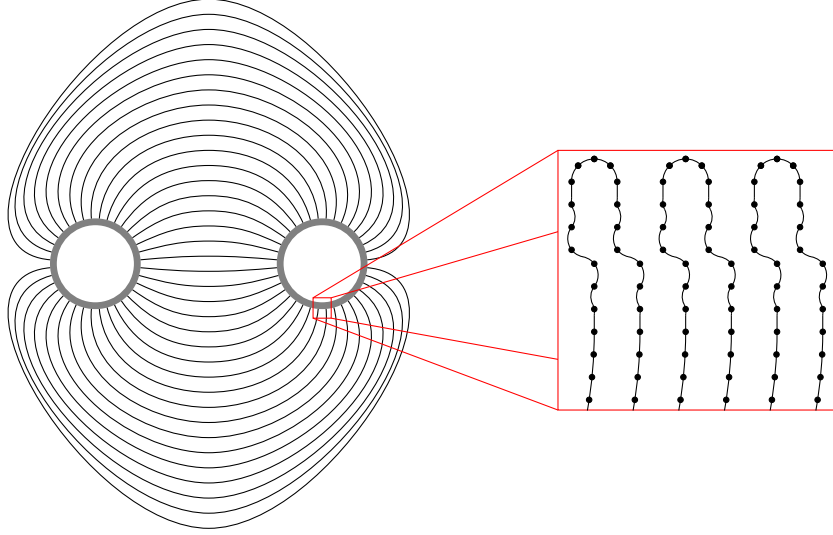


Figure 13: A reconstruction of the whole point set. One can make sure that the curve is connected, and the point set is a 0.72-sample of it.

that  $\mathcal{C}$  can be extended downwards and the tangent of  $\mathcal{C}$  at the lowest point is vertical. Now do the same for  $\mathcal{C}'$ , and add a sequence of points as shown in Fig. 12a to connect  $\mathcal{C}$  and  $\mathcal{C}'$ . Again, the points shown make up a 0.72-sample of the curve. Next, we put many copies of this construction next to each other as shown in Fig. 12b. Each copy is translated horizontally such that  $d(b, c')$  is equal to the distance between  $b'$  in one copy and  $c$  in the copy on its right. If we ignore what happens to the far right or left, there are two ways to draw a set of curves with endpoints among the bottom points such that the set of points is a 0.72-sample of the union of curves. If we now take this long strip of points and curves and bend it slightly upwards such that they are contained in an annulus, we can make sure that the set of points is still a 0.72-sample by choosing the (inner and outer) radius of the annulus to be large enough.

Finally, we consider two such annuli with “the ends tied together”, meaning that we draw curves between endpoints in the first annulus and endpoints in the second annulus, and sample the curves densely; see Fig. 13. In each of the two annuli, we have two choices of how to draw the curve, as illustrated in Fig. 12b, which gives four different choices in total. Two of these choices result in a connected curve, and in all four cases, the set of points is a 0.72-sample of the curve or union of curves. Summing up, we get Theorem 4.1.

## 5 Counterexample to hypersurface reconstruction for $\epsilon = 0.72$

We have not defined what “correct reconstruction” means in higher dimensions. But assuming that preserving the number of connected components is required, we show that correct reconstruction of hypersurfaces in  $\mathbb{R}^d$  using 0.72-samples is impossible for any  $d \geq 2$ .

**Theorem 5.1.** *For any  $d \geq 2$ , there is a finite point set  $\mathcal{S} \subset \mathbb{R}^d$  that is a 0.72-sample of two manifolds  $\mathcal{C}$  and  $\mathcal{C}'$  without boundary of dimension  $d - 1$  with a different number of connected components.*

*Proof.* Let  $\mathcal{S}$  be the set of sample points in the example from the previous section. Let  $S^1$  be a circle with radius  $R$ . If we choose a dense enough subset  $\mathcal{T}$  of  $\mathcal{S} \times S^1 \subset \mathbb{R}^3$  and  $R$  is large enough,

we can make sure that  $\mathcal{T}$  is a 0.72-sample of  $S^1 \times \mathcal{C}_i$  for all  $\mathcal{C}_i$  in Theorem 4.1. We can iterate this process of taking the product with  $S^1$  to get examples in any dimension. For  $i = 1$  and  $i = 3$ , these hypersurfaces have a different number of connected components.  $\square$

## 6 Discussion

In this paper, we have only looked at unions of closed curves. An obvious question is if our work generalizes to open curves. We expect that this can be dealt with by a slight tweak of the algorithms when the endpoints are far apart: Instead of immediately connecting a point to its “correct” neighbors (i.e., its closest and closest “compatible” neighbors), one should add an edge between two points only when both points consider the other as a “correct” neighbor. However, we have not tried to turn this intuition into a precise statement.

Though this paper is mainly about curve reconstruction, we hope that it can also be a step towards improving the sampling conditions for surface reconstruction. Our arguments are valid for samples in any ambient dimension, and we expect many of our intermediate results to carry over to points on surfaces instead of curves. We consider generalizing our approach to surface reconstruction to be a promising direction of future research.

## References

- [1] Ahmed Abdelkader, Chandrajit L. Bajaj, Mohamed S. Ebeida, Ahmed H. Mahmoud, Scott A. Mitchell, John D. Owens, and Ahmad A. Rushdi. Sampling Conditions for Conforming Voronoi Meshing by the VoroCrust Algorithm. In *34th International Symposium on Computational Geometry (SoCG 2018)*, pages 1:1–1:16, 2018.
- [2] Ernst Althaus and Kurt Mehlhorn. Traveling salesman-based curve reconstruction in polynomial time. *SIAM Journal on Computing*, 31(1):27–66, 2001.
- [3] Nina Amenta, Marshall Bern, and David Eppstein. The crust and the  $\beta$ -skeleton: Combinatorial curve reconstruction. *Graphical models and image processing*, 60(2):125–135, 1998.
- [4] Nina Amenta, Sunghee Choi, Tamal K Dey, and Naveen Leekha. A simple algorithm for homeomorphic surface reconstruction. In *Proceedings of the sixteenth annual symposium on Computational geometry*, pages 213–222, 2000.
- [5] Dominique Attali.  $r$ -regular shape reconstruction from unorganized points. *Computational Geometry*, 10(4):239–247, 1998.
- [6] Matthew Berger, Andrea Tagliasacchi, Lee M Seversky, Pierre Alliez, Gael Guennebaud, Joshua A Levine, Andrei Sharf, and Claudio T Silva. A survey of surface reconstruction from point clouds. In *Computer Graphics Forum*, volume 36, pages 301–329. Wiley Online Library, 2017.
- [7] Fausto Bernardini and Chandrajit L Bajaj. Sampling and reconstructing manifolds using alpha-shapes. *Proc. 9th Canadian Conf. Comput. Geom.*, pages 193–198, 1997.
- [8] Harry Blum. A Transformation for Extracting New Descriptors of Shape. In *Models for the Perception of Speech and Visual Form*, pages 362–380. MIT Press, Cambridge, 1967.

- [9] Frédéric Chazal and André Lieutier. Smooth manifold reconstruction from noisy and non-uniform approximation with guarantees. *Computational Geometry*, 40(2):156–170, 2008.
- [10] Mark de Berg, Otfried Cheong, Marc J. van Kreveld, and Mark H. Overmars. *Computational geometry: algorithms and applications, 3rd Edition*. Springer, 2008.
- [11] Luiz Henrique De Figueiredo and Jonas de Miranda Gomes. Computational morphology of curves. *The Visual Computer*, 11(2):105–112, 1994.
- [12] Tamal K Dey. *Curve and surface reconstruction: algorithms with mathematical analysis*, volume 23. Cambridge University Press, 2006.
- [13] Tamal K Dey, Joachim Giesen, Edgar A Ramos, and Bardia Sadri. Critical points of distance to an  $\varepsilon$ -sampling of a surface and flow-complex-based surface reconstruction. *International Journal of Computational Geometry & Applications*, 18(01n02):29–61, 2008.
- [14] Tamal K Dey and Piyush Kumar. A simple provable algorithm for curve reconstruction. In *SODA*, volume 99, pages 893–894, 1999.
- [15] Tamal K Dey, Kurt Mehlhorn, and Edgar A Ramos. Curve reconstruction: Connecting dots with good reason. *Computational Geometry*, 15(4):229–244, 2000.
- [16] Tamal K Dey and Rephael Wenger. Fast reconstruction of curves with sharp corners. *International Journal of Computational Geometry & Applications*, 12(05):353–400, 2002.
- [17] Christopher Gold. Crust and anti-crust: a one-step boundary and skeleton extraction algorithm. In *Proceedings of the fifteenth annual symposium on Computational geometry*, pages 189–196, 1999.
- [18] Jacob E Goodman, Joseph O’Rourke, and Csaba D Toth. *Handbook of discrete and computational geometry*. CRC press, third edition, 2017.
- [19] Tobias Lenz. How to sample and reconstruct curves with unusual features. In *EWCG: Proc. of the 22nd European Workshop on Computational Geometry*, pages 29–32. Citeseer, 2006.
- [20] Partha Niyogi, Stephen Smale, and Shmuel Weinberger. Finding the homology of submanifolds with high confidence from random samples. *Discrete & Computational Geometry*, 39(1-3):419–441, 2008.
- [21] Stefan Ohrhallinger, Scott A Mitchell, and Michael Wimmer. Curve reconstruction with many fewer samples. In *Computer Graphics Forum*, volume 35, pages 167–176. Wiley Online Library, 2016.
- [22] Stefan Ohrhallinger, Jiju Peethambaran, Amal D Parakkat, Tamal K Dey, and Ramanathan Muthuganapathy. 2d points curve reconstruction survey and benchmark. In *Computer Graphics Forum*, volume 40, pages 611–632. Wiley Online Library, 2021.
- [23] Peer Stelldinger. Topologically correct surface reconstruction using alpha shapes and relations to ball-pivoting. In *2008 19th International Conference on Pattern Recognition*, pages 1–4. IEEE, 2008.
- [24] Peer Stelldinger and Leonid Tcherniavski. Provably correct reconstruction of surfaces from sparse noisy samples. *Pattern Recognition*, 42(8):1650–1659, 2009.

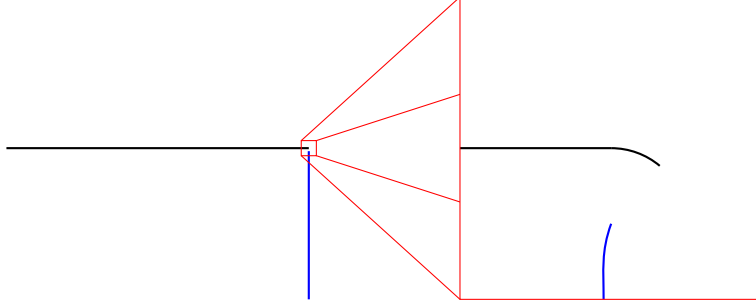


Figure 14: The hook example.  $\mathcal{C}$  is black; the medial axis is blue.

## A The relationship between $\epsilon$ -sampling and $\rho$ -sampling

In this section, we discuss two examples showing relative strengths and weaknesses of  $\epsilon$ -sampling and the  $\rho$ -sampling condition introduced in [21]. To avoid ambiguity, we will refer to  $\rho$ -sampling as  $\rho$ -reach-sampling.

**Definition A.1.** For  $a, b$  in the same connected component of  $\mathcal{C}$ , let

$$\text{reach}([a, b]) = \inf_{p \in [a, b]} \text{lfs}(p).$$

For  $\rho > 0$ , a curve  $\mathcal{C}$  is  $\rho$ -reach-sampled if for all  $a \rightarrow b$  and  $p \in [a, b]$ ,  $d(p, \mathcal{S}) < \rho \text{reach}([a, b])$ .

In [21, Theorem 2], it is proved that for  $\rho < 0.9$ , one can reconstruct  $\rho$ -reach-sampled curves in the plane. To judge the strength of the  $\rho$ -reach-sampling condition, the authors consider sampling parallel lines, among other examples. In this case,  $\text{lfs}(p)$  is constant, so  $\mathcal{S}$  is an  $r$ -sample if and only if it is an  $r$ -reach-sample. Thus, in this case, requiring that  $\mathcal{S}$  is a 0.66-sample (or even a 0.72-sample) is stricter than requiring that it is a 0.9-reach-sample, which results in denser sampling. Thus,  $\rho$ -reach-sampling is arguably a better sampling condition than  $\epsilon$ -sampling in this case.

On the other hand, consider the following example, where we take the liberty of skipping some details and working with an open curve for the purpose of simplicity. This curve  $\mathcal{C}$  is the union of the line segment  $I$  from  $a = (0, 0)$  to  $b = (1, 0)$  and a tiny “hook” attached at  $b$ ; see Fig. 14. We demand that  $a \in \mathcal{S}$ , and try to sample  $I$  as sparsely as possible, first requiring that  $\mathcal{S}$  is a 0.66-sample, and then requiring that it is a 0.9-reach-sample.

The medial axis of  $\mathcal{C}$  is very close to the ray from  $b$  going straight down. In particular, for  $p \in \mathcal{C}$  that are not very close to  $b$ ,  $\text{lfs}(p) \approx d(p, b)$ . We begin by deciding where to put the  $p = (x, 0) \in \mathcal{S}$  that is closest to  $a$ . Some calculation shows that if  $x \leq 0.795$  and  $q = (\frac{x}{2}, 0)$ , then  $0.66d(q, b) > d(q, p)$ , and it follows that the condition for 0.66-sampling is satisfied for all  $q \in [a, b]$  (assuming that  $\text{lfs}(q)$  is sufficiently close to  $d(q, b)$ ). However, if  $x \geq 0.643$ , then  $d(q, p) > 0.9d(p, b) \approx 0.9\text{lfs}(p)$ , so the 0.9-reach-sampling condition is not satisfied.

The argument can be repeated for the next sample point after  $p$  and so on until the distance to  $b$  is not a good approximation for the local feature size. The conclusion is that we need more sample points for  $\mathcal{S}$  to be a 0.9-reach-sample than for  $\mathcal{S}$  to be a 0.66-sample.

The message we suggest to take home from the examples of parallel lines and the “hook” is that  $\rho$ -reach-sampling does well when the curvature and local feature size are fairly constant, while  $\epsilon$ -sampling does well when the curvature changes rapidly. Which of the sampling conditions does better in practical applications is an open question that we will not attempt to answer here.