

Predict and Optimize: Through the Lens of Learning to Rank

Jayanta Mandi,¹ Víctor Bucarey,² Maxime Mulamba,¹ Tias Guns³

¹ Data Analytics Laboratory, Vrije Universiteit Brussel, Belgium

² Institute of Engineering Sciences, Universidad de O'Higgins, Rancagua, Chile

³ Department of Computer Science, KU Leuven, Belgium

jayanta.mandi@vub.be, victor.bucarey@uoh.cl, maxime.mulamba@vub.be, tias.guns@kuleuven.be

Abstract

In the last years predict-and-optimize approaches (Elmachetoub and Grigas 2021; Wilder, Dilkina, and Tambe 2019) have received increasing attention. These problems have the settings where the predictions of predictive machine learning (ML) models are fed to downstream optimization problems for decision making. Predict-and-optimize approaches propose to train the ML models, often neural network models, by directly optimizing the quality of decisions made by the optimization solvers. However, one major bottleneck of predict-and-optimize approaches is solving the optimization problem for each training instance at every epoch. To address this challenge, Mulamba et al. (2021) propose noise contrastive estimation by caching feasible solutions.

In this work, we show the noise contrastive estimation can be considered a case of learning to rank the solution cache. We also develop pairwise and listwise ranking loss functions, which can be differentiated in closed form without the need of solving the optimization problem. By training with respect to these surrogate loss function, we empirically show that we are able to minimize the *regret* of the predictions.

1 Introduction

Many real-world decision making problems rely on the combination of machine learning (ML) and combinatorial optimization problem. In those applications combinatorial optimization problems are solved to arrive at a decision maximizing or minimizing an objective function. However, often some parameters of the optimization problem are not known but can be estimated from other feature attributes. To estimate these unknown parameters ML models are trained using past data.

A *predict-then-optimize* approach is widely used by practitioners in both, the industry and the public sector, where first a ML model is trained to make a point estimate of the uncertain parameters and then the optimization problem is solved using the predictions. However, this approach may lead to poor results when predictions are used to solve the optimization problem.

In the last years, *predict-and-optimize* (Elmachetoub and Grigas 2021; Wilder, Dilkina, and Tambe 2019; Mandi et al. 2020) approaches have received increasing attention. In this

setting, an ML model is trained to obtain a cost vector which will be used in an optimization problem. During training, the ML model is trained with focus on the impact of the downstream optimization problem. This approach integrates the optimization problem into the training loop of the ML model back propagating the effect of the prediction in the quality of the optimization task.

On the technical level, the challenge of integrating combinatorial optimization into the training loop of ML is the non-differentiability of combinatorial problems. To address this, Mulamba et al. (2021) recently proposed an approach motivated by noise-contrastive estimation (Gutmann and Hyvärinen 2010), where they introduce a new family of surrogate loss functions considering non-optimal feasible solutions as *negative examples*. In their work, they propose a surrogate loss function, which maximizes the divergence between the objective values of the true optimal and the negative examples.

In this work, we argue that their approach can be viewed through the lens of learning to rank approach (Burges et al. 2005). In a learning to rank (LTR) problem, a number of instances are given where each instance consists of rankings of several items as labels and the features attributes of the items are the predictor variables. The training objective is to learn a ranking function using the training data. The ranking function creates a ranked list of the items by assigning score to each item. Our goal is to learn a ranking function whose outputs matches the actual ranking order induced by an objective function.

In our context, provided a list of feasible solutions, we formulate an LTR problem to learn the correct ordering of them with respect to the objective value. By focusing on this surrogate task, we are able to learn the predict and optimize task. We argue that the surrogate task proposed by Mulamba et al. (2021) is special case of this, where they learn to put the true optimal in higher order than the 'negative examples'.

The main contributions of this work are the following: First, we formulate the predict-and-optimize problem as a ranking problem. Secondly, we introduce and study several loss functions based on this idea. We show that this approach is a generalization of the loss functions proposed by Mulamba et al. (2021). In particular, we formulate pair-wise and list-wise ranking loss functions for predict-and-optimize problems.

2 Related Literature

Predict-and-optimize. Predict-and-optimize forms an interesting class of optimization problems, where the optimization parameters are defined partially. The problem specifications are completed by ML models, often neural networks, which predict the undefined parameters from data. One of the major development in this topic is the *differentiable optimization layers* (Amos and Kolter 2017), which analytically computes the gradients by differentiating the KKT optimality conditions of a quadratic program. The gradient calculation of Amos and Kolter (2017) does not translate to LP problems due to singularities of the objective function in this case. Wilder, Dilkina, and Tambe (2019) address this by introducing a small quadratic regularizer in the objective function. Mandi and Guns (2020), on the other hand, introduce a log-barrier regularization term and compute the gradients from the homogeneous self dual embedding of the LP. Ferber et al. (2020) studies mixed integer LPs and reduce it to LP by cutting plane method before applying the framework of Wilder, Dilkina, and Tambe (2019). The *smart predict-and-optimize* approach of Elmachtoub and Grigas (2021) study optimization problems with linear objectives and where the cost vector is to be predicted. They introduce a convex surrogate upper bound of the loss and propose an easy to use subgradient. Pogancic et al. (2020) also studies problems with linear objective. They compute the gradient by perturbing the predicted cost vector. For a detailed overview of the predict-and-optimize research development, we request the readers to refer to Kotary et al. (2021).

All these approaches involve solving the optimization problem repeatedly while training, which creates a huge bottleneck. To address this problem, Mulamba et al. (2021) propose contrastive loss functions with respect to a pool of feasible solutions of the optimization problem. These loss functions does not involve solving the optimization problem. Our work is in this direction. But unlike them we propose loss functions which involves learning to rank the pool of feasible solutions.

Learning to rank. Learning to rank problems have been studied thoroughly over the years. Readers can refer to Liu (2011) for a detailed analysis. Most LTR approaches assign real-valued scores to the items then define surrogate loss functions on the scores. In pointwise LTR models (Li, Wu, and Burges 2007), the labels are the ranking of the items. These models fail to consider any inter dependencies across the item rankings. Pairwise ranking approaches (Burges et al. 2005) aim to learn the relative ordering of pairs of items. Finally, listwise approaches (Cao et al. 2007) define loss functions with respect to the scores of the whole ranked lists. LTR framework has been applied various contexts such as recommender systems (Karatzoglou, Baltrunas, and Shi 2013), software debugging (Xuan and Monperrus 2014), but to our best of knowledge this is the first work which uses LTR framework in the predict-and-optimize setting.

3 Preliminaries

In this section, we formally describe the predict-and-optimize setup. We consider a combinatorial optimization problem

$$v^*(c) \in \underset{v \in V}{\operatorname{argmin}} f(v, c) \quad (1)$$

where V is a set of feasible solutions and $f : V \times \mathcal{C} \rightarrow \mathbb{R}$ is a real valued function. Let us denote an optimal solution of (1) by $v^*(c)$. The value of c is unknown but we have access to correlated features x and a historic dataset $D = \{(x_i, c_i)\}_{i=1}^n$. The goal here is to predict the unknown coefficient in a supervised machine learning setup. In this case, we will train a neural network model $m(\omega, x)$ (with model parameters ω) to make an estimation of c . Let us denote the predicted value as $\hat{c} (=m(\omega, x))$.

In a traditional supervised machine learning setup, we train by minimizing the difference between c and \hat{c} . But in a predict-and-optimize setup \hat{c} is an intermediate result. The final output is $v^*(\hat{c})$, the solution of the optimization problem. When deployed with ground truth c , we want the solution $v^*(\hat{c})$ to generate objective value close to the optimal objective value. In order to measure how good \hat{c} is, we compute the regret of the combinatorial optimisation, that is, the difference between the value of the optimal objective value and the value of the objective function with c and predicted solution $v^*(\hat{c})$. So, we define regret in the following form

$$\text{Regret}(\hat{c}, c) = f(v^*(\hat{c}), c) - f(v^*(c), c). \quad (2)$$

Ideally, the goal of model training is to learn the parameter ω so that *regret* is minimized. To do so in a neural network setup, the gradient of the regret has to be backpropagated. And this is the problem in directly using regret as a loss function because it is non-continuous and involves differentiating over the argmin in $v^*(\hat{c})$.

To accomplish this, we have to differentiate the *argmin* operator. However, as the combinatorial optimization problem is discrete and nonconvex, we cannot differentiate it in a straightforward manner. The challenge of predict-and-optimize is to formulate a differentiable and efficient-to-compute loss function $\mathcal{L}(\cdot)$ that considers the structure of the underlying optimisation problem.

As mentioned in section 2, several recent works have studied this problem. However, in all those cases, in order to compute the gradient, the optimization problem (1) must be solved repeatedly for each instance during training. Hence, scalability is a major challenge in these approaches.

3.1 Contrastive Surrogate Loss

To improve the scalability of predict-and-optimize Mulamba et al. (2021) proposed an alternative class of loss functions, which can be differentiated in closed-form without solving the combinatorial problem. Motivated by the noise contrastive estimation (Mikolov et al. 2013), they propose NCE loss by considering a set of (possibly) non-optimal feasible solutions as negative samples. This set of feasible solutions is denoted by S . Then, the proposed NCE loss (Mulamba et al.

2021) is the following

$$\mathcal{L}_{\text{NCE}} = \frac{\sum_{v^s \in S} (f(v^*(c_i), m(\omega, x_i)) - f(v^s, m(\omega, x_i)))}{n * |S|} \quad (3)$$

The novelty of this approach is Eq. (3) is differentiable and the the differentiation does not involve solving the optimization problem in 1. Further, if the solutions in S are optimal solutions of arbitrary cost vectors, this approach is equivalent to train in the convex-hull of the feasible region V .

4 Going beyond NCE

They key idea of NCE is to generate such \hat{c}_i , so that $f(v^*(c_i), \hat{c}_i)$ has lower value than $f(v^s, \hat{c}_i)$. This can be viewed as an ordering task. Moreover, we can further extend it to learn the ordering of all the solutions in S . Let us denote by $p_1, \dots, p_{|S|}$ the indices of S so that $f(v^{p_1}, c_i) \leq f(v^{p_2}, c_i) \leq \dots \leq f(v^{p_{|S|}}, c_i)$. We want to generate \hat{c}_i so that $f(v^{p_1}, \hat{c}_i) \leq f(v^{p_2}, \hat{c}_i) \leq \dots \leq f(v^{p_{|S|}}, \hat{c}_i)$. Basically, our auxiliary task is to learn the ranking of S with respect to c_i . This motivates us to use the LTR framework to develop a new class of surrogate loss function for predict-and-optimize problems.

4.1 Pairwise Ranking

In pairwise ranking loss formulation, we consider the pairwise margin ranking loss (Joachims 2002) between two solution in S . We will call (p, q) an ordered pair in S with respect to c , if

$$(p, q) \in \text{O.P.}_c^S \implies f(v^{s_p}, c) < f(v^{s_q}, c) \quad (4)$$

For an ordered pair (p, q) , we expect the predicted \hat{c} would also respect the ordering i.e. $f(v^{s_p}, \hat{c}) < f(v^{s_q}, \hat{c})$. In other words, $f(v^{s_p}, \hat{c}) - f(v^{s_q}, \hat{c})$ is the quantity we aim to minimize. This gives us the following empirical loss

$$L(\hat{c}_i, c_i) = \frac{1}{|S|} \sum_{(p, q) \in \text{O.P.}_{c_i}^S} (f(v^{s_p}, \hat{c}_i) - f(v^{s_q}, \hat{c}_i)) \quad (5)$$

We point out that (5) takes the form of (3), when v^{s_q} is $v^*(c_i)$ and v^{s_p} are all the negative samples. This proves the NCE approach of Mulamba et al. (2021) is a special case of the pairwise approach.

Essentially, the pairwise loss formulation penalizes only when $f(v^{s_p}, \hat{c}_i)$ is larger than $f(v^{s_q}, \hat{c}_i)$. If $f(v^{s_q}, \hat{c}_i)$ is larger than $f(v^{s_p}, \hat{c}_i)$ by a margin of γ , then there is no loss. Finally, we write our pairwise margin loss

$$L(\hat{c}_i, c_i) = \frac{1}{|S|} \sum_{(p, q) \in \text{O.P.}_{c_i}^S} \max \left(0, \gamma + f(v^{s_p}, \hat{c}_i) - f(v^{s_q}, \hat{c}_i) \right) \quad (6)$$

Ordered pair generation Eq. (6) is built upon the concept of pairwise ranking loss (Burgess et al. 2005). In the pairwise ranking, the learning task is to classify whether a pair is correctly ranked or not. Note that, in order to implement this approach we have to identify ordered pairs from the negative

Algorithm 1: Gradient-descent implementation of predict-and-optimize problems with Ranking Loss

Input: $D \equiv \{(x_i, c_i)\}_{i=1}^n$

- 1: Initialize ω
- 2: Initialize $S = \{v^*(c_i) | (x_i, c_i) \in D\}$
- Training**
- 3: **for** each epochs **do**
- 4: **for** each (x_i, c_i) **do**
- 5: $\hat{c}_i = m(\omega, x_i)$
- 6: **if** $\text{random}() < p_{\text{solve}}$ **then**
- 7: $v^*(\hat{c}_i)$ is the solution of Eq. (1) of \hat{c}_i
- 8: $S \leftarrow S \cup \{v^*(\hat{c}_i)\}$
- 9: **end if**
- 10: $\mathcal{L} += L(\hat{c}_i, c_i)$
- 11: **end for**
- 12: $\omega \leftarrow \omega - \alpha \frac{\partial \mathcal{L}}{\partial \omega}$ # backward pass
- 13: **end for**

examples. Clearly generating all possible pairs comes with a complexity of $\mathcal{O}(N^2)$.

Instead we consider three simpler schemes of ordered pair generation. To do so, we first sort S with respect to c_i so that $f(v^{p_1}, c_i) < f(v^{p_2}, c_i) < f(v^{p_3}, c_i) < \dots < f(v^{p_N}, c_i)$. We form ordered pairs by the following three schemes

1. Sequential: We consider every two consecutive solutions as a pair i.e. $\text{O.P.}_{c_i}^S = \{(v^{p_1}, v^{p_2}), (v^{p_2}, v^{p_3}), \dots, (v^{p_{N-1}}, v^{p_N})\}$
2. Best-vs-other: We compare the best one with the rest ones i.e. $\text{O.P.}_{c_i}^S = \{(v^{p_1}, v^{p_2}), (v^{p_1}, v^{p_3}), \dots, (v^{p_1}, v^{p_N})\}$. We point out, this is same as NCE (3) as $v^{p_1} \equiv v^*(c_i)$.
3. Worst-vs-other: Lastly, we compare the worst one with the other ones i.e. $\text{O.P.}_{c_i}^S = \{(v^{p_1}, v^{p_N}), (v^{p_2}, v^{p_N}), \dots, (v^{p_{N-1}}, v^{p_N})\}$.

4.2 Listwise Ranking

Instead of considering instance pairs, the Listnet loss (Cao et al. 2007) considers the entire ordered list. It is obvious that, if the list contains only two instances, then there are no differences between the two approaches. The Listnet loss computes the probabilities of each item being the top one and then defines a cross entropy loss of these probabilities. In our context, we first define the following probability distribution of $v^s \in S$ being the top one

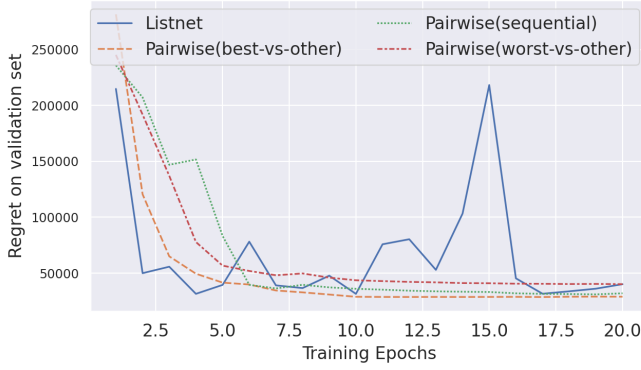
$$p(v^s; c_i) = \frac{\exp(-f(v^s, c_i))}{\sum_{v^{s'}} \exp(-f(v^{s'}, c_i))} \quad (7)$$

With this probability distribution, we can finally define the loss function as a cross entropy loss in the following form

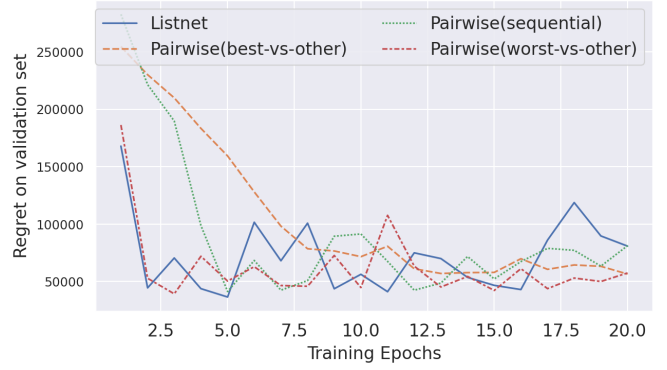
$$L(\hat{c}_i, c_i) = -\frac{1}{|S|} \sum_{v^s \in S} p(v^s; c_i) \log p(v^s; \hat{c}_i) \quad (8)$$

4.3 Implementation

So far we define pairwise (6) and listwise (8) ranking loss. With these proposed ranking loss definitions, we will implement end to end training of predict-and-optimize problems.



(a) Energy-1

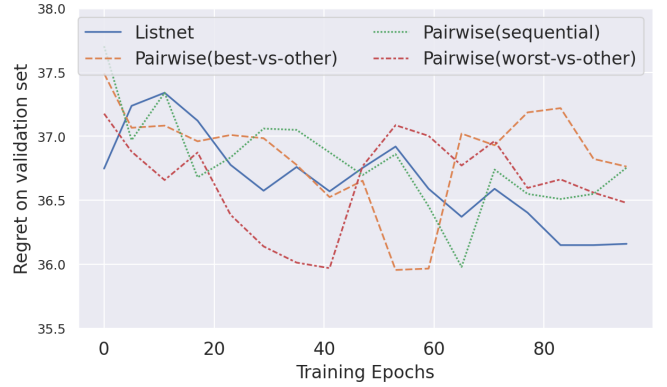


(b) Energy-2

Figure 1: Regret on validation dataset for Energy scheduling problem: These figures illustrate by minimizing the ranking loss, we are able to minimize regret on validation dataset



(a) Matching-25



(b) Matching-50

Figure 2: Regret on validation dataset for bipartite matching problem

Following the approach Mulamba et al. (2021) we initialise S with all true optimal solutions. Like them, we could also choose to expand S . They did it by defining a hyperparameter p_{solve} , which is the probability of calling a optimization oracle to solve an instance during training. Obviously with $p_{solve} = 100\%$, we solve Eq. 1 for every \hat{c}_i during training. The generic structure of the proposed algorithm is shown in Algorithm 1, which is a modified version of standard gradient descent algorithms for predict-and-optimize problems. Instead of a standard ML loss (like squared error or cross entropy), we use the proposed ranking loss for training the network. To implement the ranking loss, S is initialized by caching all the optimal solutions of the training instances in line 2 and in line 8 S is expanded with probability p_{solve} . The distinctive feature of the proposed approach is the loss function $L(\hat{c}_i, c_i)$ does not involve any argmin differentiation. So it is relatively straightforward to compute. Yet it considers the task loss of the downstream optimization problem.

5 Experiments

We validate the proposed approaches on two experiments. Next we briefly describe the experimental setups.

Energy-cost Aware Scheduling. First we consider the problem of energy-cost aware scheduling, adapted from *CSPLib* (Gent and Walsh 1999), a library of constraint optimization problems. In energy-cost aware scheduling (Simonis et al. 1999), a given number of tasks, each having its own duration, power usage, resource requirement, earliest possible start and latest-possible end, must be scheduled on a certain number of machines without violating the resource capacities of each machine. A task cannot be stopped or migrated once started on a machine. The optimization problem is to find the scheduling which would minimize the total energy consumption. But energy prices are not known, as they would happen in the future. The prediction task is to predict the future energy prices using feature variables such as calendar attributes; day-ahead estimates of weather characteristics; SEMO day-ahead forecasted energy-load, wind-energy production and prices. We took the energy price data from Ifrim, O’Sullivan, and Simonis (2012), which contains historical

p_{solve}	Best-vs-other		Worst-vs-other		Sequential		Listnet	
	Regret	Time (s)	Regret	Time (s)	Regret	Time (s)	Regret	Time (s)
0%	33460	25	31470	25	31320	25	31200	20
10%	29870	35	31690	35	31080	35	30990	30
100%	29690	100	31000	100	32100	100	30940	80

Table 1: Impact of p_{solve} on training time and regret in Energy-2 instance

energy price data at 30-minute intervals from 2011-2013. We study two instances named Energy-1 and Energy-2. The first one involves scheduling 3 tasks on 10 machines, whereas the other instance has 3 tasks and 15 machines.

Diverse Bipartite Matching. We adopted this from Ferber et al. (2020) and Mulamba et al. (2021). The topologies are taken from the CORA citation network (Sen et al. 2008). We have 27 disjoint topologies and each of them is considered as an instances. The prediction task is to predict which edges are present. Each node has 1433 bag-of-words features. The feature of and edge is formed by concatenating features of the two corresponding nodes. The optimization task is to find the maximum matching after prediction. In the optimization task, diversity constraints ensures that there are some edges between papers of the same field as well as edges between papers of different fields. We study two instantiations with different degrees of diversity constraints Matching-25 and Matching-50.

The neural networks models are trained and evaluated with the PyTorch Lightning API (Falcon and The PyTorch Lightning team 2019). The energy scheduling problem is solved using Gurobi optimizer (Gurobi Optimization 2021) and the matching problem is solved using Ortools (Perron and Furnon 2020). Once again we point out, our approach is compatible with any blackbox optimization solver. We view the solver as an oracle which provides us an optimal solution of the problem.

6 Results

RQ1 First we investigate how effective the surrogate ranking loss functions are. By minimizing the ranking loss functions, we eventually aim to minimize the regret of the optimization task. To know whether minimizing the ranking loss functions translates into minimizing the regret, while training, we measure the regret on validation dataset. We train the ML models with respect to the ranking loss functions with p_{solve} being 0. In Figure 2 we show how the regret on validation set varies as training progresses for three pairwise losses and listnet loss. For the two energy scheduling instances, we observe that the regret goes down by minimizing the ranking loss. Moreover, we observe the regret is relatively unstable for listnet loss. This is especially prominent in Figure 1a for Energy-1 instances, where the regret settles down eventually for other loss functions. But for listnet we observe regret changes abruptly and with high variance. On the other hand, in in Figure 1b for Energy-2 instances, the regret seems to be more unstable for all the loss functions. But the abruptness

and variance are even more more listnet loss function.

We plot the same thing for the bipartite matching instances in Figure 2a and 2b. The validation regret comes down in this case also, but it quickly overfits. One possible explanation of overfitting is that we have only 22 training instances.

RQ2 Next we change the p_{solve} parameter to investigate the impact of the cardinality of S on solution quality. On one hand, larger solution pool would result in more datapoints for the ranking loss and we would expect a better performance. But this could also lead to poor result due to overfitting. For instance, in case of pairwise loss functions, the ordering of a pair may change due to presence of noise and we could overfit this. This could be more severe especially in the case sequential pairwise loss. In Table 1, we present the average regret of 10 runs on test data and *per epoch* training time for 3 values of p_{solve} in Energy-2 instance. We chose this instance because it is harder than Energy-1.

In Table 1, we observe increasing p_{solve} from 0 to 10% helps to improve the solution quality, but increasing it further has no potential benefit. On the other hand, it significantly increases the training time as more number of instances are solved during training.

Table 1 also indicates best-vs-other to be the most effective loss functions among the three pairwise loss functions. We observe similar behaviour in Energy-1.

RQ3 Now we are going to compare the performance of the three proposed ranking loss functions against some existing approaches. In this work, we compare against SPO approach (Elmachtoub and Grigas 2021) and the NCE and MAP loss functions proposed in Mulamba et al. (2021). We choose these approaches because they are solver independent. On the other hand, we exclude approaches such as QPTL (Wilder, Dilkina, and Tambe 2019) and Intopt (Mandi and Guns 2020) which consider KKT condition of the LP problem. In Table 2 and table 3, we present average regret of different approaches for energy scheduling and bipartite matching problem respectively. For the proposed ranking loss functions and NCE and MAP loss functions, which requires a pool of solution S , we grow S with $p_{solve} = 10\%$. For comparison we provide the performance of SPO and two stage *predict-then-optimize* approach.

Table 2 indicates the pairwise loss function to be the most efficient one for both the energy scheduling problems. The pairwise loss function is able to outperform NCE and MAP loss function and is in par with SPO approaches. In Table 3, we see NCE and MAP approaches perform better. The performance of the ranking loss functions is not similar although

	Best-vs-other	Worst-vs-other	Sequential	Listnet	NCE	MAP	SPO	Two-stage
Energy-1	25700 (720)	31060 (2220)	29520 (1320)	26800 (1520)	27330 (1680)	26990 (264)	25560 (280)	29010 (215)
Energy-2	29870 (415)	31700 (2240)	31080 (530)	30990 (750)	31970 (720)	31270 (1460)	30720 (220)	31720 (110)

Table 2: Comparison of regret on energy scheduling problem. We show average regret of 10 runs and the standard deviation in the bracket

	Best-vs-other	Worst-vs-other	Sequential	Listnet	NCE	MAP	SPO	Two-stage
Matching-25	3620 (50)	3610 (40)	3610 (50)	3580 (40)	3610 (40)	3520 (70)	3570 (50)	3790 (40)
Matching-50	3560 (70)	3630 (70)	3540 (40)	3620 (40)	3410 (90)	3550 (60)	3560 (60)	3740 (40)

Table 3: Comparison of regret on diverse bipartite matching problem. We show average regret of 10 runs and the standard deviation in the bracket

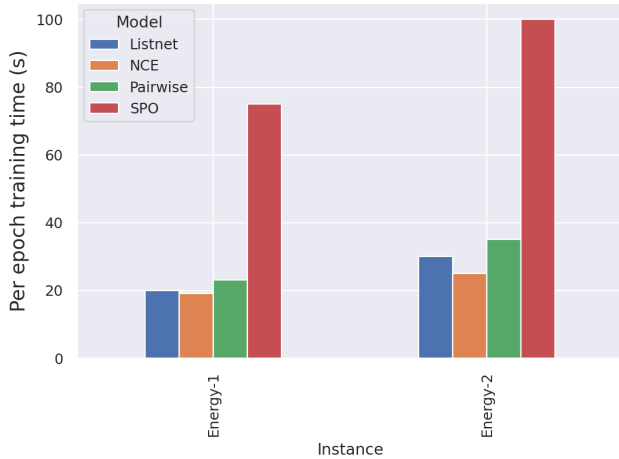


Figure 3: Comparison of training time among different models

at par with SPO and better than *predict-then-optimize*. As mentioned before, we do have limited number of instances in this setting. This means the size of the solution cache S is also small. This could be on reason behind the relatively poor performance of the ranking loss functions.

We again remind that the SPO approach solves an optimization problem for each predicted instances repeatedly. One significant gain is that we are able to attain similar performance without the need of repeated solving. We present a crude estimate of per epoch training time of different models in Figure 3.

Discussion We evaluate our approach with two problems each having two instantiations. Among the family of proposed ranking loss functions, the *best-vs-other* pairwise loss function performs better. The Listnet loss exhibits abrupt and little unstable performance. These pairwise *best-vs-other* loss

function outperforms NCE and MAP in the scheduling problem. But in the case of bipartite matching problem, where we have limited instances, the performance on test data is not that good compared to NCE.

7 Conclusion

We propose surrogate loss functions based on LTR approach for predict-and-optimize problems. We implement the loss functions by caching feasible solutions as done by Mulamba et al. (2021). The novelty our approach is that we are able to minimize regret by learning to rank these feasible solutions. predict-and-optimize problems with difficult combinatorial optimization problems can use this approach to expedite the training time.

There are many possible future directions. 1) In this paper, we empirically make a case for LTR approach for predict-and-optimize problems. But we also observe variability in the performance. One possible future direction is to develop theoretical results providing guarantees on the stability of the performance. 2) So far the solution catching is implemented in a naive way. Future works can study the efficient ways to add new feasible solutions to the solution cache. 3) Another interesting research direction is to extend this framework where the coefficients of the feasible regions are to be predicted. 4) Although our framework is applicable to problems with non-linear objective, future works can empirically validate this.

References

- Amos, B.; and Kolter, J. Z. 2017. Optnet: Differentiable optimization as a layer in neural networks. In *International Conference on Machine Learning*, 136–145. PMLR.
- Burges, C.; Shaked, T.; Renshaw, E.; Lazier, A.; Deeds, M.; Hamilton, N.; and Hullender, G. 2005. Learning to rank using gradient descent. In *Proceedings of the 22nd international conference on Machine learning*, 89–96.

- Cao, Z.; Qin, T.; Liu, T.-Y.; Tsai, M.-F.; and Li, H. 2007. Learning to rank: from pairwise approach to listwise approach. In *Proceedings of the 24th international conference on Machine learning*, 129–136.
- Elmachtoub, A. N.; and Grigas, P. 2021. Smart “predict, then optimize”. *Management Science*.
- Falcon, W.; and The PyTorch Lightning team. 2019. PyTorch Lightning.
- Ferber, A. M.; Wilder, B.; Dilkina, B.; and Tambe, M. 2020. MIPaaL: Mixed Integer Program as a Layer. In *The Thirty-Fourth AAAI Conference on Artificial Intelligence, AAAI 2020, The Thirty-Second Innovative Applications of Artificial Intelligence Conference, IAAI 2020, The Tenth AAAI Symposium on Educational Advances in Artificial Intelligence, EAAI 2020, New York, NY, USA, February 7-12, 2020*, 1504–1511. AAAI Press.
- Gent, I. P.; and Walsh, T. 1999. CSPLib: a benchmark library for constraints. In *International Conference on Principles and Practice of Constraint Programming*, 480–481. Springer.
- Gurobi Optimization, L. 2021. Gurobi Optimizer Reference Manual. <http://www.gurobi.com>.
- Gutmann, M.; and Hyvärinen, A. 2010. Noise-contrastive estimation: A new estimation principle for unnormalized statistical models. In *Proceedings of the Thirteenth International Conference on Artificial Intelligence and Statistics*, 297–304.
- Ifrim, G.; O’Sullivan, B.; and Simonis, H. 2012. Properties of energy-price forecasts for scheduling. In *International Conference on Principles and Practice of Constraint Programming*, 957–972. Springer.
- Joachims, T. 2002. Optimizing search engines using click-through data. In *Proceedings of the Eighth ACM SIGKDD International Conference on Knowledge Discovery and Data Mining, July 23-26, 2002, Edmonton, Alberta, Canada*, 133–142. ACM.
- Karatzoglou, A.; Baltrunas, L.; and Shi, Y. 2013. Learning to rank for recommender systems. In *Proceedings of the 7th ACM Conference on Recommender Systems*, 493–494.
- Kotary, J.; Fioretto, F.; Hentenryck, P. V.; and Wilder, B. 2021. End-to-End Constrained Optimization Learning: A Survey. In *Proceedings of the Thirtieth International Joint Conference on Artificial Intelligence*, volume 5, 4475–4482.
- Li, P.; Wu, Q.; and Burges, C. 2007. Mcrank: Learning to rank using multiple classification and gradient boosting. *Advances in neural information processing systems*, 20: 897–904.
- Liu, T.-Y. 2011. Learning to rank for information retrieval.
- Mandi, J.; Demirović, E.; Stuckey, P. J.; and Guns, T. 2020. Smart Predict-and-Optimize for Hard Combinatorial Optimization Problems. *Proceedings of the AAAI Conference on Artificial Intelligence*, 34(02): 1603–1610.
- Mandi, J.; and Guns, T. 2020. Interior Point Solving for LP-based prediction+optimisation. In Larochelle, H.; Ranzato, M.; Hadsell, R.; Balcan, M. F.; and Lin, H., eds., *Advances in Neural Information Processing Systems*, volume 33, 7272–7282. Curran Associates, Inc.
- Mikolov, T.; Sutskever, I.; Chen, K.; Corrado, G. S.; and Dean, J. 2013. Distributed Representations of Words and Phrases and their Compositionality. In Burges, C. J. C.; Bottou, L.; Ghahramani, Z.; and Weinberger, K. Q., eds., *Advances in Neural Information Processing Systems 26: 27th Annual Conference on Neural Information Processing Systems 2013. Proceedings of a meeting held December 5-8, 2013, Lake Tahoe, Nevada, United States*, 3111–3119.
- Mulamba, M.; Mandi, J.; Diligenti, M.; Lombardi, M.; Bucarey, V.; and Guns, T. 2021. Contrastive Losses and Solution Caching for Predict-and-Optimize. In Zhou, Z.-H., ed., *Proceedings of the Thirtieth International Joint Conference on Artificial Intelligence, IJCAI-21*, 2833–2840. International Joint Conferences on Artificial Intelligence Organization.
- Perron, L.; and Furnon, V. 2020. OR-Tools.
- Pogancic, M. V.; Paulus, A.; Musil, V.; Martius, G.; and Ro-linek, M. 2020. Differentiation of Blackbox Combinatorial Solvers. In *8th International Conference on Learning Representations, ICLR 2020, Addis Ababa, Ethiopia, April 26-30, 2020*.
- Sen, P.; Namata, G.; Bilgic, M.; Getoor, L.; Galligher, B.; and Eliassi-Rad, T. 2008. Collective Classification in Network Data. *AI Magazine*, 29(3): 93.
- Simonis, H.; O’Sullivan, B.; Mehta, D.; Hurley, B.; and Cauwer, M. D. 1999. CSPLib Problem 059: Energy-Cost Aware Scheduling. <http://www.csplib.org/Problems/prob059>.
- Wilder, B.; Dilkina, B.; and Tambe, M. 2019. Melding the Data-Decisions Pipeline: Decision-Focused Learning for Combinatorial Optimization. In *The Thirty-Third AAAI Conference on Artificial Intelligence, AAAI 2019, The Thirty-First Innovative Applications of Artificial Intelligence Conference, IAAI 2019, The Ninth AAAI Symposium on Educational Advances in Artificial Intelligence, EAAI 2019, Honolulu, Hawaii, USA, January 27 - February 1, 2019*, 1658–1665. AAAI Press.
- Xuan, J.; and Monperrus, M. 2014. Learning to combine multiple ranking metrics for fault localization. In *2014 IEEE International Conference on Software Maintenance and Evolution*, 191–200. IEEE.