

# A Survey of Deep Learning for Low-Shot Object Detection

Qihan Huang, Haofei Zhang, Jie Song, Mingli Song

**Abstract**—Object detection is a fundamental task in computer vision and image processing. Current deep learning based object detectors have been highly successful with abundant labeled data. But in real life, it is not guaranteed that each object category has enough labeled samples for training. These large object detectors are easy to overfit when the training data is limited. Therefore, it is necessary to introduce few-shot learning and zero-shot learning into object detection, which can be named low-shot object detection together. Low-Shot Object Detection (LSOD) aims to detect objects from a few or even zero labeled data, which can be categorized into few-shot object detection (FSOD) and zero-shot object detection (ZSD), respectively. This paper conducts a comprehensive survey for deep learning based FSOD and ZSD. First, this survey classifies methods for FSOD and ZSD into different categories and discusses the pros and cons of them. Second, this survey reviews dataset settings and evaluation metrics for FSOD and ZSD, then analyzes the performance of different methods on these benchmarks. Finally, this survey discusses future challenges and promising directions for FSOD and ZSD.

**Index Terms**—Few-shot object detection, Zero-shot object detection, Transfer-learning, Meta-learning.

## I. INTRODUCTION

OBJECT detection is a fundamental and challenging task in computer vision, which aims to localize objects of certain categories in images. Object detection has been widely applied on many computer vision tasks like object tracking [88], image annotation [67], scene graph generation [72] and so on.

The general process of object detection is to predict categories for a set of bounding boxes (imaginary rectangles for reference in the image). Most of the traditional methods generate these bounding boxes brutally by sliding a window through the whole image. Viola-Jones (VJ) detector [74] firstly achieves real-time detection of human faces with three speed-up techniques: integral image, feature selection and detection cascades. Later, histogram of oriented gradients (HOG) [12] is proposed and is adopted for feature description by many object detectors. Among these methods, deformable part-based model (DPM) [16] is a representative work. DPM divides an object detection task into several fine-grained detection tasks, then uses a number of part-filters to detect object parts and aggregate them for final prediction. Although people have made many improvements, traditional methods are restricted by their slow speed and low accuracy.

Compared with traditional methods, deep methods have the capacity to achieve stronger performance with more effective image features. R-CNN [21] is one of the most representative work of deep learning based methods. It uses selective search

to obtain region proposals (i.e. image regions which are more likely to contain objects), then extracts their features with a pre-trained CNN model for further classification and localization. Fast R-CNN [20] improves R-CNN by using a region of interest (RoI) pooling layer to generate feature-maps for region proposals from the whole feature-map of an image. Faster R-CNN [64] further proposes a region proposal network (RPN) instead of traditional methods to generate region proposals from the whole image feature-map with anchors (i.e. predefined bounding boxes of certain height and width). R-CNN, Fast R-CNN and Faster R-CNN are classified into two-stage models since they firstly generate region proposals and secondly make predictions. For further speed-up, single-stage models combine these two processes together. YOLO-style object detectors [63] [3] [19] are the representative models of single-stage detection framework. Given the feature-map extracted from the original image, YOLO-style detectors directly pre-defined anchors with multiple scales over all locations of the image and predicts the class probability, location offset and object confidence of each anchor. Single-stage detectors generally underperform two-stage detectors, and some methods like focal loss [47] have been proposed to decrease the performance gap between single-stage and two-stage detectors. Recently, a transformer based detector named DETR [4] has been proposed. DETR directly forwards a fixed number of object queries into the transformer and make predictions on them. DETR achieves end-to-end detection and it has comparable performance with many classic detectors. To mitigate the slow convergence problem of DETR, deformable DETR [103] proposes a deformable attention module which accesses only a small set of key sampling points around a reference and UP-DETR [11] proposes an unsupervised task named random query patch detection to pre-train DETR.

However, these object detectors depend on large training data. If the training data are scarce, current object detectors will easily overfit and thus can not generalize to test data. In real life, it is hard to collect sufficient labeled data for some object categories due to the scarcity of these categories or special labeling cost. Therefore, the ability of detecting objects from a few or even zero labeled data is desired for modern object detectors and *few-shot & zero-shot learning* is introduced into object detection.

Few-shot learning aims to learn a model generalizing from a few labeled samples. In the past several years, numerous methods are proposed for few-shot learning, which can be roughly categorized into data augmentation methods, meta-learning methods and transfer-learning methods. Data augmentation methods tackle the data scarcity problem directly by

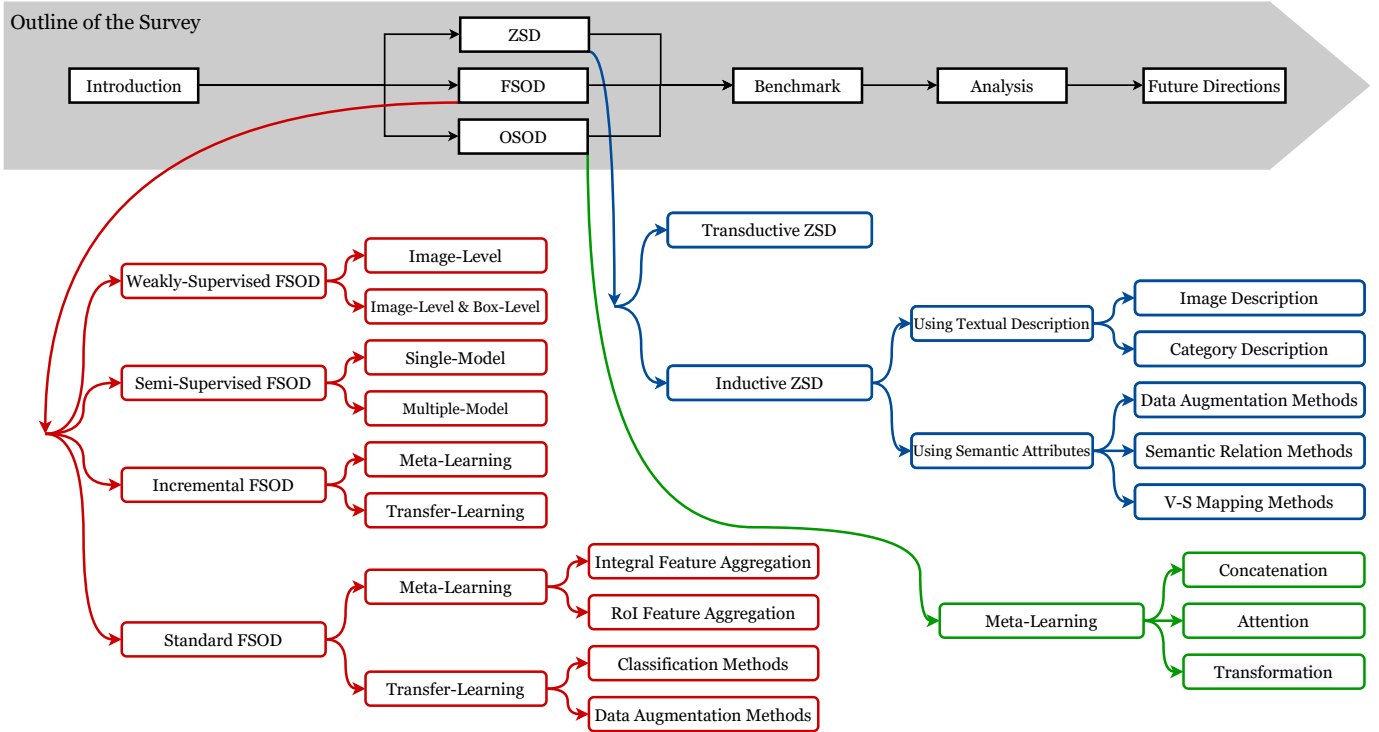


Fig. 1. Overview of this survey. This survey gives an overall introduction to low-shot object detection (LSOD), then categories LSOD into three domains: one-shot object detection (OSOD), few-shot object detection (FSOD) and zero-shot object detection (ZSD). The more fine-grained categorization of these three domains are also demonstrated in the figure with three colors, which will be discussed in detail in later sections. Then the benchmarks for OSOD, FS and ZSD are summarized and the performances of different LSOD methods on these benchmarks are compared and analyzed. Finally the future directions of LSOD are discussed.

generating new samples using traditional image transformation methods or deep learning based methods like GAN. Meta-learning methods adopt a *learning-to-learn* mechanism, which defines multiple few-shot tasks on another data abundant dataset to train the model and in this way the model is enabled to quickly adapt to current few-shot tasks. Instead of training with multiple episodes in meta-learning, transfer-learning methods aim to learn good image representations directly on another dataset and transfer them to current dataset. Work [73] investigates some baseline transfer-learning methods for few-shot image classification and the experiments demonstrate that they outperform many classic meta-learning methods.

Previous few-shot learning methods are mainly explored on the task of image classification. Few-shot object detection (FSOD) is a more challenging task than few-shot image classification since object detection requires an extra task to locate the objects. Nevertheless, FSOD methods inherit main ideas of FSL methods, which can be also categorized into two mainstream methods: meta-learning methods and transfer-learning methods. The early FSOD methods follow the meta-learning methods of few-shot learning, which mainly focus on how to combine the features of support images and query images. These meta-learning methods can be categorized into feature vector aggregation methods and feature-map aggregation methods. The transfer-learning based methods are also brought into few-shot object detection, which pre-trains the detector on another dataset and then fine-tunes it on current few-shot dataset. Contrastive learning, metric learning,

regularization methods and so on are introduced into transfer-learning based methods. Besides the former standard FSOD setting, other settings like semi-supervised FSOD, weakly-supervised FSOD and incremental FSOD are also explored by researchers.

There still exists a more challenging setting that each few-shot class has zero labeled samples, which is called zero-shot learning (ZSD). In zero-shot learning, each class has its semantic attributes as compensation. Actually FSOD and ZSD can be considered in a condition, some methods [60] [33] propose a combination model to deal with FSOD and ZSD simultaneously. This survey therefore denotes FSOD and ZSD as low-shot object detection (LSD). The hierarchically-structured taxonomy of low-shot object detection is illustrated in Figure 1.

This survey provides a comprehensive review and analysis of current few-shot & zero-shot object detection algorithms. This survey summarizes the performance of current few-shot & zero-shot object detection algorithms. This survey discusses the main challenges and promising future directions for few-shot & zero-shot object detection. The remainder of this survey is organized as follows. The more fine-grained categorization and analysis of algorithms for few-shot & zero-shot object detection is described in Sect. II. Popular datasets and evaluation criteria of few-shot & zero-shot object detection are described in Sect. VIII. The performances of current few-shot & zero-shot object detection algorithms are summarized in Sect. IX. Finally, Sect. XI concludes the contents of this

TABLE I  
Key Notations Used in This Article

Notation	Description
$\phi_q$	Feature-map of integral query image $q$
$\phi_c$	Feature-map of integral support image for class $c$
$\phi_{\text{fused}}$	The aggregated feature-map of $\phi_q$ and $\phi_c$
$\phi_q^i$	The $i$ -th RoI feature-map of query image $q$
$v_q^i$	The $i$ -th RoI feature vector of query image $q$
$s_q^i$	The $i$ -th RoI semantic embedding of query image $q$
$v_c$	The pooled embedding vector of class $c$
$v_{\text{fused}}$	The aggregated feature vector of $v_q^i$ and $v_c$
$s_c$	The semantic embedding of class $c$
$[\cdot]$	Concatenation operation
Pool	Pool operation
$\oplus$	Element-wise sum
$\otimes$	Channel-wise multiplication
Conv2d	2D convolution operation
FC	FC layer
softmax	softmax operation
$\sigma(\cdot)$	sigmoid function

survey, then discusses the main challenges of current methods and promising future directions of few-shot & zero-shot object detection. The key notations used are summarized in Tab. I.

## II. ONE-SHOT OBJECT DETECTION

One-shot object detection (OSOD) requires to detect objects from a query image according to only one support image of the same category. Some previous object tracking methods like SiamFC [6], SiamRPN [37] are forerunners of OSOD and they are used for comparison with early OSOD methods. Current OSOD methods adopt the scheme of meta-learning, which defines a large number of one-shot subtasks on base dataset to train the model. Each of these one-shot subtasks contains a query image and a randomly selected support image (The category of the support image is guaranteed to exist in the query image). It is worth noting that almost all of current OSOD methods adopt Faster R-CNN as detection framework. The framework of these methods are demonstrated in Figure II. They first extract integral feature-maps of query image and support image using the siamese convolutional feature extractor of Faster R-CNN, then carry out *integral feature aggregation* to generate a fused feature-map by aggregating query feature-map with support feature-map. This fused feature-map is fed into RPN and RoI layer to generate category-specific region proposals and RoI features, respectively. Finally these RoI features are used for final classification task and localization task. Some methods additionally apply *RoI feature aggregation* to aggregate RoI features with support feature before classification task and localization task.

SiamMask [53] is one of the early deep learning based methods for OSOD. It adopts a simple concatenation based method for integral feature aggregation of query feature-map  $\phi_q \in \mathbb{R}^{C \times H_q \times H_q}$  and support feature-map  $\phi_c \in \mathbb{R}^{C \times H_s \times H_s}$ . It concatenates  $\phi_q$  with the absolute difference between  $\phi_q$  and

the pooled embedding vector  $v_c$  of  $\phi_c$  to generate the fused feature-map  $\phi_{\text{fused}}$ :

$$\phi_{\text{fused}} = [\phi_q, |\phi_q - \text{Pool}(\phi_c)|] \in \mathbb{R}^{2C \times H_q \times H_q}. \quad (1)$$

In this method,  $\phi_{\text{fused}}$  is directly used for further components (RPN, RoI layer) in Faster R-CNN without other modifications. SiamMask doesn't achieve satisfactory performance since it tackles a segmentation task simultaneous. Nevertheless, as the first method for deep learning based OSOD, SiamMask proposes MS COCO benchmark for performance comparison and pioneers many future works on OSOD and sets up a baseline for future work.

OSCD [17] is another early deep learning based method for OSOD, which is similar with SiamMask. It concatenates  $\phi_q \in \mathbb{R}^{C \times H_q \times H_q}$  with the pooled embedding vector  $v_c$  of  $\phi_c \in \mathbb{R}^{C \times H_s \times H_s}$  to generate the fused feature-map  $\phi_{\text{fused}}$  and forwards  $\phi_{\text{fused}}$  into RPN to generate region proposals:

$$\phi_{\text{fused}} = [\phi_q, \text{Pool}(\phi_c)] \in \mathbb{R}^{2C \times H_q \times H_q}. \quad (2)$$

Different from SiamMask, OSCD continues to apply RoI feature aggregation by resizing RoI feature  $\phi_q^i$  and each support feature  $\phi_c$  to the same shape and concatenating them in depth. Then the aggregated RoI feature-map is used for classification and localization. OSCD adopts PASCAL VOC benchmark for evaluation and it outperforms SiamFC and SiamRPN by a large margin. OSODwT [42] extends this RoI feature aggregation method by applying a series of pixel-wise convolution blocks on the concatenated features, which models the relation between feature pixels and boosts the performance.

FOC OSOD [85] also uses convolution blocks to extend the integral feature aggregation method in SiamMask:

$$\phi_{\text{fused}} = \text{Conv2d}([\phi_q, |\phi_q - \text{Pool}(\phi_c)|]) \in \mathbb{R}^{\frac{3}{2}C \times H_q \times H_q}. \quad (3)$$

FOC OSOD proposes two modules to further improve the performance, including a CFDA module and a SIH module. The CFDA module aims to extract more powerful features through a feature deformation operation and a feature attention operation. The SIH module splits support features for classification head and localization head, and iterates the classification head one more time.

The above methods (SiamMask, OSCD, OSODwT, FOC OSOD) are categorized into concatenation-based aggregation methods and the limitation of them is that they simply aggregate features without considering relatedness between different parts of two features. However, only some object parts of the query image have high response to the support image. Attention mechanism tackles this problem by modeling the correspondence between different parts of support features and query features. The OSOD methods utilizing attention mechanism into feature aggregation are categorized into attention-based methods in this survey.

CoAE [26] is the first attention-based OSOD method. It proposes two aggregation operations: co-attention operation and co-excitation operation. The co-attention operation is implemented using the non-local operation [76], which aggregates two feature-maps according to their element-wise affinity:

$$\phi_{\text{fused}} = \phi_q \oplus \psi(\phi_q, \phi_c) \in \mathbb{R}^{C \times H_q \times H_q}, \quad (4)$$

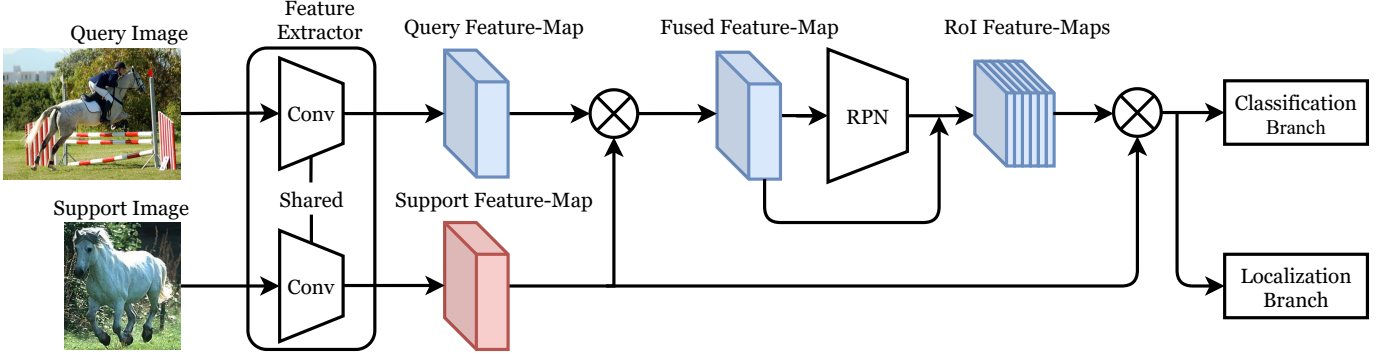


Fig. 2. The overall framework of one-shot object detection methods, which is based on Faster R-CNN framework. The model takes a query image and a support image as inputs and uses a siamese convolutional feature extractor to extract the query feature-map and support feature-map. Then it applies *integral feature aggregation* to aggregate these two feature-maps into a fused feature-map and forwards it into RPN and RoI layer to generate region proposals and RoI features, respectively. The aggregation way is implemented differently in different OSOD methods. Finally the RoI features are used for classification task and localization task. Some methods additionally apply *RoI feature aggregation* to aggregate RoI features with support feature.

where  $\psi$  denotes the non-local operation. The co-excitation operation aggregates  $\phi_q$  with the pooled embedding vector  $v_c$  of  $\phi_c$  with a channel-wise multiplication:

$$\phi_{\text{fused}} = \phi_q \otimes \text{Pool}(\phi_c) \in \mathbb{R}^{C \times H_q \times H_q}. \quad (5)$$

CoAE uses co-attention and co-excitation only for integral feature aggregation. Besides, CoAE proposes a proposal ranking loss to supervise RPN based on RoI feature aggregation. CoAE outperforms SiamMask on MS COCO benchmark and OSCD on PASCAL VOC benchmark, and the attention mechanism for feature aggregation is also inherited by later methods.

With the wide usage of Transformers [69] in computer vision, some methods like AIT [7], CAT [48] introduce multi-head attention into OSOD for feature aggregation. AIT and CAT flatten query feature-map  $\phi_q$  and support feature-map  $\phi_c$  to be feature sequences  $\phi'_q \in \mathbb{R}^{C \times H_q H_q}$  and  $\phi'_c \in \mathbb{R}^{C \times H_q H_q}$ , then uses multi-head attention to capture bidirectional correspondence between grids of them:

$$\phi_{\text{fused}} = \text{MultiHead}(\phi'_q, \phi'_c, \phi'_c) \in \mathbb{R}^{C \times H_q \times H_q}, \quad (6)$$

where Multihead denotes multi-head attention:

$$\text{Multihead}(Q, K, V) = [\text{head}_1, \dots, \text{head}_M] W^O, \quad (7)$$

$$\text{head}_i = f(QW_i^Q, KW_i^K, VW_i^V), \quad (8)$$

$$f(Q, K, V) = \text{softmax}\left(\frac{QK^\top}{\sqrt{d_k}}\right)V, \quad (9)$$

where  $M$  denotes number of heads,  $d_k$  denotes dimension of keys,  $W_i^Q, W_i^K, W_i^V$  denote projection matrices. For RoI feature aggregation, CAT simply concatenates RoI feature vector  $v_q^i$  with the pooled embedding vector of support feature for classification task. Differently, AIT uses a transformer encoder to encode RoI features and forwards them together with support features into a transformer decoder to obtain the aggregated features. AIT also proposes selective parallel attention and selective channel attention to reweight outputs from each head and each channel of features, respectively. The experiments on both MS COCO benchmark and PASCAL VOC benchmark demonstrate the effectiveness of attention mechanism in feature aggregation.

Different from above methods which are based on a common framework, OS2D [55] proposes a dense correlation matching method for OSOD. Given the query feature-map  $\phi_q$  and the support feature-map  $\phi_c$ , OS2D first computes a 4D correlation matrix of shape  $\mathbb{R}^{H_q \times H_q \times H_s \times H_s}$  which models the correspondence between all pairs of locations from these two feature-maps. Then it uses a pre-trained TransNet [65] to generate a transformation matrix which can spatially align the support image with the query image. The classification score of each location of the support feature-map is obtained by resampling the correlation matrix with the transformation matrix. With so many differences from other OSOD methods, OS2D also proposes another OSOD benchmark for evaluation and it is hard to directly compare it with other OSOD methods as a result.

### III. STANDARD FEW-SHOT OBJECT DETECTION

The previous one-shot object detection setting has a guarantee that every query image contains objects with the same category as support image during test time. In other words, the model knows exactly the object categories contained in each test image. However, this setting is not realistic in real world and another more challenging low-shot object detection setting is adopted by more papers, which is named standard few-shot object detection (standard FSOD) in this survey. Standard FSOD doesn't have prior information about object categories in test images and the shot number of each novel category can be larger than one. Therefore, methods for standard FSOD needs to balance the performance between one shot-num situation and multiple shot-num situation.

Early standard FSOD methods adopt the scheme of meta-learning and concentrate on feature aggregation as OSOD methods. Further more, the increased shot-num opens up possibility for FSOD methods to adopt the scheme of transfer-learning, which pre-trains an object detector on base dataset and fine-tunes this pre-trained model for novel classes on novel dataset. Early transfer-learning methods like LSTD [8] are outperformed by the meta-learning methods in that period until the emergence of TFA [77]. In this survey, the meta-learning methods are first introduced since they are highly correlated to

TABLE II  
Summary of RoI Feature Aggregation Methods

Method	Detection Framework	Aggregation Method	Use Dual-Way Aggregation
FSRW [29]	YOLOv2	$z_i \otimes w_c$	✗
Meta R-CNN [84]	Faster R-CNN	$z_i \otimes w_c$	✗
SiamMask [53]	Mask R-CNN	$[z_i,  z_i - w_c ]$	✗
FsDet [81]	Faster R-CNN	$[z_i \otimes w_c, z_i - w_c, z_i]$	✗
AFD-Net [49]	Faster R-CNN	$[\text{FC}(z_i \otimes w_c), \text{FC}(z_i - w_c), z_i]$	✓

OSOD methods, then transfer-learning methods are discussed subsequently.

### A. Meta-Learning Methods

Similar with OSOD, the meta-learning methods for standard FSOD defines a large number of few-shot detection tasks on base dataset to train the model. Different from OSOD methods, each of these few-shot subtasks contains a query image and a number of support images (single or multiple samples for each category) since the object categories in the query image is not pre-known. Another difference is that most meta-learning methods for standard FSOD has an additional fine-tuning stage to fine-tune the model on novel dataset, which adopts the similar meta-learning setting as on base dataset. Meta-learning methods for standard FSOD also concentrates on *RoI feature aggregation* and *integral feature aggregation* as discussed in OSOD methods.

1) **RoI Feature Aggregation Methods:** RoI feature aggregation methods aggregate the RoI feature with each support feature to generate class-specific RoI feature for classification task and regression task. Unlike OSOD methods which almost all adopt Faster R-CNN as detection framework, early meta-learning methods explore RoI feature aggregation methods on both single-stage detectors and two-stage detectors. The summary of feature vector aggregation methods are listed in Table II.

FSRW [29] is the first meta-learning method for standard FSOD. FSRW adopts YOLOv2 as detection framework and it uses a light-weight CNN as a reweighting module. This reweighting module takes support image with their bounding box annotations for each class  $c$  as input and embeds it into a feature vector  $v_c \in \mathbb{R}^M$ .  $v_c$  is used to reweight each feature vector  $v_q^i \in \mathbb{R}^M$  at each cell of the query feature-map, which aims to highlight the important features corresponding to class  $c$ . The reweighting function is simple channel-wise multiplication:

$$v_{\text{fused}} = v_q^i \otimes v_c. \in \mathbb{R}^M.$$

The obtained class-specific feature vector  $v_{\text{fused}}$  is used to predict the object confidence score, classification probability and location offset as in original YOLOv2.

Meta R-CNN [84] proposes feature aggregation method similar with FSRW. The major difference is that this work adopts Faster R-CNN as detection framework instead of YOLOv2. It designs a predictor-head remodeling network (PRN) to encode support image with bounding box annotations

for each class  $c$  into a feature vector  $v_c \in \mathbb{R}^M$ . Then channel-wise multiplication is also adopted to reweight RoI feature vector  $v_q^i$  of each region proposal generated from RPN:

$$v_{\text{fused}} = v_q^i \otimes v_c. \in \mathbb{R}^M.$$

$v_{\text{fused}}$  is used for further classification and regression. This work also introduces a meta-loss, which is a cross-entropy loss for classification of the class feature vectors. With the similar feature aggregation method and fine-tuning strategy, Meta R-CNN outperforms FSRW on both MS COCO benchmark and PASCAL VOC benchmark. This may imply that two-stage detection framework is more suitable for few-shot object detection than one-stage YOLO-style framework. Actually, later meta-learning methods for FSOD mostly adopt Faster R-CNN as framework.

FsDet [81] is an extension of Meta R-CNN [84]. The main difference is that FsDet uses a more complex feature aggregation method. Given the RoI feature vector  $v_q^i$  and the class feature vector  $v_c$ , the aggregated feature vector is the concatenation of their channel-wise multiplication, subtraction and  $z_i$ :

$$v_{\text{fused}} = [v_q^i \otimes v_c, v_q^i - v_c, v_q^i] \in \mathbb{R}^{3M}.$$

With this extended aggregation method, FsDet outperforms Meta R-CNN on both MS COCO benchmark and PASCAL VOC benchmark.

AFD-Net [49] is also built on two-stage detection framework, which is a more complex extension of above methods. With the assumption that classification task and localization task of object detection requires different image features, AFD-Net separates RoI feature extraction into classification branch and localization branch. The outputs of these branches are two different weighted concatenation of output features from convolution layer and FC layer. Given the RoI feature vector  $v_q^i$  and the class feature vector  $v_c$ , AFD-Net aggregates them with two additional FC layers beyond FsDet:

$$v_{\text{fused}} = [\text{FC}(v_q^i \otimes v_c), \text{FC}(v_q^i - v_c), v_q^i] \in \mathbb{R}^{3M}$$

Different from above methods which all focus on feature vector aggregation, Meta Faster R-CNN [24] aggregates the RoI feature-map  $\phi_q^i$  and support feature-map  $\phi_c$  based on attention mechanism like later OSOD methods. Given the RoI feature-map  $\phi_q^i$  and support feature-map  $\phi_c$  with the same shape  $\mathbb{R}^{C \times H \times W}$ , it first computes the affinity matrix  $A \in \mathbb{R}^{HW \times HW}$ , where  $A_{ij}$  denotes the feature similarity between the  $i$ -th location of  $\phi_q^i$  and the  $j$ -th location of  $\phi_c$ .

TABLE III  
Summary of Integral Feature Aggregation Methods

Method	Detection Framework	Aggregation Method
CoAE [26]	Faster R-CNN	co-excitation
Attention-RPN [15]	Faster R-CNN	multi-relation combination
OSCD [17]	Faster R-CNN	simple concatenation
CAT [48]	Faster R-CNN	attention based
DCNet [27]	Faster R-CNN	attention based
Meta Faster R-CNN [24]	Faster R-CNN	attention based
DAnA-FasterRCNN [9]	Faster R-CNN	attention based

This method then performs softmax normalization on  $A$  and uses it as weight to accumulate support feature-map into RoI feature-map. Besides,  $A$  is also used to compute a foreground attention mask to highlight foreground parts of the image. The highlighted feature-maps are finally aggregated similar with FsDet.

DAnA-FasterRCNN [9] proposes a RoI feature-map aggregation method similar with Meta Faster R-CNN. The major difference is that DAnA-FasterRCNN computes the pixel-wise similarity between the standardized features with extra importance values at each location of the feature-map.

2) **Integral Feature Aggregation Methods:** Current integral feature aggregation methods for FSOD almost all adopt Faster R-CNN as detection framework, which aggregate query feature-map and support feature-map for subsequent RPN and RoI layer. The summary of integral feature aggregation methods are listed in Table. III.

AttentionRPN [15] aggregates two feature-maps by using the support feature-map as a kernel and sliding it across the query feature-map to compute similarities at each location:

$$\phi_{\text{fused}} = \phi_q * \phi_c,$$

where  $*$  denotes the aggregation operation. With  $X \in \mathbb{R}^{C \times H_q \times H_q}$  and  $Y \in \mathbb{R}^{C \times H_s \times H_s}$ , the  $*$  operation is formulated as below:

$$(X * Y)_{c,h,w} = \sum_{i,j} X_{c,h+i-1,w+j-1} \cdot Y_{c,i,j}, \quad (10)$$

where  $i, j \in \{1, \dots, H_s\}$ .

PNSD [92] embeds Second-Order Pooling (SOP) and Power Normalization (PN) [35] into AttentionRPN. SOP extracts second-order statistics of data features but it introduces a nuisance variability, and PN is added to reduce this nuisance variability. PNSD uses SOP and PN to remodel support feature-map and query feature-map.

Similar with early feature aggregation methods in OSOD, the above methods aggregates feature-maps equally without considering the correspondence difference between different parts of two feature-maps. To tackle this problem, subsequent methods also introduce attention mechanism into standard FSOD as current OSOD methods.

DCNet [27] aggregates two feature-maps using the similar manner as Scaled Dot-Product Attention [69]. It extracts key map and value map from query image and support image, then calculates the pixel-wise similarities between these two key

maps and uses them to aggregate two value maps. This paper also proposes a CFA module, which aggregates RoI feature-maps with different resolutions of a region proposal to capture both holistic and partial information of it. DAnA-FasterRCNN also applies its attention based RoI feature-map aggregation method to integral feature aggregation.

### B. Other Methods

There are some other meta-learning methods which focus on other issues but not the aggregation method of features.

**Weight Prediction.** MetaDet [78] proposes a meta-learning based method which learns to predict partial weights of the network. MetaDet also adopts Faster R-CNN as detection framework and separates its components into two types: category-agnostic components and category-specific components. This paper assumes that the feature extractor, RPN and other bottom layer of Faster R-CNN are category-agnostic components, which can be shared by both base and novel classes. Then it proposes a weight prediction module to predict the weights of category-specific components: bounding box classification layer and regression layer. This method first pre-trains Faster R-CNN on base dataset to obtain the parameters of category agnostic components. Then it freezes these category-agnostic parameters and meta-trains the weight prediction module. Finally it uses this module to predict category-specific parameters for novel classes and fine-tunes the model on novel dataset.

Meta-RetinaNet [41] proposes another meta-learning method for weight prediction. This work adopts RetinaNet instead of Faster R-CNN as detection framework and it pre-trains the model on base dataset as MetaDet. Let  $w_{e_i}^p, b_{e_i}^p$  denotes the pre-trained parameters of the  $i$ -th layer of encoder, then the predicted parameters of this layer  $\theta_{e_i}$  is as below:

$$w_{e_i} = w_{e_i}^p \otimes \omega_i, \quad (11)$$

where  $\omega_i$  denotes the coefficient vector of the  $i$ -th layer. This method freezes  $w_{e_i}^p$  of each layer and uses meta-learning to learn the adaptive and stable parameters of  $\omega_i$ .

**Graph Convolution Network.** FSOD-KT [34] introduces GCN into the previous work Meta R-CNN to incorporate knowledge of semantic information into class feature vectors. It constructs a meta-graph where each node corresponds to feature vector of each category and each edge represents the correlation between two nodes. This work constructs

edges of this meta-graph by calculating the cosine similarity between word embeddings of each pair of categories. With the constructed meta-graph, this work uses a GCN to generate augmented class feature vectors for further RoI feature aggregation.

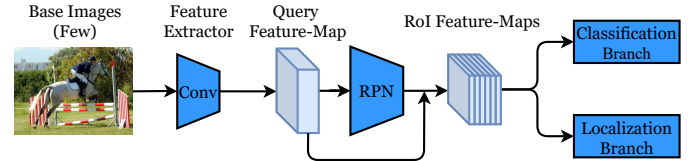
**DETR.** Meta-DETR [90] is a meta-learning method which adopts DETR as detection framework. Meta-DETR first uses a query encoding branch (QEB) and a support encoding branch (SEB) to extract the features of query images and support images, respectively. These two modules adopt the same structure, which consists of a feature extractor and a transformer encoder following the design of DETR [5]. The feature extractor generates the feature-map of input image. It injects positional information into this feature-map, then collapses its spatial dimensions into one dimension and then feeds it into a transformer encoder. The outputs of QEB and SEB are aggregated following FsDet into a set of class-specific features. These features are fed into a transformer decoder for further detection in the same way as DETR. This paper also introduces a semantic alignment mechanism (SAM) to avoid reliance on high-level category specific features.

**Consistency Regularization.** TIP [36] extends Meta R-CNN by adding two consistency regularization to support branch and query branch, respectively. For support branch, this paper assumes that the class representative features should be invariant to image transformation and the consistency loss for support branch is the difference of original support features and the transformed support features. And for query branch, TIP generates region proposals from transformed images but extract the RoI features from original images.

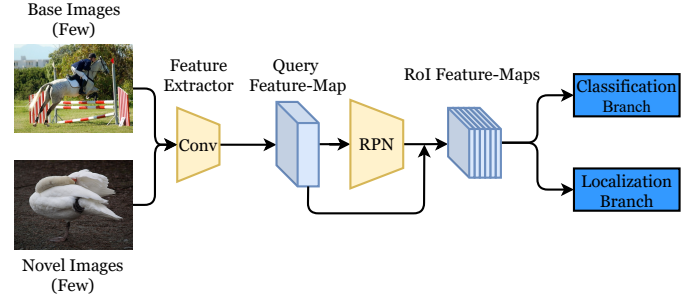
### C. Transfer-Learning Methods

Transfer-learning methods regard few-shot object detection as a transfer-learning problem in which the source domain is the base dataset (i.e., abundant images which only consist of objects from base categories) and the target domain is the novel dataset (i.e., few images which only consist of objects from novel categories). Current transfer-learning methods mostly adopt Faster R-CNN as detection framework and they have two stages: base training and few-shot fine-tuning. The base training stage is to train an object detector on base dataset. After this stage the object detector will obtain a relatively effective image feature extractor and have a good performance on detecting base categories. Then in the few-shot fine-tuning stage this pre-trained object detector will be fine-tuned on novel dataset to detect novel categories. In this way the common knowledge for feature extraction, proposal generation can be transferred from base categories to novel categories.

LSTD [8] is the first method to use this transfer-learning scheme for FSOD. LSTD adopts an object detector consists of an object classification head as in Faster R-CNN [64] and a bounding box regression head as in SSD [50]. This method proposes two regularization terms to the loss function for few-shot fine-tuning stage to mitigate the overfitting problem. The first term, named background-depression term, is a L2 regularization term to suppress background regions in the



(a) Base Training Stage



(b) Few-Shot Fine-tuning Stage

Fig. 3. Overview of two-stage transfer-learning framework for standard FSOD [77]. In base training stage, the model is trained on base dataset with abundant data for base categories while in few-shot fine-tuning stage, the model is trained on a small dataset containing data for both base categories and novel categories. Current transfer-learning methods mostly adopt Faster R-CNN as shown in the figure. The light blue components in these two figures denote intermediate tensors, and the navy blue components and yellow components denote trainable and frozen modules in Faster R-CNN, respectively.

feature-maps. And the second term, named transfer-knowledge term, is a cross entropy loss which promotes the fine-tuned model to generate similar class predictions with the source model. However, the performance of LSTD is exceeded by the meta-learning methods in that period. And LSTD is assumed to be hard to extend to situations that source domain is quite different from target domain. Therefore, few work follows the transfer-learning scheme after emergence of LSTD.

TFA [77] (Two-Stage Fine-tuning Approach) significantly improves the performance of transfer-learning methods, which adopts Faster R-CNN as detection framework. In the base training stage, TFA pre-trains the model on base dataset as previous transfer-learning methods. Then in the few-shot fine-tuning stage, it freezes the main components of Faster R-CNN and only fine-tunes the last two layers (box classification layer and box regression layer) of Faster R-CNN. The loss function used in the few-shot fine-tuning stage is the same as in base training stage but a smaller learning rate is applied. The dataset used in the few-shot fine-tuning stage is a balanced dataset containing not only the few training samples in novel classes but also few selected training samples in base classes. This design is to reserve the model’s detection ability for base classes and mitigate the problem that some objects in base classes are misclassified into novel classes. With this simple but effective training strategy, TFA beats early meta-learning methods like FSRW, MetaDet and Meta R-CNN on both MS COCO benchmark and PASCAL VOC benchmark. Therefore, subsequent transfer-learning methods mainly follow this paradigm and they can be categorized into classification based methods and data augmentation methods.

TABLE IV  
Summary of Metric Learning Methods

Method	Detection Framework	Similarity Metric	Use Multiple Representatives	Fine-tuning Strategy
RepMet [31]	Faster R-CNN	$\exp(-\frac{d(x_i, w_c)^2}{2\sigma^2})$	✓	parameter replacement
NP-RepMet [86]	Faster R-CNN	$\exp(-\frac{d(x_i, w_c)^2}{2\sigma^2})$	✓	parameter replacement
PNPDet [86]	CentreNet	$\sigma(\tau \cdot \tau_c \cdot \frac{w_c^\top \cdot x_i}{ w_c  \cdot  x_i })$	✗	parameter retraining
CRaDR [45]	Faster R-CNN	$\text{softmax}(\alpha * \frac{w_c^\top \cdot x_i}{ w_c  \cdot  x_i })$	✗	parameter retraining

1) *Classification-based Methods*: Object detection consists of a classification task and a localization task. The classification-based transfer-learning methods aim to improve the classification performance of the model. This survey categorized these classification-based methods into metric learning methods, contrastive learning methods and semantic-based methods.

**Metric Learning Methods.** Metric learning is the task of learning a proper distance metric function over objects, which is designed to make objects from the same category closer and objects from different categories further. For classification, metric learning can measure the distance between a query sample and different classes, in this way the class probability of this query sample can be obtained. These methods mainly uses reciprocal of distance and variants of cosine similarity to measure the similarity between object feature and class prototype. Some methods [31] [86] use multiple prototypes to represent a class instead of only a single prototype. The summary of metric learning methods for the classification branch of FSOD are listed in Table IV.

RepMet [31] is another transfer learning method which focuses on the metric learning of RoI classification. Traditional metric learning methods usually use feature vector as prototype for each class. Instead, RepMet considers each class has a fixed number of modes and represents each mode with a feature vector. For RoI feature vector  $v_q^i$ , let  $d_{ij}(v_q^i)$  denotes the distance between  $v_q^i$  and the  $j$ -th mode of the  $i$ -th class. Then RepMet proposes a max-margin loss for classification of  $v_q^i$ :

$$\text{Loss} = \max(0, \min_n d_{m^*n}(v_q^i) - \min_{n, m \neq m^*} d_{mn}(v_q^i) + \alpha), \quad (12)$$

where  $m^*$  denotes the correct class and  $\alpha$  denotes the margin. During testing, each novel sample is used to represent a mode of that novel category. NP-RepMet [86] is an extension of RepMet, which considers to restore negative modes for each class. NP-RepMet additionally defines a set of negative modes in the same form as positive modes for each class and proposes another loss function for negative modes.

PNPDet [89] adopts a single-stage detection framework CenterNet. This methods first disentangles the recognition of base classes and novel classes by adding a parallel heatmap prediction sub-network for novel classes. During the few-shot fine-tuning stage, only this sub-network is trained. Such architecture can naturally mitigate the problem of forgetting

over base classes. Then this paper proposes Cosine Similarity Comparison Head (CosHead) into this detection framework as a distance metric learning method for classification. This method uses feature vector as the prototype of each class following many metric learning methods. Given the query feature-map  $\phi_q$ , the similarity between the feature of location  $(x, y)$  and the feature vector  $v_c$  of class  $c$  is computed as below:

$$S_{c,x,y} = \sigma(\tau \cdot \tau_c \cdot \frac{v_c^\top \cdot \phi_{q,x,y}}{|v_c| \cdot |\phi_{q,x,y}|}), \quad (13)$$

where  $\tau_c$  is a learnable scale factor for class  $c$  to alleviate the problem of large intra-class variance. PNPDet is easy to implement and it has the potential to transfer to other detection framework. However, this paper directly uses the pretrained bounding box regression branch without fine-tuning from base classes to novel classes, which is designed to be class-specific in many other object detection methods. And due to other factors like the chosen of detection framework, the performance of this method is not quite satisfactory.

CRaDR [45] proposes a Few-Shot Correction Network (FRCN), which extracts features of region proposals individually and generates classification scores for them. These classification scores are used to refine the classification scores of the main model. Besides, this paper proposes a semi-supervised distractor utilization loss to select unlabeled distractor proposals for novel categories and a confidence-guided dataset pruning (CGDP) method for filtering out training images containing unlabeled novel-class objects.

The second category of classification-based methods is contrastive learning. Bo Sun et al. [70] propose a few-shot object detection method via contrastive proposal encoding (FSCE). FSCE first proposes a stronger baseline than TFA which adapts better to novel data. With unfreezing RPN and ROI, the stronger baseline makes two modifications, (1) double the maximum number of proposals kept after NMS during few-shot fine-tuning, which brings more foreground proposals for novel classes, and (2) halving the number of sampled proposals in RoI head used for loss computation by eliminating only background proposals. Then FSCE proposes a contrastive branch parallel to the classification branch and regression branches. It measures the similarity between different region proposals and adds a contrastive loss function to maximize the agreement between region proposals from the same category and promote the distinctiveness of region proposals from



TABLE V  
Summary of Data Extraction Methods

Method	Detection Framework	Use Attention	Generate New Samples
CT-FSOD [87]	RFB Net	✓	✗
AttFDNet [10]	RFB Net	✓	✗
MSPR [80]	Faster R-CNN	✗	✓
FSSP [82]	YOLOv3-SPP	✓	✓
Halluc [93]	Faster R-CNN	✗	✓
Uni-Proto [79]	Faster R-CNN	✗	✓

different categories. This paper is the first attempt to introduce contrastive learning into transfer-learning based FSOD, which significantly improves the performance of the baseline TFA.

The third category of classification-based methods is semantic-based methods. SRR-FSD [100] is a FSOD method based on semantic relation reasoning to improve the classification performance of the model. This method first constructs a semantic space and projects the visual features into this semantic space. In this semantic space, a set of word embeddings  $W_e \in \mathbb{R}^{N \times d_e}$  are used as semantic prototypes to represent all  $N$  classes. This method generates class probability for a projected visual feature  $v_q^i$  by calculating the similarity between the projected visual features and the semantic prototypes of  $N$  classes:  $p = \text{softmax}(W_e P v_q^i + b)$ , where  $P$  is the projection matrix. Besides, this method uses a knowledge graph to augment the semantic prototypes, which aims to reduce the domain gap between vision and language. This paper is the first attempt to introduce semantic information into few-shot object detection and it significantly improves the performance of the baseline TFA. It is necessary to point that this method suffers less from the shot variance with the use of auxiliary semantic information, which means that this method performs much better when the number of labeled samples is extremely small.

2) *Data Augmentation Methods*: Data Augmentation Methods aim to extract multiple and diverse features from few training images to tackle the data scarce problem of few-shot setting. Attention mechanism and sample generation are two widely used techniques in these methods. Attention mechanism is used to capture long-range dependencies of different locations in an image, and generates a global representation of image feature. Sample generation aims to generate new samples to tackle the data scarcity problem of FSOD. The summary of these methods are listed in Table V.

CT-FSOD [87] proposes a context transformer which augments the extracted feature with attention mechanism. This method consists of two steps: affinity discovery and context aggregation. In the first step, this method extracts the feature-map  $\phi_q$  of the input image. Then it constructs a contextual feature-map  $\psi_q$  by directly applying a pooling operation on  $\phi_q$ :  $\psi_q = \text{Pool}(\phi_q)$ . The affinity discovery step is to investigate the relationship between each position of original feature-map and the contextual feature-map, in which the affinity matrix is computed as the dot-product of  $\phi_q$  and  $\psi_q$ . In the second step,

the previously obtained affinity matrix is used to weight the contextual feature-map and aggregate it into original feature-map to obtain the augmented feature-map  $\hat{\phi}_q$ .  $\hat{\phi}_q$  is used for further classification task.

AttFDNet [10] is a FSOD method which augments the extracted features using bottom-up and top-down attention. Given the feature-map  $\phi_q \in \mathbb{R}^{C \times H \times W}$ , this method uses a convolution layer to compute a soft attention map which models the spatial response from the top-down attention. Then this attention map is multiplied with  $\phi_q$  to obtain the global representation  $\hat{\phi}_q$ . Next, AttFDNet uses two convolutional layers with a ReLU layer and a normalization layer (LN) to obtain the augmented features. The obtain features can be further augmented using a bottom-up attention model. Besides, AttFDNet introduces two novel loss function for few-shot fine-tuning stage: object concentration loss and background-concentration loss. The former loss aims to maximize the cosine similarity between positive proposals of the same category and the latter loss aims to minimize the cosine similarity between the negative proposals and the weights for background.

MSPR (Multi-Scale Positive Sample Refinement) [80] applies data augmentation by enhancing object scales. MSPR employs FPN in the backbone network to extract feature-maps in different scales. Then this method uses an auxiliary refinement branch to generate multi-scale positive samples as object pyramids and further refine the prediction. This method extracts each positive object independently and resizes them to various scales as object pyramids. Then these objects are fed into the FPN and a set of feature pyramids are generated. This paper selects only one specific scale level of feature-maps for each object in the object pyramids. Then these selected feature-maps will be fed back into RPN and detection head for training.

FSSP [82] is a data augmentation method for few-shot object detection using a multi-scale mechanism and a self-attention mechanism. This multi-scale mechanism aims to enrich scale distribution of few training samples as MSPR [80]. This paper uses three steps to enrich the scales of positive samples: background sparsity, multi-scale replication and random clipping. In the background sparsity step, the background of the image is set to be sparse by setting the pixel to be zero, which is to reduce the interference of negative samples. In the multi-scale replication step, the obtained image

is copied at different scales to form an image pyramid. Finally in the random clipping step, each image in the image pyramid is randomly clipped multiple times. After these three steps, each input image is augmented into multiple images with different scales.

Halluc [93] is a data augmentation method which learns to generate additional and useful training samples in the RoI feature space. This method proposes a simple hallucinator to generate hallucinated RoI features used, which is implemented as a simple two-layer MLP. The input to the hallucinator are a class prototype, a seed example and random noise. The output of the hallucinator is the same size as the feature of the input seed example. In the base-training stage, this paper first trains a Faster RCNN detector on base classes in the same way as generalized object detection. Then it freezes all model components in the model except the hallucinator and selects training samples as seed samples for the hallucinator to generate new samples. The loss function of the hallucinator is a cross-entropy loss for these hallucinated samples. And in the few-shot fine-tuning stage, the training of the hallucinator and the training of the classifier and the regressor are alternatively conducted. The training of the hallucinator follows the same way as in the base-training stage. During the training of the classifier and the regressor, the hallucinator generates a set of foreground examples to replace some negative samples in the original training set. It is necessary to point that this method has good performance when the number of training samples is extremely small but it doesn't guarantee to outperform the baseline methods like TFA when the number of training samples becomes larger.

FSOD<sup>UP</sup> [79] augments feature vectors in the fine-tuning stage using the universal prototypes learned in the base-training stage. This paper assumes that base categories and novel categories share some invariant object characteristics and they are able to be learned during the base-training stage. This method first randomly initializes the universal prototypes. The query feature-map of the input image is transformed using these universal prototypes and the transformed feature-map is used for further RPN and detection head. These universal prototypes mainly represent the image-level information. For further object-level augmentation, this method makes an affine transformation to promote these universal prototypes towards object-level features. After transformation, these conditional prototypes can be used to augment the original feature-map based on attention mechanism.

3) *Few Other Methods*: Few other methods propose transfer-learning based methods which focus on other components of detection models. CoRPN [94] modifies the RPN component in Faster R-CNN for few-shot object detection. This paper assumes that the RPN pretrained on base classes will miss some objects of novel classes. To tackle this problem, this paper uses multiple foreground-background classifier in RPN instead of original single one. During testing, a given proposal box gets the score from the most certain RPN. And during training, only the most certain RPN will get the gradient from the given proposal box. This paper proposed two losses to train these redundant RPN's. The first loss is a diversity loss based on covariance of different RPN's, which

encourages these RPN's to be distinct. The second loss is a cooperation loss which prevents any RPN from firmly rejecting any foreground proposal box. The design of this redundant RPN's aims to avoid missing potential proposal boxes with novel objects.

#### IV. SEMI-SUPERVISED FEW-SHOT OBJECT DETECTION

Semi-supervised few-shot object detection aims to incorporate unlabeled data into few-shot object detection. Currently only few methods delve into this research area.

WL-FSOD [54] is an early method to perform semi-supervised object detection on a large video dataset with only a few labeled samples. This method starts with these few labeled samples  $\mathcal{L}_0$ . At each iteration  $i$ , it uses the model trained on  $\mathcal{L}_{i-1}$  to label the unlabeled video data and adds them to current labeled set:  $\mathcal{L} = \mathcal{L} \cup \mathcal{L}_i$ . This method uses uLSIF (unconstrained Least Squares Importance Fitting) [28] for outlier removal. It discovers two failure modes of tracking: drift due to spurious motion and drift due to appearance change. At each iteration, this method only selects few of labeled samples for model training, which can mitigate the problem of drift. This method selects boxes without high confidence predicted from current model, which can increase the coverage of the model.

MSPLD [14] proposes an alternating multi-modal training strategy for semi-supervised few-shot object detection. This method aims to train multiple detection models with a few labeled samples and a large pool of unlabeled samples. During each iteration of training, this method first fuses the results from all detection models and generates pseudo-labels for unlabeled samples, then it selects pseudo-labeled samples for the training of each model and computes the corresponding loss function. Afterwards, this method updates parameters of models, parameters of sample selection, pseudo-labels alternatively. It also introduces a self-paced learning regularization term for multi-modal learning.

#### V. WEAKLY-SUPERVISED FEW-SHOT OBJECT DETECTION

Weakly-supervised few-shot object detection aims to tackle the problem of few-shot object detection using image-level annotations. The difficulty of this problem is how to incorporate image-level annotations for model training.

NOTE-RCNN [18] starts weakly-supervised FSOD with a small amount of images with box annotations and a large amount of images. This method generates high-confidence boxes from images with image-level annotation and uses these mined boxes to train the model at each iteration. During training, the background proposal loss for these mined boxes are filtered because false negative is extremely hard to eliminate. Besides, this paper also uses knowledge distillation to prevent the feature extractor from overfitting the noisy annotations.

Similar with NOTE-RCNN, UniT [32] is another weakly-supervised FSOD method which uses image-level annotations as auxiliary data besides bbox-level annotations. Before base training and few-shot fine-tuning stages, UniT first uses OICR (Online Instance Classifier Refinement) [71] to train a weakly-supervised object detection model on auxiliary

abundant image-level labeled data. Then the base training and few-shot fine-tuning are conducted upon this weakly-supervised model. During few-shot fine-tuning, this paper also uses lingual similarity and visual similarity to capture similarities between base classes and novel classes.

Different from NOTE-RCNN and UniT which use both box annotations and image-level annotations, StarNet [30] adopts a more challenging setting which uses only image-level annotations to train the model. Given the input query feature-map  $\phi_q \in \mathbb{R}^{r \times r \times c}$  and support feature-map  $\phi_c \in \mathbb{R}^{r \times r \times c}$ , this method calculates the normalized support-query similarity matrix  $R \in \mathbb{R}^{r \times r \times r \times r}$ . Then this paper defines the voting target as  $t_{i,j,l,m} = (i, j) + (r/2, r/2) - (l, m)$ , where  $(i, j)$  is the location of query feature-map and  $(l, m)$  is the location of support feature-map. With this  $2r \times 2r$  hypothesis grid, this method accumulates belief score of each location of this hypothesis grid using a gaussian kernel  $\mathcal{G}$ :

$$V_{\phi_q, \phi_c}(x, y) = \mathcal{G} * \sum_{t_{i,j,l,m}=(x,y)} R_{i,j,l,m}. \quad (14)$$

Then the score of predicting the category label  $c$  for  $\phi_q$  is as below:

$$SC_1(c; \phi_q) = \frac{1}{k} \cdot \sum_{\phi_c} \max_{x,y} V_{\phi_q, \phi_c}(x, y). \quad (15)$$

This paper also introduces back-projection maps, which uses the similarity matrix between query feature-map and support feature-map to highlight the related parts of them. Then it uses the highlighted feature-maps to calculate class prototypes and obtains another classification score  $SC_2$  with a distance metric function. The final classification score is the combination of  $SC_1$  and  $SC_2$ .

## VI. INCREMENTAL FEW-SHOT OBJECT DETECTION

Incremental few-shot object detection is another challenging setting of few-shot object detection. In this setting, novel classes are registered incrementally with few labeled samples.

ONCE (open-ended centrenet) [56] is an early method for incremental few-shot object detection, which adopts meta-learning mechanism and is adapted from centrenet [99]. Centrenet is an object detection framework which is inspired by keypoint detection methods. It takes the centre point and the spatial size of the object bounding box as the regression target, which are represented with 2D heatmaps. Centrenet aims to predict these heatmaps and uses a  $L_1$  loss to train the network. For incremental setting, this paper also separates centrenet into category agnostic components and category specific components. The former components can be shared by base classes and novel classes while the latter components are specific for each individual class. This paper first trains category agnostic components in the similar way with the original centrenet. To detect objects of the incrementally registered class, this paper introduces generator to generate class code which will be used to filter the category agnostic feature-map using a convolution operation. This incremental network is trained via meta-learning. Given an episode containing few support data and a set of query data, the support data is used to generate class codes for the detection of query data.

LEAST [39] is another method for incremental few-shot object detection which is based on transfer-learning framework. The training of transfer-learning framework consists of two stages: base training and few-shot fine-tuning. This paper focuses on the second stage. First, this paper separates its detection backbone faster rcnn into category agnostic components and category specific components. During fine-tuning, only the category specific components will be optimized. Then it introduced knowledge distillation to mitigate the problem of forgetting the knowledge of detection base objects, which is implemented with a KL divergence loss. To better preserve the old learnt knowledge, this paper also introduces an exemplar selection algorithm to select few informative samples from the old training set, which will be stored for fine-tuning. It uses k-means algorithm to cluster image features into  $K$  clusters, then it can obtain  $K$  feature centroids for each class.

## VII. ZERO-SHOT OBJECT DETECTION

Zero-shot object detection separates object classes into seen classes and unseen classes, where seen classes contains abundant labeled samples while unseen classes contain none labeled samples. Zero-shot object detection aims to detect objects of unseen classes using the semantic relationship between seen classes and unseen classes. According to whether incorporating unlabeled test images into model training, this survey categorizes zero-shot object detection into two types: inductive detection and transductive detection.

### A. Inductive Detection

Inductive detection can also be categorized into two types: semantic attribute based and textual description based. The former type utilizes the word vector for each class as the auxiliary semantic information while the latter type utilizes the textual description like a description sentence as the auxiliary semantic information.

Ankan Bansal et al. [2] propose one of the earliest work for zero-shot object detection. This work first proposes a simple baseline. With the extracted feature for the  $i$ -th box in the query image as  $\phi_q^i$ , the baseline method projects this visual feature into semantic space via a linear projection. Then these projected semantic features are used to calculate the cosine similarities with semantic attributes of different classes, which represent the class probabilities of these boxes. This paper introduces a max-margin loss for the training of this projection function:

$$\mathcal{L}(b_i, y_i, \theta) = \sum_{j \neq i} \max(0, m - S_{i,i} + S_{i,j}), \quad (16)$$

where  $S_{i,j}$  denotes the similarity between the  $i$ -th region proposal and the semantic attributes of class  $j$ . Then this paper introduces two method to represent background class. The first method is to assign a fixed vector for the background class in the semantic space but the background appearances are diverse so it is hard to find such a fixed vector. And the second method is to assign multiple classes to the background objects. This paper first pre-trains a model using only data from seen classes, then adopts an iterative EM-like procedure to train this

TABLE VI  
Summary of Class Semantic Relation Methods

Method	Detection Framework	Relation Type	Component
TOPM-ZSD [68]	YOLOv3	Seen-Unseen Class Relation	Object Confidence Prediction
CG-ZSD [44]	YOLOv3	Super-Class Relation	Object Classification
JRLNC-ZSD [62]	Faster R-CNN	Super-Class Relation	Object Classification
LSA-ZSD [75]	FNet & CNet & RNet	Seen-Unseen Class Relation	Attributes Augmentation
ACS-ZSD [52]	RetinaNet	Seen-Unseen Class & Super-Class Relation	Attributes Augmentation & Object Classification
DPIF [43]	Faster R-CNN	Seen-Unseen Class Relation	Object Classification

pretrained model. At each iteration, this method uses current model to assign labels to randomly sampled background boxes and add them to the training set for re-training. For further performance boost, this paper introduces additional data from external classes (not intersect with seen classes and unseen classes) into training, which is to learn a densely sampled embedding space.

1) *Semantic Attributes Based*: Semantic attributes based methods can be categorized into class semantic relation based methods, data augmentation based methods, loss function based methods and mapping function based methods.

Class semantic relation methods aim to detect objects of unseen classes by utilizing the semantic relation between classes, which can be further categorized into seen-unseen class relation and super-class relation. For seen-unseen class relation, semantic similarities between seen classes and unseen classes are used to transfer knowledge from seen classes to unseen classes. For super-class relation, some coarse-grained categories (super-classes) are defined to cluster all classes into several groups, which divides the original classification problem into two sub-problems (coarse-grained classification and fine-grained classification). In different papers, these semantic relation are incorporated into different components of the detection model. The details of class semantic relation methods are summarized in Table VI.

TOPM-ZSD [68] introduces seen-unseen class relation into object confidence prediction component of zero-shot detection model. Similar with ZS-YOLO, TOPM-ZSD adopts YOLOv3 as detection framework and projects visual features into semantic space using a convolutional layer. The difference is that TOPM-ZSD uses seen-unseen class relation to predict the object confidence score of each box in the grid. TOPM-ZSD predicts a confidence vector for each box. The length of the confidence vector is the number of all classes (including seen classes and unseen classes). The confidence vector is set to be zero if its corresponding box contains nothing. And if the box contains an object, the element corresponding to its label is set to be 1 and others are set to be the semantic similarity between them and the true class. The design of this object confidence prediction component aims to decrease the number of novel objects which are misclassified to be background during inference time.

CG-ZSD [44] introduces super-class relation into classification branch of zero-shot detection model. CG-ZSD also adopts YOLOv3 as detection framework and it uses dilated convolution to extract visual features, which aims to enlarge

the reception fields and harvest context features implicitly. To incorporate super-class information which is inferred from WordNet into the model, the classification component is divided into two branches. The first branch uses a MLP layer to predict the super-class probability of each cell in the grid. And the second branch projects visual features into semantic embeddings and uses the similarity between these semantic embeddings with class semantic attributes to obtain class probabilities. The final class probability is the product of outputs from these two branches. Apart from classification loss and localization loss in original YOLOv3 model, CG-ZSD also uses a super-class classification loss for super-class prediction and a margin loss for semantic embedding learning.

JRLNC-ZSD [62] introduces super-class relation into a ZSD baseline which also adopts Faster R-CNN as detection framework. This baseline projects RoI visual features linearly into semantic embeddings and multiplies them with class semantic attributes to obtain class probabilities. To train this model, JRLNC-ZSD replaces the classification loss in original Faster R-CNN with the summation of a max-margin loss and a meta-class loss which utilizes super-class relation. The max-margin loss aims to separate the prediction response of the true class from rest of the classes. Similarly, the meta-class loss aims to pull classes belonging to different meta-classes further apart and cluster together classes in the same meta-class.

LSA-ZSD [75] introduces seen-unseen class relation into classification branch of zero-shot detection model. LSA-ZSD adopts a single-stage model as detection framework consisting of three components: FNet component for feature extraction, RNet component for object localization and CNet component for object classification. CNet component is split into two branches and each branch projects visual features into semantic embeddings using a mapping matrix. These two branches obtain the class probability of each anchor box by calculating the inner product between semantic embeddings and enriched semantic attributes. To be specific, the first branch generates enriched class semantic attributes by incorporating some semantic attributes of external classes into seen classes with a linear projection function. The second branch learns enriched class semantic attributes of seen classes during training. Then it computes the relationships between seen classes and unseen classes by solving a ridge regression problem, which aims to linearly align unseen class semantic attributes with seen class semantic embeddings. These seen-unseen class relationships

TABLE VII  
Summary of Data Augmentation Methods

Method	Detection Framework	GAN Based
DELO [102]	YOLOv2	✗
GTNet [95]	Faster R-CNN	✓
SYN-ZSD [25]	Faster R-CNN	✓

are used to generate unseen class semantic attributes. Finally the class probability is computed as the combination of outputs from these two branches. The total loss function of LSA-ZSD also consists of a focal classification loss and a L1 smooth localization loss.

ACS-ZSD [52] incorporates both inter-class relation and super-class relation into RetinaNet for zero-shot detection. This paper uses explainable attributes from aPaY dataset for class semantic. Each element of a class semantic vector can only be 1 or 0, where 1 represents that this class has this attribute and 0 vice versa. This paper assumes that these manually defined semantic attributes may not be suitable for a certain dataset, and thus it introduces an unsupervised algorithm to evaluate them. Firstly it uses K-nearest neighbor algorithm to cluster all classes (including both seen classes and unseen classes) into several general categories (super-classes). Second another predicted general category for each unseen class is assigned by selecting the most frequent general category of its nearest base classes. If these two predicted general categories for an unseen class are not consistent, the semantic attributes will be adjusted by adding some common attributes of the same general category. After establishing the suitable semantic attributes, ACS-ZSD calculates the similarity between each seen class and unseen class with their attributes and obtains a class similarity matrix. Finally the class probability for an unseen class is computed to be the multiplication of this class similarity matrix and class probabilities for seen classes.

DPIF [43] introduces seen-unseen class relation into a simple baseline which adopts . The baseline first encodes visual features and class semantic attributes into a common latent space and compares the projected vectors with a similarity metric to compute the class probability. After building the baseline, DPIF establishes the ground-truth semantic association between seen classes and unseen classes according to the distance between their semantic attributes. Next DPIF learns a convolutional layer which predicts another semantic associations for each RoI from RoI visual features. The final class probability prediction is the output from original baseline model multiplied with ground-truth semantic association and learnt semantic association.

Data augmentation methods aim to generate synthesized data for unseen classes. The generated data can be used to retrain the classifier of the detection model, which is to mitigate data scarcity problem. Currently data augmentation methods for ZSD are rare and they mainly use GAN or other construction losses to generate augmented data. The details of these methods are summarized in Table VII.

DELO [102] proposes a conditional visual feature generator based on YOLOv2 framework to generate synthesized features for unseen classes. DELO first pre-trains a simple baseline for ZSD and samples a dataset  $D_{\text{res}}$  containing foreground/background RoIs for the training of this visual feature generator. This visual feature generator consists of an encoder and a decoder, which are both simple two fc-layer networks. The encoder takes the input of a seen feature  $v_q^i$  and a semantic embedding  $s_c$ , then outputs the distribution of the latent variable  $z$ . The decoder generates exemplar feature  $\hat{v}_q^i$  with  $z$  and the semantic attribute  $s_c$  as inputs. This paper proposes a conditional VAE loss to train this module, which consists of a KL divergence loss and a reconstruction loss. Besides, this paper introduces three additional losses to encourage the consistency between the reconstructed feature  $\hat{v}_q^i$  and the original feature  $v_q^i$ . The first loss is a MSE loss between the confidence score of  $\hat{v}_q^i$  and  $v_q^i$ . The second loss is a cross-entropy loss which encourages  $\hat{v}_q^i$  to be recognized as the original category. The third loss is a MSE loss between the predicted semantic attribute of  $\hat{f}$  and the true semantic attribute  $s_c$ . After this conditional VAE is trained, it can generate synthesized data features  $D_{\text{syn}}$  for both seen classes and unseen classes.  $D_{\text{syn}}$  combined with original data features  $D_{\text{res}}$  will be used to retrain the confidence predictor of the model.

GTNet (Generative Transfer Network) [95] synthesizes visual features of unseen classes using GAN (generative adversarial network) based on Faster R-CNN framework. GTNet consists of three modules: CFU (class feature generating unit), FFU (foreground feature generating unit) and BFU (background feature generating unit), each of them adopts the design of WGAN [1] and contains a generator and a discriminator. The generator of CFU takes random Gaussian noise and the class embedding as inputs, and outputs a synthesized visual feature of this class. The discriminator of CFU determines whether the input visual feature is synthesized or not. FFU is used to align the generated features of CFU towards features extracted from a ground-truth box. The generator takes random Gaussian noise and the generated feature of CFU, and outputs the aligned visual feature. BFU is used to generate class-specific background features. The generator and discriminator adopt the similar structure as FFU. This paper also uses a classification loss to classify the synthesized visual features using a pre-trained classification layer and an embedding loss to encourage synthesized features to be close to the real features of its class and far from the features of other classes. After this GTNet is trained, the generated synthesized features will be used to train a new classifier.

SYN-ZSD [25] is another GAN based method to synthesize visual features which also adopts Faster R-CNN as detection framework. This paper assumes that the previous similar method GTNet trains multiple GAN models in a sequence manner, which makes it hard to fix errors in early stage. To solve this problem, SYN-ZSD only trains one GAN to synthesize visual features instead. The generator of this GAN generates synthesized visual features with gaussian-like random noise and the class embedding as inputs and the discriminator determines whether the input feature is

TABLE VIII  
Summary of Mapping Function Based Methods

Method	Detection Framework	Mapping Direction
HRE-ZSD [13]	YOLOv2	visual $\rightarrow$ semantic
MS-ZSD [23]	Faster R-CNN	visual $\rightarrow$ semantic & semantic $\rightarrow$ visual
BLC [97]	Faster R-CNN	visual $\rightarrow$ semantic
SPGP [83]	Faster R-CNN	visual $\rightarrow$ semantic

synthesized. SYN-ZSD adds two classification losses and a divergence loss for the GAN. For the classification losses, this paper first pre-trains a classifier for seen classes, which is implemented by computing the similarity between RoI semantic embeddings and class semantic embeddings. The classifier for unseen classes is modified from this pre-trained classifier. The synthesized features are then fed into these two classifiers and the classification losses can be obtained. The divergence loss is to encourage the GAN to diversify the synthesized feature space and enhance chances of generating features from minor modes. The trained GAN generates synthesized visual features and their corresponding class-labels, which will be used to update the original classifier.

Loss function based methods attempt to improve the performance of original ZSD model by designing new loss functions. Current loss function based methods mainly modify the loss function for classification branch.

VSA-ZSD [59] proposes a polarity loss based on focal loss for the classification branch of single-stage detectors. VSA-ZSD considers that the original focal loss can push visual features close to their ground-truth class vectors but can not push them away from negative class vectors. The proposed polarity loss can satisfy these two conditions by adding a penalty loss to focal loss. The form of polarity loss is as below:

$$\mathcal{L}_{PL} = \sum_i \frac{1}{1 + \exp(-\beta(p^i - p^l))} \text{FL}(p^i, y^i) \quad (17)$$

where  $p^i$  denotes the prediction score for class  $i$ ,  $l$  denotes the ground-truth class,  $\beta$  denotes a hyperparameter and FL denotes original focal loss. The added penalty loss enforces a large negative margin to push predictions  $p^i$  and  $p^l$  further apart. It assigns a low penalty to well-classified/easy examples and a high penalty to poorly-performed/hard cases. Besides this polarity loss, VSA-ZSD introduces word-vectors of a pre-defined vocabulary to learn a more expressive and flexible semantic space.

Mapping function based methods aim to find a proper mapping function to map visual features into semantic space or conversely map semantic features into visual space. The details of current mapping function based methods are listed in Table VIII.

HRE-ZSD [13] proposes two methods to project visual features into semantic space. Then the first method computes the semantic embedding of the  $i$ -th RoI in the query image  $q$  as the weighted combination of different class semantic

embeddings:

$$s_q^i = \frac{1}{\sum_{c \in C_B} p^c} \sum_{c \in C_B} p^c s_c, \quad (18)$$

where  $p^c$  denotes the probability that this region proposal is predicted to be class  $y$ ,  $C_B$  denotes the set of seen classes and  $s_c$  denotes the semantic attributes of class  $c$ . The second mapping method is basically a deep convolutional neural network that directly maps the visual features into semantic space. After obtaining these two embedding representations of each RoI, HRE-ZSD uses cosine similarity to predict two corresponding class probabilities.

MS-ZSD [23] proposes a multi-space approach for visual-semantic mapping, which simultaneously projects visual features into semantic space and projects semantic embeddings into visual space conversely. For the visual-semantic mapping, MS-ZSD linearly projects the predicted class probability of RoI visual features into semantic space with a learnable matrix. For the semantic-visual mapping, MS-ZSD uses also a linear layer to project class semantic attributes into visual space. The final predictions is the ensemble of outputs from these two mapping modules. And MS-ZSD introduces a cross-modal consistency loss to maintain consistency across the representations from both modalities.

BLC [97] projects visual features into semantic space with an external vocabulary, which aims to enhance the richness of semantic information. Let  $D$  denotes the external vocabulary and the class semantic embeddings, respectively. The semantic embedding of  $i$ -th RoI visual feature  $v_q^i$  of image  $q$  is computed as below:

$$s_q^i = v_q^i A_0 D A_1, \quad (19)$$

where  $A_0$  and  $A_1$  are two learnable matrices to adapt channel dimension while  $D$  is fixed during training. BLC also proposes two modules: cascade semantic R-CNN and background learnable RPN. The cascade semantic R-CNN generates region proposals iteratively with a semantic information flow structure. At each iteration, it predicts the class probabilities of RoIs generated from the former semantic branch and generates new RoIs for the next iteration through a bounding box regression branch. The background learnable RPN learns background semantic vector from various background visual data. These modules can improve the performance of ZSD but they bring complicated iterative computation into ZSD, which is time-consuming.

SPGP [83] proposes a graph based method to project visual features into semantic space based on Faster R-CNN framework. It constructs three kinds of graph: category-to-category

TABLE IX  
Summary of Textual Description Based Methods

Method	Detection Framework	Textual Type	Text Feature Extractor
Class Textual Description	Faster R-CNN	text for each class	LSTM
Image Textual Description	Faster R-CNN	text for each image	CNN

graph, region-to-category graph, region-to-region graph. Each node of the category-to-category graph represents the semantic embedding of a category. The evolved class semantic attributes are obtained via a GCN layer built on this graph. The region-to-category graph represents the relationship between region proposals and categories. The weight of edge between a region proposal and a category is computed using the scaled dot-product attention mechanism. After this region-to-category graph is obtained, the semantic feature of each region proposal is obtained via also a GCN layer. The region-to-region graph represents the relationship between each pair of region proposals. The weight of each edge of this graph is computed as the difference of two semantic features using a MLP layer. This can be updated using a MSE loss between predicted and ground-truth edge weights. Then it uses another GCN layer to obtain the evolved semantic feature of region proposals.

SMFL-ZSD [40] proposes a mapping function which projects semantic attributes into visual space conversely. It applies multiple convolutional filters on semantic attributes to produce multiple latent features. Then these latent features are concatenated and fed into a MLP layer to generate visual features, which will be compared with RoI visual features to predict class probabilities.

2) *Textual Description Based*: Previous ZSD methods uses semantic attributes as identification information for each unseen class. Instead, textual description based methods uses textual description as semantic information. Methods on textual description based ZSD are rare, and they use different types of textual description. The first type is class textual description, which is the identification information for each class. The second type is image textual description, which describe the content of each image. Current textual description based ZSD methods are listed in Table IX.

Zhihui Li et al. [46] propose a method for zero-shot object detection with textual descriptions instead of class semantic embeddings. This model consists of three modules: a visual branch, a language branch and a bounding box regression branch. The visual branch takes the fixed feature of each region proposal as input, and then outputs visual unit activations of them. Each element of these visual unit activations determines whether certain object patterns exist in the region proposal. The language branch takes the textual descriptions with features of region proposals as input, then outputs hidden features of textual descriptions via a LSTM network. The hidden features are fed into a FC layer with a softmax function, resulting in an attention vector on region proposals. The affinity between the each word and the region proposals is

computed as:

$$\hat{a}_t = g_t \sum_{n=1}^N A_t(n)v_n, \quad (20)$$

where  $A_t(n)$  denotes the relationship between  $t$ -th word and the  $n$ -th region proposal,  $v_n$  denotes the visual unit activation on the  $n$ -th region proposal and  $g_t$  is a FC layer with a sigmoid function to calculate the word-level attention on the  $t$ -th word.  $\hat{a}_t$  will then be used to calculate the class probabilities of region proposals. The bounding box regression branch is used for bounding box regression, adopting the similar design as in Faster RCNN.

Licheng Zhang et al. [91] propose another method for textual descriptions based zero-shot object detection. This method adopts Faster R-CNN as detection framework and a text CNN for text feature extraction. The RoI features and text features are concatenated together for further location regression task and classification task. Besides, this paper uses OHEM technique to select hard samples for model training.

### B. Transductive Detection

Shafin Rahman et al. [58] propose a transductive method for zero-shot object detection, which incorporates unlabeled test data into model training. This method first trains the zero-shot detector based on RetinaNet architecture in an inductive way. It uses a matrix to linearly project visual features into semantic space for classification with a sigmoid function. The loss of this inductive training is a standard focal loss. Then this paper performs transductive learning with fixed pseudo-labeling and dynamic pseudo-labeling. The fixed pseudo-labeling generates fixed pseudo-labels for seen classes using the pre-trained inductive model. The dynamic pseudo-labeling generates pseudo-labels for both seen classes and unseen classes iteratively. At each iteration, it uses both fixed and dynamic pseudo-labels to train the model and generates new dynamic pseudo-labels for next iteration. The loss for both fixed and dynamic pseudo-labels are standard focal loss. Besides, this paper introduces a regularization term for dynamic pseudo-labels to maximize the unseen predictions, which can mitigate the problem that prediction scores become biased towards seen classes.

### C. Some Other Methods

ZS-YOLO [101] is another one of the earliest work for zero-shot object detection which adopts YOLOv2 as the detection framework. The model extracts the feature-map  $\phi_q \in \mathbb{R}^{h \times w \times c}$  of the input image. Each cell of the feature-map has 5 bounding boxes with different scales and ZS-YOLO predicts their corresponding location coordinates  $\sigma_q \in \mathbb{R}^{h \times w \times 5 \times 4}$  and

semantic attributes  $\omega_q \in \mathbb{R}^{h \times w \times 5 \times h}$  by forwarding  $\phi_q$  into two convolutional layers individually. For object confidence prediction,  $\phi_q$ ,  $\sigma_q$  and  $\omega_q$  are concatenated to predict and fed into another convolutional layer to generate the confidence map with shape  $\mathbb{R}^{h \times w \times 5}$ . ZS-YOLO proposes three corresponding loss functions: object localization loss for location prediction, semantic loss for semantic attributes prediction and confidence loss for object confidence prediction.

ZSI [98] is a zero-shot model which tackles detection task and segmentation task simultaneous. ZSI consists of three components: zero-shot detector, semantic mask head and synthesized background prediction head. The zero-shot detector is modified from Faster R-CNN by adding an encoder-decoder structure. The encoder-decoder structure encodes RoI visual feature-vectors into semantic vectors and decodes these semantic vectors back to reconstructed visual feature-vectors. And it predicts class probabilities of these RoIs by multiplying their semantic embeddings with class semantic attributes. The semantic mask head adopts the similar encoder-decoder structure as the zero-shot detector. The encoder and decoder of it are two individual convolutional layers. It predicts semantic masks of these RoIs using a convolutional layer with class semantic attributes as convolutional weights. The synthesized background prediction head introduces visual-semantic projection function into RPN module to predict foreground/background of RoIs and learns a more reasonable background class embedding during this process. Apart from original loss functions of detection task and segmentation task, this work introduces two reconstruction losses for the zero-shot detector and the semantic mask head, respectively.

ViLD [22] introduces knowledge distillation into zero-shot detection by distilling the knowledge from a pre-trained zero-shot image classifier to a two-stage detector (e.g., Mask R-CNN in this method). ViLD consists of two components: ViLD-text and ViLD-image. Similar with other ZSD methods, ViLD-text projects RoI visual features into semantic embeddings and compares them with class semantic attributes using cosine similarity. The difference is that ViLD-text allows the background class to learn its own semantic attributes. ViLD-image selects region proposals with low background probabilities and applies knowledge distillation by minimizing the distance between RoI semantic embeddings generated from ViLD-text and a pre-trained zero-shot image classifier. The final prediction of ViLD is the ensemble of ViLD-text detector and the pre-trained zero-shot detector. And the total loss function of ViLD is the original loss of Mask R-CNN with this distillation loss.

Ruotian Luo et al. [51] introduce conditional random field (CRF) into the classification branch of Faster R-CNN for zero-shot object detection. This conditional random field takes RoIs generated from RPN as nodes. The unary potential of each node in the CRF is the class probability predicted by a FC layer. And the pairwise potential of each edge in the CRF is obtained by a relationship inference model with an external auxiliary knowledge graph. With this CRF, the final class probability of each RoI (node) is computed as the sum of its unary potential and other nodes' potential multiplied by corresponding pairwise potential. This paper is the first work to

incorporate class relationship auxiliary information into ZSD.

Sixiao Zheng et al. [96] propose a incremental setting for zero-shot object detection. In this setting, all classes are also split into seen classes and unseen classes and each class has its semantic attributes. At each incremental step, some unseen classes are transferred into seen classes. The model will be updated using new training samples on these transferred seen classes and needs to detect objects from both seen classes and unseen classes. At the first incremental step, the model only needs to learn from newly transferred seen classes since no existing old classes. As traditional ZSD methods, it adopts Faster R-CNN as detection framework and linearly projects RoI visual features into semantic space and uses cosine similarity to compute the class probabilities of RoIs. This method uses a background-foreground MSE loss, a reconstruction loss and a triplet loss to train this model. At the subsequent steps, the model needs to simultaneously learn from newly added seen classes and maintain the knowledge of old classes. To tackle this challenge, knowledge distillation is introduced to alleviate the catastrophic forgetting problem in incremental learning. The losses of knowledge distillation encourage current model to generate similar projected semantic embeddings and class probabilities as old model. Besides, this paper proposes an extreme value analyzer based on Pickands–Balkema–de Haan theorem to differentiate unseen classes from seen classes.

## VIII. POPULAR DATASETS AND EVALUATION CRITERIA

The datasets for few-shot & zero-shot object detection are modified from generalized object detection datasets like PASCAL VOC dataset, MS COCO dataset and so on.

### A. Few-Shot Object Detection

In few-shot object detection, the classes of the dataset are split into two categories: base classes with abundant labeled samples and novel classes with few labeled samples. Normally the base classes and novel classes come from the same generalized object detection dataset, yet they can come from different datasets. In general, the dataset for few-shot object detection includes PASCAL VOC dataset split, MS COCO dataset splits, MS COCO & PASCAL VOC dataset split, FSOD dataset split:

- **PASCAL VOC dataset split.** Normally, the train & val set of PASCAL VOC 2007 dataset and PASCAL VOC 2012 dataset are used as the training set and the test set of PASCAL VOC 2007 dataset is used as the test set. PASCAL VOC dataset has totally 20 classes. Among them, 15 classes are selected as base classes and the remaining 5 classes as novel classes. PASCAL VOC dataset has 3 different class splits.
- **MS COCO dataset split.** MS COCO dataset has totally 80 classes. Among them, 60 classes disjoint with PASCAL VOC dataset are selected as base classes and the remaining 20 classes as novel classes. MS COCO dataset has only 1 class split.
- **MS COCO & PASCAL VOC dataset split.** 60 classes of MS COCO dataset disjoint with PASCAL VOC dataset are selected as base classes and the data of them are used



TABLE X  
Summation Of Few-Shot Object Detection Dataset

Dataset Split	Base Classes	Novel Classes	Shots Per Class
PASCAL VOC split	15	5	1, 2, 3, 5, 10
MS COCO split	60	20	10, 30
MS COCO & PASCAL VOC split	60	20	10

TABLE XI  
Summation Of Zero-Shot Object Detection Dataset

Dataset	Base Classes	Novel Classes
PASCAL VOC dataset	5	15
	10	10
	15	5
	16	4
MS COCO dataset	20	20
	40	20
	60	20
	48	17
ILSVRC-2017 dataset	65	15
	178	23
VG dataset	478	130

for base training. The total 20 classes of PASCAL VOC dataset are selected as novel classes and data of them are used for novel testing.

The summation of these dataset splits is in Table X.

### B. Zero-Shot Object Detection

Zero-Shot Object Detection Datasets are modified from commonly used general object detection dataset like PASCAL VOC dataset, MS COCO dataset, ILSVRC-2017 dataset and VisualGenome (VG) dataset. The seen classes and unseen classes split of these datasets are listed in Table XI. There are different classes split methods on the same dataset adopted by different papers.

The class semantic attributes for zero-shot object detection are mainly borrowed from pre-trained word vectors or manually designed attributes: GloVe, BERT, aPaY, word2vec and fastText. The details of these semantic attributes are listed in Table XII.

There are two evaluation settings of ZSD methods. The first setting evaluates the model on a subset of test data which contains only objects of unseen classes. The second setting named generalized ZSD (GZSD) evaluates the model on complete test data, which requires the model to detect both seen classes and unseen classes. mAP and recall are two mainly evaluation metrics for these two settings. Generalized ZSD separately calculates the mAP and recall of seen classes and unseen classes, and then uses harmonic average to calculate the average performance of seen classes and unseen classes.

## IX. PERFORMANCES

This section demonstrates and analyzes the performance of different few-shot & zero-shot object detection methods.

TABLE XII  
Summation Of Class Attributes for ZSD

Semantic Attributes	type	Dimension
GloVe	pre-trained word vectors	300
BERT	pre-trained word vectors	768
aPaY	manually designed attributes	64
word2vec	pre-trained word vectors	300
fastText	pre-trained word vectors	—

TABLE XIII  
Performances of OSOD methods

Type	Method/Shot	PASCAL VOC	MS COCO
Tracking	SiamFC(2018) [6]	13.3	—
	SiamRPN(2018) [37]	14.2	—
Concatenation	SiamMask(2019) [53]	—	16.8
	OSCD(2020) [17]	52.1	—
	OSODwT(2020) [42]	69.1	—
	FOC OSOD(2021) [85]	71.0	—
Attention	CoAE(2019) [26]	68.2	22.0
	AIT(2021) [7]	73.1	24.3
	CAT(2021) [48]	75.5	24.4

### A. One-Shot Object Detection

Table XIII listed the performance of current OSOD methods on PASCAL VOC dataset and MS COCO dataset. SiamFC and SiamRPN are two methods originally proposed for video object tracking, which form the baseline for OSOD. SiamMask, OSCD, OSODwT and FOC OSOD uses simple concatenation based methods for feature aggregation with different details and FOC OSOD achieves the highest performance on PASCAL VOC benchmark among them. Differently, CoAE, AIT and CAT uses attention based methods for feature aggregation and CAT is the best method among them. And CAT surpasses FOC OSOD by 4.5 points on PASCAL VOC benchmark, which indicates that attention based methods are more promising for future one-shot object detection.

### B. Standard Few-Shot Object Detection

This subsection demonstrates the performance of standard few-shot object detection methods on two most commonly used benchmarks: PASCAL VOC dataset and COCO dataset. For fair comparison, this survey only lists the performance of methods with released codes.

Table XIV and table XV presents the performances on novel categories of PASCAL VOC benchmark and MS COCO

TABLE XIV  
Performances of FSOD methods on PASCAL VOC dataset

Framework	Method/Shot	Novel Set 1					Novel Set 2					Novel Set 3				
		1	2	3	5	10	1	2	3	5	10	1	2	3	5	10
Meta-Learning	FSRW(2018) [29]	14.8	15.5	26.7	33.9	47.2	15.7	15.3	22.7	30.1	40.5	21.3	25.6	28.4	42.8	45.9
	Meta-RCNN(2019) [84]	19.9	25.5	35.0	45.7	51.5	10.4	19.4	29.6	34.8	45.4	14.3	18.2	27.5	41.2	48.1
	FsDet(2020)* [81]	24.2	35.3	42.2	49.1	57.4	21.6	24.6	31.9	37.0	45.7	21.2	30.0	37.2	43.8	49.6
	DCNet(2021)* [27]	33.9	37.4	43.7	51.1	59.6	23.2	24.8	30.6	36.7	46.6	32.3	34.9	39.7	42.6	50.7
	CME(2021) [38]	41.5	47.5	50.4	58.2	60.9	27.2	30.2	41.4	42.5	46.8	34.3	39.6	45.1	48.3	51.5
	Meta-DETR(2021)* [90]	35.1	49.0	53.2	57.4	62.0	27.9	32.3	38.4	43.2	51.8	34.9	41.8	47.1	54.1	58.2
DeFRCN(2021)* [57]	40.2	53.6	58.2	63.6	66.5	29.5	39.7	43.4	48.1	52.8	35.0	38.3	52.9	57.7	60.8	
Transfer-Learning	TFA w/cos(2020) [77]	39.8	36.1	44.7	55.7	56.0	23.5	26.9	34.1	35.1	39.1	30.8	34.8	42.8	49.5	49.8
	Np-RepMet(2020) [86]	37.8	40.3	41.7	47.3	49.4	41.6	43.0	43.4	47.4	49.1	33.3	38.0	39.8	41.5	44.8
	Hallucination(2021) [93]	47.0	44.9	46.5	54.7	54.7	26.3	31.8	37.4	37.4	41.2	40.4	42.1	43.3	51.4	51.4
	MSPR(2020) [80]	41.7	—	51.4	55.2	61.8	24.4	—	39.2	39.9	47.8	35.6	—	42.3	48.0	49.7
	FSOD <sup>up</sup> (2021) [79]	43.8	47.8	50.3	55.4	61.7	31.2	30.5	41.2	42.2	48.3	35.5	39.7	43.9	50.6	53.5
	FSCE(2021)* [70]	32.9	44.0	46.8	52.9	59.7	23.7	30.6	38.4	46.0	48.5	22.6	33.4	39.5	47.3	54.0

benchmark, respectively. Some observations can be summarized from these two tables. First, the newly proposed meta-learning methods (DCNet, CME, Meta-DETR, DAnA-FasterRCNN, DeFRCN) outperform almost all transfer-learning methods on both PASCAL VOC benchmark and MS COCO benchmark. Especially on MS COCO benchmark, the best meta-learning method Meta-DETR exceeds the best transfer-learning method LEAST by 6.2 points in 10-shot condition. Second, for meta-learning methods, feature-map aggregation methods (DCNet, CME, DAnA-FasterRCNN, DeFRCN) outperform feature-vector aggregation methods (FSRW, Meta-RCNN, FsDet) on two benchmarks. This indicates that model extracts more useful information from feature-map than feature-vector. Third, for transfer-learning methods, data augmentation methods (Hallucination, MSPR, FSOD<sup>up</sup>) have strong performance in extremely few-shot condition (shot = 1, 2, 3) and they surpasses some newly proposed meta-learning methods in this condition. Fourth, the performance rank of a method varies on these two benchmarks. It is not guaranteed that a method with better performance on one benchmark still outperforms other methods on another benchmark.

### C. Standard Zero-Shot Object Detection

Table XVI lists the performance of standard ZSD methods under two evaluation settings (ZSD, GZSD) on the most commonly used benchmark: MS COCO benchmark. Some trends can be found from this table. First, early ZSD methods are not consistent in the choices of semantic attributes and few of them are evaluated in the GZSD setting. But newly proposed ZSD methods mostly adopt word2vec as their semantic attributes and are evaluated in both ZSD setting and GZSD setting, which is more convenient for performance comparison. Second, generally the model performance of 48/17 seen-unseen split is worse than 65/15 seen-unseen split, which may be due to less categories and samples in seen data. Third, current data augmentation based ZSD methods cannot achieve satisfactory performance compared to newly proposed methods. Since data

TABLE XV  
Performances of FSOD methods on COCO dataset split

Framework	Method/Shot	10	30
Meta-Learning	FSRW(2018) [29]	5.6	9.1
	Meta-RCNN(2019) [84]	5.6	—
	FsDet(2020)* [81]	12.5	14.7
	Attention-RPN(2020) [15]	11.1	—
	DCNet(2021)* [27]	12.8	18.6
	CME(2021) [38]	15.1	16.9
Transfer-Learning	Meta-DETR(2021)* [90]	19.0	22.2
	DAnA-FasterRCNN(2021) [9]	18.6	21.6
	DeFRCN(2021)* [57]	16.8	21.2
	TFA w/cos(2020) [77]	10.0	13.7
	MSPR(2020) [80]	9.8	14.1
	LEAST(2021)* [39]	12.8	—
FSOD <sup>up</sup> (2021) [79]	11.0	15.6	
FSCE(2021)* [70]	11.9	16.4	

augmentation methods can outperform other methods when the shot number is small, data augmentation method can potentially be explored in the future.

## X. PROMISING DIRECTIONS

### A. Promising Directions for FSOD

1) *Lightweight FSOD*: Current FSOD models are generally modified from representative object detectors like Faster RCNN, yolo-style detectors. These large detectors need to first pre-train on the data abundant base dataset, then fine-tune on the few-shot novel dataset. The pre-training on base dataset requires large device cost and time cost as general object detection, which prevents FSOD from real-life application. Therefore, the lightweight and efficient FSOD is required to quickly adapt external knowledge into current few-shot dataset.

TABLE XVI  
Performances of ZSD methods on MS COCO Benchmark

Method	Semantic Attributes	Seen/Unseen	ZSD		Seen		Unseen		HM	
			mAP	Recall	mAP	Recall	mAP	Recall	mAP	Recall
SB(2018) [2]	GloVe, fastText	48/17	0.70	24.39	—	—	—	—	—	—
DSES(2018) [2]	GloVe, fastText	48/17	0.54	27.19	—	15.02	—	15.32	—	15.17
TOPM(2019) [68]	GloVe	48/17	15.43	39.2	—	—	—	—	—	—
CG-ZSD(2020) [44]	BERT	48/17	7.2	—	—	—	—	—	—	—
GTNet(2020) [95]	fastText	48/17	—	44.6	—	—	—	—	—	—
JRLNC-ZSD(2020) [62]	word2vec	48/17	5.05	12.27	13.93	20.42	2.55	12.42	4.31	15.45
SPGP(2020) [83]	word2vec	48/17	—	35.4	—	—	—	—	—	—
VSA-ZSD(2020) [59]	word2vec	48/17	10.01	43.56	35.92	38.24	4.12	26.32	7.39	31.18
MS-Zero++(2020) [23]	word2vec	48/17	—	—	35.0	—	13.8	35.0	19.80	—
BLC(2020) [97]	word2vec	48/17	10.60	48.87	42.10	57.56	4.50	46.39	8.20	51.37
ZSI(2021) [98]	word2vec	48/17	11.4	53.9	46.51	70.76	4.83	53.85	8.75	61.16
SMFL-ZSD(2021) [40]	word2vec	48/17	19.42	45.32	38.07	40.04	19.81	45.28	26.06	42.50
Transductive(2019) [58]	word2vec	65/15	14.57	48.15	28.78	54.14	14.05	37.16	18.89	44.07
CG-ZSD(2020) [44]	BERT	65/15	10.9	—	—	—	—	—	—	—
LSA-ZSD(2020) [75]	—	65/15	13.55	37.78	34.18	40.32	13.42	38.73	19.27	39.51
ACS-ZSD(2020) [52]	aPaY	65/15	15.34	47.83	—	—	—	—	—	—
SYN-ZSD(2020) [25]	fastText	65/15	19.0	54.0	36.90	57.70	19.0	53.90	25.08	55.74
VSA-ZSD(2020) [59]	word2vec	65/15	12.40	37.72	34.07	36.38	12.40	37.16	18.18	36.76
BLC(2020) [97]	word2vec	65/15	14.70	54.68	36.00	56.39	13.10	51.65	19.20	53.92
ZSI(2021) [98]	word2vec	65/15	13.6	58.9	38.68	67.11	13.60	58.93	20.13	62.76
DPIF(2021) [43]	word2vec	65/15	19.82	55.73	29.82	56.68	19.46	38.70	23.55	46.00
SMFL-ZSD(2021) [40]	word2vec	65/15	27.39	45.83	37.41	39.43	27.44	46.13	31.66	42.52

2) *Sample Generation Methods for FSOD*: The performance comparison result in Table XIV and table XV indicates that data augmentation methods generally outperform other methods when the shot number is extremely small. However, current methods rarely delve into how to generate multiple effective samples for data-scarce categories. Sample generation methods for FSOD still exist big room for exploration.

3) *Semi-supervised FSOD*: The performance of current state-of-the-art methods for FSOD is still far from real-life application. In few-shot learning, external unlabeled images contains enormous useful information, which can be utilized for performance boost. EPNNet [66] uses embedding propagation to generate pseudo-labels for unlabeled images, then conversely uses these pseudo-labels to update current few-shot model, which can improve the accuracy by a large margin.

The semi-supervised learning for FSOD is much harder than that for few-shot image classification. This is because the annotations for FSOD data is more complex than few-shot image classification with additional location annotations. The pseudo-labels for location on unlabeled data can be easily incorrect, which will decrease the performance of the model. Current semi-supervised methods for FSOD are rare and their performance also falls behind. It is hard but necessary to develop more efficient semi-supervised methods for FSOD.

4) *New Model Framework for FSOD*: Most of current FSOD methods adopt Faster R-CNN as the detection framework. Actually, Faster-RCNN based FSOD methods have achieved excellent performance but there may exist more powerful detection framework for FSOD in the future. For

example, vision transformer is a promising direction for new detection framework. Vision transformer divides images into patches and concatenates them into a token sequence, then adopts an attention-based encoder-decoder architecture to extract features of this token sequence. Vision transformers focus more on integral information of the image than local information, which has the ability to capture features missed by traditional CNN models. Currently vision transformer has been widely applied in many other computer vision areas. In FSOD, the recently proposed Meta-DETR has achieved SOTA performance on MS COCO benchmark, which exceeds previous Faster R-CNN based FSOD method by several points. Therefore, the potential of vision transformer on FSOD still requires exploration.

## B. Promising Directions for ZSD

1) *Auxiliary Data for ZSD*: It is shown that auxiliary unlabeled data can boost performance of many few-shot learning tasks. In ZSD, a few methods attempt to use information of external classes (not intersect with seen classes and unseen classes) to augment semantic attributes of seen classes and unseen classes. But generally speaking, there are rare methods on how to incorporate auxiliary data into ZSD.

2) *Active Learning for ZSD*: Current ZSD methods pre-train the model on all the data for seen categories (seen data). However, some images in seen data are not suitable for detecting objects of unseen categories. For example, some images contain objects of unseen categories without annotations and these training images will cause the model to generate

more false negative proposals. Active learning aims to select effective data for model training, which may help to mitigate such problem.

3) *ZSD combined with FSOD*: There may exist a more complex situation in real world that only some novel categories have labeled samples, which requires the combination of ZSD and FSOD. Some methods have been proposed to simultaneously tackle the problem of FSOD and ZSD. Method [61] introduces a low-shot problem setting that all classes have their semantic embeddings but only some novel classes have labeled samples. This method is the first attempt to combine FSOD and ZSD into one common framework. It is necessary to delve into combination of FSOD and ZSD in the future.

## XI. CONCLUSION

This paper conducts a thorough survey on low-shot object detection, which can be categorized into few-shot object detection (FSOD) and zero-shot object detection (ZSD), according to whether few labeled samples or semantic attributes are used for each novel class. Firstly a generalized introduction to low-shot object detection is given, then the methods for FSOD and ZSD are categorized and analyzed. The main benchmarks for FSOD and ZSD are summarized and the performances of different methods are also listed for comparison in this survey. Finally the promising directions of FSOD and ZSD are discussed.

## REFERENCES

- [1] Martín Arjovsky, Soumith Chintala, and Léon Bottou. Wasserstein generative adversarial networks. In Doina Precup and Yee Whye Teh, editors, *Proceedings of the 34th International Conference on Machine Learning, ICML 2017*, volume 70 of *Proceedings of Machine Learning Research*, pages 214–223. PMLR, 2017.
- [2] Ankan Bansal, Karan Sikka, Gaurav Sharma, Rama Chellappa, and Ajay Divakaran. Zero-shot object detection. In *Computer Vision - ECCV 2018 - 15th European Conference*, volume 11205 of *Lecture Notes in Computer Science*, pages 397–414. Springer, 2018.
- [3] Alexey Bochkovskiy, Chien-Yao Wang, and Hong-Yuan Mark Liao. Yolov4: Optimal speed and accuracy of object detection. *CoRR*, abs/2004.10934, 2020.
- [4] Nicolas Carion, Francisco Massa, Gabriel Synnaeve, Nicolas Usunier, Alexander Kirillov, and Sergey Zagoruyko. End-to-end object detection with transformers. In *European Conference on Computer Vision*, pages 213–229, 2020.
- [5] Nicolas Carion, Francisco Massa, Gabriel Synnaeve, Nicolas Usunier, Alexander Kirillov, and Sergey Zagoruyko. End-to-end object detection with transformers. In *Computer Vision - ECCV 2020 - 16th European Conference*, volume 12346 of *Lecture Notes in Computer Science*, pages 213–229. Springer, 2020.
- [6] Miaobin Cen and Cheolkon Jung. Fully convolutional siamese fusion networks for object tracking. In *2018 IEEE International Conference on Image Processing, ICIP 2018*, pages 3718–3722. IEEE, 2018.
- [7] Ding-Jie Chen, He-Yen Hsieh, and Tyng-Luh Liu. Adaptive image transformer for one-shot object detection. In *IEEE Conference on Computer Vision and Pattern Recognition, CVPR 2021*, pages 12247–12256. Computer Vision Foundation / IEEE, 2021.
- [8] Hao Chen, Yali Wang, Guoyou Wang, and Yu Qiao. LSTD: A low-shot transfer detector for object detection. In Sheila A. McIlraith and Kilian Q. Weinberger, editors, *Proceedings of the AAAI conference on artificial intelligence*, pages 2836–2843. AAAI Press, 2018.
- [9] Tung-I Chen, Yueh-Cheng Liu, Hung-Ting Su, Yu-Cheng Chang, Yu-Hsiang Lin, Jia-Fong Yeh, and Winston H. Hsu. Should I look at the head or the tail? dual-awareness attention for few-shot object detection. *CoRR*, abs/2102.12152, 2021.
- [10] Xianyu Chen, Ming Jiang, and Qi Zhao. Leveraging bottom-up and top-down attention for few-shot object detection. *CoRR*, abs/2007.12104, 2020.
- [11] Zhigang Dai, Bolun Cai, Yugeng Lin, and Junying Chen. UP-DETR: unsupervised pre-training for object detection with transformers. *CoRR*, abs/2011.09094, 2020.
- [12] Navneet Dalal and Bill Triggs. Histograms of oriented gradients for human detection. In *2005 IEEE Computer Society Conference on Computer Vision and Pattern Recognition (CVPR 2005)*, pages 886–893. IEEE Computer Society, 2005.
- [13] Berkan Demirel, Ramazan Gokberk Cinbis, and Nazli Ikizler-Cinbis. Zero-shot object detection by hybrid region embedding. In *British Machine Vision Conference 2018, BMVC 2018*, page 56. BMVA Press, 2018.
- [14] Xuanyi Dong, Liang Zheng, Fan Ma, Yi Yang, and Deyu Meng. Few-example object detection with model communication. *IEEE Trans. Pattern Anal. Mach. Intell.*, 41(7):1641–1654, 2019.
- [15] Qi Fan, Wei Zhuo, Chi-Keung Tang, and Yu-Wing Tai. Few-shot object detection with attention-rpn and multi-relation detector. In *2020 IEEE/CVF Conference on Computer Vision and Pattern Recognition, CVPR 2020*, pages 4012–4021. Computer Vision Foundation / IEEE, 2020.
- [16] Pedro F. Felzenszwalb, David A. McAllester, and Deva Ramanan. A discriminatively trained, multiscale, deformable part model. In *2008 IEEE Computer Society Conference on Computer Vision and Pattern Recognition (CVPR 2008)*. IEEE Computer Society, 2008.
- [17] Kun Fu, Tengfei Zhang, Yue Zhang, and Xian Sun. OSCD: A one-shot conditional object detection framework. *Neurocomputing*, 425:243–255, 2021.
- [18] Jiyang Gao, Jiang Wang, Shengyang Dai, Li-Jia Li, and Ram Nevatia. NOTE-RCNN: noise tolerant ensemble RCNN for semi-supervised object detection. In *2019 IEEE/CVF International Conference on Computer Vision, ICCV 2019*, pages 9507–9516. IEEE, 2019.
- [19] Zheng Ge, Songtao Liu, Feng Wang, Zeming Li, and Jian Sun. YOLOX: exceeding YOLO series in 2021. *CoRR*, abs/2107.08430, 2021.
- [20] Ross Girshick. Fast r-cnn. In *Proceedings of the IEEE International Conference on Computer Vision (ICCV)*, December 2015.
- [21] Ross B. Girshick, Jeff Donahue, Trevor Darrell, and Jitendra Malik. Rich feature hierarchies for accurate object detection and semantic segmentation. In *2014 IEEE Conference on Computer Vision and Pattern Recognition, CVPR 2014*, pages 580–587. IEEE Computer Society, 2014.
- [22] Xiuye Gu, Tsung-Yi Lin, Weicheng Kuo, and Yin Cui. Zero-shot detection via vision and language knowledge distillation. *CoRR*, abs/2104.13921, 2021.
- [23] Dikshant Gupta, Aditya Anantharaman, Nehal Mangain, Sowmya Kamath S., Vineeth N. Balasubramanian, and C. V. Jawahar. A multi-space approach to zero-shot object detection. In *IEEE Winter Conference on Applications of Computer Vision, WACV 2020*, pages 1198–1206. IEEE, 2020.
- [24] Guangxing Han, Shiyuan Huang, Jiawei Ma, Yicheng He, and Shih-Fu Chang. Meta faster R-CNN: towards accurate few-shot object detection with attentive feature alignment. *CoRR*, abs/2104.07719, 2021.
- [25] Nasir Hayat, Munawar Hayat, Shafin Rahman, Salman H. Khan, Syed Waqas Zamir, and Fahad Shahbaz Khan. Synthesizing the unseen for zero-shot object detection. In *Computer Vision - ACCV 2020 - 15th Asian Conference on Computer Vision*, volume 12624 of *Lecture Notes in Computer Science*, pages 155–170. Springer, 2020.
- [26] Ting-I Hsieh, Yi-Chen Lo, Hwann-Tzong Chen, and Tyng-Luh Liu. One-shot object detection with co-attention and co-excitation. In *Advances in Neural Information Processing Systems 32: Annual Conference on Neural Information Processing Systems 2019, NeurIPS 2019*, pages 2721–2730, 2019.
- [27] Hanzhe Hu, Shuai Bai, Aoxue Li, Jinshi Cui, and Liwei Wang. Dense relation distillation with context-aware aggregation for few-shot object detection. In *IEEE Conference on Computer Vision and Pattern Recognition, CVPR 2021*, pages 10185–10194. Computer Vision Foundation / IEEE, 2021.
- [28] Takafumi Kanamori, Shohei Hido, and Masashi Sugiyama. A least-squares approach to direct importance estimation. *J. Mach. Learn. Res.*, 10:1391–1445, 2009.
- [29] Bingyi Kang, Zhuang Liu, Xin Wang, Fisher Yu, Jiashi Feng, and Trevor Darrell. Few-shot object detection via feature reweighting. In *2019 IEEE/CVF International Conference on Computer Vision, ICCV 2019*, pages 8419–8428. IEEE, 2019.
- [30] Leonid Karlinsky, Joseph Shtok, Amit Alfassy, Moshe Lichtenstein, Sivan Harary, Eli Schwartz, Sivan Dovel, Prasanna Sattigeri, Rogério Feris, Alex M. Bronstein, and Raja Giryes. Starnet: towards weakly supervised few-shot object detection. In *Thirty-Fifth AAAI Conference*

- on *Artificial Intelligence*, *AAAI 2021*, pages 1743–1753. AAAI Press, 2021.
- [31] Leonid Karlinsky, Joseph Shtok, Sivan Harary, Eli Schwartz, Amit Aides, Rogério Schmidt Feris, Raja Giryes, and Alexander M. Bronstein. Repnet: Representative-based metric learning for classification and few-shot object detection. In *IEEE Conference on Computer Vision and Pattern Recognition, CVPR 2019*, pages 5197–5206. Computer Vision Foundation / IEEE, 2019.
- [32] Siddhesh Khandelwal, Raghav Goyal, and Leonid Sigal. Weakly-supervised any-shot object detection. *CoRR*, abs/2006.07502, 2020.
- [33] Siddhesh Khandelwal, Raghav Goyal, and Leonid Sigal. Unit: Unified knowledge transfer for any-shot object detection and segmentation. In *IEEE Conference on Computer Vision and Pattern Recognition, CVPR 2021*, pages 5951–5961. Computer Vision Foundation / IEEE, 2021.
- [34] Geonuk Kim, Honggyu Jung, and Seong-Whan Lee. Few-shot object detection via knowledge transfer. In *2020 IEEE International Conference on Systems, Man, and Cybernetics, SMC 2020*, pages 3564–3569. IEEE, 2020.
- [35] Piotr Koniusz, Hongguang Zhang, and Fatih Porikli. A deeper look at power normalizations. In *2018 IEEE Conference on Computer Vision and Pattern Recognition, CVPR 2018*, pages 5774–5783. Computer Vision Foundation / IEEE Computer Society, 2018.
- [36] Aoxue Li and Zhenguo Li. Transformation invariant few-shot object detection. In *IEEE Conference on Computer Vision and Pattern Recognition, CVPR 2021*, pages 3094–3102. Computer Vision Foundation / IEEE, 2021.
- [37] Bo Li, Junjie Yan, Wei Wu, Zheng Zhu, and Xiaolin Hu. High performance visual tracking with siamese region proposal network. In *2018 IEEE Conference on Computer Vision and Pattern Recognition, CVPR 2018*, pages 8971–8980. Computer Vision Foundation / IEEE Computer Society, 2018.
- [38] Bohao Li, Boyu Yang, Chang Liu, Feng Liu, Rongrong Ji, and Qixiang Ye. Beyond max-margin: Class margin equilibrium for few-shot object detection. In *IEEE Conference on Computer Vision and Pattern Recognition, CVPR 2021*, pages 7363–7372. Computer Vision Foundation / IEEE, 2021.
- [39] Pengyang Li, Yanan Li, and Donghui Wang. Class-incremental few-shot object detection. *CoRR*, abs/2105.07637, 2021.
- [40] Qianzhong Li, Yujia Zhang, Shiyang Sun, Xiaoguang Zhao, Kang Li, and Min Tan. Rethinking semantic-visual alignment in zero-shot object detection via a softplus margin focal loss. *Neurocomputing*, 449:117–135, 2021.
- [41] Shaoqi Li, Wenfeng Song, Shuai Li, Aimin Hao, and Hong Qin. Meta-retinanet for few-shot object detection. In *31st British Machine Vision Conference 2020, BMVC 2020*. BMVA Press, 2020.
- [42] Xiang Li, Lin Zhang, Yau Pun Chen, Yu-Wing Tai, and Chi-Keung Tang. One-shot object detection without fine-tuning. *CoRR*, abs/2005.03819, 2020.
- [43] Yanan Li, Pengyang Li, Han Cui, and Donghui Wang. Inference fusion with associative semantics for unseen object detection. In *Thirty-Fifth AAAI Conference on Artificial Intelligence, AAAI 2021*, pages 1993–2001. AAAI Press, 2021.
- [44] Yanan Li, Yilan Shao, and Donghui Wang. Context-guided super-class inference for zero-shot detection. In *2020 IEEE/CVF Conference on Computer Vision and Pattern Recognition, CVPR Workshops 2020, Seattle, WA, USA, June 14-19, 2020*, pages 4064–4068. Computer Vision Foundation / IEEE, 2020.
- [45] Yiting Li, Haiyue Zhu, Yu Cheng, Wenxin Wang, Chek Sing Teo, Cheng Xiang, Prahlad Vadakkepat, and Tong Heng Lee. Few-shot object detection via classification refinement and distractor retreatment. In *IEEE Conference on Computer Vision and Pattern Recognition, CVPR 2021*, pages 15395–15403. Computer Vision Foundation / IEEE, 2021.
- [46] Zhihui Li, Lina Yao, Xiaoqin Zhang, Xianzhi Wang, Salil S. Kanhere, and Huaxiang Zhang. Zero-shot object detection with textual descriptions. In *The Thirty-Third AAAI Conference on Artificial Intelligence, AAAI 2019*, pages 8690–8697. AAAI Press, 2019.
- [47] Tsung-Yi Lin, Priya Goyal, Ross B. Girshick, Kaiming He, and Piotr Dollár. Focal loss for dense object detection. In *IEEE International Conference on Computer Vision, ICCV 2017*, pages 2999–3007. IEEE Computer Society, 2017.
- [48] Weidong Lin, Yuyan Deng, Yang Gao, Ning Wang, Jinghao Zhou, Lingqiao Liu, Lei Zhang, and Peng Wang. CAT: cross-attention transformer for one-shot object detection. *CoRR*, abs/2104.14984, 2021.
- [49] Longyao Liu, Bo Ma, Yulin Zhang, Xin Yi, and Haozhi Li. Afd-net: Adaptive fully-dual network for few-shot object detection. In *MM '21: ACM Multimedia Conference*, pages 2549–2557. ACM, 2021.
- [50] Wei Liu, Dragomir Anguelov, Dumitru Erhan, Christian Szegedy, Scott Reed, Cheng-Yang Fu, and Alexander C Berg. Ssd: Single shot multibox detector. In *European conference on computer vision*, pages 21–37. Springer, 2016.
- [51] Ruotian Luo, Ning Zhang, Bohyung Han, and Linjie Yang. Context-aware zero-shot recognition. In *The Thirty-Fourth AAAI Conference on Artificial Intelligence, AAAI 2020*, pages 11709–11716. AAAI Press, 2020.
- [52] Qiao-mei Ma, Chong Wang, Shenghao Yu, Ye Zheng, and Yuqi Li. Zero-shot object detection with attributes-based category similarity. *IEEE Trans. Circuits Syst. II Express Briefs*, 67-II(5):921–925, 2020.
- [53] Claudio Michaelis, Ivan Ustyuzhaninov, Matthias Bethge, and Alexander S. Ecker. One-shot instance segmentation. *CoRR*, abs/1811.11507, 2018.
- [54] Ishan Misra, Abhinav Shrivastava, and Martial Hebert. Watch and learn: Semi-supervised learning of object detectors from videos. In *IEEE Conference on Computer Vision and Pattern Recognition, CVPR 2015*, pages 3593–3602. IEEE Computer Society, 2015.
- [55] Anton Osokin, Denis Sumin, and Vasily Lomakin. OS2D: one-stage one-shot object detection by matching anchor features. In Andrea Vedaldi, Horst Bischof, Thomas Brox, and Jan-Michael Frahm, editors, *Computer Vision - ECCV 2020 - 16th European Conference*, volume 12360 of *Lecture Notes in Computer Science*, pages 635–652, 2020.
- [56] Juan-Manuel Pérez-Rúa, Xiatian Zhu, Timothy M. Hospedales, and Tao Xiang. Incremental few-shot object detection. In *2020 IEEE/CVF Conference on Computer Vision and Pattern Recognition, CVPR 2020, Seattle, WA, USA, June 13-19, 2020*, pages 13843–13852. Computer Vision Foundation / IEEE, 2020.
- [57] Limeng Qiao, Yuxuan Zhao, Zhiyuan Li, Xi Qiu, Jianan Wu, and Chi Zhang. Defrcn: Decoupled faster R-CNN for few-shot object detection. *CoRR*, abs/2108.09017, 2021.
- [58] Shafin Rahman, Salman H. Khan, and Nick Barnes. Transductive learning for zero-shot object detection. In *2019 IEEE/CVF International Conference on Computer Vision, ICCV 2019*, pages 6081–6090. IEEE, 2019.
- [59] Shafin Rahman, Salman H. Khan, and Nick Barnes. Improved visual-semantic alignment for zero-shot object detection. In *The Thirty-Fourth AAAI Conference on Artificial Intelligence, AAAI 2020*, pages 11932–11939. AAAI Press, 2020.
- [60] Shafin Rahman, Salman H. Khan, Nick Barnes, and Fahad Shahbaz Khan. Any-shot object detection. In *Computer Vision - ACCV 2020 - 15th Asian Conference on Computer Vision*, volume 12624 of *Lecture Notes in Computer Science*, pages 89–106. Springer, 2020.
- [61] Shafin Rahman, Salman H. Khan, Nick Barnes, and Fahad Shahbaz Khan. Any-shot object detection. In *Computer Vision - ACCV 2020 - 15th Asian Conference on Computer Vision*, volume 12624 of *Lecture Notes in Computer Science*, pages 89–106. Springer, 2020.
- [62] Shafin Rahman, Salman H. Khan, and Fatih Porikli. Zero-shot object detection: Joint recognition and localization of novel concepts. *Int. J. Comput. Vis.*, 128(12):2979–2999, 2020.
- [63] Joseph Redmon and Ali Farhadi. Yolov3: An incremental improvement. *CoRR*, abs/1804.02767, 2018.
- [64] Shaoqing Ren, Kaiming He, Ross Girshick, and Jian Sun. Faster r-cnn: Towards real-time object detection with region proposal networks. In *Advances in Neural Information Processing Systems*, volume 28. Curran Associates, Inc., 2015.
- [65] Ignacio Rocco, Relja Arandjelovic, and Josef Sivic. End-to-end weakly-supervised semantic alignment. In *2018 IEEE Conference on Computer Vision and Pattern Recognition, CVPR 2018*, pages 6917–6925. Computer Vision Foundation / IEEE Computer Society, 2018.
- [66] Pau Rodríguez, Issam H. Laradji, Alexandre Drouin, and Alexandre Lacoste. Embedding propagation: Smoother manifold for few-shot classification. In *Computer Vision - ECCV 2020 - 16th European Conference*, volume 12371 of *Lecture Notes in Computer Science*, pages 121–138. Springer, 2020.
- [67] Bryan C. Russell, Antonio Torralba, Kevin P. Murphy, and William T. Freeman. Labelme: A database and web-based tool for image annotation. *Int. J. Comput. Vis.*, 77(1-3):157–173, 2008.
- [68] Yilan Shao, Yanan Li, and Donghui Wang. Zero-shot detection with transferable object proposal mechanism. In *2019 IEEE International Conference on Image Processing, ICIP 2019, Taipei, Taiwan, September 22-25, 2019*, pages 3666–3670. IEEE, 2019.
- [69] Cem Subakan, Mirco Ravanelli, Samuele Cornell, Mirko Bronzi, and Jianyuan Zhong. Attention is all you need in speech separation. In *IEEE*

- International Conference on Acoustics, Speech and Signal Processing, ICASSP 2021*, pages 21–25. IEEE, 2021.
- [70] Bo Sun, Banghuai Li, Shengcai Cai, Ye Yuan, and Chi Zhang. FSCE: few-shot object detection via contrastive proposal encoding. In *IEEE Conference on Computer Vision and Pattern Recognition, CVPR 2021*, pages 7352–7362. Computer Vision Foundation / IEEE, 2021.
- [71] Peng Tang, Xinggong Wang, Xiang Bai, and Wenyu Liu. Multiple instance detection network with online instance classifier refinement. In *2017 IEEE Conference on Computer Vision and Pattern Recognition, CVPR 2017*, pages 3059–3067. IEEE Computer Society, 2017.
- [72] Yao Teng and Limin Wang. Structured sparse R-CNN for direct scene graph generation. *CoRR*, abs/2106.10815, 2021.
- [73] Yonglong Tian, Yue Wang, Dilip Krishnan, Joshua B Tenenbaum, and Phillip Isola. Rethinking few-shot image classification: a good embedding is all you need? In *Computer Vision—ECCV 2020*, pages 266–282, 2020.
- [74] Paul A. Viola and Michael J. Jones. Rapid object detection using a boosted cascade of simple features. In *2001 IEEE Computer Society Conference on Computer Vision and Pattern Recognition (CVPR 2001)*, pages 511–518. IEEE Computer Society, 2001.
- [75] Kang Wang, Lu Zhang, Yifan Tan, Jiajia Zhao, and Shuigeng Zhou. Learning latent semantic attributes for zero-shot object detection. In *32nd IEEE International Conference on Tools with Artificial Intelligence, ICTAI 2020*, pages 230–237. IEEE, 2020.
- [76] Xiaolong Wang, Ross Girshick, Abhinav Gupta, and Kaifeng He. Non-local neural networks. In *Proceedings of the IEEE conference on computer vision and pattern recognition*, pages 7794–7803, 2018.
- [77] Xin Wang, Thomas E. Huang, Joseph Gonzalez, Trevor Darrell, and Fisher Yu. Frustratingly simple few-shot object detection. In *Proceedings of the 37th International Conference on Machine Learning, ICML 2020*, volume 119 of *Proceedings of Machine Learning Research*, pages 9919–9928. PMLR, 2020.
- [78] Yu-Xiong Wang, Deva Ramanan, and Martial Hebert. Meta-learning to detect rare objects. In *2019 IEEE/CVF International Conference on Computer Vision, ICCV 2019*, pages 9924–9933. IEEE, 2019.
- [79] Aming Wu, Yahong Han, Linchao Zhu, Yi Yang, and Cheng Deng. Universal-prototype augmentation for few-shot object detection. *CoRR*, abs/2103.01077, 2021.
- [80] Jiayi Wu, Songtao Liu, Di Huang, and Yunhong Wang. Multi-scale positive sample refinement for few-shot object detection. In Andrea Vedaldi, Horst Bischof, Thomas Brox, and Jan-Michael Frahm, editors, *European Conference on Computer Vision*, volume 12361 of *Lecture Notes in Computer Science*, pages 456–472. Springer, 2020.
- [81] Yang Xiao and Renaud Marlet. Few-shot object detection and viewpoint estimation for objects in the wild. In Andrea Vedaldi, Horst Bischof, Thomas Brox, and Jan-Michael Frahm, editors, *European Conference on Computer Vision*, volume 12362 of *Lecture Notes in Computer Science*, pages 192–210. Springer, 2020.
- [82] Honghui Xu, Xinqing Wang, Faming Shao, Baoguo Duan, and Peng Zhang. Few-shot object detection via sample processing. *IEEE Access*, 9:29207–29221, 2021.
- [83] Caixia Yan, Qinghua Zheng, Xiaojun Chang, Minnan Luo, Chung-Hsing Yeh, and Alexander G. Hauptmann. Semantics-preserving graph propagation for zero-shot object detection. *IEEE Trans. Image Process.*, 29:8163–8176, 2020.
- [84] Xiaopeng Yan, Ziliang Chen, Anni Xu, Xiaoxi Wang, Xiaodan Liang, and Liang Lin. Meta R-CNN: towards general solver for instance-level low-shot learning. In *2019 IEEE/CVF International Conference on Computer Vision, ICCV 2019*, pages 9576–9585. IEEE, 2019.
- [85] Hanqing Yang, Yongliang Lin, Hong Zhang, Yu Zhang, and Bin Xu. Towards improving classification power for one-shot object detection. *Neurocomputing*, 455:390–400, 2021.
- [86] Yukuan Yang, Fangyun Wei, Miaojing Shi, and Guoqi Li. Restoring negative information in few-shot object detection. In *Advances in Neural Information Processing Systems 33: Annual Conference on Neural Information Processing Systems 2020, NeurIPS 2020*, 2020.
- [87] Ze Yang, Yali Wang, Xianyu Chen, Jianzhuang Liu, and Yu Qiao. Context-transformer: Tackling object confusion for few-shot detection. In *Proceedings of the AAAI Conference on Artificial Intelligence*, pages 12653–12660. AAAI Press, 2020.
- [88] Alper Yilmaz, Omar Javed, and Mubarak Shah. Object tracking: A survey. *ACM Comput. Surv.*, 38(4):13, 2006.
- [89] Gongjie Zhang, Kaiwen Cui, Rongliang Wu, Shijian Lu, and Yonghong Tian. Pnpdet: Efficient few-shot detection without forgetting via plug-and-play sub-networks. In *IEEE Winter Conference on Applications of Computer Vision, WACV 2021*, pages 3822–3831. IEEE, 2021.
- [90] Gongjie Zhang, Zhipeng Luo, Kaiwen Cui, and Shijian Lu. Meta-detr: Few-shot object detection via unified image-level meta-learning. *CoRR*, abs/2103.11731, 2021.
- [91] Licheng Zhang, Xianzhi Wang, Lina Yao, and Feng Zheng. Zero-shot object detection with textual descriptions using convolutional neural networks. In *2020 International Joint Conference on Neural Networks, IJCNN 2020*, pages 1–6. IEEE, 2020.
- [92] Shan Zhang, Dawei Luo, Lei Wang, and Piotr Koniusz. Few-shot object detection by second-order pooling. In *Computer Vision - ACCV 2020 - 15th Asian Conference on Computer Vision*, volume 12625 of *Lecture Notes in Computer Science*, pages 369–387. Springer, 2020.
- [93] Weilin Zhang and Yu-Xiong Wang. Hallucination improves few-shot object detection. In *IEEE Conference on Computer Vision and Pattern Recognition, CVPR 2021*, pages 13008–13017. Computer Vision Foundation / IEEE, 2021.
- [94] Weilin Zhang, Yu-Xiong Wang, and David A. Forsyth. Cooperating rpn’s improve few-shot object detection. *CoRR*, abs/2011.10142, 2020.
- [95] Shizhen Zhao, Changxin Gao, Yuanjie Shao, Lerenhan Li, Changqian Yu, Zhong Ji, and Nong Sang. Gtnet: Generative transfer network for zero-shot object detection. In *The Thirty-Fourth AAAI Conference on Artificial Intelligence, AAAI 2020*, pages 12967–12974. AAAI Press, 2020.
- [96] Sixiao Zheng, Yanwei Fu, and Yanxi Hou. Incrementally zero-shot detection by an extreme value analyzer. *CoRR*, abs/2103.12609, 2021.
- [97] Ye Zheng, Ruoran Huang, Chuanqi Han, Xi Huang, and Li Cui. Background learnable cascade for zero-shot object detection. In *Computer Vision - ACCV 2020 - 15th Asian Conference on Computer Vision*, volume 12624 of *Lecture Notes in Computer Science*, pages 107–123. Springer, 2020.
- [98] Ye Zheng, Jiahong Wu, Yongqiang Qin, Faen Zhang, and Li Cui. Zero-shot instance segmentation. *CoRR*, abs/2104.06601, 2021.
- [99] Xingyi Zhou, Vladlen Koltun, and Philipp Krähenbühl. Tracking objects as points. In *Computer Vision - ECCV 2020 - 16th European Conference*, volume 12349 of *Lecture Notes in Computer Science*, pages 474–490. Springer, 2020.
- [100] Chenchen Zhu, Fangyi Chen, Uzair Ahmed, Zhiqiang Shen, and Marios Savvides. Semantic relation reasoning for shot-stable few-shot object detection. In *IEEE Conference on Computer Vision and Pattern Recognition, CVPR 2021*, pages 8782–8791. Computer Vision Foundation / IEEE, 2021.
- [101] Pengkai Zhu, Hanxiao Wang, Tolga Bolukbasi, and Venkatesh Saligrama. Zero-shot detection. *CoRR*, abs/1803.07113, 2018.
- [102] Pengkai Zhu, Hanxiao Wang, and Venkatesh Saligrama. Don’t even look once: Synthesizing features for zero-shot detection. In *2020 IEEE/CVF Conference on Computer Vision and Pattern Recognition, CVPR 2020, Seattle, WA, USA, June 13-19, 2020*, pages 11690–11699. Computer Vision Foundation / IEEE, 2020.
- [103] Xizhou Zhu, Weijie Su, Lewei Lu, Bin Li, Xiaogang Wang, and Jifeng Dai. Deformable DETR: deformable transformers for end-to-end object detection. In *9th International Conference on Learning Representations, ICLR 2021*. OpenReview.net, 2021.