
A SURVEY ON DEEP LEARNING BASED DOCUMENT IMAGE ENHANCEMENT

A PREPRINT

Zahra Anvari

Department of Computer Science and Engineering
University of Texas Arlington
Arlington, TX
zahra.anvari@mavs.uta.edu

Vassilis Athitsos

Department of Computer Science and Engineering
University of Texas Arlington
Arlington, TX
athitsos@uta.edu

December 7, 2021

ABSTRACT

Digitized documents such as scientific articles, tax forms, invoices, contract papers, and historic texts, are widely used nowadays. These images could be degraded or damaged due to various reasons including poor lighting conditions when capturing the image, shadow while scanning them, distortion like noise and blur, aging, ink stain, bleed through, watermark, stamp, *etc.* Document image enhancement and restoration play a crucial role in many automated document analysis and recognition tasks, such as content extraction using optical character recognition (OCR). With recent advances in deep learning, many methods are proposed to enhance the quality of these document images. In this paper, we review deep learning-based methods, datasets, and metrics for different document image enhancement problems. We provide a comprehensive overview of deep learning-based methods for six different document image enhancement tasks, including binarization, deblurring, denoising, defading, watermark removal, and shadow removal. We summarize the main state-of-the-art works for each task and discuss their features, challenges, and limitations. We introduce multiple document image enhancement tasks that have received no to little attention, including over and under exposure correction and bleed-through removal, and identify several other promising research directions and opportunities for future research.

Keywords Document Image Enhancement, Image Enhancement, Document Image Analysis, Deep Learning

1 Introduction

Digitized documents such as scientific articles, tax forms, invoices, contract papers, and historic texts, are very widely used nowadays. These documents can already be damaged due to watermark, stamps, aging, ink stains, bleed-through, *etc.*, or can be degraded during the digitization process due to poor lighting conditions, shadows, camera distortion like noise and blur, *etc.* [5, 19, 26, 33, 38, 58]. Degraded document images have low visual quality and legibility. They could contain handwritten or machine printed text, or a mixture of both. In addition, they could contain multiple handwriting styles with different languages. Further complicating matter, the machine used to print the document could have used various technologies with variable quality (*e.g.*, documents printed in low DPI), thus affecting the quality of the image captured. Moreover, old documents could be degraded over time due to different reasons, such as humidity, being washed out, poor storage, low quality medium, *etc.* Therefore, there are many factors that affect the quality and legibility of the digitized document images.

The corrupted document images makes it difficult for the recognition algorithms to perform and lead to poor OCR performance. On the other hand, it is impractical and sometimes infeasible to manually enhance such images, especially in large scale, thus it is essential to develop methods that can automatically enhance the visual quality and the legibility of these images and restore the corrupted parts.

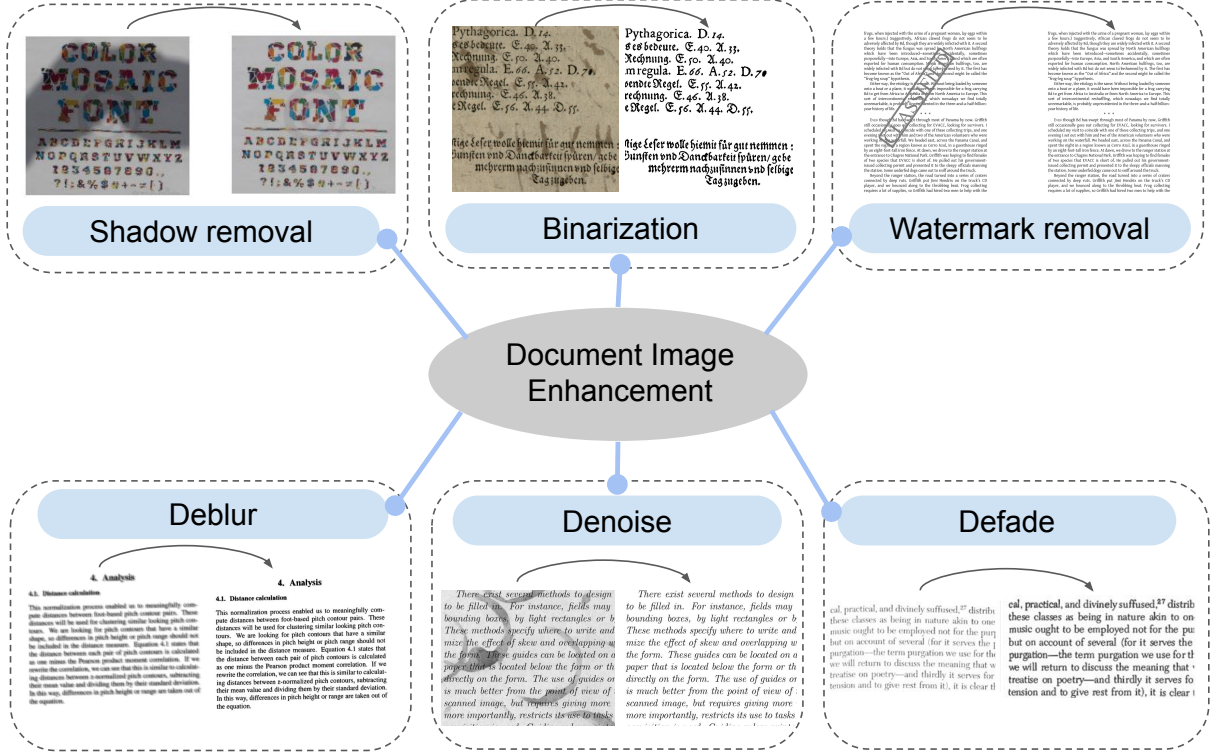


Figure 1: Document image enhancement problems.

Document image enhancement problem consists of several tasks that are illustrated in Figure 1. We explain each task in detail in Section 2. Here we summarize these tasks:

- **Binarization:** It aims at separating the background from the foreground (*i.e.*, text) in order to remove noise, ink stain, bleed-through, wrinkles, *etc.* The output of this task is a binary image with two classes foreground and background.
- **Deblur:** This task aims at removing various blur types, *e.g.*, Gaussian, motion, de-focus *etc.*, from the document images.
- **Denoise:** Denoising aims at removing various noise types, *e.g.*, salt and pepper, wrinkles, dog-eared, background, stain, *etc.* from the document images.
- **Defade:** It aims at improving the faded document images. A document could be lightly or heavily faded over time or due to overexposure, sun-light *etc.*
- **Watermark removal:** Some documents, *e.g.*, financial forms, tax forms, *etc.* can contain watermarks, and the text underneath a watermark might not be recognizable by the OCR engine. This task aims at removing such watermarks.
- **Shadow removal:** Blocking the source of light while capturing an image (usually by a phone) could leave shadows on the captured document image. This task aims at estimating the shadow and removing it.

With recent advances in deep learning, deep learning-based approaches have been proposed and applied to different computer vision and image processing tasks, such as object detection [34, 51], semantic segmentation [35], face detection and dataset creation [2, 32, 54], and image enhancement [3, 14, 15], *etc.* It has been shown that such deep learning-based methods achieve promising results and surpass the traditional methods. Similarly, deep learning-based methods for document image enhancement problems have received a great deal of attention over the past few years. The goal of this survey is to review these methods and discuss their features, advantages, disadvantages, challenges, and limitations, and identify opportunities for future research.

To the best of our knowledge, this survey is the first survey of the recent advances in deep learning-based document image enhancement methods. We have several key contributions in this paper:

- We review recent advances, mostly from the past five years, on deep learning-based methods for document image enhancement, to help readers and researchers to better understand this area of research.
- We provide an overview of six different document image enhancement problems, including binarization, deblure, denoise, defade, watermark removal, and shadow removal.
- We discuss the state-of-the-art methods, and discuss their features, advantages, and disadvantages to help researchers and investigators to select suitable methods for their need.
- We introduce several important document image enhancement tasks that have received no to little attention, such as bleed through removal.
- We discuss the challenges in this research area and identify several promising opportunities for future research.

2 Document Image Enhancement Tasks

In this section, we describe different document image enhancement tasks, including but not limited to binarization, deblurring, denoising, defading, watermark removal, and shadow removal. Figure 2 shows some image examples for each of these tasks.

2.1 Deblurring

Nowadays, smartphones are widely used to digitize documents using smart phone’s camera. This propose various issues, the most prevalent one is the blur that is introduced during capturing process. For instance movement of the object, dirty lens, being out of focus, and camera shakes. If any of these reasons are present at the time of capturing, the result will be a blurry image.

The goal of deblurring methods is to recover the clean or deblurred version of the blurry image. These methods could be prior-based, or learning based. The former ones attempt to estimate the blur kernel and the corresponding parameters to detect blur and use these parameters to remove it thus recover the clean images. The learning-based methods which are also called data-driven methods are widely used in the past decade. These methods take advantage of the deep neural networks and large amount of data to propose a deblurring model that can recover the clean image without requiring any priors. Document image deblurring is an ill-posed and a much more challenging problem compared to natural/non-document image deblurring. One of the main reasons is that the performance of the OCR engines directly depend on the quality of the document images that are input to them. If the legibility and the quality of these document images were low the performance of the OCR output will be affected accordingly. Therefore, the enhanced document images not only need to be visually improved they also need to become more legible.

2.2 Defading

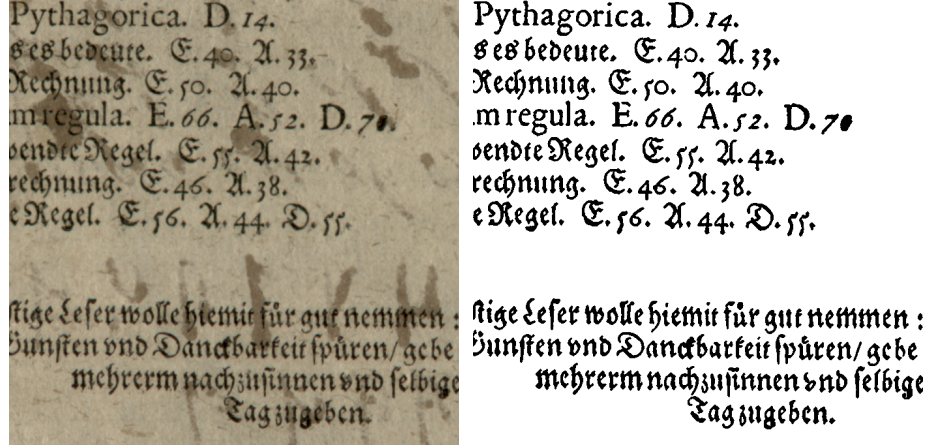
Defading is the process of recovering documents’ text that have become lightened/faint/faded. Documents’ content can be faded due to different factors for instance the ink can wear off over time, which is more prevalent in old documents. Sun-light or overexposure while digitizing the document can also make the document content lightened and hard to read. In addition the handwriting or the printed text can be faint in the first place and deteriorate in time. This type of degradation poses issues such as low visual quality, poor legibility, and poor OCR performance. Defading methods mainly attempt to increase the visibility and recover a more legible version of the document image.

2.3 Watermark Removal

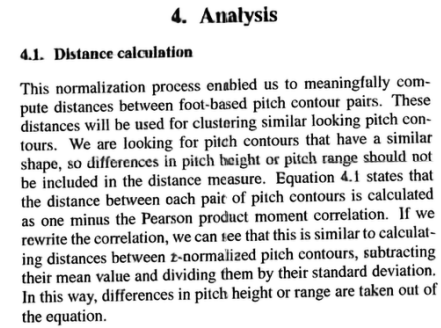

Some documents may contain one or multiple watermarks which occlude the document texts or makes it hard to read. The document image recovery is even harder in cases where the watermark color is the same or darker than the document text color or the watermark is thick and dense. Hence, we need approaches that recover the clean version of the degraded documents. Watermark removal methods focus on removing watermarks thus increase the visual quality and legibility of the document images.

2.4 Shadow Removal

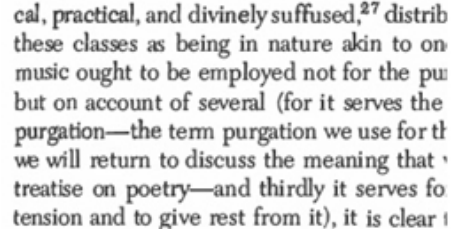
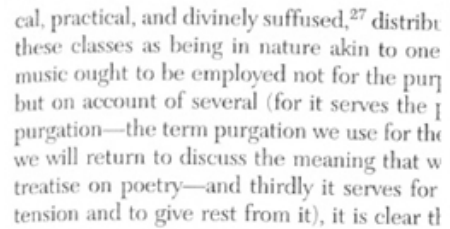
Documents can be digitized using scanners or mobile phone cameras. Previously, scanners were commonly used for digitizing documents with high quality but with the prevalence of mobile phones more people tend to use their phone cameras in place of scanners to capture digital copies of their documents due to easy access and ease of use of mobile phones.



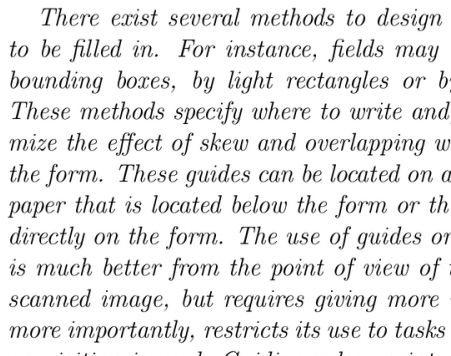
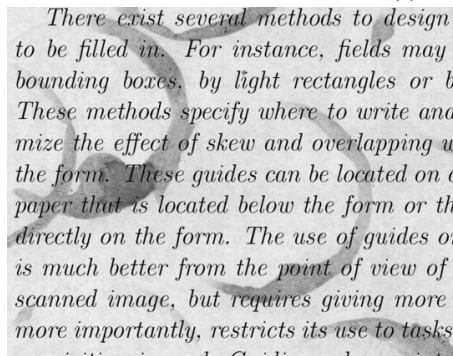
(a) Binarization task.



(b) Deblur task.



(c) Defade task



(d) Denoise task

Figure 2: Sample images for different document image enhancement tasks. The image on the left is the input, and the right image is the clean/ground truth image.



(e) Shadow removal task

frogs, when injected with the urine of a pregnant woman, lay eggs within a few hours.) Suggestively, African clawed frogs do not seem to be adversely affected by Bd, though they are widely infected with it. A second theory holds that the fungus was spread by North American bullfrogs which have been introduced—sometimes accidentally, sometimes purposefully—into Europe, Asia, and South America, and which are often exported for human consumption. North American bullfrogs, too, are widely infected with Bd but do not seem to be harmed by it. The first has become known as the “Out of Africa” and the second might be called the “frog-leg soup” hypothesis.

Either way, the etiology is the same. Without being loaded by someone onto a boat or a plane, it would have been impossible for a frog carrying Bd to get from Africa to Australia or from North America to Europe. This sort of intercontinental reshuffling, which nowadays we find totally unremarkable, is probably unprecedented in the three-and-a-half-billion-year history of life.

 Even though Bd has swept through most of Panama by now, Griffith still occasionally goes out collecting for EVACC, looking for survivors. I scheduled my visit to coincide with one of these collecting trips, and one evening I set out with him and two of the American volunteers who were working on the waterfall. We headed east, across the Panama Canal, and spent the night in a region known as Cerro Azul, in a guesthouse ringed by an eight-foot-tall iron fence. At dawn, we drove to the ranger station at the entrance to Chagres National Park. Griffith was hoping to find females of two species that EVACC is short of. He pulled out his government-issued collecting permit and presented it to the sleepy officials manning the station. Some underfed dogs came out to sniff around the truck.

Beyond the ranger station, the road turned into a series of craters connected by deep ruts. Griffith put Jimi Hendrix on the truck’s CD player, and we bounced along to the throbbing beat. Frog collecting requires a lot of supplies, so Griffith had hired two men to help with the

frogs, when injected with the urine of a pregnant woman, lay eggs within a few hours.) Suggestively, African clawed frogs do not seem to be adversely affected by Bd, though they are widely infected with it. A second theory holds that the fungus was spread by North American bullfrogs which have been introduced—sometimes accidentally, sometimes purposefully—into Europe, Asia, and South America, and which are often exported for human consumption. North American bullfrogs, too, are widely infected with Bd but do not seem to be harmed by it. The first has become known as the “Out of Africa” and the second might be called the “frog-leg soup” hypothesis.

Either way, the etiology is the same. Without being loaded by someone onto a boat or a plane, it would have been impossible for a frog carrying Bd to get from Africa to Australia or from North America to Europe. This sort of intercontinental reshuffling, which nowadays we find totally unremarkable, is probably unprecedented in the three-and-a-half-billion-year history of life.

 Even though Bd has swept through most of Panama by now, Griffith still occasionally goes out collecting for EVACC, looking for survivors. I scheduled my visit to coincide with one of these collecting trips, and one evening I set out with him and two of the American volunteers who were working on the waterfall. We headed east, across the Panama Canal, and spent the night in a region known as Cerro Azul, in a guesthouse ringed by an eight-foot-tall iron fence. At dawn, we drove to the ranger station at the entrance to Chagres National Park. Griffith was hoping to find females of two species that EVACC is short of. He pulled out his government-issued collecting permit and presented it to the sleepy officials manning the station. Some underfed dogs came out to sniff around the truck.

Beyond the ranger station, the road turned into a series of craters connected by deep ruts. Griffith put Jimi Hendrix on the truck’s CD player, and we bounced along to the throbbing beat. Frog collecting requires a lot of supplies, so Griffith had hired two men to help with the

(f) Watermark removal task

Figure 2: Sample images for different document image enhancement tasks. The image on the left is the input, and the right image is the output of each task.

The captured document images using mobile phones are vulnerable to shadows mainly because the light sources are often blocked by the camera or even the person’s hand. Furthermore, even in the absence of objects that could be a source of occlusion, the lighting is often uneven when the document image is being captured in the real life. Therefore, document images digitized by mobile phone cameras in particular, can suffer from shadows blocking a portion or all of the document and also uneven lighting and shading. These result in poor visual quality and legibility. Shadow removal methods focus on estimating the shadow casted on the document image and attempt to remove that in order to recover a clean, evenly lit document image which is more legible than the shadowed version.

2.5 Denoising

Some documents may contain artifacts such as S&P noise, stamps, annotations, ink or coffee stains, wrinkles, etc. Similar to watermark removal the image recovery is even harder when certain types of these later cover the text specially in cases where the stains color is the similar to or darker than the document text color. To improve the visual quality of these document images alongside the legibility, approaches that recover the clean version of the degraded documents are proposed. The methods that attempt to remove these artifacts include but not limited to document image denoising, cleanup and binarization methods.

| Methods | Document Image Enhancement Tasks | | | | | | Document Type | |
|----------------------|----------------------------------|--------|---------|--------|-------------------|----------------|---------------|---------|
| | Binarization | Deblur | Denoise | Defade | Watermark Removal | Shadow Removal | Handwritten | Printed |
| Gangeh et al. [11] | - | ✓ | ✓ | ✓ | ✓ | - | - | - |
| Zhao et al. [68] | - | ✓ | ✓ | - | - | - | - | - |
| Sharma et al. [55] | - | ✓ | - | ✓ | ✓ | - | - | ✓ |
| Lin et al. [33] | - | - | - | - | - | ✓ | ✓ | - |
| Souibgui et al. [56] | - | ✓ | - | - | ✓ | - | ✓ | ✓ |
| Gangeh et al. [12] | - | ✓ | - | - | ✓ | - | - | ✓ |
| Hradiš et al. [20] | - | ✓ | - | - | - | - | - | - |
| Jemni et al. [22] | ✓ | - | - | - | - | - | ✓ | - |
| Xu et al. [67] | ✓ | - | - | - | - | - | - | ✓ |
| Souibgui et al. [57] | - | - | - | - | - | - | - | - |

(a) Tasks and document types handled by the of main methods reviewed in this paper

| Methods | GAN | CNN | Paired vs. unpaired supervision |
|----------------------|-----|-----|---------------------------------|
| Gangeh et al. [11] | ✓ | - | Unpaired |
| Zhao et al. [68] | - | ✓ | Paired |
| Sharma et al. [55] | - | ✓ | Paired |
| Lin et al. [33] | ✓ | - | Paired |
| Souibgui et al. [56] | ✓ | - | Paired |
| Gangeh et al. [12] | - | ✓ | Paired |
| Hradiš et al. [20] | - | ✓ | Paired |
| Jemni et al. [22] | ✓ | - | Paired |
| Xu et al. [67] | ✓ | - | Paired |
| Souibgui et al. [57] | ✓ | - | Paired |

(b) Methodologies used in the reviewed methods.

Table 1: Description of main methods reviewed in this paper.

2.6 Binarization

Document binarization typically refers to the process of taking a gray-scale/RGB image and converting it to black-and-white or binary image. Formally, it seeks a decision function $f_{binarize}()$ for a document image D_{orig} of width W and height H , such that the resulting image $D_{binarized}$ of the same size only contains binary values while the overall document legibility is at least maintained if not enhanced.

$$D_{binarized} = f_{binarize}(D_{orig}) \quad (1)$$

3 Datasets


In this section, we describe datasets that are used in the literature for different document image enhancement tasks.

- **Bickley diary [7]:** The images of Bickley diary dataset are taken from a photocopy of a diary that is written about 100 years ago. These images suffer from different kinds of degradation, such as water stains, ink bleed-through, and significant foreground text intensity. This datasets contains 7 document images/pages along with the binarized/clean ground truth images.

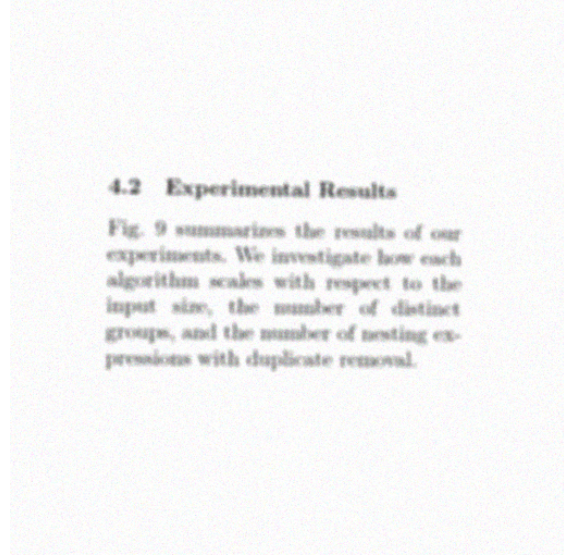
| Dataset | Task | No. of im-ages | Resolution(Pixels) | Real vs. synthetic |
|-----------------------------|--------------|-------------------------|---------------------------|--------------------|
| Bishop Bickley diary [7] | Binarization | 7 | 1050 x 1350 | Real |
| NoisyOffice [10] | Denoising | 288 | Variable | Real/Synthetic |
| S-MS [18] | Multiple | 240 | 1001 x 330 | Synthetic |
| Tobacco 800 [29] | Denoising | 1290 | (1200x1600) - (2500x3200) | Real |
| DIBCO'17 | Binarization | 10 | (1050x608) - (2092x951) | Real |
| H-DIBCO'17 | Binarization | 10 | (351x292) - (2439x1229) | Real |
| SmartDoc-QA [39] | Deblurring | 4260 | - | Real |
| Blurry document images [20] | Deblurring | 3M train/35K validation | 300 x 300 | Synthetic |

Table 2: Specifications of the datasets used for different document image enhancement tasks.


- **NoisyOffice [10]:** Real Noisy Office contains 72 grayscale images of scanned 'noisy' images and the Simulated Noisy Office contains 72 grayscale images of scanned 'simulated noisy' images for training, validation and test. The images in this dataset contain various styles of text, to which synthetic noise has been added to simulate real-world, messy artifacts.
- **S-MS: Synchromedia Multispectral Ancient document [18]:** Multi-spectral (MS) imaging represents an innovative and non-destructive technique for the analysis of materials such as ancient documents. They collected a Multispectral image database of ancient handwritten letters. This database consists of multispectral images of 30 real historical handwritten letters. These extremely old documents were all written by iron gall ink and date from the 17th to the 20th century. Original documents were borrowed from Quebec's national library and have been imaged using a CROMA CX MSI camera. Through this process, they produced 8 images for each document resulting in total of 240 images of real documents, calibrated (illumination) and registered.
- **Tobacco 800 [29]:** This is a publicly available subset of 42 million pages of documents that are scanned with various equipment. It contains real-world documents and unlike most of the publicly available signature datasets, it contains different types of noise and artifact, such as stamps, handwritten texts, and ruling lines, on the signatures. Resolutions of documents in Tobacco800 vary significantly from 150 to 300 DPI and the resolution of the document images vary from 1200 by 1600 to 2500 by 3200 pixels.
- **DIBCO and H-DIBCO:** These datasets were introduced for the Document Image Binarization Contest since 2009. There is DIBCO 2009 [13], H-DIBCO 2010 [44], DIBCO 2011 [45], H-DIBCO 2012 [46], DIBCO 2013 [47], H-DIBCO 2014 [41], H-DIBCO 2016 [49] DIBCO 2017 [50], H-DIBCO 2014 [41], H-DIBCO 2018 [48]. DIBCO datasets contain both printed and handwritten document images mainly for binarization task.
- **SmartDoc-QA [39]:** This is a dataset for quality assessment of smartphone captured document images containing both single and multiple distortions. This dataset is created using smartphone's camera captured document images, under varying capture conditions for instance light, shadow, different types of blur and perspective angles. SmartDoc-QA is categorized in three subsets of documents: contemporary documents, old administrative documents and shop's receipts.
- **Blurry document images [20]:** The training data contains 3M train and 35k validation 300x300px image patches. Each patch is extracted from a different document page and each blur kernel used is unique.



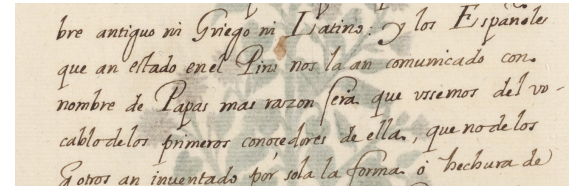
(a) Sample image from Bickley Diary Dataset



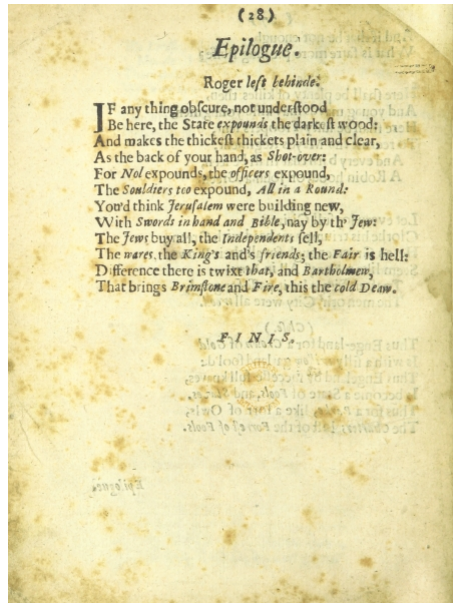
(b) Sample image from BMVC Dataset




(c) Sample image from S-MS Dataset



(d) Sample image from H-DIBCO Dataset




(e) Sample image from DIBCO Dataset

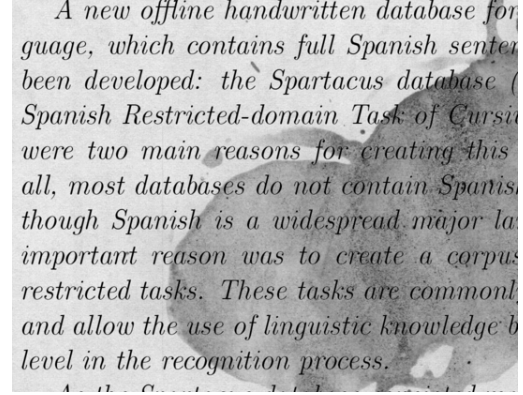


(f) Sample image from SmartDoc-QA Dataset

Figure 3: Sample images from datasets for document image enhancements tasks.



(g) Sample image from Tobacco Dataset



(h) Sample image from Noisy Office Dataset

Figure 3: Sample images from datasets for document image enhancements tasks.

4 Metrics

In this section, we describe the evaluations metrics that are used in the literature for different document image enhancement tasks.

- **Peak signal-to-noise ratio (PSNR):** This metric is referenced-based and provides a pixel-wise evaluation and is capable of indicating the effectiveness of document enhancement methods in terms of visual quality. It measures the ratio between the maximum possible value of a signal and the power of distorting noise that affects the quality of its representation. In other words it measures the closeness of two images. The higher the value of PSNR, the higher the similarity of the two images. MAX is the maximum possible pixel value of the image. When the pixels are represented using 8 bits per sample, this is 255. Given two MxN images, this metric would be formulated as (equation 2):

$$PSNR = 10 \log \left(\frac{MAX^2}{MSE} \right) \quad (2)$$

where

$$MSE = \frac{\sum_{x=1}^M \sum_{y=1}^N (I(x, y) - I'(x, y))^2}{MN} \quad (3)$$

- **Structural Similarity Index (SSIM) [66]:** It is a perceptual metric for measuring the structural similarity between two images. SSIM is a perceptual metric that quantifies image quality degradation. It is a reference-based metric that requires two images from the same image, a reference image and a processed image. SSIM actually measures the perceptual difference between two similar images. SSIM metric extracts 3 key features from an image: Luminance, Contrast, Structure. The comparison between the two images is performed on the basis of these 3 features.
- **Character Error Rate (CER):** Character Error Rate is computed based on the Levenshtein distance. It is the minimum number of character-level operations required to transform the ground truth or reference text into the OCR output text. Here's the CER formula (equation 4):

$$CER = \frac{S + D + I}{N} \quad (4)$$

where S is the number of Substitutions, D is the number of Deletions, I is the number of Insertions, and N is the number of characters in reference or ground truth text.

CER represents the percentage of characters in the reference text that was incorrectly predicted or mis-recognized in the OCR output. The lower the *CER* value the better the performance of the OCR model. *CER* can be normalized to ensure that it won't fall out of the 0-100 range due to too many insertions. In normalized *CER* C is the number of correct recognition. Normalized *CER* is formulated as (equation 5):

$$CER_{normalized} = \frac{S + D + I}{S + D + I + C} \quad (5)$$

- **Word Error Rate (WER):** Word Error Rate can be more applicable for evaluating the OCR performance on paragraphs and sentences of words with meaning than *CER*. *WER* is formulated as (equation 6):

$$WER = \frac{S_w + D_w + I_w}{N} \quad (6)$$

WER is computed similar to *CER*, but *WER* operates at the word level. It represents the number of word substitutions, deletions, or insertions needed to transform one sentence into another.

- **F-measure [47]:** The F-measure score is the harmonic mean of the precision and recall. Precision is known as positive predictive value, and recall is known as sensitivity in diagnostic binary classification. F-measure is formulated as (equation 7):

$$FM = \frac{2 \times Recall \times Precision}{Recall + Precision} \quad (7)$$

where

$$Recall = \frac{TP}{TP + FN} \quad (8)$$

$$Precision = \frac{TP}{TP + FP} \quad (9)$$

TP, *FP*, *FN* denote the True Positive, False Positive and False Negative values, respectively.

- **Pseudo-FMeasure (F_{ps}) [47]:** F_{ps} is introduced in [40] and it uses pseudo-Recall R_{ps} and pseudo-Precision P_{ps} . It follows the same formula as F-Measure and is particularly used for binarization task.

In the case of pseudo-Recall, the weights of the *GT* foreground are normalized according to the local stroke width. Generally, those weights are delimited between [0,1]. In the case of pseudo-Precision, the weights are constrained within an area that expands to the *GT* background taking into account the stroke width of the nearest *GT* component. Inside this area, the weights are greater than one (generally delimited between (1,2]) while outside this area they are equal to one. It is worth to mention that pseudo FMeasure F_{ps} is different from the pseudo-FMeasure $p - FM$ used in H-DIBCO 2010 [44] and H-DIBCO 2012 [46].

- **Distance Reciprocal Distortion Metric (DRD) [47]:** DRD is used to measure the visual distortion in binary document images [36]. It properly correlates with the human visual perception and it measures the distortion for all the *S* flipped pixels as follows(equation 10):

$$DRD = \frac{\sum_{k=1}^S DRD_k}{NUBN} \quad (10)$$

where *NUBN* is the number of the non-uniform (not all black or white pixels) 8x8 blocks in the *GT* image, and DRD_k is the distortion of the *k*th flipped pixel that is calculated using a 5x5 normalized weight matrix W_{Nm} as defined in [36]. DRD_k equals to the weighted sum of the pixels in the 5x5 block of the *GT* that differ from the centered *k*th flipped pixel at (x, y) in the binarization result image(equation 11).

$$DRD_k = \sum_{i=-2}^2 \sum_{j=-2}^2 |GT_k(i, j) - B_k(x, y)| \times W_{Nm}(i, j) \quad (11)$$

5 Document Image Enhancement Methods

In this section, we describe the main deep learning based methods for document image enhancement and discuss their features, challenges, and limitations. Table 3 summarizes the advantages, disadvantages, and results of these methods. Below, we describe these methods in more details.

The method introduced in [20] is proposed for document image deblurring problem. The authors proposed a 15-layer convolutional neural network model to deblur images without assuming any priors for instance any specific blur or noise models. Different types of blur that they focused on are a combination of realistic defocus blur and camera shake blur. They demonstrated that the proposed network significantly outperform existing blind deconvolution methods, including those optimized for text, both in terms of image quality and OCR accuracy.

In another document image deblurring work [67], the authors presented an algorithm to directly restore a high-resolution de-blurred image from a blurry low-resolution input. Other deblurring methods such as Hradis et al. [20] cannot be easily extended for joint super-resolution and deblurring. This work focuses on blurry face and blurry document images distributions and a multi-class GAN model was developed to learn a category-specific prior and process multi-class image restoration tasks, using a single generator network. The authors employed a deep CNN architecture proposed by Hradis et al. [20] in an adversarial setting. Unlike Hradis et al., in this work the generator network contains upsampling layers, which are fractionally-strided convolutional layers aka deconvolution layers. The generator first upsamples low-resolution blurry images, and then performs convolutions to generate clear images thus the output would be both super-resolved and deblurred. Since their model has a discriminator network in addition to the generator network, it is more complex and has more parameters compared to [20].

The visual quality of the generated images were evaluated in terms of PSNR and SSIM but the deblurred document images were not evaluated in terms of OCR performance and no CER/WER is reported.

One limitation of this work is that since the model is trained on multi-class images, it is essentially designed to approximate the mixture distribution of these two classes of images and when this mixture distribution becomes too complex, it is difficult to learn a unified model to cover the diversity of all image classes. Therefore, this method is less effective for generic images.

This work [42] focuses on single image super-resolution and showed that the OCR accuracy drops significantly when the spatial resolution of document images decreases. The goal of this paper is to generate a high resolution document image, given a single low resolution binary image. The authors designed a Convolution Neural Network to learn the mapping between low and the corresponding high resolution images. They built an end-to-end framework for document image super-resolution and achieved a PSNR improvement of about 4 dB on 75 dpi Tamil images, resulting in a 3% improvement of WER of the OCR. They also state that their method is faster than the recent sparse based natural image super-resolution technique, therefore it can be a suitable solution for real-time document recognition applications.

In this work [61] the authors focused on the degraded historical manuscript images binarization, and formulated binarization as a pixel classification learning task. They developed a Fully Convolutional Network (FCN) architecture that operates at multiple image scales, including full resolution. The authors claimed that the proposed binarization technique can also be applied to different domains such as Palm Leaf Manuscripts with good performance.

Zhao et. al. [68] investigated the denoising and deblurring problems and proposed a method for document image restoration called Skip-Connected Deep Convolutional Autoencoder (SCDCA) which is based on residual learning.

They employed two types of skip connections, identity mapping between convolution layers inspired by residual blocks, and another is defined to connect the input to the output directly. These connections assist the network to learn the residual content between the noisy and clean images instead of learning an ordinary transformation function. The proposed network was inspired by [20] which is a 15-layer CNN. Compared to [20] the authors added batch normalization [21] and skip-connections [17] to accelerate the model convergence of the model and boost the performance.

In this work [55], the authors cast the image restoration problem as an image-to-image translation task i.e, translating a document from noisy domain (i.e., background noise, blurred, faded, watermarked) to a target clean document using GAN approach. To do so, they employed CycleGAN model which is an unpaired image-to-image translation network, for cleaning the noisy documents. They also synthetically created a document dataset for watermark removal and defading problems by inserting logos as watermarks and applying fading techniques on Google News dataset [62] of documents.

In this work [12] the authors proposed an end-to-end document enhancement pipeline which takes in blurry and watermarked document images and produces clean documents. They trained an auto-encoder model that works on different noise levels of documents.

In this study, they have adopted the neural network architecture described in [37] called REDNET and designed a REDNET with 15 convolutional layers and 15 deconvolutional layers, including 8 symmetric skip connections between alternate convolutional layers and the mirrored deconvolutional layers. The advantage of this method compared to fully convolutional network is that pooling and un-pooling, which tend to eliminate image details, is avoided for low-level

| Methods | Advantages | Disadvantages | Results |
|----------------------|--|---|---|
| Gangeh et al. [11] | <ul style="list-style-type: none"> - Handles multiple noises including salt and pepper noise, faded, blurred, and watermarked documents in an end-to-end manner. - It does not rely on paired document images. | <ul style="list-style-type: none"> - Computationally complex. | <ul style="list-style-type: none"> - Method has best results in terms of PSNR and OCR as compared to previous three methods. |
| Zhao et al. [68] | <ul style="list-style-type: none"> - Method is fast and easy to implement. | <ul style="list-style-type: none"> - Inadequate qualitative and qualitative results. | <ul style="list-style-type: none"> - Marginal PSNR improvement. |
| Sharma et al. [55] | <ul style="list-style-type: none"> - Adaptable for both paired and unpaired supervision scenarios. | <ul style="list-style-type: none"> - | <ul style="list-style-type: none"> - Marginal improvement in terms of PSNR. |
| Lin et al. [33] | <ul style="list-style-type: none"> - First deep learning-based approach for shadow removal. - It works on both gray-scale and RGB images. | <ul style="list-style-type: none"> - Computationally complex. - It does not work well on images with complex background and layouts. - It works well on partially shadowed documents only. | <ul style="list-style-type: none"> - It achieves the best results in terms of PSNR/SSIM compared to four previous work when evaluated on five different datasets. - It also generalizes relatively well on real-world images. |
| Souibgui et al. [56] | <ul style="list-style-type: none"> - Flexible architecture could be used for other document degradation problems. - First work on dense watermark and stamp removal problems. - Generalize well on real-world images. - Pre-trained models are publicly available. | <ul style="list-style-type: none"> - Computationally complex. - It needs a threshold to be pre-determined and needs to be tuned per image which makes this method less practical. | <p>Binarization: Achieves best results in terms of PSNR, $F_{measure}$, F_{ps} and DRD compared to top five competitors.</p> <p>Watermark: Achieves best results in terms of PSNR/SSIM compared to three previous work.</p> <p>Deblur: Achieves best results in terms of PSNR compared to two previous work.</p> |
| Gangeh et al. [12] | <ul style="list-style-type: none"> - Works on both gray-scale and RGB watermarks. - Works on blurry images with various intensity. | <ul style="list-style-type: none"> - Inadequate quantitative evaluation and comparison with previous work. | <ul style="list-style-type: none"> - Effectively removes watermark and blur. - Improved OCR on a small test set of nine images. |
| Hradiš et al. [20] | <ul style="list-style-type: none"> - Small and computationally efficient network. - Can be used on mobile devices. | <ul style="list-style-type: none"> - Adds ringing artifacts in some situations. - Does not work well on uncommon words when the image is severely blurred. | <ul style="list-style-type: none"> - Outperforms other methods in terms of PSNR and Character Error Rate compared to previous four work. |
| Xu et al. [67] | <ul style="list-style-type: none"> - Computationally efficient network. - It deblurs and super-resolves simultaneously. | <ul style="list-style-type: none"> - Does not generalize well for generic images. - OCR performance evaluation is ignored and only visual quality of the documents are evaluated. | <ul style="list-style-type: none"> - Performs favorably against previous work on both synthetic and real-world datasets. |
| Souibgui et al. [57] | <ul style="list-style-type: none"> - It handles multiple camera distortions. - It incorporates a text recognizer for generating more legible images. | <ul style="list-style-type: none"> - Model only processed and trained on single lines and can not handle full pages. | <ul style="list-style-type: none"> - Achieves best results in terms of Character Error Rate and second best in terms of PSNR/SSIM compared to previous three work. |

Table 3: Comparison of document image enhancement methods.

image task such as image restoration, this results in higher resolution outputs. The key differences of this work from [68] is the use of larger dataset and training a blind model.

In [31] the authors proposed a novel learning method to rectify document images with various distortion types. As opposed to previous learning-based methods, their approach first learns the distortion of the input image patches rather than the entire image. In order to stitch the patch results into the rectified document they presented a technique by processing in the gradient domain. Additionally, they introduced a second network to correct the uneven illumination to further improve the legibility and OCR accuracy. Due to the less complex distortion present on the smaller image patches, their patch-based approach followed by stitching and illumination correction can significantly improve the overall accuracy on both synthetic and real datasets.

In this work [62] the authors developed convolutional auto-encoders to learn an end-to-end map from an input image to its selectional output, in which the activations indicate the likelihood of pixels to be either foreground or background. Once trained, this model can be applied to documents to be binarized and then a global threshold will be applied. This approach has proven to outperform existing binarization strategies in a number of document types.

In DE-GAN [56] paper, the authors proposed an end-to-end framework called Document Enhancement Generative Adversarial Networks. This network is based on conditional GANs, cGANs, network to restore severely degraded document images. The tasks that are studied in this paper are document clean up, binarization, deblurring and watermark removal. Due to unavailability of a dataset for the watermark removal task, the authors synthetically created a watermark dataset including the watermarked images and their clean ground truth.

In this paper [33] the authors proposed the Background Estimation Document Shadow Removal Network (BEDSR-Net) which is the first deep network designed for document image shadow removal. They designed a background estimation module for extracting the global background color of the document. During the process of estimating the background color, this module learns information about the spatial distribution of background and also the non-background pixels. They created an attention map through encoding this information. Having estimated the global background color and the attention map, the shadow removal network can now effectively recover the shadow-free document image.

BEDSR-Net can fail in some situations including when there is no single dominant color, such as a paper entirely with a color gradient and another case is when the document is entirely shadowed, or multiple shadows were formed by multiple light sources.

In another work [43] an end-to-end neural network for super resolving document images is proposed. The image generator is comprised of an encoder and a decoder, that are connected by the proposed attention layers. Regarding the training process, a two-phase training is performed. The first step is the supervised training; they designed a M-SSIM loss function to effectively improve the performance of SR in terms of OCR accuracy. In the second training phase, a combination of LS-GAN and Ra-GAN is employed. This approach achieved the best/lowest CER compared to other SR SOTA methods [9, 28] and BiCubic method.

In another work [57] the authors focused on documents that are digitized using smart phone's cameras. They stated that these types of digitized documents are highly vulnerable to capturing various distortions including but not limited to perspective angle, shadow, blur, warping, etc. The authors proposed a conditional generative adversarial network that maps the distorted images from its domain into a readable domain. This model integrates a recognizer in the discriminator part for better distinguishing the generated document images.

In another study [11], an end-to-end unsupervised deep learning model to remove multiple types of noise, including salt & pepper noise, blurred and/or faded text, and watermarks from documents was proposed. In particular they proposed a unified architecture by integrating deep mixture of experts [64] with a cycle-consistent GAN as the base network for document image blind denoising problem.

In this work [8], document image cleanup problem on embedded applications such as smartphone apps, which usually have memory, energy, and latency limitations are targeted. They proposed a light-weight encoder-decoder CNN architecture, incorporated with perceptual loss. They proved that in terms of the number of parameters and product-sum operations, their models are 65-1030 and 3-27 times, respectively, smaller than existing SOTA document enhancement models.

In this work [22], the authors focused on enhancing handwritten documents and proposed an end-to-end GAN-based architecture to recover the degraded documents. Unlike most document binarization methods, which only attempt to improve the visual quality of the degraded document, the proposed architecture integrates a handwritten text recognizer that promotes the generated document image to be also more legible. The authors stated that, their approach is the first work to use the text information while binarizing handwritten documents.

They performed experiments on degraded Arabic and Latin handwritten documents and showed that their model improves both the visual quality and the legibility of the degraded document images.

In this work [30], the authors proposed a document binarization method called SauvolaNet. They investigated the classic Sauvola [53] document binarization method from the deep learning perspective and proposed a multi-window Sauvola model. They also introduced an attention mechanism to automatically estimate the required Sauvola window sizes for each pixel location therefore could effectively estimate the Sauvola threshold.

The proposed network has three modules, Multi-Window Sauvola, Pixelwise Window Attention, and Adaptive Sauvola Threshold. The Multi-Window Sauvola module reflects the classic Sauvola but with trainable parameters and multi-window settings. The next module which is Pixelwise Window Attention is in charge of estimating the preferred window sizes for each pixel. The other module, Adaptive Sauvola Threshold, combines the outputs from the other two modules and predicts the final adaptive threshold for each pixel. The SauvolaNet model significantly reduces the number of required network parameters and achieves SOTA performance for document binarization task.

6 Conclusion and Future Work

In this paper we reviewed deep learning-based methods for six different document image enhancement tasks, including binarization, deblurring, denoising, defading, watermark removal, and shadow removal. We also summarized datasets used for these tasks along with the metrics used to evaluate the performance of these methods. We discussed the features, challenges, and limitations of the methods for each task.

In this section, we present several directions for the future work as a result of our work. Document image enhancement tasks are far from solved and even some tasks are either not studied or studied in a very limited fashion. We discuss these future work below.

6.1 Overexposure and underexposure correction tasks

Overexposure problem occurs when too much light is captured while digitizing the document, mostly when the capturing device is a mobile phone and camera flash adds too much reflection to the image. This problem has received limited attention even in the image and photo enhancement domain [1, 4], and to the best of our knowledge no study has tried to address this problem for the document images. To address this issue with a deep learning based approach, training and testing datasets are required to be collected, as no public datasets are available that can be leveraged for this problem.

On the other hand, underexposure happens when the lighting condition is poor while digitizing the document and as a result the captured image becomes dark. This problem is different from shadow removal, as in shadowed document images can be partly/non-uniformly dark [33]. While low-light image enhancement problem received a lot of attention for photos [16, 23, 52, 63], it has not received much attention in document image enhancement [31]. One possible future work could be to evaluate the practicality of these methods over document images. Similar to overexposure correction task, developing deep learning based methods for this problem needs training/testing datasets, but such datasets are unavailable.

6.2 Defading task

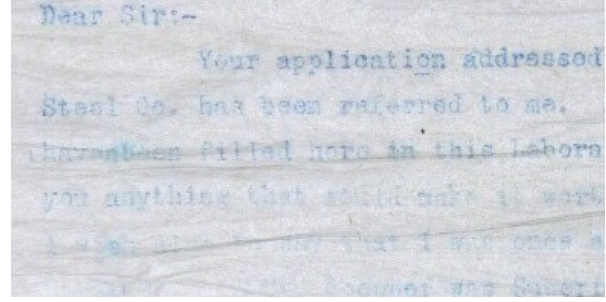
This task is yet another under-studied task, and current work only consider very lightly faded documents [11] (Fig. 4a), while in reality documents, *e.g.*, aged documents, could be severely faded (Fig. 4b). Heavily faded documents are very challenging for OCR and could considerably affect the performance of the OCR engine, while lightly faded documents are usually still legible and recognizable to OCR. In addition, to train deep learning models (for both lightly and severely faded documents) training datasets are required, but similar to previous task discussed above no such datasets are currently publicly available.

6.3 Super-resolution task

Very small texts in a document image are often hard to read and very challenging to character recognition methods. One way to tackle this issue is to resize the images, using interpolation for example, but such basic methods can introduce noise or exacerbate the noise/artifacts that the document might already have. To increase the resolution of the document images and recover as much details as possible we need super resolution methods. Through super-resolving these document images characters become more legible and it leads to OCR performance boost.

While image/photo super-resolution problem has received a great deal of attention [6, 9, 24, 25, 27, 28, 37, 59, 60, 65], this task has received little attention for the document images [42]. As a future work, we need to develop effective

17. The Lessee undertakes and guarantees to hand over vacant and peaceful possession of the said car parking spaces on the expiry of the term herein above mentioned or the extended period or earlier termination thereof without raising any objection thereto.
18. Any notice required to be given under these presents by either party shall be in writing and despatched by registered post to the address of the other party as hereinbefore stated unless the change of address is expressed/intimated in writing and communicated by the party concerned to the other.
19. All costs, charges and expenses including stamp duty, registration fees etc. in connection with these presents and any other document in pursuance hereof shall be borne and paid by the Lessee.



(a) Sample slightly faded image studied in the literature [11]. (b) Sample severely faded image not studied in the literature.

Figure 4: Lightly faded vs. severely faded images.

super-resolution methods specifically designed for documents image in order to improve OCR performance. To develop deep learning-based methods, training and testing datasets are needed, but again no public dataset is currently available for this task with low-resolution and high-resolution of document images.

6.4 Ghosting and bleed-through removal

Ghosting in documents occurs when the ink or text from the other side of the page can be seen, but ink does not completely come through to the other side. Bleed-through on the other hand, happens when the ink seeps in to the other side and interferes with the text on the front page. Both issues make character recognition very challenging, specially bleed-through. To remove bleed-through texts, binarization methods are usually employed which can partially remove them but these methods are usually not evaluated in terms of CER and mostly perform poorly in terms of OCR performance improvement. Therefore, more effective methods are required to be developed to both remove these artifacts, and, improve the OCR performance jointly.

6.5 OCR performance evaluation

One of the main purpose of document image enhancement is to enhance character recognition methods or OCR to facilitate automated document analysis. Currently there is no a document image test dataset with the extracted ground truth text so that could be utilized to evaluate document images enhancement methods in terms of OCR improvement. Current methods either ignore to evaluate their methods in terms of OCR, or show the OCR improvement only on a few images which is not sufficient to prove the practicality of their methods in the wild. This calls for a separate study to collect such dataset and benchmark current methods against this benchmark dataset.

References

- [1] AFIFI, M., DERPANIS, K. G., OMMER, B., AND BROWN, M. S. Learning to correct overexposed and underexposed photos. *arXiv preprint arXiv:2003.11596* 13 (2020).
- [2] ANVARI, Z., AND ATHITSOS, V. A pipeline for automated face dataset creation from unlabeled images. In *Proceedings of the 12th ACM International Conference on Pervasive Technologies Related to Assistive Environments* (2019), pp. 227–235.
- [3] ANVARI, Z., AND ATHITSOS, V. Enhanced cyclegan dehazing network. In *VISIGRAPP (4: VISAPP)* (2021), pp. 193–202.
- [4] CAI, J., GU, S., AND ZHANG, L. Learning a deep single image contrast enhancer from multi-exposure images. *IEEE Transactions on Image Processing* 27, 4 (2018), 2049–2062.
- [5] CHEN, X., HE, X., YANG, J., AND WU, Q. An effective document image deblurring algorithm. In *CVPR 2011* (2011), IEEE, pp. 369–376.
- [6] CHU, M., XIE, Y., LEAL-TAIXÉ, L., AND THUEREY, N. Temporally coherent gans for video super-resolution (tecogan). *arXiv preprint arXiv:1811.09393* 1, 2 (2018), 3.
- [7] DENG, F., WU, Z., LU, Z., AND BROWN, M. S. Binarizationshop: a user-assisted software suite for converting old documents to black-and-white. In *Proceedings of the 10th annual joint conference on Digital libraries* (2010), pp. 255–258.

- [8] DEY, S., AND JAWANPURIA, P. Light-weight document image cleanup using perceptual loss. *arXiv preprint arXiv:2105.09076* (2021).
- [9] DONG, C., LOY, C. C., HE, K., AND TANG, X. Image super-resolution using deep convolutional networks. *IEEE transactions on pattern analysis and machine intelligence* 38, 2 (2015), 295–307.
- [10] DUA, D., AND GRAFF, C. UCI machine learning repository, 2017.
- [11] GANGEH, M. J., PLATA, M., MOTAHARI, H., AND DUFFY, N. P. End-to-end unsupervised document image blind denoising. *arXiv preprint arXiv:2105.09437* (2021).
- [12] GANGEH, M. J., TIYYAGURA, S. R., DASARATHA, S. V., MOTAHARI, H., AND DUFFY, N. P. Document enhancement system using auto-encoders. In *Workshop on Document Intelligence at NeurIPS 2019* (2019).
- [13] GATOS, B., NTIROGIANNIS, K., AND PRATIKAKIS, I. Icdar 2009 document image binarization contest (dibco 2009). In *2009 10th International conference on document analysis and recognition* (2009), IEEE, pp. 1375–1382.
- [14] GU, S., ZUO, W., GUO, S., CHEN, Y., CHEN, C., AND ZHANG, L. Learning dynamic guidance for depth image enhancement. In *Proceedings of the IEEE conference on computer vision and pattern recognition* (2017), pp. 3769–3778.
- [15] GUO, C., LI, C., GUO, J., LOY, C. C., HOU, J., KWONG, S., AND CONG, R. Zero-reference deep curve estimation for low-light image enhancement. In *Proceedings of the IEEE/CVF Conference on Computer Vision and Pattern Recognition* (2020), pp. 1780–1789.
- [16] GUO, X., LI, Y., AND LING, H. Lime: Low-light image enhancement via illumination map estimation. *IEEE Transactions on image processing* 26, 2 (2016), 982–993.
- [17] HE, K., ZHANG, X., REN, S., AND SUN, J. Deep residual learning for image recognition. In *Proceedings of the IEEE conference on computer vision and pattern recognition* (2016), pp. 770–778.
- [18] HEDJAM, R., AND CHERIET, M. Historical document image restoration using multispectral imaging system. *Pattern Recognition* 46, 8 (2013), 2297–2312.
- [19] HOWE, N. R. Document binarization with automatic parameter tuning. *International journal on document analysis and recognition (ijdar)* 16, 3 (2013), 247–258.
- [20] HRADIŠ, M., KOTERA, J., ZEMCIK, P., AND ŠROUBEK, F. Convolutional neural networks for direct text deblurring. In *Proceedings of BMVC* (2015), vol. 10.
- [21] IOFFE, S., AND SZEGEDY, C. Batch normalization: Accelerating deep network training by reducing internal covariate shift. In *International conference on machine learning* (2015), PMLR, pp. 448–456.
- [22] JEMNI, S. K., SOUIBGUI, M. A., KESSENTINI, Y., AND FORNÉS, A. Enhance to read better: An improved generative adversarial network for handwritten document image enhancement. *arXiv preprint arXiv:2105.12710* (2021).
- [23] JIANG, Y., GONG, X., LIU, D., CHENG, Y., FANG, C., SHEN, X., YANG, J., ZHOU, P., AND WANG, Z. Enlightengan: Deep light enhancement without paired supervision. *IEEE Transactions on Image Processing* 30 (2021), 2340–2349.
- [24] JO, Y., OH, S. W., KANG, J., AND KIM, S. J. Deep video super-resolution network using dynamic upsampling filters without explicit motion compensation. In *Proceedings of the IEEE conference on computer vision and pattern recognition* (2018), pp. 3224–3232.
- [25] KIM, J., LEE, J. K., AND LEE, K. M. Deeply-recursive convolutional network for image super-resolution. In *Proceedings of the IEEE conference on computer vision and pattern recognition* (2016), pp. 1637–1645.
- [26] KLIGLER, N., KATZ, S., AND TAL, A. Document enhancement using visibility detection. In *Proceedings of the IEEE Conference on Computer Vision and Pattern Recognition* (2018), pp. 2374–2382.
- [27] LAI, W.-S., HUANG, J.-B., AHUJA, N., AND YANG, M.-H. Deep laplacian pyramid networks for fast and accurate super-resolution. In *Proceedings of the IEEE conference on computer vision and pattern recognition* (2017), pp. 624–632.
- [28] LEDIG, C., THEIS, L., HUSZÁR, F., CABALLERO, J., CUNNINGHAM, A., ACOSTA, A., AITKEN, A., TEJANI, A., TOTZ, J., WANG, Z., ET AL. Photo-realistic single image super-resolution using a generative adversarial network. In *Proceedings of the IEEE conference on computer vision and pattern recognition* (2017), pp. 4681–4690.
- [29] LEWIS, D., AGAM, G., ARGAMON, S., FRIEDER, O., GROSSMAN, D., AND HEARD, J. Building a test collection for complex document information processing. In *Proceedings of the 29th annual international ACM SIGIR conference on Research and development in information retrieval* (2006), pp. 665–666.

- [30] LI, D., WU, Y., AND ZHOU, Y. Sauvolanet: Learning adaptive sauvola network for degraded document binarization. *arXiv preprint arXiv:2105.05521* (2021).
- [31] LI, X., ZHANG, B., LIAO, J., AND SANDER, P. V. Document rectification and illumination correction using a patch-based cnn. *ACM Transactions on Graphics (TOG)* 38, 6 (2019), 1–11.
- [32] LIN, W.-A., CHEN, J.-C., CASTILLO, C. D., AND CHELLAPPA, R. Deep density clustering of unconstrained faces. In *Proceedings of the IEEE Conference on Computer Vision and Pattern Recognition* (2018), pp. 8128–8137.
- [33] LIN, Y.-H., CHEN, W.-C., AND CHUANG, Y.-Y. Bedsr-net: A deep shadow removal network from a single document image. In *Proceedings of the IEEE/CVF Conference on Computer Vision and Pattern Recognition* (2020), pp. 12905–12914.
- [34] LIU, W., ANGUELOV, D., ERHAN, D., SZEGEDY, C., REED, S., FU, C.-Y., AND BERG, A. C. Ssd: Single shot multibox detector. In *European conference on computer vision* (2016), Springer, pp. 21–37.
- [35] LONG, J., SHELHAMER, E., AND DARRELL, T. Fully convolutional networks for semantic segmentation. In *Proceedings of the IEEE conference on computer vision and pattern recognition* (2015), pp. 3431–3440.
- [36] LU, H., KOT, A. C., AND SHI, Y. Q. Distance-reciprocal distortion measure for binary document images. *IEEE Signal Processing Letters* 11, 2 (2004), 228–231.
- [37] MAO, X., SHEN, C., AND YANG, Y.-B. Image restoration using very deep convolutional encoder-decoder networks with symmetric skip connections. *Advances in neural information processing systems* 29 (2016), 2802–2810.
- [38] MESQUITA, R. G., MELLO, C. A., AND ALMEIDA, L. A new thresholding algorithm for document images based on the perception of objects by distance. *Integrated Computer-Aided Engineering* 21, 2 (2014), 133–146.
- [39] NAYEF, N., LUQMAN, M. M., PRUM, S., ESKENAZI, S., CHAZALON, J., AND OGIER, J.-M. Smartdoc-qa: A dataset for quality assessment of smartphone captured document images-single and multiple distortions. In *2015 13th International Conference on Document Analysis and Recognition (ICDAR)* (2015), IEEE, pp. 1231–1235.
- [40] NTIROGIANNIS, K., GATOS, B., AND PRATIKAKIS, I. Performance evaluation methodology for historical document image binarization. *IEEE Transactions on Image Processing* 22, 2 (2012), 595–609.
- [41] NTIROGIANNIS, K., GATOS, B., AND PRATIKAKIS, I. Icfhr2014 competition on handwritten document image binarization (h-dibco 2014). In *2014 14th International conference on frontiers in handwriting recognition* (2014), IEEE, pp. 809–813.
- [42] PANDEY, R. K., AND RAMAKRISHNAN, A. Language independent single document image super-resolution using cnn for improved recognition. *arXiv preprint arXiv:1701.08835* (2017).
- [43] PENG, X., AND WANG, C. Building super-resolution image generator for ocr accuracy improvement. In *International Workshop on Document Analysis Systems* (2020), Springer, pp. 145–160.
- [44] PRATIKAKIS, I., GATOS, B., AND NTIROGIANNIS, K. H-dibco 2010-handwritten document image binarization competition. In *2010 12th International Conference on Frontiers in Handwriting Recognition* (2010), IEEE, pp. 727–732.
- [45] PRATIKAKIS, I., GATOS, B., AND NTIROGIANNIS, K. Icdar 2011 document image binarization contest (dibco 2011). In *2011 International Conference on Document Analysis and Recognition* (2011), pp. 1506–1510.
- [46] PRATIKAKIS, I., GATOS, B., AND NTIROGIANNIS, K. Icfhr 2012 competition on handwritten document image binarization (h-dibco 2012). In *2012 international conference on frontiers in handwriting recognition* (2012), IEEE, pp. 817–822.
- [47] PRATIKAKIS, I., GATOS, B., AND NTIROGIANNIS, K. Icdar 2013 document image binarization contest (dibco 2013). In *2013 12th International Conference on Document Analysis and Recognition* (2013), IEEE, pp. 1471–1476.
- [48] PRATIKAKIS, I., ZAGORI, K., KADDAS, P., AND GATOS, B. Icfhr 2018 competition on handwritten document image binarization (h-dibco 2018). In *2018 16th International Conference on Frontiers in Handwriting Recognition (ICFHR)* (2018), pp. 489–493.
- [49] PRATIKAKIS, I., ZAGORIS, K., BARLAS, G., AND GATOS, B. Icfhr2016 handwritten document image binarization contest (h-dibco 2016). In *2016 15th International Conference on Frontiers in Handwriting Recognition (ICFHR)* (2016), IEEE, pp. 619–623.
- [50] PRATIKAKIS, I., ZAGORIS, K., BARLAS, G., AND GATOS, B. Icdar2017 competition on document image binarization (dibco 2017). In *2017 14th IAPR International Conference on Document Analysis and Recognition (ICDAR)* (2017), vol. 1, IEEE, pp. 1395–1403.

- [51] REDMON, J., DIVVALA, S., GIRSHICK, R., AND FARHADI, A. You only look once: Unified, real-time object detection. In *Proceedings of the IEEE conference on computer vision and pattern recognition* (2016), pp. 779–788.
- [52] REN, W., LIU, S., MA, L., XU, Q., XU, X., CAO, X., DU, J., AND YANG, M.-H. Low-light image enhancement via a deep hybrid network. *IEEE Transactions on Image Processing* 28, 9 (2019), 4364–4375.
- [53] SAUVOLA, J., AND PIETIKÄINEN, M. Adaptive document image binarization. *Pattern recognition* 33, 2 (2000), 225–236.
- [54] SCHROFF, F., KALENICHENKO, D., AND PHILBIN, J. Facenet: A unified embedding for face recognition and clustering. In *Proceedings of the IEEE conference on computer vision and pattern recognition* (2015), pp. 815–823.
- [55] SHARMA, M., VERMA, A., AND VIG, L. Learning to clean: A gan perspective. In *Asian Conference on Computer Vision* (2018), Springer, pp. 174–185.
- [56] SOUIBGUI, M. A., AND KESSENTINI, Y. De-gan: A conditional generative adversarial network for document enhancement. *IEEE Transactions on Pattern Analysis and Machine Intelligence* (2020).
- [57] SOUIBGUI, M. A., KESSENTINI, Y., AND FORNÉS, A. A conditional gan based approach for distorted camera captured documents recovery. *Pattern Recognition and Artificial Intelligence* 1322 (2021), 215.
- [58] SU, B., LU, S., AND TAN, C. L. Robust document image binarization technique for degraded document images. *IEEE transactions on image processing* 22, 4 (2012), 1408–1417.
- [59] TAI, Y., YANG, J., AND LIU, X. Image super-resolution via deep recursive residual network. In *Proceedings of the IEEE conference on computer vision and pattern recognition* (2017), pp. 3147–3155.
- [60] TAO, X., GAO, H., LIAO, R., WANG, J., AND JIA, J. Detail-revealing deep video super-resolution. In *Proceedings of the IEEE International Conference on Computer Vision* (2017), pp. 4472–4480.
- [61] TENSMEYER, C., AND MARTINEZ, T. Document image binarization with fully convolutional neural networks. In *2017 14th IAPR international conference on document analysis and recognition (ICDAR)* (2017), vol. 1, IEEE, pp. 99–104.
- [62] TRANSLATION, S. M. Sixth workshop on statistical machine translation.
- [63] WANG, R., ZHANG, Q., FU, C.-W., SHEN, X., ZHENG, W.-S., AND JIA, J. Underexposed photo enhancement using deep illumination estimation. In *Proceedings of the IEEE/CVF Conference on Computer Vision and Pattern Recognition* (2019), pp. 6849–6857.
- [64] WANG, X., YU, F., DUNLAP, L., MA, Y.-A., WANG, R., MIRHOSEINI, A., DARRELL, T., AND GONZALEZ, J. E. Deep mixture of experts via shallow embedding. In *Uncertainty in Artificial Intelligence* (2020), PMLR, pp. 552–562.
- [65] WANG, X., YU, K., WU, S., GU, J., LIU, Y., DONG, C., QIAO, Y., AND CHANGE LOY, C. Esrgan: Enhanced super-resolution generative adversarial networks. In *Proceedings of the European conference on computer vision (ECCV) workshops* (2018), pp. 0–0.
- [66] WANG, Z., BOVIK, A. C., SHEIKH, H. R., AND SIMONCELLI, E. P. Image quality assessment: from error visibility to structural similarity. *IEEE transactions on image processing* 13, 4 (2004), 600–612.
- [67] XU, X., SUN, D., PAN, J., ZHANG, Y., PFISTER, H., AND YANG, M.-H. Learning to super-resolve blurry face and text images. In *Proceedings of the IEEE international conference on computer vision* (2017), pp. 251–260.
- [68] ZHAO, G., LIU, J., JIANG, J., GUAN, H., AND WEN, J.-R. Skip-connected deep convolutional autoencoder for restoration of document images. In *2018 24th International Conference on Pattern Recognition (ICPR)* (2018), IEEE, pp. 2935–2940.