

VT-CLIP: Enhancing Vision-Language Models with Visual-guided Texts

Renrui Zhang* Longtian Qiu* Wei Zhang Ziyao Zeng
 Shanghai AI Laboratory ShanghaiTech University

zhangrenrui@pjlab.org.cn {qiult, zengzy}@shanghaitech.edu.cn

Abstract

Contrastive Vision-Language Pre-training (CLIP) has drawn increasing attention recently for its transferable visual representation learning. Supervised by large-scale image-text pairs, CLIP is able to align paired images and texts and thus conduct zero-shot recognition in open-vocabulary scenarios. However, there exists semantic gap between the specific application and generally pre-trained knowledge, which makes the matching sub-optimal on downstream tasks. In this paper, we propose VT-CLIP to enhance vision-language modeling via visual-guided texts. Specifically, we guide the text feature to adaptively explore informative regions on the image and aggregate the visual feature by cross-attention mechanism. In this way, the visual-guided text become more semantically correlated with the image, which greatly benefits the matching process. In few-shot settings, we evaluate our VT-CLIP on 11 well-known classification datasets and experiment extensive ablation studies to demonstrate the effectiveness of VT-CLIP. The code will be released soon.

1. Introduction

Traditional visual representation learning approach is to train vision models on image classification task, which is improved with large-scale high-quality datasets like [19] and well-designed architectures [12] [7]. However, there are two limitations of existing datasets, which is the lack of generality and expensive to scale since additional labeled data is needed to specify new visual concept that requires human annotation. Recently, contrastive vision-language pre-training models such as CLIP [31] and ALIGN [18] have emerged as a promising alternative, which trains on large-scale noisy image-text pairs datasets. The main approach is to maximizing the similarity of a pair of image and raw text in the embedding space. Through large-scale pre-training, vision-language models are allowed to learn

* indicates equal contribution.



Figure 1. **Attention maps from the cross attention module in VT-CLIP.** Where the text feature is generated by the sentence "a photo of airline.". During matching, the text feature focus more on the heater region of the image.

open-set visual concepts and can readily be transferred to downstream tasks. In particular, for zero-shot classification task, one can synthesize the classification weights by feeding natural language describing classes of interest to the text

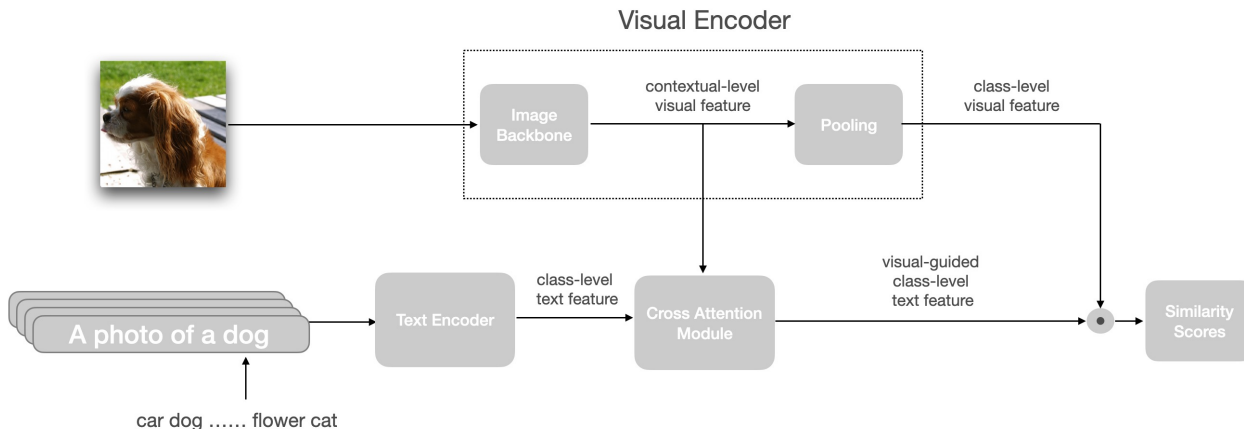


Figure 2. **Overview** of VT-CLIP where text encoder and visual encoder refers to the encoders in vision-language models like CLIP.

encoder, and compare them with image features produced by the image encoder.

CLIP learns an image encoder and a text encoder through pre-training. The image encoder contains two parts, a neural network backbone (ResNet and ViT) and an attention pooling layer or a projection layer. The backbone generates the contextual-level visual feature which is fed into the attention pool layer or a projection layer to generate the class-level feature. For image classification task, the final prediction is conducted by the class-level image feature and the class-level text feature which is generated directly by the text encoder.

Previous work on enhancing transfer learning ability for vision-language model focus on prompt tuning methods which learn suitable prompts for downstream tasks. Context Optimization (CoOp) [41] propose to learn soft prompts represented by continuous context vectors as alternative for hand-crafted prompts, which brings significant improvements on few-shot classification over both zero-shot CLIP and linear probe CLIP setting [31]. CoOp shows great potential of prompt tuning to leverage the abundant semantic information learned by large-scale vision-language model. However, the analysis of CoOp shows that sentences restored from the learned contexts are mostly not interpretable which is not consistent with the motivation of CoOp. CLIP-Adapter conduct feature adapters on either visual or language branch which further improve the performance through a simpler architecture. However, CLIP-Adapter’s feature adapters focus on finetune the single text or image branch without considering the interaction of text and image branch. Both of CoOp and CLIP-Adapter didn’t leverage the contextual-level visual feature in image encoder.

In this paper, we introduce a different approach for enhancing vision-language model with visual-guided texts in-

stead of prompt tuning. Different from CoOp that perform soft prompt optimization, we leverage contextual-level visual feature with cross-attention mechanism to guide the text feature to adaptively explore informative regions on the image and aggregate the visual feature. As the scale of pre-trained model increases in recent years, it would be expensive and inefficient to finetune the entire pre-trained model on downstream tasks which also leads to overfitting issue under insufficient scale of training data. The gap between the pre-training objective and downstream task objective also makes transfer learning on vision-language model a challenging task. Motivated by the significant improvement and limitation of CoOp and CLIP-Adapter, we introduce VT-CLIP, which only finetunes a small number of parameters instead of overall parameters of CLIP. VT-CLIP adopts a cross-attention module which leverage the contextual-level visual feature to guide the text feature such that the text feature become more semantically correlated with the image. To demonstrate the effectiveness of VT-CLIP, we benchmark on 11 datasets, which cover a diverse set of visual recognition tasks including classification on generic objects, scenes and actions, as well as fine-grained tasks like recognizing textures and satellite imageries. The results show that VT-CLIP outperforms CoOp and CLIP-Adapter under the same setting.

Contributions.

- We propose VT-CLIP that adaptively blend text feature with contextual-level visual feature by cross-attention mechanism to achieve efficient few shot transfer learning via fine-tuning.
- Compared with CoOp and CLIP-Adapter, VT-CLIP performs better on few-shot classification task while has a clearer motivation and simpler architecture, demonstrating that VT-CLIP is a stronger competitor of prompt tuning.

ing.

- We perform extensive analysis of VT-CLIP on the experimental results and model visualization to offer a comprehensive picture on how to enhance vision-language model. The code will be released soon.

2. Related works

Vision-Language Models. Recently, vision-Language Models shows great potential in learning generic visual representation with nature language supervision, which allowing zero-shot transfer ability for various downstream classification tasks. Early researches leverage object detection model to extract image feature to explore the interaction between text and image([34] [28] [9]). Inspired by the success of pre-train models [6], [4] [25] and SimVLM [37] use attention architecture further improve the performance of vision-language tasks. At present, the recent breakthrough in vision-language learning, particularly CLIP [31] and ALIGN [18] are driven by the noisy large-scale datasets available in the Internet, which is 400 million image-text pair for CLIP and 1.8 billion noisy image-text pairs for ALIGN. To finetune vision-Language Models on downstream tasks like few-shot classification task, CoOp [42] propose to learn soft prompts represented by continuous context vectors as alternative for hand-craft prompt while CLIP-Adapter propose to adopts an additional bottleneck layer to learn new features and performs residual style feature blending with the original pre-trained features. Though CoOp and CLIP-Adapter achieve significant performance in the perspective of prompt learning and feature adapters, our VT-CLIP explores the impact of instance-level visual feature on text feature with a cross-attention module.

Prompt Design. Prompt Learning are designed to better mine the knowledge from pre-trained models without finetuning the entire model, which generate a prompting template or function to bridge gap between the pre-training objective and downstream tasks [32] [20] [26] [40] [23] [11]. Prompt engineering is an important topic in prompt learning. Early research focus on designing hand-crafted prompts, which generate cloze-style prompts like “fill-in-the-blank” cloze tests and benefits a number of downstream tasks, such as sentiment analysis [20]. Recently, [26] [40] [23] introduce gradient-based approaches which optimize continuous vectors through forward and backward propagation in the word embedding space. The limitation of prompt Learning is that hand-crafted prompt requires specific domain knowledge while continuous prompt learning methods lack a clear way to visualize the prompt content learned by optimization. In this paper, we demonstrate guiding text feature with instance-level image feature through cross-attention module is an alternative for prompt learning on

large-scale vision-language models, which is more interpretable and simpler in architecture.

Attention Methods. Attention mechanism was first introduced by [35] in NLP for machine translation task. The basic module is self-attention layers composed by multi-head scaled dot-product attention and feed forward network which is vital for extracting characteristics of relationships between words at multiple levels. One of the main advantages of attention methods is their non-local computations and perfect global memory, which makes them more suitable than RNNs on dealing with sequential data [15] [16]. Recently, cross attention mechanism is designed to fuse inputs from different feature data in the embedding space which has been widely applied to various visual tasks, including object detection [2] [17] image captioning [39] [22] and image classification [14] [3] [27] which demonstrate the potential of cross attention mechanism. SMCA [10] proposed a Modulated Attention mechanism which can achieve fast-convergence on object detection. In this paper, we leverage the cross attention mechanism to highlight the important region of text feature with the characteristics from contextual-level visual feature which adaptively guide the text feature to become more semantically correlated with the image content.

3. Method

In this section, we introduce the architecture of VT-CLIP. In section 3.1, we revisit the zero-shot classification of CLIP. In section 3.2, we explain the detailed architecture of VT-CLIP. Here we choose CLIP with ResNet-50 visual backbone as default setting for convenient.

Zero-shot CLIP. Lets us first revisit the zero-shot classification of CLIP. The CLIP’s image encoder consist of ResNet and an Attention Pool layer while CLIP’s text encoder is a Transformer Encoder. Define the input image $I \in R^{H \times W \times 3}$ where H and W are the height and width of the image. The dataset consist of k categories donated by $\{C_1, \dots, C_k\}$. The prompt template proposed by [31] is donated as H . The class-level text and visual feature are generated as following:

$$V_i = ResNet(I) \quad (1)$$

$$V_c = AttentionPool(V_I) \quad (2)$$

$$T_c = Transformer([Tokenizer([H; C_i])) \quad (3)$$

Where V_i is an contextual-level feature from ResNet and C_i is the i^{th} category. By feeding V_i to Attention Pool, CLIP generate a class-level feature $V_c \in R^{1 \times d}$ which is used to compute the similarity with text features $T_c \in R^{k \times d}$ generated from k sentences describing the categories. d is

the dimension of class-level feature which is 1024 under current setting. The similarity score for each categories can be written as:

$$p_i = \frac{\exp(\langle T_c^i, V_c^T \rangle / \tau)}{\sum_{n=1}^k \exp(\langle T_c^n, V_c^T \rangle / \tau)} \quad (4)$$

Where the p_i is the similarity score for i^{th} category and T_c^i is the text feature of sentence describing i^{th} category. τ is a temperature parameter learned by CLIP and \langle, \rangle denotes cosine similarity. The final prediction for zero-shot classification is the category with maximum similarity score.

VT-CLIP. We present a different approach to enhance vision-language model instead of prompt learning. We leverage the contextual-level visual feature to guide the text feature to adaptively explore informative regions on the image. For cross attention module, we follows the standard architecture of the transformer introduced in [35], cross attention module consist of a self-attention layer, a co-attention layer and a feed forward network. In VT-CLIP, T_c is feed into the cross attention module as the input query while V_i is considered as input key and value. The process can be formulated as:

$$VT_c = CrossAttention(V_i, V_i, T_c) \quad (5)$$

Where *CrossAttention* is the multi-head cross attention module. Through training, the visual-guided class-level text feature VT_c becomes more semantically correlated with the image. After obtaining new text feature, we make the final prediction on category probability as following:

$$p_i = \frac{\exp(\langle VT_c^i, V_c^T \rangle / \tau)}{\sum_{n=1}^k \exp(\langle VT_c^n, V_c^T \rangle / \tau)} \quad (6)$$

To optimize the weights in cross attention module, the objective function for few-shot training is a cross-entropy loss defined as:

$$Loss(\theta) = -\frac{1}{N} \sum_{n=1}^N \sum_{i=1}^K q_i \log p_i \quad (7)$$

Where $q_i = 1$ if i equals to the ground-truth category label otherwise $q_i = 0$ and p_i is the predicted probability. θ is the collection of all learnable parameters in cross attention module.

4. Results

4.1. Few-Shot Learning

4.1.1 Training Settings

For fair comparison with CLIP [31], CLIP-Adapter [8] and CoOp(ref:coop), we select the 11 datasets used in CLIP, including ImageNet [19], Caltech101 [24], OxfordPets [36],

	ImageNet	DTD
VT-CLIP Prompt engineering	63.54	65.72
VT-CLIP Prompt ensemble	63.88	65.48

Table 1. **Prompt Ensemble** – Comparison between hand-crafted prompt "a photo of {CLASS}" for ImageNet and "{CLASS} texture." for DTD together with prompt ensemble of both datasets in VT-CLIP.

Heads	4	8	16	32
ImageNet(%)	63.85	63.88	63.78	63.35
DTD(%)	64.42	65.72	64.78	65.43

Table 2. **Number of Heads** – Experiments result of VT-CLIP with different number of heads in cross attention module.

StanfordCars [21], Flowers102 [30], Food101 [1], FGV-CAircraft [29], SUN397 [38], DTD [5], EuroSAT [13] and UCF101 [33]. We follow the few-shot evaluation protocol adopted in CLIP using 1, 2, 4, 8 and 16 shots for training respectively while test the model in full test set. We conduct all experiments on a single Nvidia RTX TITAN GPU.

We follow the We training hyperparameters as CoOp which is a batch size of 32 and a learning rate of 2×10^{-3} for all datasets. We use CLIP with ResNet-50 [12] as the visual backbone (visual encoder) provided by OpenAI. The layer for cross attention module is set to 1 and the number of heads is 8. Instead of using learnable continuous prompts in CoOp, we adopt the same hand-crafted prompt as CLIP. For specific-category datasets like DTD, we adopt a prompt template as "{CLASS} texture" which focus on describing texture material in the DTD dataset. For generic-category datasets like ImageNet, we adopt prompt ensemble where 7 prompt templates describing different datasets, including "itap of a {CLASS}. a bad photo of the {CLASS}. a origami {CLASS}. a photo of the large {CLASS}. a {CLASS} in a video game. art of the {CLASS}. a photo of the small {CLASS}.", are averaged to generate the prompt ensemble.

4.1.2 Baseline Model

We compare VT-CLIP with four baselines, **Zero-shot CLIP** [31], **CoOp** [41] and **CLIP-Adapter** [8]. For fair comparison, we adopt same hand-craft prompt as Zero-shot CLIP [31] and CLIP-Adapter [8]. For comparison with CoOp [41], We choose the learnable content length and candidate position for class token with best performance as reported in paper, which is 16 for learnable content length and place the class token at the end of prompt template. For comparison with CLIP-Adapter, we choose the variants

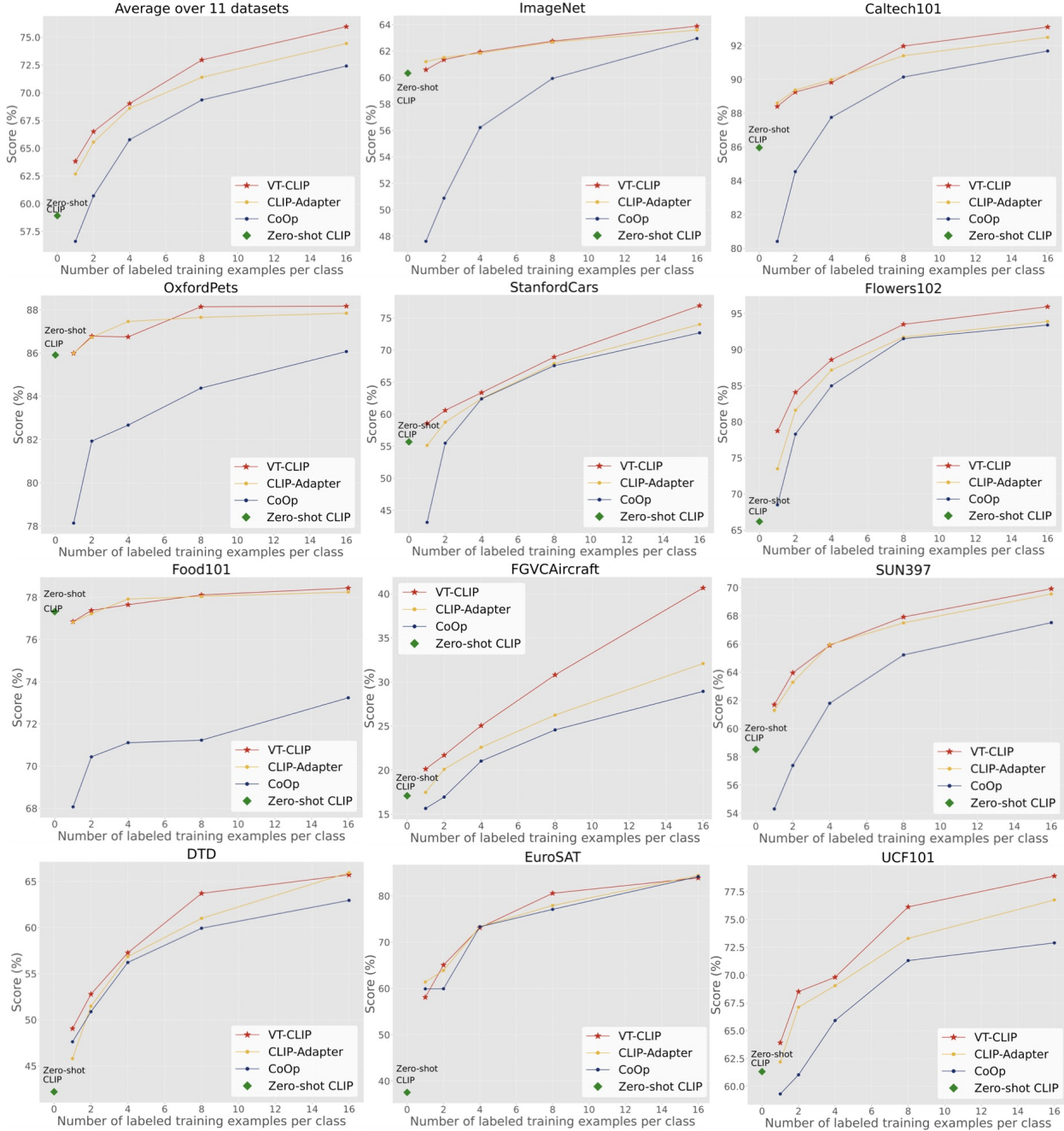


Figure 3. **Experiment Results** – Main results of few-shot learning on 11 datasets. CLIP-Adapter shows overall better performance over previous baselines across different training shots.

with only visual adapter which is the best of three variant.

4.1.3 Performance Comparison & Analysis

The main results are presented in Fig. 3. The average accuracy over 11 datasets are placed at the top-left corner, VT-CLIP shows better performance over other three baselines.

Compared with **Zero-shot CLIP** [31], our VT-CLIP achieve significant improvements on all 11 datasets. Huge performance boost are achieved on datasets DTD and EuroSAT which is ranging from 20% to 50%. The improvements on generic-categories datasets like ImageNet and Caltech101 are smaller. For OxfordPets and Food101

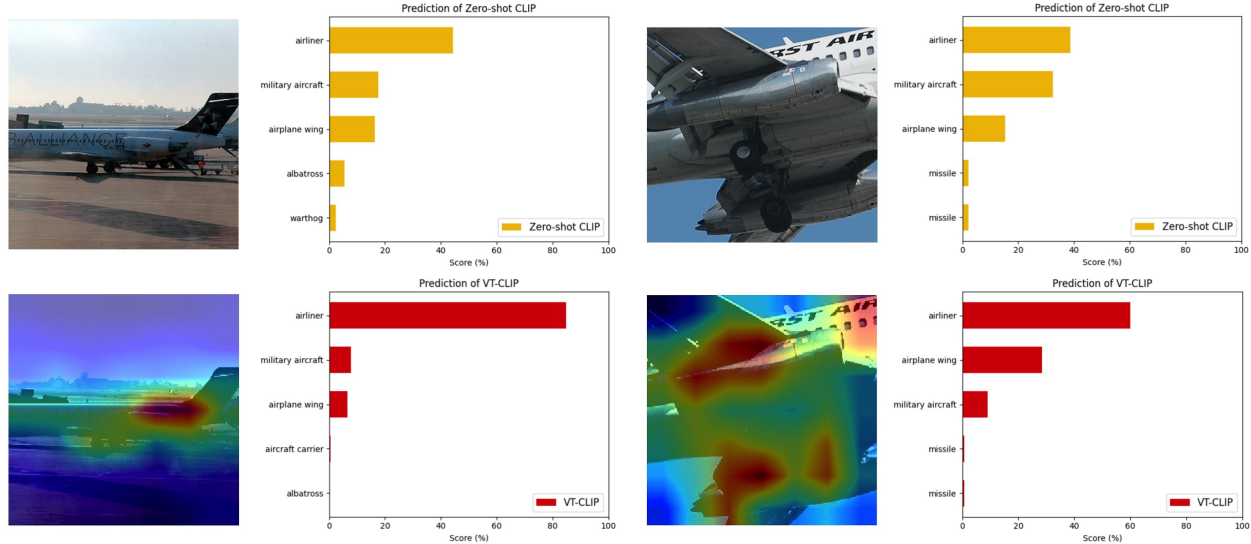


Figure 4. **Visualization of the prediction logits and attention map.** The upper tables show the prediction logits from Zero-shot CLIP while the lower tables show the prediction logits from VT-CLIP.

datasets, Zero-shot CLIP has already achieved decent performance.

Compared with **CoOp** [41], our VT-CLIP outperforms CoOp under the number of shots ranging from 1 to 16. Although CoOp achieve considerable improvement over Zero-shot CLIP, the performance are still worse than our VT-CLIP. Note that CoOp achieve the result from a perspective of prompt learning and demonstrate that the prompt base methods are competitive approach for enhancing vision-language model but its potential is not more promising than finetuning an additional module over frozen pre-trained model.

Compared with **CLIP-Adapter** [8], VT-CLIP performs better than CLIP-Adapter in average accuracy of all datasets and under 16-shot setting, VT-CLIP achieves higher accuracy over CLIP-Adapter except for a slight degradation in DTD and EuroSAT. Although CLIP-Adapter is a strong competitor that trains a adapter module over pre-trained model which is similar to our methods in perspective of “pretrain-finetuning” paradigm, our VT-CLIP achieves higher performance and the key difference is that VT-CLIP leverage the contextual visual feature to guided the text feature, which enable the text feature to become more semantically correlated to the downstream tasks. The experiment results demonstrate that our VT-CLIP with intersection between visual and text branch of CLIP is a more promising perspective of enhancing the vision-language model.

4.2. Visualization of Manifold

We use the heat map to visualize the attention map of the cross attention module after training VT-CLIP on two images of *Airliner* from ImageNet to show the learned characteristic of VT-CLIP. The result is displayed in Fig. 4. For attention map, the more reddish a region in the heat map is, the more attention is paid to that region. We can observe that the attention of VT-CLIP is focus on the engines of the airline which is a vital characteristic for airline. We also display the predicted logits of VT-CLIP and Zero-shot CLIP for the same example. We can observe that the logits from the VT-CLIP is more concentrated in the ground truth category than Zero-shot CLIP while the score for other categories are less than Zero-shot CLIP. From the comparison between Zero-shot CLIP and our VT-CLIP, we claim that our VT-CLIP is more effective in recognizing the ground true category among the similar classes. In summary, the visualization results prove that visual guided text feature pay more attention to the informative region of the image and enhance the vision-language model under few-shot setting.

4.3. Ablation Study

In this section, we perform several ablation studies for VT-CLIP. We compare the performance of prompt ensemble and hand-crafted prompt on generic-category dataset ImageNet and specific-category dataset DTD.

4.3.1 Prompt Ensemble

We first conduct ablation study on prompt ensemble by comparing the performance of 16 shot classification on ImageNet with prompt ensemble and without prompt ensemble. The result is showed in Tab. 1. We can tell that for datasets with generic categories, prompt ensemble outperform single hand-crafted prompt. The performance gap is caused by the difficulty of generating a precise prompt describing the generic categories in a dataset. However, for dataset with specific range of categories, a well-design prompt is competitive with prompt ensemble.

4.3.2 Cross Attention Module Architecture

For ablation study of model architecture, we vary the number of heads in cross attention module in VT-CLIP and conduct experiment on the ImageNet. The result is show in Tab. 2. We can observe that under few-shot settings, the performance drops as the complexity of model architecture increase. The issue is mainly caused by lack of training data. Under 16-shot training setting, ImageNet with 1000 categories has 16000 training samples while DTD with 47 categories only has 752 training samples. The scale of training samples causes the complex model with more heads to overfit the insufficient training data.

5. Conclusions and Future Work

We present VT-CLIP as a differentiable approach for few-shot classification. The VT-CLIP focus on fine-tuning an cross attention module instead of the entire pre-trained vision-language model. We leverage the contextual visual feature to guide the text feature to highlight the important region of the image through cross attention module. We claim that the contextual visual feature and interaction between the image and text branches in vision-language model is of great potential in enhancing the vision-language model’s ability on various downstream tasks. According to the experimental results, VT-CLIP outperform all the competitive baselines in few-shot settings on 11 carefully selected datastes which represent generic world objects. Ablation studies are conducted to confirm our design and give a view of the extensive performance of VT-CLIP. In the future, we hope to combine VT-CLIP with prompt learning based approaches to push the boundary further for fine-tuning vision-language models. We will also explore the potential of VT-CLIP on other vision or textual tasks.

References

[1] L. Bossard, M. Guillaumin, and L. V. Gool. Food-101 – mining discriminative components with random forests. In *Springer International Publishing*, 2014. 4

[2] N. Carion, F. Massa, G. Synnaeve, N. Usunier, A. Kirillov, and S. Zagoruyko. End-to-end object detection with transformers. 2020. 3

[3] Chun-Fu Chen, Quanfu Fan, and Rameswar Panda. Crossvit: Cross-attention multi-scale vision transformer for image classification. *arXiv preprint arXiv:2103.14899*, 2021. 3

[4] Y. C. Chen, L. Li, L. Yu, A. E. Kholy, F. Ahmed, Z. Gan, Y. Cheng, and J. Liu. Uniter: Learning universal image-text representations. 2019. 3

[5] M. Cimpoi, S. Maji, I. Kokkinos, S. Mohamed, and A. Vedaldi. Describing textures in the wild. *IEEE*, 2013. 4

[6] Jacob Devlin, Ming Wei Chang, Kenton Lee, and Kristina Toutanova. Bert: Pre-training of deep bidirectional transformers for language understanding. 2018. 3

[7] A. Dosovitskiy, L. Beyer, A. Kolesnikov, D. Weissenborn, and N. Houlsby. An image is worth 16x16 words: Transformers for image recognition at scale. 2020. 1

[8] Peng Gao, Shijie Geng, Renrui Zhang, Teli Ma, Rongyao Fang, Yongfeng Zhang, Hongsheng Li, and Yu Qiao. Clip-adapter: Better vision-language models with feature adapters. *arXiv preprint arXiv:2110.04544*, 2021. 4, 6

[9] Peng Gao, Zhengkai Jiang, Haoxuan You, Pan Lu, Steven CH Hoi, Xiaogang Wang, and Hongsheng Li. Dynamic fusion with intra-and inter-modality attention flow for visual question answering. In *Proceedings of the IEEE/CVF Conference on Computer Vision and Pattern Recognition*, pages 6639–6648, 2019. 3

[10] Peng Gao, Minghang Zheng, Xiaogang Wang, Jifeng Dai, and Hongsheng Li. Fast convergence of detr with spatially modulated co-attention. *arXiv preprint arXiv:2101.07448*, 2021. 3

[11] T. Gao, A. Fisch, and D. Chen. Making pre-trained language models better few-shot learners. 2020. 3

[12] K. He, X. Zhang, S. Ren, and J. Sun. Deep residual learning for image recognition. *IEEE*, 2016. 1, 4

[13] P. Helber, B. Bischke, A. Dengel, and D. Borth. Eurosat: A novel dataset and deep learning benchmark for land use and land cover classification. *IEEE Journal of Selected Topics in Applied Earth Observations and Remote Sensing*, 2017. 4

[14] R. Hou, H. Chang, B. Ma, S. Shan, and X. Chen. Cross attention network for few-shot classification. 2019. 3

[15] Yan Huang, Wei Wang, and Liang Wang. Instance-aware image and sentence matching with selective multimodal lstm. *Proceedings of the IEEE Conference on Computer Vision and Pattern Recognition*, 2017. 3

[16] Zhiheng Huang, Wei Xu, and Kai Yu. Bidirectional lstm-crf models for sequence tagging. *arXiv preprint arXiv:1508.01991*, 2015. 3

[17] Yuzhu Ji, Haijun Zhang, Zequn Jie, Lin Ma, and QM Jonathan Wu. Casnet: A cross-attention siamese network for video salient object detection. *IEEE transactions on neural networks and learning systems*, 32(6):2676–2690, 2020. 3

[18] C. Jia, Y. Yang, Y. Xia, Y. T. Chen, and T. Duerig. Scaling up visual and vision-language representation learning with noisy text supervision. 2021. 1, 3

- [19] D. Jia, D. Wei, R. Socher, L. J. Li, L. Kai, and F. F. Li. Imagenet: A large-scale hierarchical image database. pages 248–255, 2009. 1, 4
- [20] Z. Jiang, F. F. Xu, J. Araki, and G. Neubig. How can we know what language models know? 2019. 3
- [21] J. Krause, M. Stark, J. Deng, and F. F. Li. 3d object representations for fine-grained categorization. In *IEEE International Conference on Computer Vision Workshops*, 2014. 4
- [22] Kuang-Huei Lee, Xi Chen, Gang Hua, Houdong Hu, and Xiaodong He. Stacked cross attention for image-text matching. In *Proceedings of the European Conference on Computer Vision (ECCV)*, pages 201–216, 2018. 3
- [23] B. Lester, R. Al-Rfou, and N. Constant. The power of scale for parameter-efficient prompt tuning. 2021. 3
- [24] FF Li, R. Fergus, and P. Perona. Learning generative visual models from few training examples: An incremental bayesian approach tested on 101 object categories. *IEEE*, 2004. 4
- [25] X. Li, X. Yin, C. Li, P. Zhang, X. Hu, L. Zhang, L. Wang, H. Hu, L. Dong, and F. Wei. Oscar: Object-semantics aligned pre-training for vision-language tasks. 2020. 3
- [26] X. L. Li and P. Liang. Prefix-tuning: Optimizing continuous prompts for generation. 2021. 3
- [27] Runmin Liu, Xin Ning, Weiwei Cai, and Guangjun Li. Multiscale dense cross-attention mechanism with covariance pooling for hyperspectral image scene classification. *Mobile Information Systems*, 2021, 2021. 3
- [28] Jiasen Lu, Dhruv Batra, Devi Parikh, and Stefan Lee. Vilbert: Pretraining task-agnostic visiolinguistic representations for vision-and-language tasks. 2019. 3
- [29] S. Maji, E. Rahtu, J. Kannala, M. Blaschko, and A. Vedaldi. Fine-grained visual classification of aircraft. *HAL - INRIA*, 2013. 4
- [30] M. E. Nilsback and A. Zisserman. Automated flower classification over a large number of classes. In *Sixth Indian Conference on Computer Vision, Graphics and Image Processing, ICVGIP 2008, Bhubaneswar, India, 16-19 December 2008*, 2008. 4
- [31] A. Radford, J. W. Kim, C. Hallacy, A. Ramesh, G. Goh, S. Agarwal, G. Sastry, A. Askell, P. Mishkin, and J. Clark. Learning transferable visual models from natural language supervision. 2021. 1, 2, 3, 4, 5
- [32] T. Shin, Y. Razeghi, Irl Logan, E. Wallace, and S. Singh. Autoprompt: Eliciting knowledge from language models with automatically generated prompts. 2020. 3
- [33] K. Soomro, A. R. Zamir, and M. Shah. Ucf101: A dataset of 101 human actions classes from videos in the wild. *Computer Science*, 2012. 4
- [34] H. Tan and M. Bansal. Lxmert: Learning cross-modality encoder representations from transformers. 2019. 3
- [35] Ashish Vaswani, Noam Shazeer, Niki Parmar, Jakob Uszkoreit, Llion Jones, Aidan N Gomez, Łukasz Kaiser, and Illia Polosukhin. Attention is all you need. In *Advances in neural information processing systems*, pages 5998–6008, 2017. 3, 4
- [36] Andrea Vedaldi. Cats and dogs. In *Proceedings of the 2012 IEEE Conference on Computer Vision and Pattern Recognition (CVPR)*, pages 3498–3505, 2012. 4
- [37] Zirui Wang, Jiahui Yu, Adams Wei Yu, Zihang Dai, and Yuan Cao. Simvlm: Simple visual language model pretraining with weak supervision. 2021. 3
- [38] J. Xiao, J. Hays, K. A. Ehinger, A. Oliva, and A. Torralba. Sun database: Large-scale scene recognition from abbey to zoo. In *Computer Vision and Pattern Recognition*, 2010. 4
- [39] Kelvin Xu, Jimmy Ba, Ryan Kiros, Kyunghyun Cho, Aaron Courville, Ruslan Salakhudinov, Rich Zemel, and Yoshua Bengio. Show, attend and tell: Neural image caption generation with visual attention. In *International conference on machine learning*, pages 2048–2057. PMLR, 2015. 3
- [40] Z. Zhong, D Friedman, and D Chen. Factual probing is [mask]: Learning vs. learning to recall. 2021. 3
- [41] Kaiyang Zhou, Ziwei Liu, Yu Qiao, Tao Xiang, and Chen Change Loy. Domain generalization: A survey. *arXiv preprint arXiv:2103.02503*, 2021. 2, 4, 6
- [42] Kaiyang Zhou, Jingkang Yang, Chen Change Loy, and Ziwei Liu. Learning to prompt for vision-language models. *arXiv preprint arXiv:2109.01134*, 2021. 3