

Stateful Entities: Object-oriented Cloud Applications as Distributed Dataflows

Wouter Zorgdrager Kyriakos Psarakis Marios Fragkoulis Eelco Visser Asterios Katsifodimos

Delft University of Technology
initial.lastname@tudelft.nl

ABSTRACT

Programming stateful cloud applications remains a very painful experience. Instead of focusing on the business logic, programmers spend most of their time dealing with distributed systems considerations with the most important being consistency, load balancing, failure management, recovery, and scalability. At the same time we witness an unprecedented adoption of modern dataflow systems such as Apache Flink, Google Dataflow, and Timely Dataflow. These systems are now performant and fault-tolerant, and they offer excellent state management primitives.

With this line of work, we aim at investigating the opportunities and limits of compiling general purpose programs into stateful dataflows. Given a set of easy to follow code conventions, programmers can author *stateful entities*, a programming abstraction embedded in Python. We present a compiler pipeline, named StateFlow, to analyze the abstract syntax tree of a Python application and rewrite it into an intermediate representation based on stateful dataflow graphs. StateFlow compiles that intermediate representation to a target execution system: Apache Flink and Beam, AWS Lambda, Flink’s Statefun, and Cloudburst. Through an experimental evaluation, we demonstrate that the code generated by StateFlow incurs minimal overhead. While developing and deploying our prototype, we came to observe important limitations of current dataflow systems in executing cloud applications at scale.

1 INTRODUCTION

Modern cloud applications have to pay a high price for leveraging the cloud’s offerings. While organizations enjoy reduced costs and higher reliability, their developers struggle to manage cloud infrastructure abstractions that leak through in the application layer.

As a result, the configuration, deployment, scaling, and operation of both application components and other components that support aspects such as service invocation, messaging, and state management require much more effort than the development of the application’s business logic, which should be at the center of attention instead. Even worse, to move a cloud application between cloud providers or systems is prohibitive due to significant differences in the underlying systems.

To remedy the current state of practice, we argue that we need a suitable intermediate representation (IR) for cloud applications. Such an IR should be able to encapsulate application entities with their functions and enable their communication, by abstracting away infrastructure and operational aspects, allowing developers to program general purpose cloud applications at a high level of abstraction. In this work we propose to compile general purpose non-distributed object-oriented applications to a stateful dataflow

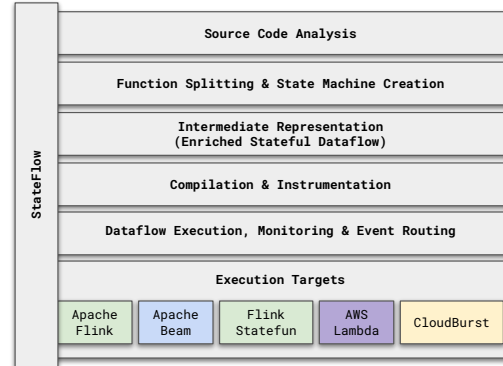


Figure 1: StateFlow’s processing and analysis stages

graph, which can run on a cloud-based distributed dataflow system. We argue that a stateful dataflow graph as an intermediate representation can convey all aspects of object-oriented applications required for their execution in a distributed setting and at the same time outsource painstaking operational concerns such as configuration, scalability, and fault tolerance to a target distributed runtime system.

Although the stateful dataflow model has been very successful as an execution model, it has not been leveraged thus far as an intermediate representation. Historically, MapReduce/Hadoop [11] and Dryad [31] were first proposed as a means of authoring and executing distributed data-parallel applications using high-level language constructs, such as Java functions and LINQ [23] respectively. Many systems have followed that execution model subsequently, including streaming dataflow systems such as Apache Storm [28], Flink [6], Naiad [24]. But none of these systems could execute general purpose cloud applications; their programming model focuses on distributed collection processing and they adopt a functional programming API.

Dataflows in orchestration. Besides a great fit for data-parallel, data-intensive computations, stateful dataflows are the main abstraction supporting virtually all existing workflow managers such as Apache Airflow, AWS Step Functions, and Azure’s Durable Functions. This leads us to think that stateful dataflows, being a great event-driven modeling tool for orchestrating general-purpose cloud applications, could also prove to be an appropriate *intermediate representation* and *execution model* for them.

Accessible parallelism. We believe that a main reason for the wide adoption of the dataflow execution model is that it offers an very good abstraction for data-parallel computations: as long as a computation can be either partitioned in a random fashion (e.g., maps) or partitioned given a key (e.g., equi joins), dataflow graphs can be trivially parallelized. Namely, each execution unit

(e.g., a CPU core) can take over a partition of the data and process it sequentially, avoiding race conditions.

Dataflow systems are mature. Currently, state of the art dataflow systems such as Apache Flink [6], Spark [2] and Jet [16] can process millions of events per second on a single core with latency in the order of milliseconds, with an *exactly-once* processing guarantee, and high-availability [26]. Our proposal to leverage dataflow graphs as an execution model for cloud applications is timely with these critical advancements of dataflow systems. As a result of the systems' maturity, Google offers Dataflow and Amazon offers Kinesis, both fully-managed cloud services for data processing, where users simply upload their code and the cloud takes over its execution, autoscaling and availability. However, the dataflow programming model itself is cumbersome to use, requires training, and heavy rewrites of the typical imperative code that developers prefer to use for expressing their application logic. For this reason, we argue that, the dataflow model should be used as low-level IR for the modeling and execution of distributed applications, but not as a programmer-facing model.

This paper presents StateFlow, a programming model, compiler pipeline and IR that compiles imperative, object-oriented applications into distributed dataflow graphs and executes them on existing dataflow systems. Instead of designing an external Domain-Specific Language (DSL) for our needs, we opted for an internal DSL embedded in Python, a general-purpose, object-oriented programming language that is already popular for cloud programming. In StateFlow, a Python program is first compiled into an IR, a stateful dataflow graph, that is independent of the target execution engine. That dataflow graph can then be compiled and deployed to a variety of distributed systems. The current set of supported systems includes Apache Flink's Python API, Flink's StateFun API, Apache Beam, and Amazon's Lambda Functions and CloudBurst.

The contributions of this paper are the following.

- We present the process of analyzing and transforming an object-oriented application to a dataflow graph.
- We describe an IR for cloud applications and how that IR translates to a dataflow execution graph, targeting a variety of distributed systems thereby making cloud applications portable across different systems and infrastructures.
- We evaluate StateFlow by targeting three different systems, Apache Flink, Flink Statefun, and AWS Lambda and demonstrate the limitations of these systems, motivating further research in dataflow systems.

All code for StateFlow and its evaluation is open-source and can be found on GitHub.¹

2 FROM IMPERATIVE CODE TO DATAFLOWS

The main principle behind StateFlow is that developers simply annotate Python classes with `@stateflow` and the system statically analyzes them (Section 2.1). Afterwards, classes that interact with each other create a function call graph (Section 2.2), which is analyzed to identify calls to remote functions at which point functions are split composing the final dataflow (Section 2.3). This dataflow graph enriched with the compiled classes, execution plans, and all

¹<https://github.com/delftdata/stateflow>

```
@stateflow
class User:

    def __init__(self, userid: int):
        self.basket: List[Item] = []
        self.balance: int = 1000
        self.userid: int = userid

    def __key__(self):
        return self.userid

    def add_to_basket(self, items: List[Item]) -> bool:
        total_price: int = 0

        for item in items:
            if item.enough_stock():
                total_price += item.price

        if self.balance < total_price:
            return False

        self.basket = items
        return True
```

Listing 1: Code example: A shopping cart's function that adds a list of items after it checks whether the user has enough balance and whether there is still available stock.

metadata obtained from static analysis comprises the StateFlow intermediate representation, which is translated, deployed, and executed in different target systems (Section 3). Figure 1 shows all analysis and processing stages involved in StateFlow.

2.1 Programming Model & Assumptions

StateFlow allows programmers to specify object-oriented Python programs. Classes can have references to other classes and call (possibly remote) functions. Via a static pass over the analyzed classes, we make sure that the programmer has already declared all types in variables, as well as input and output types of a class. In StateFlow we term an instance of such a class as a *stateful entity*. Moreover, we also assume that each class is accompanied by a `key()` function. This `key()` function is used by StateFlow's routing and translation mechanism to partition and distribute work among nodes in a cluster. The key of a stateful entity cannot change throughout the entity's lifetime.² Other than that, our compiler can currently analyze conditionals, `for`-loops that iterate through Python lists as well as general `while` loops. Finally, all data structures within functions need to be immutable and all pieces of state, such as local variables within functions, need to be serializable i.e., connection to databases, local pipes, and other non-serializable constructs are not allowed and will eventually generate a runtime error. Except for these assumptions, programmers are free to author Python programs, without other limitations.

Running example. Listing 1 contains the code for a `User` class. The `add_to_basket` method receives a list of `Item`s, checks if there is enough stock and calculates a total price. Note that `Item` is also a stateful entity, which means that the `item.enough_stock(item)` is a possibly remote function call. Similar to the `User`, the `Item` entity is also partitioned across the cluster using the `Item`'s key.

2.2 From classes to dataflows

Each Python class translates to an operator (also called vertex) in the dataflow graph. In a dataflow graph, an operator cannot be

²Currently we do not have a static way of detecting key changes, and we rely on the responsibility of the programmer to not break this rule.

‘called’ directly, like a function of an object. Instead, an *event* has to enter the dataflow and reach the operator holding the *code* of that class (e.g., the *User* class) as well as the actual *state* of the objects that instantiate the class (e.g., the *basket*, *balance*, and *userid* of a *User* of Listing 1). Table 1 summarizes how the OO code translates to dataflows.

More specifically, each dataflow operator is capable of executing all functions of a class and it is triggered depending on the incoming event. Since operators can be partitioned across multiple cluster nodes, each partition stores a set of stateful entities indexed by the unique key of each individual entity. When a function of an entity is invoked, the entity’s state is retrieved from the local operator state. Then, using the function’s code that the operator stores, the function is executed using the arguments found in the calling event, as well as the state of the entity at the moment that the function is called. StateFlow implements a simple event routing mechanism for incoming function call events. The routing uses the entity’s unique key as well as the class name in order to direct the events to the right dataflow operator.

Example. For instance, a *User* operator is partitioned on *userid*. Upon invocation of a function in the *User* class, an event is sent to the dataflow graph’s sources. The incoming event is partitioned on *userid* by the ingress router. Via the dataflow graph, the event ends up at the operator storing the state for that specific *User*. StateFlow then reconstructs the *User* object using the operator’s code and the function’s state before the function specified in the event is executed. Finally, the function return value is encoded in the outgoing event which is forwarded to the egress router. This egress router determines if the event can be sent back to the client (caller outside the system, such as an HTTP endpoint) or needs to loop back into the dataflow in order to call another function.

Table 1: Translation from OO constructs to Dataflows.

Python	Dataflow
Class	Operator
Object State	Operator State
Function Call Arguments	Event (Header)
Return Value	Event (Payload)

2.3 Function Splitting

For simple functions that do not call other remote functions, both the translation to dataflows and the execution is straightforward. However, if the function *User.add_to_basket* calls the (remote) function *item.enough_stock* whose state lies on a different partition, the situation becomes more complicated.

The dataflow system cannot stop and wait for the remote function to complete and return before moving on with processing the next event. Instead, it must ‘suspend’ the execution of *add_to_basket* right at the spot that the remote function *item.enough_stock()* is called until the remote function is executed and an event comes back to the *User* operator with a return value.

In order to do this, we adopt a technique to transform the imperative functions into the continuation passing style (CPS) [25]. More specifically, we propose an approach to split a function definition into multiple functions at the AST level as depicted in Figure 2.

References to remote functions. After a first round of static analysis, StateFlow identifies if a function definition has references

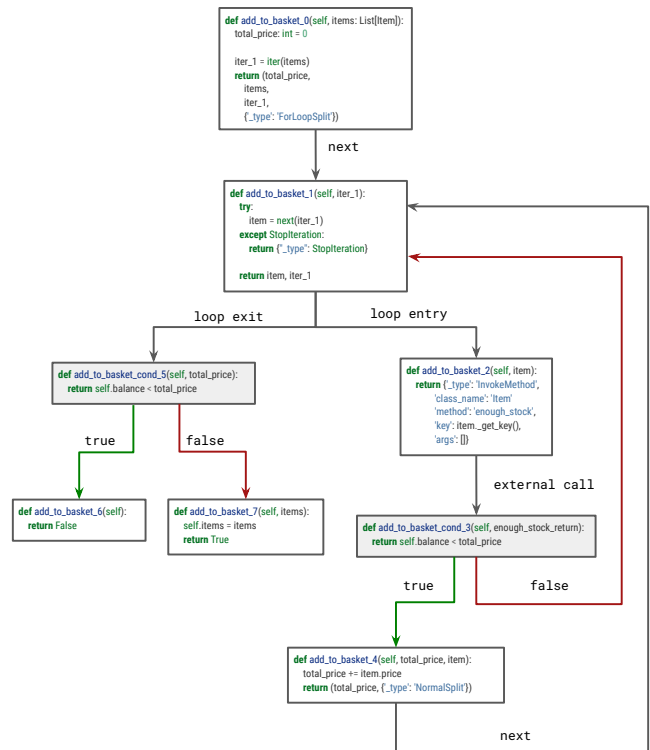


Figure 2: Split function of the *add_to_basket()* function of Listing 1.

to a remote stateful entity using Python type annotations. These functions are eligible for the function splitting algorithm. The algorithm traverses the statements of a function definition and the function is split when either a remote call or control flow element is encountered. For example, the *buy_item* function has *one* remote call *item.remove_stock*:

```

1 def buy_item(self, amount: int, item: Item):
2     total_price = amount * item.price
3     is_removed = item.remove_stock(amount)
4     return total_price

```

This function is split at the assign statement on line three and results in two new function definitions:

```

1 def buy_item_0(self, amount: int, item: Item):
2     total_price = amount * item.price
3     remove_stock_arg = amount
4     return total_price, {"_type": "InvokeMethod",
5                          "args": [remove_stock_arg],
6                          ..}
7
8 def buy_item_1(self, total_price, remove_stock_return):
9     is_removed = remove_stock_return
10    return total_price

```

The *buy_item_0* function defines the first part of the original function *and* it evaluates the arguments for the remote call. The *buy_item_1* function assumes the remote call *item.remove_stock* has been executed and its return variable is passed as argument. In general, each function that was split takes the variables it uses as parameters and returns all the variables that it defined. For example, since *buy_item_0* defines the variable *total_price*, its value is returned from the function. Next, since *buy_item_1* uses *total_price*, it is defined as parameter.

Control flow. The algorithm also splits when encountering a control flow element like an *if*-statement or *for*-loop. Figure 2 shows the split of a function with such control flow elements. An *if*-statement is split into three new definitions: one that evaluates its conditional, one that evaluates the ‘true’ path and one that evaluates the ‘false’ path. Similarly, a *for*-loop is split in three new definitions: one that evaluates the iterable, one that evaluates the *for*-body path and one that evaluates the code path after the loop. The splitting algorithm is recursively applied to the statements inside the *for* path and inside the true and false path of the *if*-statement.

State machine per function. For each function that was split, we build a similar state machine to the one shown in Figure 2. We complement each state machine with metadata regarding all involved stateful entities and call this the execution graph. When invoking a function that was split, the execution graph is copied into the event. As the event flows through the system, the execution graph is traversed and the proper functions are called. The execution graph stores the intermediate results, which are the return values of the invoked functions. For example, looking at Figure 2, once `add_to_basket_0` has been invoked, the execution graph stores the result of `total_price`. Later, when `add_to_basket_4` has to be invoked, the execution graph is traversed in reverse order to find the value of `total_price`, which is then passed as an argument.

Intermediate representation. StateFlow’s intermediate representation is a stateful dataflow graph enriched with a number of aspects. For each dataflow operator we store the corresponding classes (method names, input/return types, etc.), the state and its types. For each function that is split, we maintain a state machine. The state machine is accompanied by an execution graph which tracks the execution stage of a given stateful entity invocation.

3 TARGET RUNTIME SYSTEMS

StateFlow provides an interface for deploying a dataflow graph to a variety of runtime systems including non-dataflow FaaS infrastructures such as AWS Lambda and a local execution environment. With streaming dataflow systems, StateFlow inherits their exactly-once fault tolerance guarantees. The interface implementation for using a new runtime system with StateFlow ranges between 87 and 169 lines of code for all five systems mentioned below.

Dataflow. A StateFlow dataflow graph is translated to a streaming dataflow graph that Apache Beam and PyFlink can execute. A Kafka source pushes events to the ingress router, a map operator which performs a `keyBy` operation to route an event to the correct stateful map operator instance where function execution will take place. Each execution’s output is forwarded to the egress router, which forwards outputs to a Kafka sink. StateFlow uses Kafka to reenter the event to the streaming dataflow thereby avoiding cyclic dataflows, which are not supported by most streaming systems. Notably, StateFlow implements all the logic that is required for routing and execution in this process. On the downside, when an event reenters a dataflow to reach the next function block of a split function, race conditions, owed to events coming from non-split functions, and state inconsistencies, owed to other events that change the same function’s state in the meantime, are possible. Time tracking with watermarks, support for cyclic dataflows, and locking can solve these problems. Since the StateFlow dataflow is well-aligned

with Statefun’s dataflow, no translation is required when using the Statefun runtime. StateFlow creates a remote Python function for each class definition and allocates a Kafka topic for each operator.

FaaS. In typical FaaS infrastructures, such as AWS Lambda, a single Lambda invocation will execute a full function with all the split function blocks in it. The ingress routes an event to the appropriate function block, and the egress routes an output event back to the ingress router until an event has been processed in full. Because FaaS systems are stateless with state residing to an external database such as Amazon’s DynamoDB, state access can be locked (by using an external library) in order to safeguard the state’s consistency. However, locking was found to deteriorate performance significantly and therefore it was disabled in the experiments. Similarly to AWS Lambda, we created an interface to Cloudburst [27].

Local. A StateFlow dataflow graph can execute all its components in a local environment. The only difference is that the state is kept in a local HashMap data structure instead of a state management backend. Local execution allows developers to debug, unit test, and validate a StateFlow program as they would do for an arbitrary application. Afterwards, they can simply deploy the program to one of the supported runtime systems.

4 PRELIMINARY EXPERIMENTS

To demonstrate the capabilities of StateFlow we experiment with the Deathstar benchmark [15]. This benchmark provides implementations and workloads for a set of services. We opted for the hotel service and ported it to StateFlow. For the experiments, we selected Apache Flink (PyFlink), Flink Statefun, and AWS Lambda. Unfortunately, after considerable effort, we discovered that Cloudburst and Apache Beam have open bugs that prevented cluster deployment.

Setup. The benchmark’s hotel service exposes four endpoints: *login*, *search*, *reserve* and *recommend*. Each endpoint interacts with one or more stateful entities. For example: the *search* endpoint consists of nine stateful entity calls, three to search, to retrieve the geoinformation and rating of hotels, five to check for the hotel availability, and one to get the profiles of the available hotels.

Finally, we conducted all the experiments on AWS. For the HTTP frontend, we used a Kubernetes cluster with 20 workers of 1CPU and 1GB of RAM each. The max concurrency of AWS Lambda was set at 1000 with 1024 MB of memory. For Statefun, PyFlink, and FlinkJVM, we used a Flink cluster consisting of 8 TaskManagers of 5 slots and 2CPU/8GB each with the parallelism set to 40. Statefun also had 20 remote Python functions with 1CPU /1GB each. FlinkJVM, similarly to Statefun and PyFlink, uses the Flink cluster for messaging and state, but in the following experiments, it outsources the processing to AWS Lambda functions. Lastly, the Kafka cluster used by the dataflow systems had 40 partitions for each topic.

StateFlow’s abstraction vs. other systems. In StateFlow all the benchmark services are implemented in ± 200 lines of code (LOC), whereas the original Go implementation of Deathstar spans ± 500 LOC. Around 30% of these LOC in Go cover infrastructure code rather than business logic and switching from database or serialization technique requires heavy refactoring. In contrast, in StateFlow all LOC are actually business logic, and infrastructure code is completely decoupled. Switching between the different runtimes

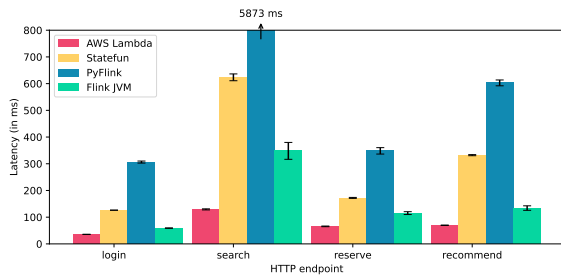


Figure 3: Average latency per DeathStar endpoint with 10 RPS.

requires less than 10 lines of code. Finally, StateFlow also offers configuration and deployment files for each runtime.

Latency. In the first experiment, we measured the end-to-end latency of the endpoints of the hotel service against the integrated backend systems. As seen in Figure 3 AWS Lambda is the fastest in this experiment because it can burst to 1000 concurrent invocations with 1TB of memory available, and DynamoDB scales automatically in on-demand mode. However, we expected this performance difference since Dynamo does not lock keys, and the AWS set up in its entirety does not provide exactly-once processing guarantees, unlike the compared dataflow systems. Additionally, Statefun, PyFlink, and FlinkJVM need to do a roundtrip to Kafka to communicate between the different stateful entities, increasing latency. Finally, PyFlink is an early prototype lacking a batching/bundling mechanism and chaining of Python operators, which explains its low performance.

Throughput. In the second experiment, we gradually increase the throughput and measure the end-to-end latency. We again use the hotel service, but this time search is called 60% of the time, recommend 39%, while login and reserve are called 0.5% of the times each. Note that an endpoint request might involve multiple calls to stateful entities. In this experiment, PyFlink is absent due to its poor performance leading to timeouts even at very low throughputs. Again AWS Lambda performed best for the same reasons as mentioned in the latency experiment, maintaining 250ms latency at the 99th percentile for throughputs of 1200 to 4300 RPS. We stopped at 4300 RPS because already, Statefun’s latency exceeded 2 seconds at 3000 RPS for the 99th percentile and 4300 RPS for the 50th percentile. For the Flink JVM setup, we see the latency increase more gradually with the increased throughput. The main reason for this performance gap is that current dataflow systems are not designed to serve as a backend of general-purpose cloud applications.

System overhead. Finally, we also measured the overhead that StateFlow incurs as part of the complete runtime. We created a synthetic workload in which we varied with different state sizes from 50 to 200kb. For each event, we measured the duration of different runtime components. Some of the components, like object construction, are attributed to StateFlow’s overhead, whereas others, like state storage, are attributed to the runtime. In conclusion, StateFlow is only responsible for less than 1% of the total overhead.

Conclusion. The experimental evaluation demonstrates the potential of dataflows as an intermediate representation of object-oriented applications and how well dataflow systems abstract away

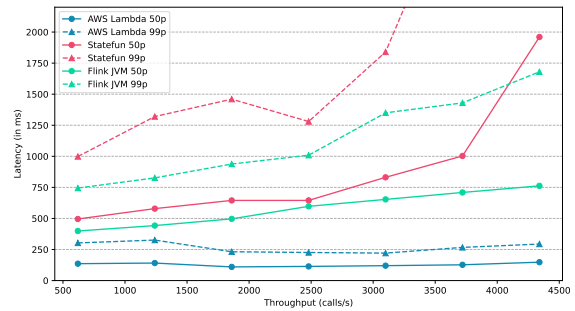


Figure 4: Average and 99th percentile latency for a mixed DeathStar workload with increasing throughput.

infrastructure considerations. That said, the experiments also uncover limitations of dataflow systems and implementation issues that we address in the following section.

5 ROADMAP

Throughout this work, we have identified three main open problems in current dataflow systems that hinder their adoption for executing general purpose cloud applications in production.

Polyglot. Modern cloud applications are typically polyglot. However, polyglot support came only as an afterthought in current dataflow systems. For example, Spark and Flink were first developed in Java, and then they introduced bindings in other languages such as Python. This approach was costly, taking years to achieve feature parity with the original system. On the contrary, polyglot support infused into a distributed system by design can be promising, as shown by emerging systems, such as Dapr.io.

Transactions. Current dataflow systems guarantee consistency of single-event changes on a given partition of the state. In order to support more complex transactional executions among stateful entities we need to extend our programming model as well as define the semantics of multi-entity transactions. Finally, we need to develop new dataflow-based protocols for ensuring atomicity and state consistency. We have already developed and experimented with a prototype [10] on Flink’s StateFun but there is still plenty of work to be done in this direction.

Global state queries. Until recently, dataflow systems only used global snapshot state for recovery in case of failures. External queries to the state, like those offered by a standard database, for analytics, debugging, and monitoring purposes were impossible. With this capability that is being developed, the poor performance of functions that require access to the global state (as we discovered with the search operation of the Deathstar benchmark in Figure 3) would be improved considerably.

6 RELATED WORK

The idea of democratizing distributed systems programming is not new. One notable vision paper [7] was published in last year’s CIDR conference where the authors mention that a combination of dataflows and reactivity would provide a good execution model for cloud applications. In this work we share the same belief, and build a prototype towards that direction.

In the past, approaches like Distributed ML [22], Smalltalk [12], and Erlang [3] aimed at simplifying the programming and deployment of distributed applications. Many of those ideas, including the Actor model can be reused and extended today. Erlang implemented a flavor of the actor model. Akka [30] offers a very low-level programming model for actors. Closest to our work is the Virtual Actors model introduced by Orleans [4, 5], which aims at simplifying Cloud programming and even supports some form of transactions [13]. However, Orleans requires a specialized runtime system for virtual actors, which does not support exactly-once messaging and does not compile its actors into stateful dataflows. In fact, our work is heavily inspired by Pat Helland’s *entities* [19].

Imperative programming to Dataflows. The idea of translating imperative code to dataflow is not new. In the database community there has been work on detecting imperative parts of general applications that can be converted into SQL queries (e.g., [14]) but also for automatic parallelization of imperative code in multi-core systems. For instance, the work by Gupta and Sohi [18] compiles sequential imperative code to dataflow programs and executes them in parallel. Our work draws inspiration from both these lines of work, and extends them by taking into account the partitioning of state as well as other considerations that we outline in Section 5.

Stateful Functions. A new breed of systems marketed as stateful functions such as Cloudburst [27], Lightbend’s Cloudstate.io and Apache Flink’s Statefun.io [10], as well as our early prototype in Scala [1] also aim at abstracting away the details of deployment and scalability. However, none of those compiles general purpose object oriented code into dataflows.

Abstractions for the Web. *Single tier* programming languages for the web [8, 9, 20, 29] present a simple virtual machine model to the developer, while mapping programs to code for all the machines involved in the request life cycle. For example, programs in the WebDSL language [20, 29] combine all aspects of web programming including the data model, user interface, and access control rules [17] in a single program, which is compiled to code for the client, the web server, and the database server. The compiler for the *mobl* [21] language, while targeting only client-side applications, applies a transformation to continuation passing style in order to represent the interaction with the user.

7 CONCLUSIONS

In this paper we propose StateFlow, a compiler pipeline that statically analyzes an object-oriented application and creates an intermediate representation in the form of a dataflow graph based on the observed function calls. We show how this intermediate representation can be translated, deployed, and executed in dataflow systems, such as Apache Beam, Flink, and Statefun, but also to FaaS infrastructures such as AWS Lambda and Cloudburst. Lastly, StateFlow supports execution to local environment for unit testing and debugging a distributed application. An experimental evaluation demonstrates that StateFlow incurs less than 1% overhead and the DeathStar benchmark highlights the limitations of existing dataflow systems in executing cloud applications at scale, including implementation issues that affected experimental results considerably. Finally, we presented a research agenda for dataflow systems with the aim of lifting these limitations and issues.

REFERENCES

- [1] Adil Akhter, Marios Fragkoulis, and Asterios Katsifodimos. 2019. Stateful functions as a service in action. In *VLDB*.
- [2] Michael Armbrust, Tathagata Das, Joseph Torres, Burak Yavuz, Shixiong Zhu, Reynold Xin, Ali Ghodsi, Ion Stoica, and Matei Zaharia. 2018. Structured Streaming: A Declarative API for Real-Time Applications in Apache Spark. In *SIGMOD*.
- [3] Joe Armstrong. 2013. *Programming Erlang: software for a concurrent world*. Pragmatic Bookshelf.
- [4] Phil Bernstein, Sergey Bykov, Alan Geller, Gabriel Kliot, and Jorgen Thelin. 2014. Orleans: Distributed virtual actors for programmability and scalability. *MSR-TR*.
- [5] Sergey Bykov, Alan Geller, Gabriel Kliot, James R Larus, Ravi Pandya, and Jorgen Thelin. 2011. Orleans: cloud computing for everyone. In *SoCC*.
- [6] Paris Carbone, Asterios Katsifodimos, Stephan Ewen, Volker Markl, Seif Haridi, and Kostas Tzoumas. 2015. Apache Flink TM: Stream and Batch Processing in a Single Engine. In *IEEE Data Eng. Bull.*
- [7] Alvin Cheung, Natacha Crooks, Joseph M. Hellerstein, and Matthew Milano. 2021. New Directions in Cloud Programming. In *CIDR*.
- [8] Adam Chlipala. 2015. Ur/Web: A Simple Model for Programming the Web. In *SIGPLAN-SIGACT*.
- [9] Ezra Cooper, Sam Lindley, Philip Wadler, and Jeremy Yallop. 2006. Links: Web Programming Without Tiers. In *FMCO*.
- [10] Martijn de Heus, Kyriakos Psarakis, Marios Fragkoulis, and Asterios Katsifodimos. 2021. Distributed transactions on serverless stateful functions. In *DEBS*.
- [11] Jeffrey Dean and Sanjay Ghemawat. 2008. MapReduce: simplified data processing on large clusters. In *Communications of the ACM*.
- [12] L Peter Deutsch and Allan M Schiffman. 1984. Efficient implementation of the Smalltalk-80 system. In *SIGACT-SIGPLAN*.
- [13] Tamer Eldeeb and Philip A Bernstein. 2016. Transactions for Distributed Actors in the Cloud.
- [14] K Venkatesh Emani, Tejas Deshpande, Karthik Ramachandra, and S Sudarshan. 2017. Dbridge: Translating imperative code to sql. In *SIGMOD*.
- [15] Yu Gan, Yanqi Zhang, Dailun Cheng, Ankitha Shetty, Priyal Rathi, Nayan Katarki, Ariana Bruno, Justin Hu, Brian Ritchken, Brendon Jackson, et al. 2019. An open-source benchmark suite for microservices and their hardware-software implications for cloud & edge systems. In *ASPLOS*.
- [16] Can Gencer, Marko Topolnik, Viliam Durina, Emin Demirci, Ensar B. Kahveci, Ali Gürbüz Öndrej Lukás, József Bartók, Grzegorz Gierlach, Frantisek Hartman, Ufuk Yilmaz, Mehmet Dogan, Mohamed Mandouh, Marios Fragkoulis, and Asterios Katsifodimos. 2021. Hazelcast Jet: Low-latency Stream Processing at the 99.99th Percentile. In *VLDB*.
- [17] Danny M. Groenewegen and Eelco Visser. 2008. Declarative Access Control for WebDSL: Combining Language Integration and Separation of Concerns. In *ICWE*.
- [18] Gagan Gupta and Gurindar S Sohi. 2011. Dataflow execution of sequential imperative programs on multicore architectures. In *MICRO*.
- [19] Pat Helland. 2016. Life beyond distributed transactions: an apostate’s opinion. In *ACMQueue*.
- [20] Zef Hemel, Lennart C. L. Kats, and Eelco Visser. 2008. Code Generation by Model Transformation. In *Theory and Practice of Model Transformations, First International Conference, ICMT*.
- [21] Zef Hemel and Eelco Visser. 2011. Declaratively programming the mobile web with *Mobl*. In *OOPSLA*.
- [22] Clifford Dale Krumvieda. 1993. *Distributed ML: Abstracts for efficient and fault-tolerant programming*. Cornell University.
- [23] Erik Meijer, Brian Beckman, and Gavin Bierman. 2006. Linq: reconciling object, relations and xml in the .net framework. In *SIGMOD*.
- [24] Derek G Murray, Frank McSherry, Rebecca Isaacs, Michael Isard, Paul Barham, and Martin Abadi. 2013. Naiad: a timely dataflow system. In *Proceedings of the Twenty-Fourth ACM Symposium on Operating Systems Principles*. ACM, 439–455.
- [25] John C. Reynolds. 1993. The discoveries of continuations. *LISP and Symbolic Computation*.
- [26] Pedro Silvestre, Marios Fragkoulis, Diomidis Spinellis, and Asterios Katsifodimos. 2021. Clonos: Consistent Causal Recovery for Highly-Available Streaming Dataflows. In *SIGMOD*.
- [27] Vikram Sreekanti, Chenggang Wu, Xiayue Charles Lin, Johann Schleier-Smith, Joseph Gonzalez, Joseph M. Hellerstein, and Alexey Tumanov. 2020. Cloudburst: Stateful Functions-as-a-Service. In *VLDB*.
- [28] Ankit Toshniwal, Siddharth Taneja, Amit Shukla, Karthik Ramasamy, Jignesh M Patel, Sanjeev Kulkarni, Jason Jackson, Krishna Gade, Maosong Fu, Jake Donham, et al. 2014. Storm@ twitter. In *SIGMOD*.
- [29] Eelco Visser. 2007. WebDSL: A Case Study in Domain-Specific Language Engineering. In *GTTSE*.
- [30] Derek Wyatt. 2013. *Akka concurrency*. Artima Incorporation.
- [31] Yuan Yu, Michael Isard, Dennis Fetterly, Mihai Budiu, Úlfar Erlingsson, Pradeep Gunda, and Jon Currey. 2008. DryadLINQ: A System for General-Purpose Distributed Data-Parallel Computing Using a High-Level Language. In *OSDI*.