
Robustness in Deep Learning for Computer Vision: Mind the gap?

Nathan Drenkow^{1,2}, Numair Sani¹, Ilya Shpitser¹, Mathias Unberath¹

The Johns Hopkins University

¹Department of Computer Science ²Applied Physics Laboratory

Abstract

Deep neural networks for computer vision tasks are deployed in increasingly safety-critical and socially-impactful applications, motivating the need to close the gap in model performance under varied, naturally occurring imaging conditions. *Robustness*, ambiguously used in multiple contexts including adversarial machine learning, here then refers to preserving model performance under naturally-induced image corruptions or alterations.

We perform a systematic review to identify, analyze, and summarize current definitions and progress towards non-adversarial robustness in deep learning for computer vision. We find that this area of research has received disproportionately little attention relative to adversarial machine learning, yet a significant robustness gap exists that often manifests in performance degradation similar in magnitude to adversarial conditions.

To provide a more transparent definition of robustness across contexts, we introduce a structural causal model of the data generating process and interpret non-adversarial robustness as pertaining to a model’s behavior on corrupted images which correspond to low-probability samples from the unaltered data distribution. We then identify key architecture-, data augmentation-, and optimization tactics for improving neural network robustness. This causal view of robustness reveals that common practices in the current literature, both in regards to robustness tactics and evaluations, correspond to causal concepts, such as soft interventions resulting in a counterfactually-altered distribution of imaging conditions. Through our findings and analysis, we offer perspectives on how future research may mind this evident and significant non-adversarial robustness gap.

Keywords: structural causal models, causal interventions, image corruptions, non-adversarial robustness

1 Introduction

The considerable progress made by deep neural networks (DNNs) for vision tasks has been closely paralleled by discoveries of susceptibility to image-level alterations including both adversarial and natural manipulations. Initial findings [62] demonstrated that imperceptible perturbations to images led to a change in prediction by the model from confidently correct to confidently incorrect. Follow-up works have demonstrated DNNs’ susceptibility to natural, non-adversarial corruptions [24, 32] which represent conditions more likely to occur in the real world compared to adversarial perturbations and pose equally serious threats to DNN performance. Significant gaps in DNN performance are consistently observed between evaluations on clean and naturally degraded imaging conditions (often as much as 30-40% accuracy decreases), and these findings raise concerns about the reliability

of DNNs as they are integrated into systems with increasingly high safety and social stakes. The significant vulnerability of models to infrequent yet natural image corruptions suggests a need to re-prioritize our understanding of model performance on natural data before focusing on resilience to adversarial attack scenarios.

The research community has responded to these findings by developing an array of new approaches to characterize and address model “robustness”. Several years into this pursuit, it’s time to review proposed solutions to these problems and assess what measurable progress has been made, what problems remain, and potential directions for future research. This systematic review article aims to examine how non-adversarial robustness itself is defined and then to identify, organize, and analyze key datasets, algorithms, and evaluation protocols for characterizing and improving DNN robustness in that context. In short, beyond adversarial machine learning, what is the robustness gap in deep learning and to what extent should we mind it?

2 Background and Definitions

2.1 Deep Neural Networks

We focus here on robustness in deep learning and the use of deep neural networks for computer vision tasks. In the most general form, we consider a deep neural network as a composition of functions or computational layers which map from input space in the image domain to a prediction. These networks are highly parameterized, requiring large datasets and/or sophisticated data augmentation/generation schemes in combination with various forms of parameter optimization (often stochastic gradient descent). While the origins of their susceptibility are not fully understood (a key motivation for this review), over-parameterization, compact training domains, and under-regularized optimization are contributing factors towards DNNs’ inability to generalize.

2.2 Defining Robustness

We aim to study various definitions and forms of robustness found in the literature and to build a more holistic view of the existing deep learning research challenges beyond achieving state-of-the-art performance on common vision benchmark tasks.

2.2.1 Common Interpretations

In general, *robustness* is an overloaded term and has taken on a range of interpretations in the computer vision community including, but not limited to, raw task performance on held-out test sets, maintaining task performance on manipulated/modified inputs, generalization within/across domains, and resistance to adversarial attacks. While these are all desirable robustness objectives for deep learning models to achieve, clear and formal definitions are lacking outside of the adversarial domain which relies on well-defined constraints such as L_p -norm bounds on adversarial perturbations.

2.2.2 A Causal Perspective on Defining Robustness

Fundamentally, robustness is a relative, rather than absolute, measure of model performance. We seek to consider three key elements of robustness: (1) the image alteration or corruption itself, (2) the design/optimization of the model, and (3) the nature of the evaluation and measures of performance. In particular, the form and properties of (1) often drive the design choices of (2) and (3) and as such, must be used to limit the scope of our review.

We consider robustness in the context of deep learning for computer vision through a causal lens. We assume the data generating process can be represented by a Structural Causal Model (SCM) [47, 9, 48] with its corresponding Directed Acyclic Graph (DAG) and its SCM given in Figure 1. In this model, $T \in \{1, \dots, K\}$ is defined as the task (i.e., the set of all image-related tasks/questions) which separates a set of concepts $C \in \{1, \dots, M\}$ (e.g., classes of interest) from their environment E (e.g., appearance, background, and nuisance factors E_A , distractor concepts, E_D). Scenes composed by sampling from these variables are captured by a sensor $S \in \mathbb{R}^d$ which maps from physical reality to the image domain. An additional rendering step $R \in \mathbb{R}^{d_{reduced}}$ may modify appearances or image statistics, such as compressing a raw image, converting it to its stylized counterpart, or leaving the

raw image unaltered. Image $X \in \mathbb{R}^d$ is the output of the renderer and is used, in combination with T , to determine the label $Y \in \{1, \dots, M\}$.

The SCM represents causal relationships among these variables using *structural equations* or causal mechanisms, which determine the value of each variable in terms of its parents in the graph, as well as an exogenous noise term (denoted by ε). Figure 1 induces the following structural equations: $\alpha : T \times \mathcal{E}_A \rightarrow \mathbb{R}^{E_A}$, $\beta : T \times E_A \times \mathcal{E}_D \rightarrow \mathbb{R}^{E_D}$, $\gamma : T \times E_A \times \mathcal{E}_C \rightarrow \mathbb{R}^C$, $\psi : C \times E_D \times \mathcal{E}_S \rightarrow \mathbb{R}^S$, $\rho : S \times \mathcal{E}_R \rightarrow \mathbb{R}^R$, $\lambda : R \times \mathcal{E}_X \rightarrow \mathbb{R}^X$ and $\kappa : T \times X \times \mathcal{E}_Y \rightarrow \mathbb{Y}$.

Unlike statistical graphical models, causal models such as the SCM permit representing and reasoning about counterfactual situations where *intervention operations* replace structural equations associated by variables with other structural equations. For example, the structural equation $\gamma : T \times E_A \times \mathcal{E}_C \rightarrow \mathbb{R}^C$ may be replaced by γ^* that always outputs a constant c . Such an intervention, written as $\text{do}(c)$ in [47], represents a modified data generating process where only a specific concept c is used for all causally subsequent variables, such as the sensor or the renderer. Importantly, variables causally prior to C , such as the task or the environment, remain unchanged by the intervention. Thus, interventions differ in a crucial way from the more familiar conditioning operation. While interventions that set variables to constants are most common in causal inference, *soft interventions* [17] have also been considered. One example of such an intervention sets a given variable E_A to respond according to a user specified distribution $p^*(E_A)$.

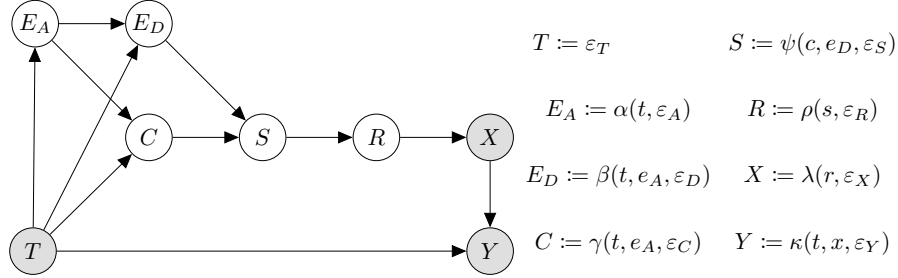


Figure 1: The data generating process is described by an SCM with its corresponding DAG above. The task (T) separates concepts of interest (C) from environment distractor concepts (E_D) and appearance nuisance factors (E_A). Scenes composed by sampling from these variables are captured by a sensor (S) while a renderer (R) may make additional alterations before yielding the final image (X). Labels (Y) are generated given both the task and the image. Non-adversarial robustness is viewed as dealing with images appearing as corrupted, altered, or otherwise transformed and which correspond to samples from the unaltered distribution where values of E , S , R are low-probability.

We consider non-adversarial robustness as dealing with a model’s behavior on altered/transformed images which correspond to samples from the unaltered distribution where values for E , S , R are low-probability. For instance, values e_{corrupt} of the environmental nuisance factors E_A such that $p(E_A = e_{\text{corrupt}}) < \delta$ for a small δ where an example of such a value of e_{corrupt} would be a rare weather event. Since the variables $\{E_A, E_D, C, S\}$ capture high-level properties/measurements/configurations of the real world, this long-tail interpretation is consistent with the observation that both frequent and rare phenomena exist naturally in the physical world.

Predictive model performance is commonly measured in terms of expected loss (with respect to the observed data distribution). Thus, a model can often achieve seemingly high performance without properly taking into account imaging conditions that occur rarely, but are nevertheless important. By contrast, a model is robust if it is able to properly deal with many kinds of images, corresponding to both common and rare phenomena.

Thus, a natural approach for evaluating model robustness is to consider how the model performs on data obtained from counterfactually altered versions of Fig. 1, where rare phenomena are artificially emphasized via soft interventions. For example, performing an intervention on a variable in E_A and setting its value corresponding to these rare phenomena (e. g., extreme weather), will result in an image X which appears measurably different from the case where E_A is left unaltered, and most of its values correspond to high probability events, e.g. normal weather.

Under this causal perspective, distribution shifts are identified as a new realization of the underlying distribution given the SCM whereas non-adversarial image corruptions/alterations are distinguished as low probability samples from the *unaltered* original distribution. While robustness evaluations employ interventions on specific variables in Fig. 1 to target specific low-probability events, distribution shifts are viewed as true changes to distributions of one or more variables in the SCM. For instance, in a street sign classification task for an autonomous vehicle, we can see that changing the location/country where images are collected defines a clear distribution shift since the joint density $p(E, C, X, Y)$ changes as a result of, e. g., new geography, sign concepts and appearances, different languages/symbols and so forth. In contrast, even within a single geographical location, corruptions like weather can be viewed as low probability samples from the tail of $p(E_A)$, and even across multiple geographic locations, certain corruptions may remain as low likelihood samples (e. g., $P(E_A = e_{snow})$ in Egypt or Florida). Here, a soft intervention on E_A to preferentially emphasize low-probability weather events allows for robustness evaluation for all street signs of interest (i. e., by fixing $p^*(E_A)$ and sampling and evaluating over all C) yet does not change the true underlying distribution.

This causal model and intervention approach allows more precise definition, differentiation, and evaluation of non-adversarial corruption robustness (i. e., interventions on E, S, R) relative to distribution shifts (e. g., interventions on C) and bounded L_p -norm adversarial attacks (i. e., interventions on X). This model further provides a unifying framework for these concepts and, given the lack of rigorous definitions of non-adversarial robustness in the literature prior to this review, acts as a useful frame of reference in reviewing recent work.

2.2.3 Robustness Tactics and Evaluations

To characterize studies in this review, we define a **robustness tactic** as *an explicit approach toward improving the robustness of a model through a modification of the data, architecture, and/or optimization process*. This differentiates from methods which produce DNNs trained and evaluated on data dominated by high-likelihood samples and which do not make specific claims about robustness to low-likelihood corruptions/alterations. Note that robustness tactics may be referred to as *interventions* in other literature (e. g., [64]), but we avoid here confusion with the use of *intervention* given our causal perspective of robustness from Sec. 2.2.2.

Additionally, we consider a **robustness evaluation** to be *a set of experiments which examine a model's performance on data generated from a counterfactually altered version of the data generating process in Fig. 1 that gives preference to certain types of low probability samples from E, S, R , or some combination of these variables*. A robustness evaluation should make a clear distinction between performance on observed data (obtained from the unaltered data generating process), which gives preference to high probability samples, and performance on data from the counterfactually altered data generating process, which gives preference to low probability samples. This distinction is crucial for demonstrating whether the evaluated method achieves any robustness outside of nominal, high-likelihood conditions.

Lastly, we make this distinction between robustness *tactic* and *evaluation* to allow for the possibility that some studies do not describe an explicit robustness tactic but still demonstrate the implicit robustness of their model through the evaluation (or worse, claim robustness without explicit evaluation).

3 Related Work

To date, robustness in deep learning has been widely studied and reviewed in the context of adversarial machine learning. Several reviews [65, 43, 3, 27, 52] have been conducted in recent years detailing the expansion of adversarial research from the initial discovery in 2014 through the current state-of-the-art advances. In recent years, the robustness of deep neural networks to common corruptions and real world transformations has been revisited, first highlighted in [25] and followed up by [23]. Subsequent research results [64, 15] have highlighted that neural network robustness to more natural forms of image corruption/alteration is limited and poses a serious threat to the deployment of deep learning models in the wild where non-adversarial corruptions are likely to exist.

Despite the expanding robustness research beyond adversarial machine learning, to-date there exists no systematic review of neural network robustness to other forms of natural, non-adversarial corruption.

As such, this review intends to identify current tactics and evaluation strategies for measuring neural network robustness.

4 Methodology

The protocol for this review was developed according to PRISMA guidelines (preferred reporting items for systematic reviews and meta-analyses) [45].

4.1 Research Questions

This review aims to specifically address the following research questions:

- RQ1 - How is model robustness formally defined in the literature?
- RQ2 - What are the datasets and data collection/synthesis strategies used to evaluate non-adversarial robustness?
- RQ3 - How is robustness evaluated and measured for conventional computer vision tasks?
- RQ4 - What are the primary robustness tactics for computer vision?

Answering these questions will provide a deeper understanding of the prevailing definitions of non-adversarial robustness, the extent of the current robustness gap, the tactics towards closing that gap, and the remaining opportunities for future research.

4.2 Search Strategy

Relevant studies were identified by searching the Compendex database from January 2012 to July 2021. Compendex contains over 27 million records including those from computer vision and machine learning conferences and journals with considerable relevance to this review. An initial broad search was employed to ensure studies were pulled from all relevant sources. This search consisted of the following terms

(robust*) AND (computer vision) AND (deep learning OR deep neural network)

where the latter two sets of terms were identified as controlled vocabulary to ensure all relative variants (e. g., machine vision, deep machine learning, etc.) were also included in the search. Since many approaches to robustness are often described generally and applied/evaluated on computer vision domains, many relevant studies do not explicitly describe vision/perception/etc. in the title and abstract such that the broad search strategy risked excluding these studies. To address this issue, a separate narrow search was performed whereby the “computer vision” terms were dropped and proceedings from the top computer vision and machine learning conferences were specifically targeted. For more detailed information about this hybrid search strategy, please refer to Appendix A. Limitations of this approach are discussed later in Sec. 6.

4.3 Study Selection

Following the removal of duplicates, results from the database searches were first pre-screened using the title and abstract. Obvious exclusions were determined including those which were topic/domain-irrelevant and/or did not describe any robustness considerations. We then proceeded to full-text review, where each study was examined to determine whether a robustness tactic is presented and/or a robustness evaluation performed. Failure to comply to the described inclusion/exclusion criteria resulted in the study’s removal from further consideration. In short, we included studies that present a deep learning-based robustness tactic and/or evaluation for computer vision tasks. In addition, we excluded studies that focus solely on adversarial robustness or address non-adversarial scenarios in a purely image-processing context. A detailed description of our inclusion/exclusion criteria can be found in Appendix B.

4.4 Considerations for Adversarial and Non-Adversarial Examples

Our definition of robustness in Sec. 2.2.2 intentionally excludes adversarial conditions, where perturbations (i. e., typically interventions on X) are explicitly optimized to fool the model. We

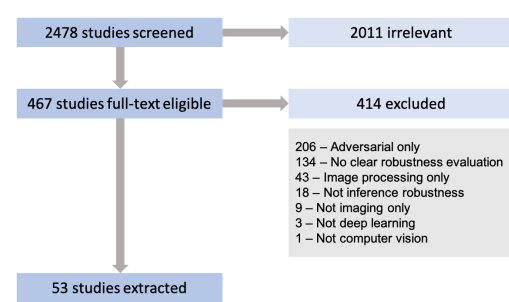


Figure 2: PRISMA diagram

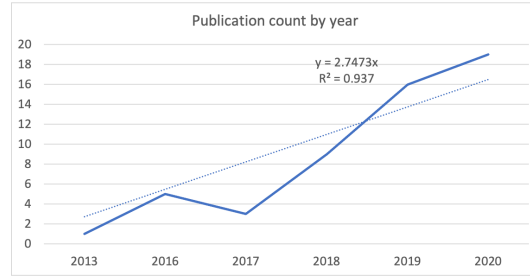


Figure 3: Corruption robustness publications by year

exclude this line of research for the following reasons. First, adversarial machine learning is already a widely-studied and important line of research and warrants a separate robustness review altogether. Several existing reviews already discuss this topic in great detail (see Section 3).

Additionally, adversarial examples are *explicitly constructed* (i.e., interventions on X for digital attacks or E for patch attacks) to manipulate deep learning model behavior whereas we aim to examine robustness in the context of alterations that occur naturally due to the sensor and/or natural environment and which are entirely independent of the deep learning model and computer vision task (i.e., direct samples from the tails of the distribution or those with simulated effects consistent with the tails corresponding to a causal intervention). While adversarial examples still represent an important perspective on worst-case performance, recent results [32] have raised questions about the strength of connections between robustness against synthesized adversarial examples and more naturally occurring corruptions.

Furthermore, while adversarial machine learning research is able to provide more precise mathematical definitions and constraints for the perturbations, these constraints often do not translate to real-world scenarios. For instance, L_p -norm bounds $\|\eta\|_p \leq \epsilon$ are typical for constraining adversarial perturbations, yet common corruptions often trivially violate these bounds (e.g., salt-and-pepper noise - See Appendix D). As such, this complicates the ability to understand and generalize adversarial methods to more common scenarios and further demonstrates the arbitrary and overly-constrained nature of this perturbation-based definition.

Lastly, unless a study under consideration explicitly evaluates on non-adversarial corruptions/ alterations, we can only speculate as to whether an adversarial-robustness tactic translates to non-adversarial conditions. As such, we focus explicitly on methods which directly address or evaluate on natural corruptions/perturbations (i.e., samples from the tails of the marginals of E, S, R) and exclude those with only an adversarial focus.

4.5 Data Extraction Strategy

For studies which met the inclusion criteria, we perform a detailed extraction aimed at answering the research questions from Section 4.1. A data extraction template was developed and is summarized in Appendix C.

4.6 Synthesis of Data

Data is synthesized and organized according to the four research questions outlined in Section 4.1. Studies were grouped and compared according to the types of robustness tactics and evaluations performed. General trends were identified across both included and excluded papers while detailed trends were extracted from the included studies only. The results of the overall search are summarized in Figure 2. Note, for various analyses, we indicate paper counts in parentheses in the text.

5 Results

5.1 General Trends

Included studies (53) related to non-adversarial robustness extend back to 2013 with the number of annual publications increasing steadily in the years since (see Figure 3). Publications were spread across well regarded computer vision and machine learning venues including CVPR, NeurIPS, ICCV, ECCV, ICML, MICCAI, and ICIIP (among others). In combination, these provide clear evidence that the computer vision and machine learning community are increasingly invested in studying this aspect of deep learning robustness. However, as Figure 2 illustrates, studies on adversarial robustness alone are significantly more widespread and account for nearly 50% of excluded studies. This fraction is especially interesting given that our search did not explicitly include adversarial-related terms. This further illustrates both the disproportionate focus on adversarial research relative to non-adversarial conditions as well as the confounding robustness terminology.

In terms of motivation, 31 studies focus explicitly on corruption robustness and provide both a robustness tactic and evaluation. These tactics were split relatively evenly across data augmentation (13), architecture (10), and optimization (8). While methods may overlap across these labels, they are assigned according to their primary category. Additionally, 12 studies focus on more general purpose methods (i.e., providing no explicit robustness tactic) split over architecture (8) and optimization (4) and address robustness through explicit evaluation. An additional nine studies provide an evaluation only, absent of any novel tactics for addressing the non-adversarial robustness problem.

5.2 RQ1 - How is model robustness formally defined in the literature?

Of the 53 studies analyzed, formal mathematical definitions of robustness were largely absent. [78] loosely connects corruption robustness to the single-source domain generalization problem (formally defined in [50]). [79] interprets robustness in the context of stability training with the perspective that (*clean, perturbed*) image pairs with small distance between them should similarly have small distance in feature space.

Of most relevance, [24] defines robustness as average-case performance over a set of corruptions which leads to their definition of mean Corruption Error (mCE), relative Corruption Error (rCE), and Flip Probability (FP). The metrics mCE and rCE can be defined as:

$$mCE = \sum_{c \in \mathcal{C}} \sum_{s=1}^5 \frac{E_s^c}{E_{AlexNet,s}^c} \quad rCE = \sum_{c \in \mathcal{C}} \sum_{s=1}^5 \frac{E_s^c - E_{clean}}{E_{AlexNet,s}^c - E_{AlexNet,clean}}$$

where E is the classifier’s error rate, \mathcal{C} is a set of corruptions, and s is the severity of the corruption. The AlexNet model [31] is chosen to provide a common point of reference across DNN models.

Similarly, [32] provides a set of corruption categories and the robustness score to measure the ratio of the model’s corruption accuracy to its clean accuracy ($R_M^\phi = A_\phi / A_{clean}$, for model M , corruption ϕ , and where A denotes accuracy). Both [24] and [32] provide multiple corruption conditions as representative examples (such as varying noise, blur, weather, and rendering conditions) and provide novel metrics as proxies for describing and measuring robustness. While the corruptions identified in these studies were motivated by real world experiences and prior work, retroactive mapping to the data generating model in Figure 1 would enable a more concrete and quantitative analysis regarding their respective likelihoods and effects.

While these metrics incorporate both corruption type and severity, they assume equal likelihood and weighting between these conditions which does not reflect the real world where natural phenomena occur with widely varying frequencies and consequences. The data generating model (Fig. 1) provides a more concrete framework for characterizing or modeling relevant differences in corruption/alteration likelihoods. The general absence of rigorous mathematical definitions of real-world robustness in these studies speaks to the on-going ambiguous and confounding uses of the term in the research community.

5.3 RQ2 - What are the datasets and data collection/synthesis strategies used to evaluate non-adversarial robustness?

Table 1 provides a breakdown of imaging corruptions according to their source in the data generating model of Fig. 1. Common benchmarks, such as ImageNet-C/P produced by [24], provide well-defined test datasets around which many robustness evaluations were performed. Subsets of these datasets were also used to target evaluations to specific components such as sensor noise (S) or lighting (E) conditions only. In many cases, custom benchmarks were also defined where specific corruptions were gathered naturally or generated synthetically. For both common and custom benchmarks, most corruptions were typically generated synthetically via well-defined pre-processing steps which act as direct interventions on the corresponding node(s) of the DAG in Fig. 1. These methods are often easily transferable to similar domains and new datasets.

While many corruptions/alterations are generated synthetically, their true likelihood relative to the data generating model (Figure 1) is often unknown or not examined in these studies. While the SCM and associated DAG in Fig. 1 support arbitrary interventions on the nodes, in order to test a DNN’s true robustness to low-likelihood conditions, it is clearly important to ensure that the interventions found in common benchmarks indeed map to conditions represented in the tails of the data distribution. This mapping is made loosely, if at all, in the studies examined and presents an opportunity for the development of more rigorous data characterization methods in the future.

Many robustness tactics (13) were evaluated against a combination of environment, sensor, and rendering corruptions while the vast majority (25) focused specifically on sensor-related corruptions (e. g., Gaussian, shot, or impulse noise). Environmental corruptions (typically lighting, rain) received the next most attention (9) while rendering corruptions (e. g., compression artifacts) were studied the least (7).

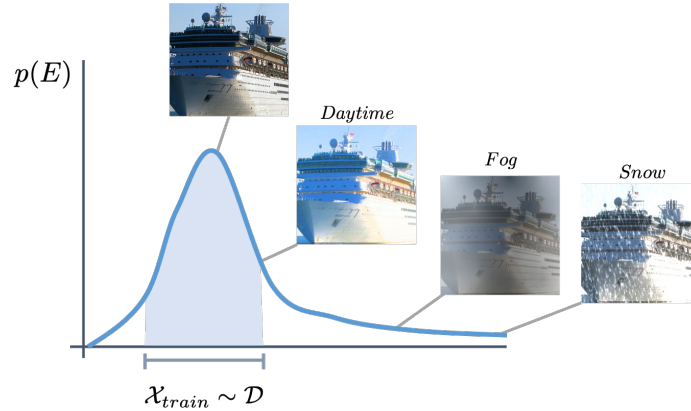


Figure 4: Marginals from the data generating model provide insights into the nature, severity, and likelihood of image alterations/corruptions. Here shown is an illustration of increasingly unlikely weather events sampled from the marginal distribution for the sensor (E). Note that the training set \mathcal{X}_{train} is most likely sampled from the body of the full distribution given the higher likelihood of those samples and the finite size of \mathcal{X}_{train} . Images adapted from ImageNet, ImageNet-C [24].

5.4 RQ3 - How is robustness evaluated and measured for conventional computer vision tasks?

The vast majority of studies (38) considered robustness in the context of image classification while other standard vision tasks like object detection (4) and segmentation (2) were considerably less popular. Other studies considered optical flow [22, 37], saliency estimation [71, 60], multi-spectral feature learning [68], texture classification [39], patch matching [59], and visual odometry [13].

Evaluation procedures explicitly tested baseline models and robustness tactics on corrupted data (as discussed in Sec. 5.3). In many cases (18), corruptions were also included in the training phase and in a subset of those instances (10), the corruption distribution in the evaluation phase appeared to match that of the training stage which is likely not a fair assessment of a model’s robustness to long-tailed events. In principle, since the data generating distribution is expected to be extremely long-tailed,

Table 1: Types of corruptions used during evaluation grouped according to their data source.

Corruption Type	Common Benchmark	Custom Benchmark
Environment (e. g., weather, lighting)	[70, 71]	[68, 57, 51, 59, 58, 37, 13]
Sensor (e. g., noise, blur, contrast)	[36, 69, 70]	[21, 44, 10, 66, 38, 60, 28, 19, 61, 53, 7, 1, 55, 39, 4, 57, 63, 58, 8, 29, 13, 16]
Rendering (e. g., digital artifacts, filters)	[69]	[79, 66, 61, 6, 63, 74]
All (E, S, R)	[14, 40, 24, 76, 67, 78, 72, 34, 54, 35, 33]	[32, 56]

it is unlikely that even prior knowledge about the tails will adequately describe them. As such, the recommended evaluation procedure would require that DNNs have no prior knowledge of these tails during their optimization and validation stages with their exposure to corruptions occurring the final evaluation. In general, most studies (33) followed a more conventional approach by not augmenting their training set with known/expected corruptions but rather only explicitly addressed them during evaluation. Since these corruptions are long-tail events, it is possible that some may have naturally existed within the training set already. The key distinction is that these studies did not induce a false distribution shift by over-sampling from the tails during training.

Focusing on the image classification studies, robustness evaluation metrics included standard classification accuracy (28), mean Corruption Error [24] (7), Robustness Score [32, 33] (2), and precision at Top-1 [79]. Of the studies which examined multiple corruption categories (31), noise (20) and blur (5) corruptions were found to have the strongest impact on performance. In the noise category, even when employing the robustness tactic, 11 studies exhibited an accuracy degradation (relative to clean accuracy) of more than 20% (with 6 of those greater than 30%). While the observed performance degradation for most corruption categories is not as severe as with adversarial examples, the magnitude of the drop is still significant enough to raise concerns about the use of these models in real world and safety-critical scenarios.

5.5 RQ4 - What are the primary forms of robustness tactics for computer vision?

A summary of the papers organized by tactic can be found in Table 2. Studies were binned according to the primary focus of their approach: (1) architecture, (2) data augmentation, (3) optimization, or (4) evaluation only.

Table 2: Papers organized by robustness tactic

Tactic Type	Explicit (robustness as motivation)	Implicit (robustness via evaluation)
Optimization	[66, 56, 38, 11, 79, 54, 70, 29]	[49, 78, 72, 44]
Architecture	[14, 40, 36, 69, 68, 2, 61, 7, 51, 37, 13]	[76, 73, 67, 59, 71, 8, 35]
Data	[21, 19, 30, 28, 77, 34, 32, 1, 74, 33, 22, 55, 4]	
(None) Evaluation only	[10, 24, 53, 39, 57, 6, 63, 58, 16]	

5.5.1 Architecture

Architectural robustness tactics can be roughly categorized according to the scale of the design elements ranging from single computational layers to design patterns/motifs to full architectures. The scale of the approach speaks to its generalizability since a single layer is more likely to have general utility compared to a specialized full network.

In tackling the non-adversarial corruption robustness problem, the majority of architecture-based tactics (18) were found to be full architectures (8) or motifs (4). Several task-specific methods such as [59, 13, 37, 71] sought custom architectural solutions for image patch-matching, visual odometry, optical flow, and saliency detection, respectively. While these methods demonstrate some robustness

to various conditions, the specificity and diversity of the architectures for each task prevents drawing more generalized conclusions about the true source of robustness in these cases.

In contrast, [73] introduced the Neural Ordinary Differential Equation (ODE) for interpolating between residual and non-residual neural networks. The inclusion of a damping term in the ODE formulation of [73] ensures local stability of the model to input perturbations. The Neural ODE was further extended in [40] by including stochastic network elements such as Dropout, Drop Block, stochastic depth, and random smoothing. Theoretical analysis points to the added stochastic jump-diffusion terms as providing a guarantee on the asymptotic stability of the ODE. Both methods consider stability in terms of bounded perturbations (akin to adversarial conditions) but also demonstrate strong performance under non-adversarial corruption conditions (2-4% improvement on CIFAR10-C relative to the ODE variant but a >10% gap persists between the accuracy on the clean vs. lowest severity conditions).

Motif-based architectural tactics such as [2, 7, 51, 8, 14, 76] provide finer granularity for characterizing robustness gains. On the pre-processing end, [2, 7] introduce modules for image denoising while [51] addresses contrast normalization.

Taking inspiration from biology, [14] introduces the VOneBlock which consists of a CNN model with fixed-weights modeling known properties of early visual processing in primates. The module employs fixed-weight Gabor filtering followed by a non-linearity (for distinguishing simple and complex cells) and a stochastic layer. Ablation studies illustrate that removing high spatial frequency Gabor filters and stochasticity both lead to improved corruption robustness (while adversely impacting adversarial robustness). Nonetheless, the reported robustness gap between clean and corrupted images from ImageNet-C is still -31.7% top-1 accuracy.

A late binding approach, [8] uses an attention module to compute a weighting over feature maps from multiple input streams (e. g., visible and infrared streams) which allows implicit adaptation to imaging corruptions such as lighting and noise.

More general purpose computational layers were introduced in [76, 36, 35]. Both [76] and [36] take a signal processing perspective in addressing corruption robustness. In particular, [76] returns to first principles by designing anti-aliasing versions of max/average pooling and strided convolutions. In contrast, [36] provides wavelet-based alternatives to down/up-sampling and demonstrates added robustness to noise corruptions. Lastly, inspired by the Discrete Cosine Transform, [35] developed a series of learnable sparse transforms (LST) with the intent of reducing feature redundancies which can be applied over space, channels, and for importance-based feature map resizing. LST bottlenecks can easily replace bottlenecks in common CNN architectures (e. g., ResNet, AlexNet) and are shown to provide accuracy improvements (70.54 mCE vs. 77.01 mCE for LST-Net-50, ResNet-50 respectively) across all corruption categories in ImageNet-C [24] relative to the unmodified architectures.

The diversity of architectural strategies provides little indication of a clear direction forward. Several methods ([76, 36, 14]) take a spectral perspective and encourage DNNs to preferentially exploit low-frequency information over high-frequency features. While this does not solve the robustness problem (even in the high-frequency noise scenarios), it presents a minor theme amongst an otherwise scattered set of custom architectures or motifs with limited theoretical grounding and partial empirical success.

From a causal perspective, we can utilize our knowledge of the data generating process to build robust architectures using a two step approach. By viewing the distributional shift, noise, or other corruptions as an intervention, as done in [12], we can attempt to learn the inverse of the intervention mechanism. Then in the first step, we utilize the inverse function to transform the test image back to better match the distribution of the training images. Then second step involves performing classification as usual on this transformed image.

5.5.2 Data Augmentation

Data augmentation tactics aim to increase robustness by diversifying the training dataset to encourage models to be invariant to features or concepts not included in the set \mathcal{C} . Recent work [21] provided substantial empirical results that demonstrate that conventionally trained deep learning models fail to maintain accuracy when exposed to various forms of noise (e. g., uniform, Gaussian, salt-and-pepper) and distortion (e. g., Eidolon, contrast, rotation). Their work further illustrated that augmenting the training data with one or more forms of corruption leads to a preservation of accuracy on the seen

corruptions but degradation with respect to unseen corruptions outside the training augmentations. Additional studies report consistent findings [28, 22, 4, 32, 74].

In more specific corruption scenarios, [55] suggests training on quantized grayscale versions of original RGB training datasets to gain robustness to Gaussian noise corruption. To address color constancy errors, [1] presents a novel approach which combines white balancing as a pre-processing and augmentation step. Their method estimates color transformation matrices using a nearest neighbor search over compressed color features of the training dataset which can be applied to new test images to perform color correction.

Later, Geirhos et al. [19] provide substantial evidence that neural networks are over-reliant on texture information which they demonstrate is in stark contrast to humans who exhibit much stronger shape preferences for classification. To reduce this dependency, the ImageNet training dataset was augmented using style transfer [18] to create additional texturized variants. Results demonstrated measurable accuracy improvements on the unseen common corruptions in ImageNet-C (69.3 mCE vs. 76.7 for ResNet-50 with and without Stylized ImageNet augmentation) as well as evidence that this form of augmentation increases the shape-bias of DNNs.

Lastly, a new class of methods deriving from Mixup [75] have led to steady improvements in corruption robustness. The original formulation used linear mixing of training images and labels to encourage more stable predictions on data outside the training distribution (e. g., corrupted test images). Following [75] came related studies such as [30, 34, 33, 77]. The PuzzleMix method [30] extends standard Mixup by optimizing the degree of information retained by original pairs of images as well as performing optimal transport between the two images to preserve saliency information in the merged result. Smoothmix [34] was developed to alleviate strong edge effects as might be observed in augmentation methods like PuzzleMix. Whenever a candidate pair of images is sampled for mixing, Smoothmix generates a smooth blending mask determined by first randomly sampling the mask shape and then associated shape parameters (e. g., square or circle masks with sampled dimensions). Images are combined using the mask and labels are smoothed using the relative proportions of each image derived from the mask. Reported gains amount to 1.03% error improvement on CIFAR100-C but a -31.4% gap relative to the error for the clean CIFAR100 dataset. Later methods like AugMix [26] further improved corruption robustness by mixing with multiple transformations and augmenting the training loss with a Jensen-Shannon divergence between predictions on clean and augmented data points. The method was shown to transfer well to other domains such as in Peripheral Blood Smear Images [77].

Data augmentation has proven a popular research strategy and achieves moderate empirical success albeit often lacking theoretical grounding. From the causal perspective discussed earlier, data augmentation can be thought of as performing a soft intervention on the distribution of the covariates, so as to generate more low-likelihood samples and thus allow models to more effectively learn relevant features from those samples (a perspective consistent with [75, 30, 34, 33, 77]). While these data augmentation tactics certainly increase the diversity of the training samples processed by the DNN, there is still no guarantee that such samples are in the true tail of the data generating model’s distribution. Furthermore, even in its high-level description, each node of the data generating model in Fig. 1 is intrinsically complex and may be further factorized into additional sub-graphs, ultimately yielding complex distributions where relying on data augmentations is unlikely to scale effectively (as shown more directly in [21]). Using the framework of selection bias, additional tools from that literature could be borrowed and adapted to better address these data-related challenges.

5.5.3 Optimization

Optimization-based robustness tactics modify learning objectives to improve resilience to corrupted inputs and encourage learning informative/discriminative features. The design of the loss function or training process attempts to remove potential learning shortcuts which lead to poor generalization and brittleness in the model.

Recently, adversarial training has emerged as a class of techniques which bridges the gap between pure data augmentation and optimization approaches. Methods such as [41] construct a minmax problem where the inner maximization aims to find effective perturbations δ from some distribution Δ (e. g., adversarial or noise) while the outer minimization aims to update the model parameters θ to reduce expected error. Most closely related to this approach is the work by [54] which learns a noise distribution from which to sample δ . This Adversarial Noise Training approach yields an 11.2%

improvement in Top-1 accuracy on ImageNet-C (relative to a standard trained ResNet-50 baseline) but a -25.7% gap between the clean and corruption accuracy remains (76.1% vs. 50.4%).

A novel information theoretic approach is taken in [78] which uses the maximization phase to find perturbations which simulate “hard” target domains. Using the Information Bottleneck principle, the inner phase is regularized by a maximum-entropy term which acts as a lower bound on the mutual information between the input and latent representations. This subsequently encourages perturbations which are not easily compressed and forces the optimization to be selective in the learned representations (ideally resulting in more corruption-resistant features).

Separately, [66] reformulate the adversarial training so that the maximization aims to reduce the label predictability given spatially local features while the minimization is used to train an auxiliary classifier to be highly predictive on the same local features.

Beyond adversarial training, regularization techniques add terms to the learning objective to further constrain the optimization. Leveraging neural recordings from mice, [38] introduces a form of regularization which encourages similarity between learned representations and measured brain activity which led to increased robustness against additive noise (a 30% accuracy gain at the highest noise level relative to the unmodified baseline but a >30% accuracy drop relative to the noiseless case for the neural-regularized model). In contrast, [72] uses losses computed over sampled sub-networks which to further regularize the optimization. Unlike standard Dropout, structured sampling is performed by leveraging the model’s architecture when computing gradients based on the regularization terms. Another structured dropout strategy is employed by [56] where output neurons are dropped at rates proportional to the self-information of the corresponding input image patches. Additionally, [44] uses a sparse coding approach which aims to minimize the L_0 norm (or a relaxation thereof) of the output features.

Via contrastive learning, [79] adds a stability loss term based on pairs of clean, perturbed image features. [49] uses a triple loss to learn an embedding space more strongly tied to discriminative image features while avoiding learning spurious correlations. Using multiple domains, [11] provides a tactic for pre-training using multiple degradations whereas [70] leverages gradients from the loss computed while training an auxiliary domain classifier to learn domain-invariant features. Lastly, [29] present MUTE, a novel approach which moves away from standard one-hot encodings in classification tasks with a method for finding alternative target encodings which capture inherent ambiguities in the training sample.

While these optimization methods (e. g., adversarial training, contrastive methods) also manipulate input data (akin to augmentation), they do so in concert with a specific objective (rather than agnostic to it). These optimization techniques can be seen as attempts to learn the invariant causal mechanism corresponding to the function κ in Fig. 1. However, by explicitly positing a data generating process and identifying the causal parents of Y , these techniques could further target the optimization toward learning the invariant mechanism that will possess the desired robustness properties.

However, this connection to augmentation suggests that these approaches are still attempting to model sampling from the tails of the data-generating distribution during training rather than encouraging the model to learn the true underlying concepts. Since the data manipulations are not necessarily guaranteed to accurately simulate or come from the true tails of the data distribution, there are currently no guarantees that they will also lead to improvements in robustness equally across all corruption conditions. Reported tactics demonstrate measurable improvements relative to baseline methods (often >10%) but in most cases a robustness gap persists (>20% difference in clean/corrupted accuracy).

6 Limitations

In order to provide a reasonable scope to this review, the search terms, sources, and assessment criteria we used may have resulted in the exclusion of potentially relevant papers. In particular, by excluding adversarial machine learning papers (unless explicitly evaluated outside the synthesized attack paradigm) this review may ignore a non-negligible number of methods which are capable of translating adversarial robustness to non-adversarial robustness challenges.

Additionally, while search terms were chosen judiciously, the final set still imposes unavoidable bias on the search results. The use of controlled vocabulary in the search should improve the quality of the

returned matches but may introduce biases/inconsistencies depending on the accuracy of the indexing methodology employed by the electronic database.

Furthermore, as described in Section 4.2, general and targeted searches were performed to limit the total number of papers to a reasonable quantity for the initial screening. This naturally increases the likelihood that relevant papers were excluded. However, the search terms and range of conference venues were sufficiently broad to ensure that relevant papers would not be missed. While many studies in this domain are often released as pre-prints (e. g., via sites like arXiv), our exclusion of non-peer reviewed studies is likely to further bias the final pool of studies in our analysis. However, the peer-reviewed publications included in our search still enable us to identify key themes and consistencies in quantitative results. Outside of the results from our systematic search, a small number relevant papers were identified to provide additional context as necessary but which remain consistent with the main themes of the review.

7 Discussion and Perspectives

7.1 Formalizing Robustness

The results of this review highlight several trends and shortcomings in the field. First and foremost, the mathematical definition of robustness remains largely missing from on-going research. While several studies attempted partial definitions, the working assumption in most studies suggests simply that models should not sacrifice performance in the face of altered/corrupted inputs. However, these partial definitions fail to specifically address:

- Under what real world conditions should this performance constancy assumption hold?
- What kinds of alterations/corruptions are valid under this assumption?
- How does the severity/likelihood of image alterations/corruptions matter?
- To what extent does the clean accuracy of the model influence the determination of a model’s ‘robustness’?
- What is the role of the train and test distributions in this context?
- What is the likelihood of the alteration/corruption and what is the effect of this likelihood on robustness?
- How should robustness evaluation and measurement account for downstream consequences?

In particular, these questions probe at developing approaches to clearly identify the corruption preconditions under which a model’s performance is not expected to change. At one extreme, adversarial examples provide worst case corruptions along with a well-defined expectation that models should remain performant under small, bounded perturbations. On the other extreme, heavy noise or blurring can render images unrecognizable (even to humans), suggesting the importance for defining corruption-conditional measures of severity. Robustness definitions need to better account for expected model behavior when operating at points between these two extremes.

Furthermore, robustness to non-adversarial corruptions, as described in the literature, is often conflated with robustness to adversarial examples, distribution shift, and domain generalization. Because these are not equivalent, more precise terminology and mathematical descriptions are necessary to disambiguate these cases. Our data generating model in Section 2.2.2 provides an initial attempt at addressing this issue by distinguishing corruptions as low likelihood samples and distribution shifts as changes to particular marginals of the data generating distribution.

On the evaluation end, metrics like mCE , rCE and Robustness Score provide a foundation for studying the effects of clean accuracy and corruption severity on model robustness but are not a substitute for a formal definition. These metrics implicitly mask the rate of change in performance degradation over corruption severities and types. The use of AlexNet [31] in mCE and rCE as a fixed point of reference is essentially arbitrary and severely limits the interpretability of the metric. Future research can build off of these metrics while also considering the questions raised earlier, particularly with respect to incorporating the unequal impact or likelihood of corruptions and the underlying assumptions regarding the DNN under test.

7.2 Robustness Tactics

Amongst the studies in this review, robustness tactics were relatively evenly spread across architecture, data, and optimization categories. Architectural approaches focused heavily on feedforward, convolutional methods. Methods focusing on full architectures limit their generalizability to new domains and/or corruption scenarios. Methods which introduced smaller motifs offer greater generalizability but often failed to close the robustness gap (especially in the noise case). On either end of the spectrum, no method was able to demonstrate constant or near-constant performance over all corruptions/alterations and severities and few or no guarantees on performance were provided in the context of non-adversarial distortions.

Data augmentation techniques, especially those deriving from the Mixup method, yield marked improvements in task performance. Nonetheless, the Mixup-style approaches often require significant additional computational resources while measurable performance degradation still persists. Several studies demonstrated that training on narrow sets of corruption conditions produced narrow robustness for similar conditions, showing that DNNs can benefit from controlling for covariates during training but that the set of covariates is still small compared to the combinatorial explosion for covering all possibilities. Extending these approaches to control for a wider variety of corruptions is simply not practical given the extreme variability of the real world described by the long-tailed distributions from the SCM in Fig. 1. Generally speaking, viewing non-adversarial corruptions/alterations as resulting from low likelihood samples from E, S, R in the data generating distribution suggests augmentation techniques are unlikely to sufficiently scale to capture the tails of the underlying true distribution. Many of the optimization strategies presented take a similar approach and as such, are likely to hit the same limitations.

Additionally, the growing over-reliance on increasing quantities of training data speaks to the question of whether definitions of robustness should also account for the training sample complexity. Recent work [20] suggests that increasing dataset size is currently the most successful strategy towards improving DNN robustness yet, even for datasets of hundreds of millions of images, a measurable gap remains. If the required sample complexity must continue to grow even beyond these already massive datasets, it raises the issue of whether this strategy is sustainable. Even if the factors of the data generating model could be represented by a reasonably small number of variables, the number of training samples required to ensure sufficient coverage of the domain and generalization beyond training conditions would be prohibitively large. This suggests current architectures and optimization tactics need to shift accordingly. Lifelong or curriculum learning offer potential alternative tactics for increasing training data efficiency while dynamic models with recurrence or feedback might enable DNNs to be adaptive to long-tail events and changing conditions. Future tactics should consider how DNN robustness to non-adversarial corruptions/alterations can be improved without simply increasing the sample complexity.

7.3 Causal Approaches to Robustness

While our SCM and DAG for the image generating process directly addresses robustness as relating to long-tail events, other work[46, 12] provides useful alternate causal viewpoints which harmonize well with our interpretation yet offer separate perspectives.

In these other causal methods, covariate shift and domain adaptation are then viewed as a result of interventions on the data generating process. This allows for robustness to be defined as the ability to predict well when the test data is generated from an interventional distribution. To learn robust prediction algorithms, these methods utilize the causal invariance principle which states that the causal mechanisms that generate the data are modular, i. e., one mechanism does not change when another is intervened on. This means the causal mechanisms are robust to changes in the distribution of the covariates.

And so [12] applies this principle to learn causal regressions – regressing the response variable Y onto its causal parents. This causal regression possesses robustness properties, and is shown to be optimal in certain settings. Although not explicitly applied in the image domain, the framework is sufficiently general to deal with high dimensional data.

In a slightly different approach, [46] learn the inverse of the mechanism that induces the covariate shift. This is done using a mixture of experts in an unsupervised fashion. Generalizability is achieved

by “inverting” the shifted data points back to their original distribution and then performing prediction as usual.

This separate line of work offers additional causal interpretations which provide evidence that while tactics discussed in this review may emulate aspects of these causal processes, more direct application of these techniques could offer greater potential for robustness gains.

7.4 Conclusions and Future Research Directions

While much progress has been made in improving the robustness of deep learning models to altered or corrupted inputs, the results of this study and separate large-scale empirical efforts [64, 15] demonstrate a persistent robustness gap. In order to close this gap, an essential consideration for future research is a clear, concise definition of robustness in computer vision which better establishes preconditions such as the expected corruption types, likelihood, and severity, as well as a clear definition of the expected model performance under these conditions.

In the context of tactics, adaptive models were largely absent in the studies in this review. For instance, models utilizing top-down or recurrent feedback might offer greater capacity for adaptation to corruptions during the inference stage. The majority of tactics (architectural, data, or optimization-focused) operate on the assumption that a static set of weights can be learned, which is robust in the face of diverse corruption types and severities. This assumption may need to be more heavily challenged in order to achieve greater corruption robustness.

The growing popularity in common corruption robustness research has been well supported by the introduction of new benchmark datasets [24, 77, 5, 42] and metrics. While these are indispensable resources, future research should take care not to collectively over-fit methods to these benchmarks but should introduce additional custom evaluations when possible in an effort to perform more targeted interventions on the data generating process consistent with the task and expectations about the model. At a minimum, robustness evaluations should be a standard consideration when introducing novel vision models or algorithms, sometimes requiring custom datasets to probe model performance boundaries. Furthermore, since it is well-established that DNNs are capable of achieving state-of-the-art performance on a range of tasks, the robustness of these models to non-adversarial alterations/distortions should be considered in the initial design rather than as an afterthought during evaluation. In viewing robustness as a relative measure of performance between events sampled from the tail and body of the data distribution, well-defined expectations about DNN performance for specific interventions on the data generating model should be defined a priori. This way, DNNs can claim robustness under specific conditions when they meet or exceed expectations. Model robustness in this context then stands to act as a differentiator when comparing multiple approaches (rather than simply focusing on state-of-the-art performance).

Future research should strive to develop new methods for better characterizing the properties of training/test distributions including the extent to which the samples adequately represent the tails of the underlying data generating distribution. While data augmentation and large-scale training datasets are likely not sustainable solutions, one approach to counter these trends would be to develop methods for more intelligently sampling training data. The proposed SCM and DAG in Fig. 1 provides a more explicit mechanism for understanding and performing this more targeted sampling. New methods could establish sufficient conditions for datasets with respect to both concept learning and robustness to expected corruptions/alterations. Additionally, given the apparent importance of dataset size and diversity for model robustness, future research could develop novel methods for predicting/estimating a model’s robustness as a function of its underlying training dataset.

While adversarial robustness remains a popular and relevant direction of research, the studies in this review demonstrate that natural image corruptions alone yield a significant performance gap. If the research community is content to continue to search for, e. g., 1-3% improvements in performance on clean benchmark tasks, it should be equally invested in protecting those gains against even larger degradation, e. g., 10-30%, due to common corruptions and other natural, non-adversarial image alterations. Failure to mind this gap could have severe consequences in future safety-critical applications.

References

- [1] Mahmoud Afifi and Michael Brown. What else can fool deep learning? addressing color constancy errors on deep neural network performance. volume 2019-Octob, pages 243–252, York University, Toronto, CanadaSamsung AI Center, Toronto, Canada, 2019. Institute of Electrical and Electronics Engineers Inc.
- [2] Forest Agostinelli, Michael R Anderson, and Honglak Lee. Adaptive multi-column deep neural networks with application to robust image denoising. pages Air Force Office of Scientific Research (AFOSR); A–Air Force Office of Scientific Research (AFOSR); A, Division of Computer Science and Engineering, University of Michigan, Ann Arbor, MI 48109, United States, 2013. Neural information processing systems foundation.
- [3] Naveed Akhtar and Ajmal Mian. Threat of adversarial attacks on deep learning in computer vision: A survey. *Ieee Access*, 6:14410–14430, 2018.
- [4] Muhannad Alkaddour and Usman Tariq. Investigating the effect of noise on facial expression recognition. volume 944, pages 699–709, Department of Electrical Engineering, American University of Sharjah, PO Box 26666, Sharjah, United Arab Emirates, 2020. Springer Verlag.
- [5] Said Fahri Altindis, Yusuf Dalva, and Aysegul Dundar. Benchmarking the robustness of instance segmentation models. Sept. 2021.
- [6] Miloud Aqqa, Pranav Mantini, and Shishir K Shah. Understanding how video quality affects object detection algorithms. volume 5, pages 96–104, Quantitative Imaging Laboratory, Department of Computer Science, University of Houston, 4800 Calhoun Road, Houston; TX; 77021, United States, 2019. SciTePress.
- [7] Decky Aspandi, Oriol Martinez, Federico Sukno, and Xavier Binefa. Robust facial alignment with internal denoising auto-encoder. pages 143–150, Department of Information and Communication Technologies, Pompeu Fabra University, Barcelona, Spain, 2019. Institute of Electrical and Electronics Engineers Inc.
- [8] Alexei A Bastidas and Hanlin Tang. Channel attention networks. volume 2019-June, pages 881–888, Intel AI Lab, 2200 Mission College Blvd, Santa Clara; CA; 95054, United States, 2019. IEEE Computer Society.
- [9] Kenneth A Bollen. *Structural equations with latent variables*, volume 210. John Wiley & Sons, 1989.
- [10] Xiaoqi Chai, Qinle Ba, and Ge Yang. Characterizing robustness and sensitivity of convolutional neural networks in segmentation of fluorescence microscopy images. pages 3838–3842, Department of Biomedical Engineering, Carnegie Mellon University, Pittsburgh; PA; 15213, United StatesDepartment of Computational Biology, Carnegie Mellon University, Pittsburgh; PA; 15213, United States, 2018. IEEE Computer Society.
- [11] Bowen Cheng, Ding Liu, Zhangyang Wang, Haichao Zhang, and Thomas S Huang. Visual recognition in very low-quality settings: Delving into the power of pre-training. pages 8065–8066, Beckman Institute, University of Illinois at Urbana-Champaign, Urbana; IL; 61801, United StatesDepartment of Computer Science and Engineering, Texas A and M University, College Station; TX; 77843, United StatesBaidu Research, Sunnyvale; CA; 94089, United, 2018. AAAI press.
- [12] Rune Christiansen, Niklas Pfister, Martin Emil Jakobsen, Nicola Gnecco, and Jonas Peters. A causal framework for distribution generalization, 2021.
- [13] Gabriele Costante, Michele Mancini, Paolo Valigi, and Thomas A Ciarfuglia. Exploring representation learning with cnns for frame-to-frame ego-motion estimation. *IEEE Robotics and Automation Letters*, 1(1):18–25, 2016.
- [14] Joel Dapello, Tiago Marques, Martin Schrimpf, Franziska Geiger, David D Cox, and James J DiCarlo. Simulating a primary visual cortex at the front of cnns improves robustness to image perturbations. volume 2020-December, pages Apple; et al.; Microsoft; PDT Partners; Sony; Tenstorrent–Apple; et al.; Microsoft; PDT Partners; Sony; Tenstorrent, Department of Brain and Cognitive Sciences, MIT, Cambridge; MA; 02139, United StatesMcGovern Institute for Brain Research, MIT, Cambridge; MA; 02139, United StatesSchool of Engineering and Applied Sciences, Harvard University, Cambridge; MA; 02139, United, 2020. Neural information processing systems foundation.
- [15] Josip Djolonga, Jessica Yung, Michael Tschannen, Rob Romijnders, Lucas Beyer, Alexander Kolesnikov, Joan Puigcerver, Matthias Minderer, Alexander Nicholas D’Amour, Dan Moldovan, Sylvain Gelly, Neil Houlsby, Xiaohua Zhai, and Mario Lučić. On robustness and transferability of convolutional neural networks. In *Conference on Computer Vision and Pattern Recognition*, 2021.
- [16] Samuel Dodge and Lina Karam. Can the early human visual system compete with deep neural networks? volume 2018-Janua, pages 2798–2804, Arizona State University, United States, 2017. Institute of Electrical and Electronics Engineers Inc.
- [17] Frederick Eberhardt. Direct causes and the trouble with soft interventions. *Erkenntnis*, 79(4):755–777, 2014.
- [18] Leon A Gatys, Alexander S Ecker, and Matthias Bethge. Image style transfer using convolutional neural networks. In *Proceedings of the IEEE conference on computer vision and pattern recognition*, pages 2414–2423, 2016.
- [19] Robert Geirhos, Claudio Michaelis, Felix A Wichmann, Patricia Rubisch, Matthias Bethge, and Wieland Brendel. Imagenet-trained cnns are biased towards texture; increasing shape bias improves accuracy and robustness. pages –, University of Tübingen, IMPRS-IS, GermanyUniversity of Tübingen, GermanyUniversity of Tübingen, U. of Edinburgh, Germany, 2019. International Conference on Learning Representations, ICLR.

- [20] Robert Geirhos, Kantharaju Narayanappa, Benjamin Mitzkus, Tizian Thieringer, Matthias Bethge, Felix A Wichmann, and Wieland Brendel. Partial success in closing the gap between human and machine vision. *arXiv preprint arXiv:2106.07411*, 2021.
- [21] Robert Geirhos, Heiko H Schutt, Carlos R Medina Temme, Matthias Bethge, Jonas Rauber, and Felix A Wichmann. Generalisation in humans and deep neural networks. volume 2018-Decem, pages 7538–7550, Neural Information Processing Group, University of Tübingen, GermanyCentre for Integrative Neuroscience, University of Tübingen, GermanyInternational Max Planck Research School for Intelligent Systems, GermanyGraduate School of Neural and Behavioural Scie, 2018. Neural information processing systems foundation.
- [22] Josh Harguess, Diego Marez, and Nancy Ronquillo. An investigation into strategies to improve optical flow on degraded data. volume 10645, pages The Society of Photo–Optical Instrumentation Engin, Space and Naval Warfare Systems Center Pacific, United StatesUniversity of California, San Diego, United States, 2018. SPIE.
- [23] Dan Hendrycks, Steven Basart, Norman Mu, Saurav Kadavath, Frank Wang, Evan Dorundo, Rahul Desai, Tyler Zhu, Samyak Parajuli, Mike Guo, et al. The many faces of robustness: A critical analysis of out-of-distribution generalization. *arXiv preprint arXiv:2006.16241*, 2020.
- [24] Dan Hendrycks and Thomas Dietterich. Benchmarking neural network robustness to common corruptions and perturbations. pages –, University of California, Berkeley, United StatesOregon State University, United States, 2019. International Conference on Learning Representations, ICLR.
- [25] Dan Hendrycks and Thomas Dietterich. Benchmarking neural network robustness to common corruptions and perturbations. *arXiv preprint arXiv:1903.12261*, 2019.
- [26] Dan Hendrycks, Norman Mu, Ekin D Cubuk, Barret Zoph, Justin Gilmer, and Balaji Lakshminarayanan. Augmix: A simple data processing method to improve robustness and uncertainty. *arXiv preprint arXiv:1912.02781*, 2019.
- [27] Xiaowei Huang, Daniel Kroening, Wenjie Ruan, James Sharp, Youcheng Sun, Emese Thamo, Min Wu, and Xinping Yi. A survey of safety and trustworthiness of deep neural networks: Verification, testing, adversarial attack and defence, and interpretability. *Computer Science Review*, 37:100270, 2020.
- [28] Yixing Huang, Tobias Wurfl, Katharina Breininger, Ling Liu, Gunter Lauritsch, and Andreas Maier. Some investigations on robustness of deep learning in limited angle tomography. volume 11070 LNCS, pages 145–153, Friedrich-Alexander Universität Erlangen-Nürnberg, Erlangen; 91058, GermanySiemens Healthcare GmbH, Forchheim; 91301, GermanyErlangen Graduate School in Advanced Optical Technologies (SAOT), Erlangen; 91058, Germany, 2018. Springer Verlag.
- [29] Mayoore S Jaiswal, Bumsoo Kang, Jinho Lee, and Minsik Cho. Mute: Inter-class ambiguity driven multi-hot target encoding for deep neural network design. volume 2020-June, pages 3254–3263, IBM, Austin; TX, United StatesKAIST, Daejeon, Korea, Republic ofYonsei University, Seoul, Korea, Republic of, 2020. IEEE Computer Society.
- [30] Jang-Hyun Kim, Wonho Choo, and Hyun Oh Song. Puzzle mix: Exploiting saliency and local statistics for optimal mixup. volume PartF16814, pages 5231–5241, Department of Computer Science and Engineering, Seoul National University, Seoul, Korea, Republic ofNeural Processing Research Center, United States, 2020. International Machine Learning Society (IMLS).
- [31] Alex Krizhevsky, Ilya Sutskever, and Geoffrey E Hinton. Imagenet classification with deep convolutional neural networks. *Advances in neural information processing systems*, 25:1097–1105, 2012.
- [32] Alfred Laugros, Alice Caplier, and Matthieu Ospici. Are adversarial robustness and common perturbation robustness independent attributes? pages 1045–1054, Univ. Grenoble Alpes, FranceAtos, France, 2019. Institute of Electrical and Electronics Engineers Inc.
- [33] Alfred Laugros, Alice Caplier, and Matthieu Ospici. Addressing neural network robustness with mixup and targeted labeling adversarial training. volume 12539 LNCS, pages 178–195, Atos, Bezons, FranceUniv. Grenoble Alpes, Grenoble, France, 2020. Springer Science and Business Media Deutschland GmbH.
- [34] Jin-Ha Lee, Muhammad Zaigham Zaheer, Marcella Astrid, and Seung-Ik Lee. Smoothmix: A simple yet effective data augmentation to train robust classifiers. volume 2020-June, pages 3264–3274, University of Science and Technology, Korea, Republic ofElectronics and Telecommunications Research Institute, Daejeon, Korea, Republic of, 2020. IEEE Computer Society.
- [35] Lida Li, Kun Wang, Shuai Li, Xiangchu Feng, and Lei Zhang. Lst-net: Learning a convolutional neural network with a learnable sparse transform. volume 12355 LNCS, pages 562–579, Department of Computing, The Hong Kong Polytechnic University, Hong KongSchool of Mathematics and Statistics, Xidian University, Xian, ChinaDAMO Academy, Alibaba Group, Hangzhou, China, 2020. Springer Science and Business Media Deutschland GmbH.
- [36] Qiufu Li, Linlin Shen, Sheng Guo, and Zhihui Lai. Wavelet integrated cnns for noise-robust image classification. pages 7243–7252, Computer Vision Institute, School of Computer Science and Software Engineering, Shenzhen University, ChinaShenzhen Institute of Artificial Intelligence and Robotics for Society, ChinaMalong Technologies, 2020. IEEE Computer Society.
- [37] Ruoteng Li, Robby Tan, Loong Fah Cheong, Angelica Aviles-Rivero, Qingnan Fan, and Carola Schoenlieb. Rainflow: Optical flow under rain streaks and rain veiling effect. volume 2019-Octob, pages 7303–7312, National University of Singapore, SingaporeYale-NUS College, SingaporeUniversity of Cambridge, United KingdomStanford University, United States, 2019. Institute of Electrical and Electronics Engineers Inc.

- [38] Zhe Li, Wieland Brendel, Edgar Y Walker, Erick Cobos, Taliah Muhammad, Jacob Reimer, Matthias Bethge, Fabian H Sinz, Xaq Pitkow, and Andreas S Tolias. Learning from brains how to regularize machines. volume 32, pages Citadel; Doc.AI; et al.; Lambda; Lyft; Microsoft Research–Citadel; Doc.AI; et al.; Lambda; Lyft; Microsoft Research, Department of Neuroscience, Baylor College of Medicine, United StatesCenter for Neuroscience and Artificial Intelligence, Baylor College of Medicine, United StatesDepartment of Electrical and Computer Engineering, Rice University, United StatesCentre for, 2019. Neural information processing systems foundation.
- [39] Li Liu, Paul Fieguth, Xiaogang Wang, Matti Pietikainen, and Dewen Hu. Evaluation of lbp and deep texture descriptors with a new robustness benchmark. volume 9907 LNCS, pages 69–86, College of Information System and Management, National University of Defense Technology, Changsha, ChinaDepartment of Systems Design Engineering, University of Waterloo, Waterloo, CanadaDepartment of Electronic Engineering, Chinese University of HongKong., 2016. Springer Verlag.
- [40] Xuanqing Liu, Tesi Xiao, Si Si, Qin Cao, Sanjiv Kumar, and Cho-Jui Hsieh. How does noise help robustness? explanation and exploration under the neural sde framework. pages 279–287, UCLA, United StatesUC Davis, United StatesGoogle, United StatesUCLA, Google, United States, 2020. IEEE Computer Society.
- [41] Aleksander Madry, Aleksandar Makelov, Ludwig Schmidt, Dimitris Tsipras, and Adrian Vladu. Towards deep learning models resistant to adversarial attacks. Vancouver, BC, Canada, 2018. Concrete securities;First order;Learning models;Robust optimization;Stepping stone;Through the lens;.
- [42] Claudio Michaelis, Benjamin Mitzkus, Robert Geirhos, Evgenia Rusak, Oliver Bringmann, Alexander S Ecker, Matthias Bethge, and Wieland Brendel. Benchmarking robustness in object detection: Autonomous driving when winter is coming. July 2019.
- [43] David J Miller, Xinyi Hu, Zhicong Qiu, and George Kesidis. Adversarial learning: A critical review and active learning study. In *2017 IEEE 27th International Workshop on Machine Learning for Signal Processing (MLSP)*, pages 1–6. IEEE, 2017.
- [44] Guilherme Nascimento, Camila Laranjeira, Vinicius Braz, Anisio Lacerda, and Erickson R Nascimento. A robust indoor scene recognition method based on sparse representation. volume 10657 LNCS, pages 408–415, Universidade Federal de Minas Gerais (UFMG), Belo Horizonte, Brazil, 2018. Springer Verlag.
- [45] Matthew J Page, Joanne E McKenzie, Patrick M Bossuyt, Isabelle Boutron, Tammy C Hoffmann, Cynthia D Mulrow, Larissa Shamseer, Jennifer M Tetzlaff, Elie A Akl, Sue E Brennan, Roger Chou, Julie Glanville, Jeremy M Grimshaw, Asbjørn Hróbjartsson, Manoj M Lalu, Tianjing Li, Elizabeth W Loder, Evan Mayo-Wilson, Steve McDonald, Luke A McGuinness, Lesley A Stewart, James Thomas, Andrea C Tricco, Vivian A Welch, Penny Whiting, and David Moher. The prisma 2020 statement: an updated guideline for reporting systematic reviews. *BMJ*, 372, 2021.
- [46] Giambattista Parascandolo, Niki Kilbertus, Mateo Rojas-Carulla, and Bernhard Schölkopf. Learning independent causal mechanisms, 2018.
- [47] Judea Pearl. *Causality*. Cambridge university press, 2009.
- [48] Jonas Peters, Dominik Janzing, and Bernhard Schölkopf. *Elements of causal inference: foundations and learning algorithms*. The MIT Press, 2017.
- [49] Santi Puch, Irina Sanchez, and Matt Rowe. Few-shot learning with deep triplet networks for brain imaging modality recognition. volume 11795 LNCS, pages 181–189, QMENTA, Boston; MA, United States, 2019. Springer Science and Business Media Deutschland GmbH.
- [50] Fengchun Qiao, Long Zhao, and Xi Peng. Learning to learn single domain generalization. In *Proceedings of the IEEE/CVF Conference on Computer Vision and Pattern Recognition*, pages 12556–12565, 2020.
- [51] Mahdi Rad, Peter M Roth, and Vincent Lepetit. Alcn: Adaptive local contrast normalization for robust object detection and 3d pose estimation. pages Amazon; et al.; Facebook Oculus; Microsoft Research; SCAPE; Snap BN–190172560X, Institute of Computer Graphics and Vision, Graz University of Technology, Graz, AustriaLaboratoire Bordelais de Recherche en Informatique, Universite de Bordeaux, Bordeaux, France, 2017. BMVA Press.
- [52] Waseem Rawat and Zenghui Wang. Deep convolutional neural networks for image classification: A comprehensive review. *Neural computation*, 29(9):2352–2449, 2017.
- [53] Erik Rodner, Marcel Simon, Robert B Fisher, and Joachim Denzler. Fine-grained recognition in the noisy wild: Sensitivity analysis of convolutional neural networks approaches. volume 2016-Sept, pages 60.1–60.13, Computer Vision Group Friedrich Schiller University, Jena, GermanyUniversity of Edinburgh, United Kingdom, 2016. British Machine Vision Conference, BMVC.
- [54] Evgenia Rusak, Lukas Schott, Roland S Zimmermann, Julian Bitterwolf, Oliver Bringmann, Matthias Bethge, and Wieland Brendel. A simple way to make neural networks robust against diverse image corruptions. volume 12348 LNCS, pages 53–69, University of Tübingen, Tübingen, GermanyInternational Max Planck Research School for Intelligent Systems, Tübingen, Germany, 2020. Springer Science and Business Media Deutschland GmbH.
- [55] Tiago Santana De Nazare, Gabriel De Barros Paranhos Da Costa, Rodrigo Fernandes De Mello, and Moacir Antonelli Pontii. Color quantization in transfer learning and noisy scenarios: An empirical analysis using convolutional networks. pages 377–383, ICMC, University of Sao Paulo, Sao Carlos, BrazilData Science Team, Itau-Unibanco, Sao Paulo, Brazil, 2018. Institute of Electrical and Electronics Engineers Inc.
- [56] Baifeng Shi, Dinghuai Zhang, Qi Dai, Zhanxing Zhu, Yadong Mu, and Jingdong Wang. Informative dropout for robust representation learning: A shape-bias perspective. volume PartF168147-12, pages

- 8787–8798, School of Eecs, Peking University, ChinaSchool of Mathematical Sciences, Peking University, ChinaMicrosoft Research AsiaCenter for Data Science, Peking University, ChinaBeijing Institute of Big Data Research, ChinaWangxuan Institute of Computer Technology, 2020. International Machine Learning Society (IMLS).
- [57] Cristiano Rafael Steffens, Lucas Ricardo Vieira Messias, Paulo Lilles Jorge Drews, and Silvia Silva Da Costa Botelho. Can exposure, noise and compression affect image recognition? an assessment of the impacts on state-of-the-art convnets. pages 61–66, Center of Computer Science, Universidade Federal Do Rio Grande - FURG, Av. Italia, Rio Grande, Brazil, 2019. Institute of Electrical and Electronics Engineers Inc.
 - [58] Cristiano Rafael Steffens, Lucas Ricardo Vieira Messias, Paulo Lilles Jorge Drews-Jr, and Silvia Silva da Costa Botelho. A pipelined approach to deal with image distortion in computer vision. volume 12319 LNAI, pages 212–225, Centro de Ciencias Computacionais, Universidade Federal do Rio Grande FURG, Rio Grande, Brazil, 2020. Springer Science and Business Media Deutschland GmbH.
 - [59] Arulkumar Subramaniam, Prashanth Balasubramanian, and Anurag Mittal. Ncc-net: Normalized cross correlation based deep matcher with robustness to illumination variations. volume 2018-January, pages 1944–1953, Indian Institute of Technology Madras, Chennai; 600036, India, 2018. Institute of Electrical and Electronics Engineers Inc.
 - [60] Yutong Sun, Mohit Prabhushankar, and Ghassan Alregib. Implicit saliency in deep neural networks. volume 2020-Octob, pages 2915–2919, Georgia Institute of Technology, Olives at the Center for Signal and Information Processing, Chool of Electrical and Computer Engineering, Atlanta; GA; 30332-0250, United States, 2020. IEEE Computer Society.
 - [61] Zhun Sun, Mete Ozay, Yan Zhang, Xing Liu, and Takayuki Okatani. Feature quantization for defending against distortion of images. pages 7957–7966, Tohoku University, JapanRIKEN Center for AIP, United States, 2018. IEEE Computer Society.
 - [62] Christian Szegedy, Wojciech Zaremba, Ilya Sutskever, Joan Bruna, Dumitru Erhan, Ian Goodfellow, and Rob Fergus. Intriguing properties of neural networks. *arXiv preprint arXiv:1312.6199*, 2013.
 - [63] Timothy Tadros, Nicholas C Cullen, Michelle R Greene, and Emily A Cooper. Assessing neural network scene classification from degraded images. *ACM Transactions on Applied Perception*, 16(4):–, 2019.
 - [64] Rohan Taori, Achal Dave, Vaishaal Shankar, Nicholas Carlini, Benjamin Recht, and Ludwig Schmidt. Measuring robustness to natural distribution shifts in image classification. In H. Larochelle, M. Ranzato, R. Hadsell, M. F. Balcan, and H. Lin, editors, *Advances in Neural Information Processing Systems*, volume 33, pages 18583–18599. Curran Associates, Inc., 2020.
 - [65] Sam Thomas and Nasseh Tabrizi. Adversarial machine learning: A literature review. In *International Conference on Machine Learning and Data Mining in Pattern Recognition*, pages 324–334. Springer, 2018.
 - [66] Haohan Wang, Songwei Ge, Eric P Xing, and Zachary C Lipton. Learning robust global representations by penalizing local predictive power. volume 32, pages Citadel; Doc.AI; et al.; Lambda; Lyft; Microsoft Research–Citadel; Doc.AI; et al.; Lambda; Lyft; Microsoft Research, School of Computer Science, Carnegie Mellon University, Pittsburgh; PA; 15213, United States, 2019. Neural information processing systems foundation.
 - [67] Qilong Wang, Li Zhang, Banggu Wu, Dongwei Ren, Peihua Li, Wangmeng Zuo, and Qinghua Hu. What deep cnns benefit from global covariance pooling: An optimization perspective. pages 10768–10777, Tianjin Key Lab of Machine Learning, College of Intelligence and Computing, Tianjin University, ChinaDalian University of Technology, ChinaHarbin Institute of Technology, China, 2020. IEEE Computer Society.
 - [68] Lloyd Windrim, Arman Melkumyan, Richard Murphy, Anna Chlingaryan, and Juan Nieto. Unsupervised feature learning for illumination robustness. volume 2016-Augus, pages 4453–4457, Australian Centre for Field Robotics, University of Sydney, AustraliaAutonomous Systems Lab, ETH-Zurich, Switzerland, 2016. IEEE Computer Society.
 - [69] Zhe Wu, Zuxuan Wu, Bharat Singh, and Larry S Davis. Recognizing instagram filtered images with feature de-stylization. pages 12418–12425, Comcast Applied AI ResearchUniversity of Maryland, College Park, United States, 2020. AAAI press.
 - [70] Rongchang Xie, Fei Yu, Jiachao Wang, Yizhou Wang, and Li Zhang. Multi-level domain adaptive learning for cross-domain detection. pages 3213–3219, Center for Data Science, Peking University, ChinaComputer Science Dept., Peking University, ChinaCenter for Data Science in Health and Medicine, Peking University, ChinaPeng Cheng Lab, ChinaDeepwise AI Lab, 2019. Institute of Electrical and Electronics Engineers Inc.
 - [71] Xin Xu and Jie Wang. Extended non-local feature for visual saliency detection in low contrast images. volume 11132 LNCS, pages 580–592, School of Computer Science and Technology, Wuhan University of Science and Technology, Wuhan; 430065, ChinaHubei Province Key Laboratory of Intelligent Information Processing and Real-Time Industrial System, Wuhan University of Science and Technology, Wuh, 2019. Springer Verlag.
 - [72] Taojiannan Yang, Sijie Zhu, and Chen Chen. Gradaug: A new regularization method for deep neural networks. volume 2020-Decem, pages Apple; et al.; Microsoft; PDT Partners; Sony; Tens–Apple; et al.; Microsoft; PDT Partners; Sony; Tens, University of North Carolina, Charlotte, United States, 2020. Neural information processing systems foundation.
 - [73] Zonghan Yang, Yang Liu, Chenglong Bao, and Zuoqiang Shi. Interpolation between residual and non-residual networks. volume PartF16814, pages 10667–10676, Institute for Artificial Intelligence, Beijing

- National Research Center for Information Science and Technology, Department of Computer Science and Technology, Tsinghua University, ChinaYau Mathematical Sciences Center, Tsinghua University, ChinaDepartment, 2020. International Machine Learning Society (IMLS).
- [74] Roshan Reddy Yedla and Shiv Ram Dubey. On the performance of convolutional neural networks under high and low frequency information. volume 1378 CCIS, pages 214–224, Computer Vision Group, Indian Institute of Information Technology, Sri City, Chittoor, Andhra Pradesh, India, 2021. Springer Science and Business Media Deutschland GmbH.
 - [75] Hongyi Zhang, Moustapha Cisse, Yann N Dauphin, and David Lopez-Paz. mixup: Beyond empirical risk minimization. In *International Conference on Learning Representations*, 2018.
 - [76] Richard Zhang. Making convolutional networks shift-invariant again. volume 2019-June, pages 12712–12722, Adobe Research, San Francisco; CA, United States, 2019. International Machine Learning Society (IMLS).
 - [77] Songtao Zhang, Qingwen Ni, Bing Li, Shan Jiang, Wenyu Cai, Hang Chen, and Lin Luo. Corruption-robust enhancement of deep neural networks for classification of peripheral blood smear images. volume 12265 LNCS, pages 372–381, College of Engineering, Peking University, Beijing, ChinaMDS and MPN Centre, Institute of Haematology and Blood Diseases Hospital, Chinese Academy of Medical Sciences and Peking Union Medical College, Tianjin, ChinaDepartment of Pathology, Institute of Ha, 2020. Springer Science and Business Media Deutschland GmbH.
 - [78] Long Zhao, Ting Liu, Xi Peng, and Dimitris Metaxas. Maximum-entropy adversarial data augmentation for improved generalization and robustness. volume 2020-December, pages Apple; et al.; Microsoft; PDT Partners; Sony; Tenstorrent–Apple; et al.; Microsoft; PDT Partners; Sony; Tenstorrent, Rutgers University, United StatesGoogle ResearchUniversity of Delaware, United States, 2020. Neural information processing systems foundation.
 - [79] Stephan Zheng, Yang Song, Thomas Leung, and Ian Goodfellow. Improving the robustness of deep neural networks via stability training. volume 2016-Decem, pages 4480–4488, Google, Caltech, United States, 2016. IEEE Computer Society.

Appendix

A Search Strategy

Due to the broad and ambiguous definition of *robustness* in deep learning, a multi-faceted search strategy was necessary to gather relevant studies while managing the total scope of the review. Broad and narrow searches were conducted using the following search terms.

Broad-search terms:

```
(((((robust*) WN All fields) AND ((computer vision) WN CV) ) AND ((deep learning OR deep neural networks OR neural networks OR convolutional neural networks) WN CV) )
```

Narrow-search terms:

```
(((((robust*) WN All fields) AND ((deep learning OR neural networks OR convolutional neural networks OR deep neural networks) WN CV) ) AND (("NeurIPS" OR "NIPS" OR "CVPR" OR "ICCV" OR "IJCV" OR "WACV" OR "ECCV" OR "BMVC" OR "ACCV" OR "MVA" OR "ICML" OR "ICLR" OR "MICCAI" OR "AAAI" OR "IROS" OR "ICPR" OR "TPAMI" OR "ICIP") WN CF))
```

B Detailed Study Selection Criteria

Studies were eligible for our review based on the following criteria:

- Deep learning-based methods
- Studies which describe a specific robustness tactic
- Studies which perform an explicit robustness evaluation
- General purpose methods applied to 2D computer vision tasks including, but not limited to, image classification, object detection, tracking, or segmentation.
- Studies which focus on inference-time robustness (as opposed to robustness to train-time label noise, backdoor attacks, etc.)

Studies were considered ineligible for this review if they met all of the following exclusion criteria:

- Studies which do not describe a robustness tactic
- Studies which do not explicitly evaluate on corrupted/altered data
- Studies which do not provide any quantitative results (e.g., surveys, reviews, or opinion papers)
- Studies which focus on non-image modalities (e.g., text, audio, point clouds) with no direct evaluation on 2D image data
- Studies involving adversarial attacks/defenses without analysis of robustness to non-targeted corruptions or transformations
- Studies which present deep learning methods for performing image processing on corrupted images including, but not limited to, image denoising, super-resolution, reconstruction, inpainting, etc.

C Data Extraction

Table 3 describes in detail our data extraction approach for the studies included in this review.

Table 3: Data extraction strategy

Category	Item	Description
General	Year	Year of publication
	Venue	Name of peer-reviewed conference or journal
Robustness	Definition	Is a formal definition of robustness provided?
	Origin	(1) Explicit - Robustness is the primary motivation (2) Implicit - Robustness demonstrated via evaluation
	Tactic	(1) Architecture, (2) Data, (3) Optimization, (4) Other, (5) None (evaluation only)
Architecture	Strategy	Identify the approach such as pre-processing modules, novel layers, architectural motifs, or full architecture
Data	Training strategy	Primary data strategy (e.g., augmentation, denoising, etc.)
	Training corruptions	Inclusion of corruptions during training
	Train/test alignment	Do the train/test corruption distributions match?
Optimization	Strategy	Optimization approach such as adversarial training, self-supervised learning, contrastive learning
	Loss/objective	Describe optimization loss function
Evaluation	Computer vision task	Primary computer vision task such as classification, detection, optical flow, stereo depth estimation
	Data domain	Types of evaluated images (e.g., natural, remote sensing, medical)
	Benchmark type	Origin of benchmark dataset (e.g., public domain, synthetic, analysis/filtering of existing data)
	Benchmark dataset	Name of benchmark dataset
	Corruptions	Categories of corruptions evaluated (e.g., noise, weather, blur, synthetic)
	Metrics	Robustness evaluation metrics (e.g., accuracy, mCE, MSE)
	Strongest corruption	Category of corruption causing largest degradation in performance
	Pre-tactic degradation	Estimate of performance degradation prior to robustness tactic
	Post-tactic degradation	Estimate of performance degradation prior to robustness tactic

D Violation of Perturbation Bounds for Non-adversarial Conditions

In the case of salt-and-pepper noise, we can write the corrupted image as $x' = \text{clip}(x + \eta, 0, 1)$ where $\{x, x', \eta\} \in \mathbb{R}^{C \times W \times H}$ and

$$\eta_{i,j} = \begin{cases} -1 & \text{with probability } p \\ 1 & \text{with probability } q \\ 0 & \text{with probability } 1 - (p + q) \end{cases}$$

If $\eta_{i,j}$ is non-zero, then it either fully nulls or saturates the value at that location. The L_p -norm constraint is not useful in this case and illustrates the need to further consider the appropriate form of constraint on the robustness-related interventions using the data generating model from Figure 1. This is particularly important given that L_p -norm constraints (or similar) are more commonly examined in the machine learning community in the context of adversarial attack, yet salt-and-pepper noise (or similar) is more likely to occur in the real world.