

Attribute Artifacts Removal for Geometry-based Point Cloud Compression

Xihua Sheng, Li Li, *Member, IEEE*, Dong Liu, *Senior Member, IEEE*, Zhiwei Xiong, *Member, IEEE*

Abstract—Geometry-based point cloud compression (G-PCC) can achieve remarkable compression efficiency for point clouds. However, it still leads to serious attribute compression artifacts, especially under low bitrate scenarios. In this paper, we propose a Multi-Scale Graph Attention Network (MS-GAT) to remove the artifacts of point cloud attributes compressed by G-PCC. We first construct a graph based on point cloud geometry coordinates and then use the Chebyshev graph convolutions to extract features of point cloud attributes. Considering that one point may be correlated with points both near and far away from it, we propose a multi-scale scheme to capture the short and long range correlations between the current point and its neighboring and distant points. To address the problem that various points may have different degrees of artifacts caused by adaptive quantization, we introduce the quantization step per point as an extra input to the proposed network. We also incorporate a graph attentional layer into the network to pay special attention to the points with more attribute artifacts. To the best of our knowledge, this is the first attribute artifacts removal method for G-PCC. We validate the effectiveness of our method over various point clouds. Experimental results show that our proposed method achieves an average of 9.28% BD-rate reduction. In addition, our approach achieves some performance improvements for the downstream point cloud semantic segmentation task.

Index Terms—Compression artifacts removal, geometry-based point cloud compression, graph attention network, graph convolution, point cloud attribute compression.

I. INTRODUCTION

Point clouds are sets of 3D discrete points with geometry coordinates and associated attributes such as RGB colors, normals, or reflectances [1]. Without loss of generality, we focus on the color attributes represented as (r, g, b) triplets in RGB color space, as done in existing works [2]–[7]. Point clouds have been widely applied in many scenarios such as 3D immersive visual communication, cultural heritage, and virtual/augmented reality [8]. Meanwhile, along with the rapid development of emerging 3D sensing and capture technologies, the data volume of point clouds becomes very large. For example, in a typical point cloud sequence captured by 8i, one frame can reach one million points. As 30 and 24 bits are used to represent the geometry (x, y, z) and the color (r, g, b) of each point, the size of a point cloud frame can reach 6M bytes. For a sequence of 30 frames per second, the bit rate can be as high as 180M bytes per second without compression [9]. Therefore,

there is an urgent need to develop some high-efficient point cloud compression methods.

To address this problem, the 3 Dimensional Graphics coding group (3DG) under the well-known Moving Picture Experts Group (MPEG) has developed the point cloud compression (PCC) standards, of which the geometry-based PCC (G-PCC) framework is a typical example. Under the G-PCC framework, an octree-based algorithm [4], [10], [11] and a mesh/surface-based algorithm [12], [13] were proposed for point cloud geometry coding. A layer-based hierarchical neighborhood prediction with lifting transform (Predlift) [5], [6] and a region-adaptive hierarchical transform (RAHT) [2] were designed for point cloud attribute coding. Although G-PCC achieves remarkable compression efficiency, we observe that it still leads to serious attribute compression artifacts, especially under low bitrate scenarios. Therefore, in this work, we focus on the point cloud attribute compression artifacts removal for G-PCC.

To reduce compression artifacts, post-processing methods have been extensively studied on images and videos. Traditional filters and sparse-coding-based methods can be used for this purpose [14]–[19]. Convolutional neural network (CNN) based methods [20]–[27] also show impressive results recent years and even significantly outperform the traditional methods. However, post-processing for point cloud compression has rarely been investigated. Inspired by the great success of CNN-based image and video post-processing methods, we explore designing a learning-based point cloud attribute artifacts removal method for G-PCC.

Due to the irregular sampling of point clouds, typical convolutions which require highly regular input data formats, like image grids, are unsuitable for point clouds. Therefore, it is infeasible to apply existing image or video post-processing methods to point cloud attribute compression artifacts removal task. In the learning-based point cloud compression task, some researchers [28]–[30] voxelized the point clouds to regular grids and fed them to typical 3D CNNs. However, these volumetric methods result in huge memory and computational cost due to 3D convolutions. In addition, some researchers [31] projected a point cloud into collections of images. But the projecting transformation introduces unnecessary quantization artifacts. Recently, graph neural network (GNN) has shown great potential in point cloud classification and segmentation tasks [32], [33]. It provides structure-adaptive, accurate, and compact representations for point clouds, which is crucial to characterize the underlying topology of point clouds. Inspired by the natural advantages of GNN for point cloud processing, we explore applying it to the point cloud attribute compression

Date of current version August 21, 2021.

X. Sheng, L. Li, D. Liu, and Z. Xiong are with the CAS Key Laboratory of Technology in Geo-Spatial Information Processing and Application System, University of Science and Technology of China, Hefei 230027, China (e-mail: xhsheng@mail.ustc.edu.cn; lil1@ustc.edu.cn; dongeliu@ustc.edu.cn; zwxiong@ustc.edu.cn).

artifacts removal task.

Specifically, we propose a Multi-Scale Graph Attention Network (MS-GAT) to remove the artifacts of point cloud attributes compressed by G-PCC. The architecture of MS-GAT is illustrated in Fig. 1. We assume that point cloud geometry coordinates have been compressed via a certain geometry codec. The decoded geometry coordinates are used as auxiliary information to build a graph. The compressed point cloud attributes are treated as the graph signals on the vertices of the graph. We use Chebyshev graph convolutions to extract the features of point cloud attributes. Considering that one point may be predicted by the points with both near and far distances in the point cloud attribute predictive coding, we propose a multi-scale scheme to capture the short- and long-range correlations between the current point and near or distant points. In addition, we observe that various points may have different degrees of artifacts due to adaptive quantization. To fully utilize this feature, we introduce the quantization steps as extra inputs to guide the network to handle different degrees of compression artifacts. Furthermore, we take advantage of the recent advance of attentional layers and design a graph attentional layer to pay more attention to the points with more artifacts.

Our contributions in this paper are summarized as follows:

- We propose a GNN-based method to remove the artifacts of point cloud attributes compressed by G-PCC. To the best of our knowledge, this is the first exploration of point cloud attribute artifacts removal for G-PCC.
- We propose a multi-scale scheme to capture the short- and long-range correlations between the current point and near or distant points.
- We use the quantization step per point as an extra input to guide the network to handle different degrees of artifacts of each point.
- We incorporate a graph attentional layer into our network architecture to pay more attention to the points with more artifacts.
- Experimental results show that our proposed MS-GAT leads to significant performance improvement on point cloud attribute compression and downstream point cloud semantic segmentation task.

The remainder of this paper is organized as follows. Section II gives a brief review of related work. Section III describes the architecture of our proposed MS-GAT. Section IV shows the detailed experimental results and analysis. Section V concludes this paper.

II. RELATED WORK

In this section, we introduce the related work from the following three aspects: point cloud attributes compression, compression artifacts removal, and graph neural networks for point clouds.

A. Point Cloud Attributes Compression

Point cloud attributes compression reports can be roughly divided into four groups: distance-based algorithms [5], [6],

transform-based algorithms [2]–[4], and codec-based algorithms [7], [34], [35]. In the first class, Mammou *et al.* [5] proposed a layer-based coding method. It re-orders the points into several layers according to the distances and used the decoded points from a coarser point cloud to predict those from a finer one. A lifting scheme [6] was further introduced to increase the coding performance. These algorithms have developed into a representative point cloud attribute coding method, Predlift, in G-PCC. In the second class, Zhang *et al.* [3] built a graph based on geometry coordinates and compressed attributes using a graph transform. However, since the graph transform needs to solve a complex eigendecomposition problem of graph Laplacian matrix, it brings a large computational cost. Queiroz and Chou [2] designed RAHT that resembles an adaptive variation of the Haar wavelet to compress attributes and achieved a better trade-off between rate-distortion (R-D) performance and computational burden, which is also adopted by G-PCC. In the last class, Mekuria *et al.* [7] introduced an image-based point cloud compression scheme. They projected a point cloud into collections of images and compressed the projected image using JPEG [37]. Mammou *et al.* [5] designed a patch-based project method to project the point clouds into a 2D video and compressed it using the state-of-the-art video compression standard High Efficiency Video Coding (HEVC) [38]. The method and its improvements [1] are integrated into the video-based PCC (V-PCC) framework. Since G-PCC is one of the state-of-the-art point cloud compression methods, we try to remove the attribute artifacts for G-PCC in this work.

B. Compression Artifacts Removal

Compression artifacts removal has been investigated for several decades, and to date still receives a lot of attention from researchers. Early reports on compression artifacts reduction [14]–[19] mainly aimed at using traditional specially-designed filters and sparse coding. Norkin *et al.* [14] applied filtering along the boundaries of blocks to reduce blocking artifacts. Foi *et al.* [39] designed a shape-adaptive discrete cosine transform (DCT) model to reduce the blocking and ringing effects. Sparse coding-based methods incorporate knowledge on natural images and encode them into an energy function as a prior. Chang *et al.* [17] designed a two-step method to enhance the quality of images using a sparsity prior based on dictionary learning.

During the past several years, CNN-based methods [20]–[27], [40] have shown their superiority. Dong *et al.* [20] proposed the first CNN-based JPEG artifacts removal method which demonstrated the effectiveness of CNN on image compression artifacts removal task. Guo *et al.* [22] designed a dual-domain network, which uses the information from both pixel and DCT domains. Fu *et al.* [40] combined sparse coding with CNN and used dilated convolutions to handle different degrees of artifacts with a single model. Li *et al.* [41] introduced the quantization maps as the input of CNN and also learned a single model to deal with a wide range of quality factors of compressed images.

For the artifacts removal of compressed videos, Yang *et al.* [42] proposed a multi-frame quality enhancement network

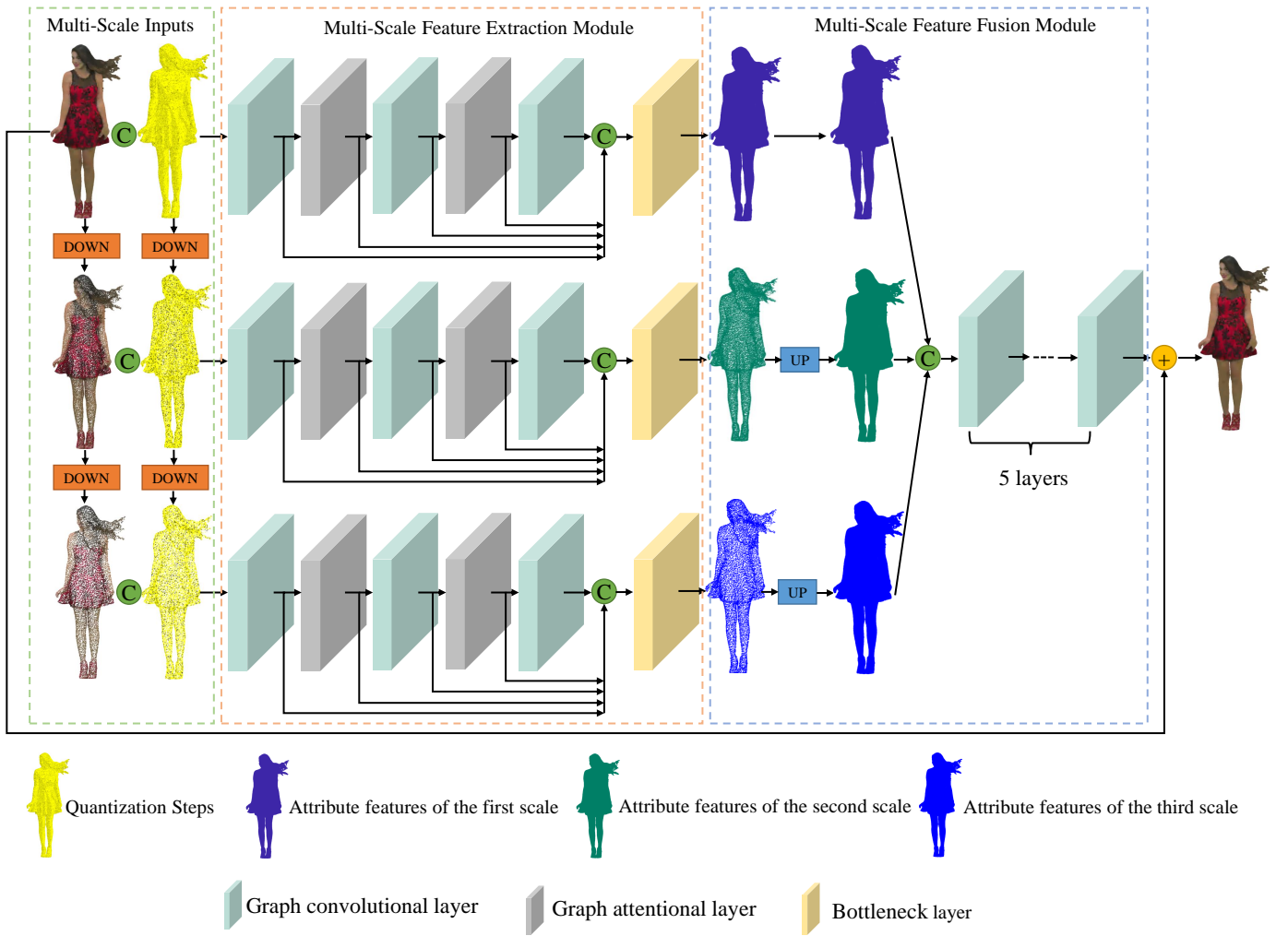


Fig. 1. Architecture of our proposed Multi-Scale Graph Attention Network (MS-GAT). “DOWN” refers to the farthest point sampling. “UP” indicates geometry distance-based weighted interpolation. “C” and “+” indicate concatenation and sum of attribute features of the points with the same coordinates, respectively.

to enhance the current frame utilizing its neighboring high-quality frames. Li *et al.* [43] proposed a multi-frame in-loop filter for HEVC, which removed the artifacts of each encoded frame by leveraging its adjacent frames. Wang *et al.* [27] proposed a novel generative adversarial network based on multi-level wavelet packet transform to enhance the perceptual quality of compressed videos. Ding *et al.* [44] combined different spatial-temporal information to adaptively utilized adjacent patches to enhance the current patch. Zhu *et al.* [45] incorporated learned CNN models to 3D HEVC to reduce the artifacts of synthesized multi-view videos.

Since point clouds are not in a regular format, it is unsuitable to apply existing image and video compression artifacts removal methods to point cloud attributes. Therefore, we design a attribute artifacts removal method specifically for G-PCC in this paper.

C. Graph Neural Networks for Point Clouds

GNNs have shown great potential in point cloud processing tasks, such as point cloud classification and segmentation

tasks. GNNs for point clouds can be divided into two classes: spatial GNNs [46]–[50] and spectral GNNs [32], [33], [51]. Most existing GNN-based methods for geometric data belong to the first class. These methods define graph convolutions as aggregating feature information from neighbors, which apply neural networks to every node of the graph. Wang [46] *et al.* built a dynamic graph CNN (DGCNN) to extract the structure features of point clouds. Zhang *et al.* [49] improved DGCNN by removing the transformation network and linking the hierarchical features from different layers. Shen *et al.* [48] introduced a KCNet to learn local structure information of point clouds based on kernel correlation between the neighboring points of a target point and kernel points. Feng *et al.* [52] proposed a relation graph network for 3D object detection in point clouds.

In the second class, CNNs are employed in the spectral domain using the graph Laplacian. Te *et al.* [32] introduced a Regularized Graph Convolutional Neural Network (RGCNN) for point cloud segmentation using spectral graph convolution. Wang *et al.* [33] proposed local spectral graph convolution on point clouds, that used standard non-parametric Fourier kernels

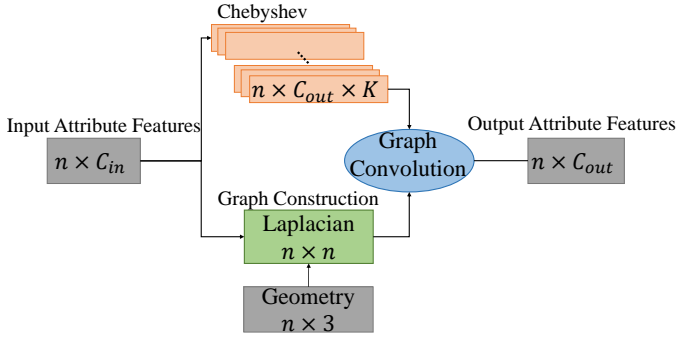


Fig. 2. Architecture of the graph convolutional layer.

and devised a recursive clustering and pooling strategy for aggregating information from clusters of nodes. In this paper, we explore applying spectral GNN to the point cloud attribute artifacts removal for G-PCC.

III. PROPOSED MULTI-SCALE GRAPH ATTENTION NETWORK

A. Problem Formulation

We assume that the point cloud geometry has been compressed via a certain geometry codec. So, it is available at the decoder side. Given the decoded point cloud geometry coordinates $X = \{x_1, x_2, \dots, x_n\}$ and the compressed point cloud attributes $Y = \{y_1, y_2, \dots, y_n\}$, where x_i and $y_i \in \mathbb{R}^3$ and n is the number of points, our goal is to remove the attribute compression artifacts. That is to obtain restored point cloud attributes \hat{Y} from Y with the assist of X ,

$$\hat{Y} = \Psi(X, Y | \Theta), \quad (1)$$

where Ψ is our proposed MS-GAT and Θ are its trainable parameters. The flowchart of the proposed MS-GAT is shown in Fig. 1. Each part of the MS-GAT is introduced in detail in the following sections.

B. Multi-Scale Inputs of the Network

We observe that in the point cloud attribute coding of G-PCC, the points from coarser-granularity levels are used to predict those from finer-granularity ones. Therefore, one point may be related to points in both near or far distances. To capture the short- and long-range correlations between the current point and near or distant points, we downsample the point cloud using farthest point sampling (FPS) [53] to several scales. Point cloud attributes at different scales are all fed into different branches with the same structure.

In addition, in the point cloud attribute coding, some points are more influential and used more often for prediction. Smaller quantization errors at these points are beneficial for the overall compression performance. Therefore, an adaptive quantization scheme is designed in G-PCC. The scheme allocates different quantization steps $Q = \{q_1, q_2, \dots, q_n\}$, $q_i \in \mathbb{R}$, for different points. As a result, the attributes of various points suffer different degrees of compression artifacts. Therefore, the quantization steps Q are essential priors that

can be utilized for compression artifacts removal. We feed the quantization steps into the network as side information to guide the network to handle different degrees of compression artifacts. The illustration of quantization steps is also shown in Fig. 1. A point with darker color indicates a smaller quantization step is associated with it. In this way, the formulation of our proposed MS-GAT changes to:

$$\hat{Y} = \Psi(X, Y, Q | \Theta). \quad (2)$$

Note that corresponding to the downsampled point cloud attributes, the associated quantization steps are also downsampled using the same way as the compressed attributes to several scales.

C. Multi-Scale Feature Extraction Module

We design a multi-scale feature extraction module to extract attribute features of the input point cloud attributes and quantization steps from different scales. The main components of the module are graph convolutional layers and graph attentional layers. These layers are connected in a hierarchical feature transmission way. We introduce these layers with more details in the following sections.

1) *Graph Convolutional Layer*: Due to the irregular sampling of point clouds, GNNs have the natural advantage for point cloud processing. We first connect each point with all the other points in the point cloud to construct an undirected graph $\mathcal{G} = \{\mathcal{V}, \mathcal{E}\}$ [32]. \mathcal{V} is the vertex set, \mathcal{E} refers to the edge set, and A represents a weighted adjacency matrix. The adjacency weight $a_{i,j}$ of A is computed based on the distances between the coordinates of points:

$$a_{i,j} = e^{-\|x_i - x_j\|_2^2}. \quad (3)$$

Then, we can obtain the graph Laplacian matrix [32], [54]–[56] by $L_c := D - A$. D is the degree matrix, which is a diagonal matrix with $d_{i,i} = \sum_{j=1}^n a_{i,j}$. We normalize the graph Laplacian matrix as $L = D^{-\frac{1}{2}} L_c D^{-\frac{1}{2}}$.

We treat the point cloud attribute features and quantization steps as the graph signals on the vertices of a graph. The graph convolution is applied to the graph signals in the spectral domain [57]–[59]. We compute the eigenvectors of the Laplacian matrix L to obtain the basis U . The spectral filtering of the graph signals $H = \{h_1, h_2, \dots, h_n\}$, $h_i \in \mathbb{R}^{C_{in}}$, by g_θ is calculated as

$$H' = g_\theta(L)H = g_\theta(U\Lambda U^T)H = U g_\theta(\Lambda)U^T H, \quad (4)$$

where $H' = \{h'_1, h'_2, \dots, h'_n\}$, $h'_i \in \mathbb{R}^{C_{out}}$ and g_θ is a function of the eigenvalues of Laplacian matrix L . We use the truncated Chebyshev polynomials to approximate the spectral filtering to reduce high computational complexity of computing the eigendecomposition of L and aggregate local features [58], [59]. The K -localized filtering operation is defined as:

$$H' = g_\theta(L)H = \sum_{k=0}^{K-1} Z_k(L)H\Theta_k, \quad (5)$$

where $Z_k(L)$ is the Chebyshev polynomial of the k th order. It can be recurrently calculated by $Z_k(L) = 2LZ_{k-1}(L) - Z_{k-2}(L)$, where $Z_0(L) = 1$ and $Z_1(L) = L$. Θ_k refers to the k -th learnable Chebyshev coefficient matrix.

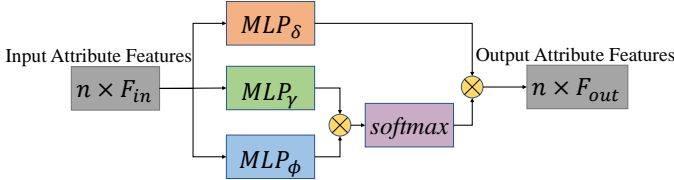


Fig. 3. Architecture of the graph attentional layer.

2) *Graph Attentional Layer*: Since the attributes of various points suffer different degrees of compression artifacts, the network should pay more attention to the points with more artifacts. Inspired by the recent success of attentional layers in image compression [60], we design a simple graph attentional layer to learn adaptive weights for different points, as presented in Fig. 3. Given the input attribute features $H = \{h_1, h_2, \dots, h_n\}$, $h_i \in \mathbb{R}^{F_{in}}$, the similarity matrix $M \in \mathbb{R}^{n \times n}$, which builds pairwise relationships for all points, is calculated as:

$$M = MLP_{\delta}(H) \times MLP_{\gamma}^T(H), \quad (6)$$

where MLP_{δ} and MLP_{γ} are one-layer perceptrons followed by the non-linear activation function ReLU. $(\cdot) \times (\cdot)$ is matrix multiplication. MLP_{γ}^T refers to the transpose of the output features of MLP_{γ} . M is then normalized with softmax function and assigned to each point. The output features of the graph attentional layer $H' = \{h'_1, h'_2, \dots, h'_n\}$, $h'_i \in \mathbb{R}^{F_{out}}$, are computed as:

$$H' = softmax(M) \times MLP_{\phi}(H). \quad (7)$$

MLP_{ϕ} is also a one-layer perceptron followed by the non-linear activation function ReLU.

3) *Hierarchical Feature transmission Structure*: To avoid the disappearance of gradients of attribute features during back propagation, we use a hierarchical feature transmission structure similar to [61]. We send all the output attribute features of the graph convolutional layers and graph attentional layers to the end of the feature extraction module. Then, we use a one-layer perceptron MLP_b followed by the non-linear activation function ReLU as a bottleneck layer to reduce the redundant information of all these attribute features and computational complexity. The output attribute features $H_b = \{h_{b1}, h_{b2}, \dots, h_{bn}\}$ are computed as:

$$H_b = MLP_b([H_0, H_1, \dots, H_n]), \quad (8)$$

where H_i represents the output of the i^{th} of the graph convolutional layer or graph attentional layer. $[\cdot]$ refers to the concatenation of the attribute features of the points with the same coordinates.

D. Multi-Scale Feature Fusion Module

We downsample the point clouds into several scales and extract the attribute features of point clouds with different scales in the multi-scale feature extraction module. The attribute features in different scales may contain different content information. Therefore, we design a multi-scale feature

fusion module to fuse the attribute features in all scales. We first upsample the downsampled point clouds to original resolution via a geometry distance weighted interpolation [53]. We assume that the number of points of the downsampled point cloud is n_d and that of the upsampled point cloud is n (with $n_d < n$). The attribute features h'_{bi} of the i^{th} upsampled point are calculated as follows:

$$h'_{bi}(x_i) = \frac{\sum_{j=1}^M \psi_j(x_i) h_{bi}}{\sum_{j=1}^M \psi_j(x_i)}, \quad (9)$$

where $\psi_j(x_i) = \frac{1}{d(x_i, x_j)^{\alpha}}$, $i \in \{1, \dots, n\}$, and M is the number of neighboring points among the n_d points in a low scale for each upsampled point. We set M to 3 in our experiments. Then, all the upsampled attribute features are concatenated together and sent to five consecutive graph convolutional layers. Each layer is followed by a non-linear activation function ReLU except the last layer. To reduce the redundant information and recover the attributes, the number of feature maps of the five layers decreases gradually. Inspired by [62], we also incorporate the residual learning to simplify the learning process. Finally, the formulation of our proposed MS-GAT changes to:

$$\hat{Y} = Y + \Psi(X, Y, Q | \Theta). \quad (10)$$

The output of Ψ is the residual of point cloud attributes, which contains the high-frequency attribute information.

E. Loss Function

In our work, we focus on point cloud attributes compression while the geometry coordinates of point clouds are assumed unchanged. The attributes Y_g of the original point clouds are regarded as ground truth. We convert the input attributes (r, g, b) into (y, u, v) color space. Three models with the same structure are trained for each component of (y, u, v). Each component is processed independently and identically. We compute the point-wise differences between each component of the restored point cloud attributes \hat{Y} and the corresponding ground truth Y_g . The formulation of the loss function for each component of (y, u, v) is identical and is depicted as:

$$D(Y_g^i, \hat{Y}^i) = \sum_{j=1}^n \|y_{gj}^{(i)} - \hat{y}_j^{(i)}\|_2^2, \quad (11)$$

where $Y_g^i = \{y_{g1}^i, y_{g2}^i, \dots, y_{gn}^i\}$ is the set of ground truth attributes of the i^{th} component of (y, u, v). $\hat{Y}^i = \{\hat{y}_1^i, \hat{y}_2^i, \dots, \hat{y}_n^i\}$ is the set of restored attributes of the i^{th} component of (y, u, v). y_{gj}^i stands for the i^{th} attribute component of the j^{th} point in the ground truth point cloud and \hat{y}_j^i stands for the i^{th} attribute component of the j^{th} point in the restored point cloud.

F. Block Partition and Combination

The number of a point cloud captured by 8i can easily reach one million. Therefore, it is unfeasible to restore all the attributes of a complete point cloud at once due to memory constraints. We use a divide-and-conquer approach in the same

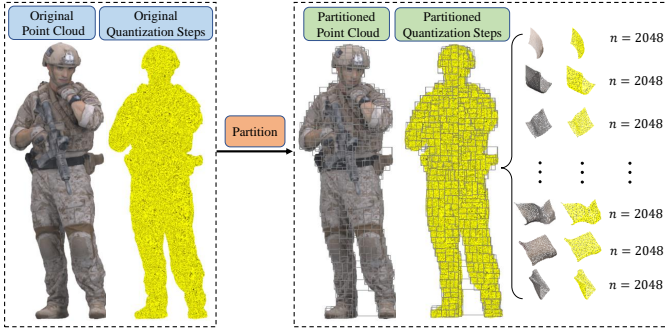


Fig. 4. Partition the point clouds and quantization steps into smaller blocks. Each block contains a fixed number of points. In our experiments, the fixed number of points is set to 2048.

way as [36]. We first partition an entire point cloud into small blocks, as shown in Fig. 4. We assume that the entire point cloud has N points and each small block has n points. We start at the first point and select n points sequentially to build a block. Meanwhile, the quantization steps are partitioned using the same method. Since N is usually not divisible by n , the number of points in the last block is smaller than n . We repeat the last point to make N divisible by n . After the block partition, each block is regarded as a basic unit and restored independently and identically. Corresponding to the block partition, a block combination method is used to organize the restored blocks back into a complete point cloud. The repeated points are removed in the reconstructed point cloud as [36].

IV. EXPERIMENTAL RESULTS

A. Experimental Setup

1) *Datasets*: As far as we know, there is no widely used training dataset of compression artifacts removal for point cloud attributes. We use five static point clouds defined in the MPEG PCC common test condition [63] as training data, including “Basketball Player”, “Loot”, “Exerciser”, “Queen”, and “Boxer”, as shown in Fig. 5. We partition the selected point clouds into small blocks with each of them having n points. Considering the limitations of the GPU memory, we set n to 2048. We compress the point cloud attributes with Predlift in TMC13v10 to generate the training data. In total, we collect 5145 small blocks as our training dataset.

To demonstrate the effectiveness of our proposed MS-GAT, we test it on ten point clouds as shown in Fig. 6, including “Longdress”, “Redandblack”, “Soldier”, “Dancer”, “Model”, “Andrew”, “David”, “Phil”, “Ricardo”, and “Sarah”.

2) *Implementation Details*: We convert the input attributes (r, g, b) into (y, u, v) color space. Three models with the same structure are trained for each component of (y, u, v) . Each component is processed independently and identically. Three restored components are concatenated together and converted back to (r, g, b) . The number of output feature maps of all the layers of the multi-scale feature extraction module is set to 64. The numbers of output feature maps of the five graph convolutional layers in the attribute reconstruction module

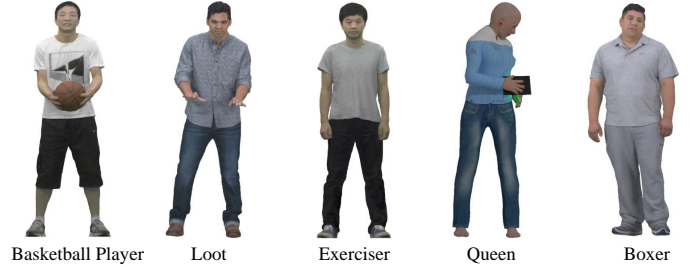


Fig. 5. Training dataset includes “Basketball Player”, “Loot”, “Exerciser”, “Queen”, and “Boxer”.




Fig. 6. Test dataset includes “Longdress”, “Redandblack”, “Soldier”, “Dancer”, “Model”, “Andrew”, “David”, “Phil”, “Ricardo”, and “Sarah”.

are set to 512, 256, 128, 64, and 1, respectively. We train four models with four compression qualities. The quantization parameters are set to 51, 46, 40, and 34, respectively, as the common test condition defined in [63]. The learning rate is set to 10^{-5} . The batch size is set to 8. The network is optimized by Adam [64] and the parameters β_1 and β_2 are set to 0.9 and 0.999, respectively.

To validate the efficiency of our proposed MS-GAT, we apply it to the point cloud attribute compression algorithm Predlift in the G-PCC reference software TMC13v10. We use the bits per point (bpp) to measure the total bitrate of $Y, U,$ and V components for each point. The peak signal-to-noise ratio (PSNR) of $Y, U,$ and V components [65] and a compound YUV PSNR of all components [66] are used as the quality metrics. We use the Bjøntegaard delta bit rate (BDBR) [67] to compare the respective performance.

B. Objective Quality Comparison

The objective quality comparisons between our proposed MS-GAT and Predlift are listed in Table I. We can see from Table I that the proposed method obtains 10.09%, 2.49%, and 3.20% BD-Rate gains for the $Y, U,$ and V components, respectively. On average, a 9.28% compound YUV BD-Rate gain is achieved. Fig. 7 and Fig. 8 show the R-D curves with different quality metrics on the test dataset. Comparing these two figures, we can find that the U and V PSNRs have a bigger gain at low bitrates while the Y PSNR has a bigger gain at

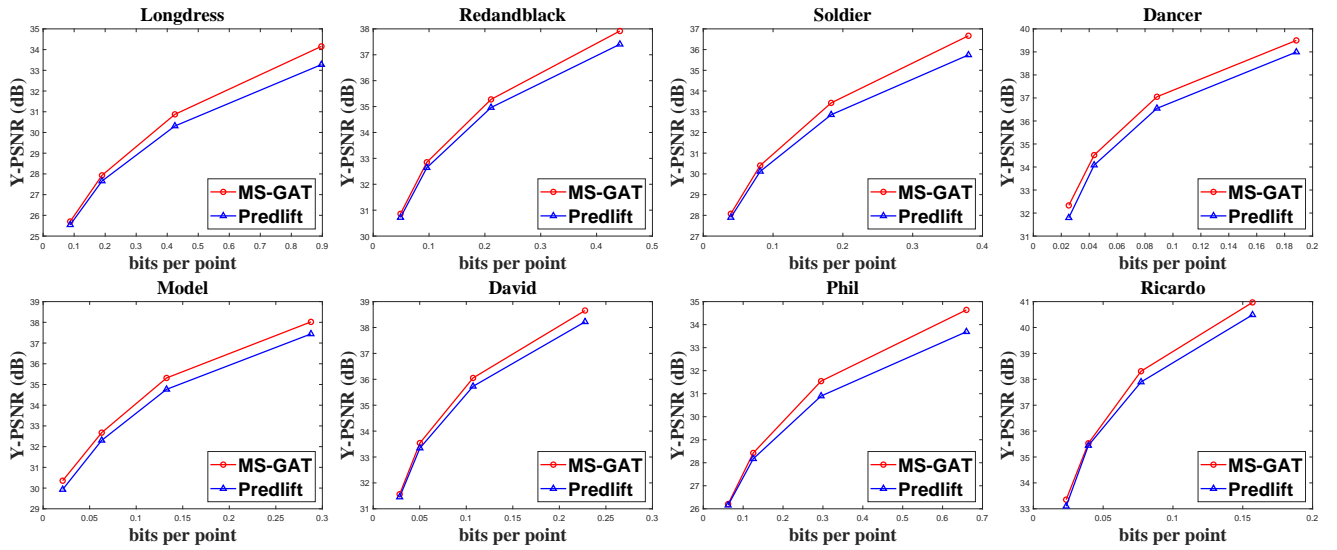


Fig. 7. Rate-distortion curves for Predlift with and without MS-GAT on the test dataset. “MS-GAT” denotes the rate-distortion curve of point cloud attributes restored by our proposed MS-GAT. “Predlift” denotes the rate-distortion curve of Predlift-compressed attributes. The quality is measured by the peak signal-to-noise ratio (PSNR) of the Y component.

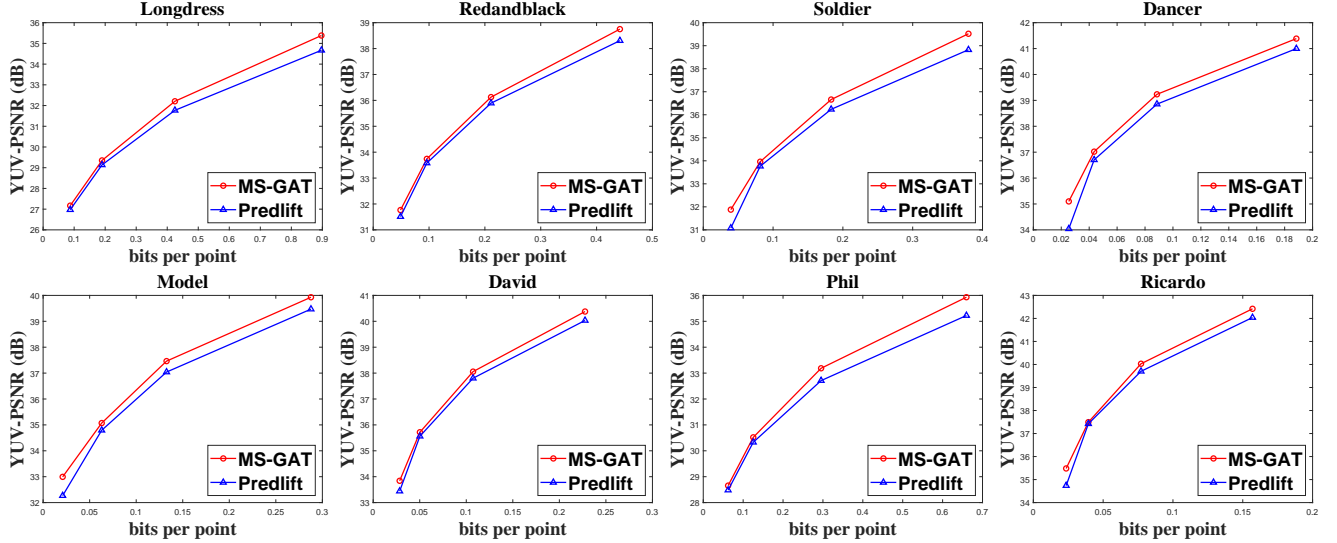


Fig. 8. Rate-distortion curves for Predlift with and without MS-GAT on the test dataset. The quality is measured by the compound YUV PSNR [66].

high bitrates. In our opinion, the reason is that the severe color shift is the main artifact at low bitrates while the texture detail loss is the main artifact at high bitrates. This phenomenon is also reflected in the subjective comparison results.

C. Subjective Quality Comparison

To show the benefits of the proposed MS-GAT in terms of subjective quality, we compare the visual qualities of the compressed point clouds with that of the restored point clouds, as shown in Fig. 9. As can be seen, the point cloud attributes compressed by Predlift suffer severe color shift at low bitrates. For example, at 0.021 bpp, the colors of the face and dress of decoded “Model” are completely changed by Predlift. The corresponding objective qualities are 29.93 dB, 39.06 dB, 39.50 dB, and 32.27 dB for Y, U, V, and compound YUV PSNR. The restored “Model” of our method is more vivid. The

TABLE I
BD-RATE COMPARISON BETWEEN PREDLIFT WITH AND WITHOUT MS-GAT

PointCloud	BDBR-Y	BDBR-U	BDBR-V	BDBR-YUV
Longdress	-11.71	-2.21	-3.56	-9.77
Redandblack	-8.46	0.04	-2.77	-7.05
Soldier	-11.58	-0.35	-0.87	-10.92
Dancer	-11.99	0.23	0.06	-10.83
Model	-14.49	-7.95	-6.78	-13.90
Andrew	-3.46	-3.00	-6.73	-4.78
David	-7.83	-3.58	-2.99	-7.34
Phil	-12.67	-0.45	-3.00	-11.51
Sarah	-11.51	-3.72	-2.86	-9.83
Ricardo	-7.18	-3.93	-2.47	-6.86
Average	-10.09	-2.49	-3.20	-9.28

corresponding objective qualities of the restored point cloud attributes are 30.36 dB, 40.59 dB, 41.22 dB, and 32.99 dB for




Fig. 9. Subjective quality comparison results. Left: Original point clouds. Center: Point clouds compressed by Predlift. Right: Predlift-compressed point clouds restored by our proposed MS-GAT.




Fig. 10. Left: Subjective and semantic segmentation results of original point clouds. Center: Subjective and semantic segmentation results of the point clouds compressed by Predlift. Right: Subjective and semantic segmentation results of the Predlift-compressed point clouds restored by our proposed MS-GAT.

Y, U, V, and compound YUV PSNR. The significant gains of U and V PSNRs also demonstrate the effectiveness of our method to reduce severe color shift, which is consistent with the subjective quality improvement. At high bitrates, texture detail loss becomes the main compression artifact. For example, the textures of the hand of “Longdress” show blurring artifacts and the dress presents more noise. The corresponding objective qualities are 30.31 dB, 36.37 dB, 35.92 dB, and 31.77 dB for Y, U, V, and compound YUV PSNR. The point clouds restored by our method preserve more details. The corresponding objective qualities of the restored point cloud attributes are 30.88 dB, 36.40 dB, 36.00 dB, and 32.21 dB for Y, U, V, and compound YUV PSNR. The significant gain of Y PSNR demonstrates the effectiveness of our method to restore more details.

D. Application to Point Cloud Segmentation

The data compression may affect the performance of the downstream tasks, which has been demonstrated in image and video compression. As we know, point clouds are widely used in 3D segmentation, 3D detection, and other downstream 3D high-level tasks. Therefore, the effect on the performance of

TABLE II
RUN TIME ANALYSIS (IN SECONDS).

Point Cloud	Predlift	MS-GAT				
	Eec&Dec	Part	Y	U	V	Comb
Longdress	0.72	1.53	51.10	50.08	49.80	0.26
Redandblack	0.69	1.46	48.85	47.96	47.79	0.23
Soldier	1.03	2.12	69.99	69.04	68.70	0.07
Dancer	2.62	5.00	164.68	160.73	160.65	0.25
Model	2.31	4.93	158.56	157.85	157.71	0.17
Andrew	0.27	0.50	19.63	18.92	19.07	0.10
David	0.33	0.65	23.91	22.43	22.43	0.04
Phil	0.36	0.86	26.62	25.64	24.37	0.03
Ricardo	0.20	0.43	16.19	14.88	15.16	0.06
Sarah	0.30	0.59	21.07	20.18	20.06	0.03
Average	0.88	1.81	60.06	58.77	58.57	0.12

3D downstream tasks is an important metric for point cloud compression. We take the point cloud semantic segmentation task as an example and quantify the effect on it to demonstrate the benefits of our proposed MS-GAT. We use some parts of “Area4” in Stanford 3D Large-Scale Indoor Spaces Datasets [68] to train a new model and test on “Area2”. We use the pre-trained PointNet++ [53] model¹ to segment the point clouds in “Area2” decoded by Predlift and those restored by our MS-GAT. The segmentation performance is measured by mean intersection-over-union (IoU).

The segmentation results are illustrated in Fig. 10. The experimental results show that our method achieves better segmentation results compared with Predlift. For example, in the “Area2-Office2”, the door colored by brown is wrongly predicted to be a window or a bookcase which is colored by light blue or bright green, respectively. Even though the geometry keeps unchanged, the degradation of color attributes brings a significant drop to the segmentation results. The artifacts brought by the predlift, which are difficult for the segmentation network to recognize, are alleviated by our proposed algorithm. In addition, this example reveals that the point cloud attributes play an important role in downstream point cloud high-level tasks. It is suggested that researchers should consider both the compression performance and downstream task performance when designing point cloud attribute compression methods.

E. Analysis of Computational Complexity

To analyze the computational complexity quantitatively, we compare the run time of Predlift in TMC13v10 and our proposed MS-GAT on all point clouds in the test dataset, as shown in Table II. For Predlift, we count the color encoding and decoding time. For MS-GAT, we count the block partition time, block combination time, and the artifacts removal time for Y, U, and V components. For a fair comparison, the run time does not include the time for reading and writing point cloud files. We accumulate the run time of all blocks although they can be processed in parallel. The proposed MS-GAT is implemented with TensorFlow 1.13 in eager mode. The number of total parameters of MS-GAT is 1.9M. It is run on one NVIDIA GeForce 1080 Ti GPU. The results show that

¹https://github.com/yanx27/Pointnet_Pointnet2_pytorch.

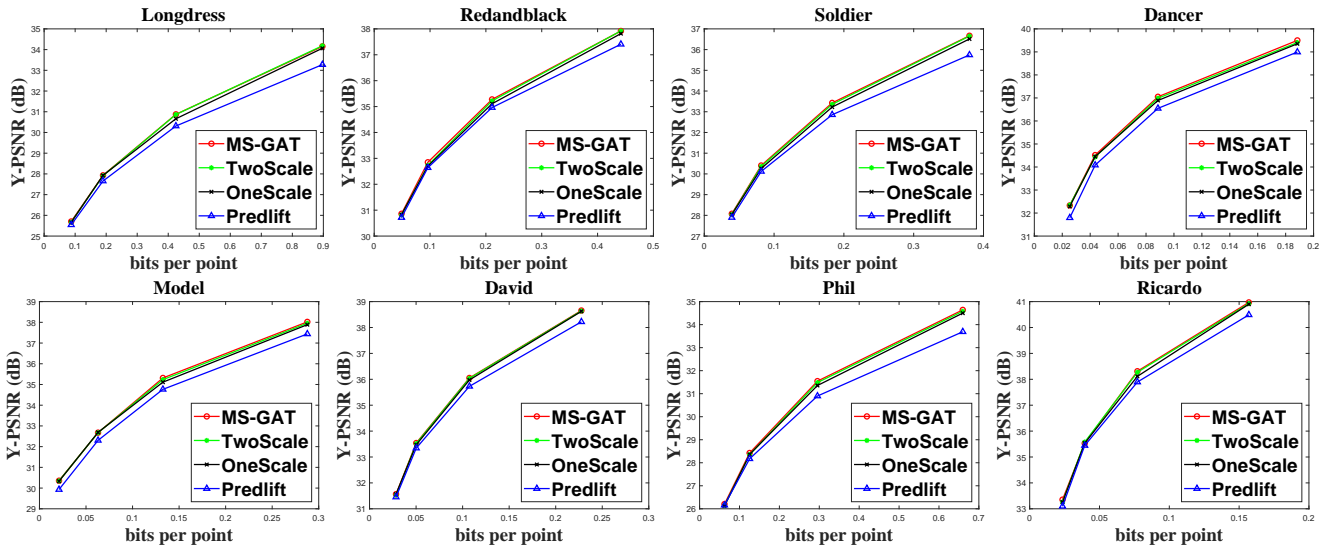


Fig. 11. Objective quality performance of the multi-scale feature extraction module. “MS-GAT” denotes the rate-distortion curve of compressed point cloud attributes restored by our proposed MS-GAT. “TwoScale” denotes the rate-distortion curves of compressed attributes restored by the variant of MS-GAT whose multi-scale feature extraction module only contains two scales. “OneScale” denotes the rate-distortion curves of compressed attributes restored by the variant of MS-GAT whose multi-scale feature extraction module only contains one scale. “Predlift” denotes the rate-distortion curve of compressed attributes. The quality is measured by the PSNR of the Y component.

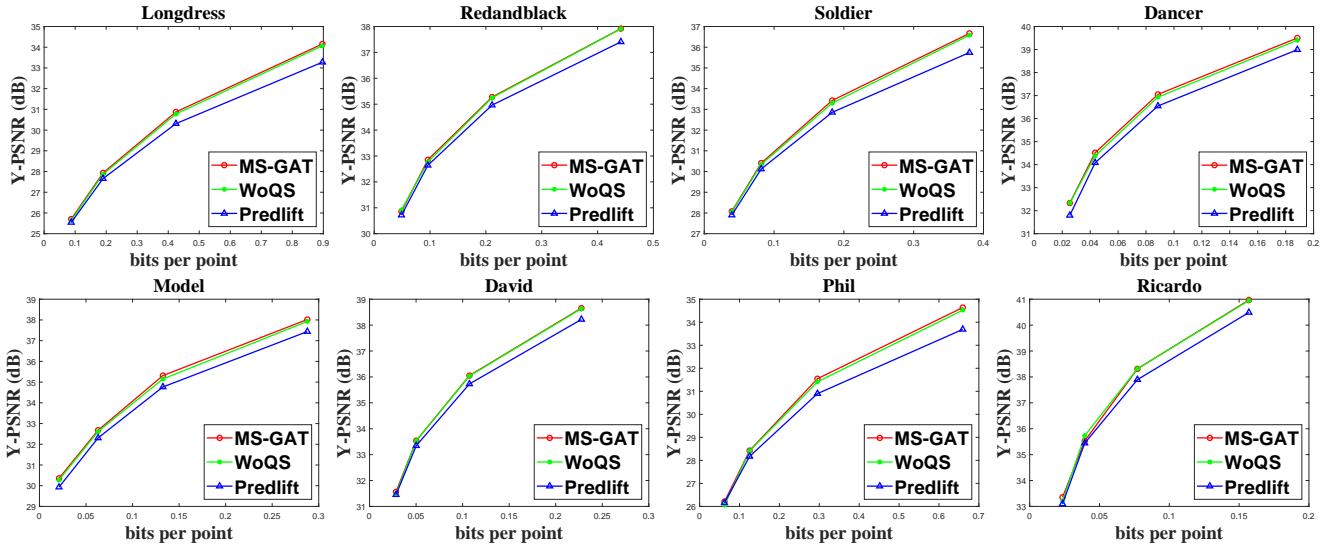


Fig. 12. Objective quality performance of the quantization steps. “MS-GAT” denotes the rate-distortion curve of compressed point cloud attributes restored by our proposed MS-GAT. “WoQS” denotes the rate-distortion curve of compressed attributes restored by the variant of MS-GAT whose inputs do not contain quantization steps. “Predlift” denotes the rate-distortion curve of compressed attributes. The quality is measured by the PSNR of the Y component.

processing each component separately significantly increases the computational cost. Processing each block serially is another reason for excessive runtime. We will explore processing each component simultaneously and process the partitioned blocks in parallel in the future.

F. Ablation Study

1) *Effectiveness of Multi-Scale Scheme*: We propose a multi-scale scheme to capture the short- and long-range correlations between the current point and both near and distant points. To demonstrate the benefits of the proposed multi-scale scheme, we design two variants of the proposed algorithm which have only one and two scales, respectively. We denote

the two variants to OneScale and TwoScale. We compare the variants with MS-GAT and Predlift. Fig. 11 illustrates the R-D curves of different methods on the test dataset. Comparing MS-GAT with its two variants, we find out that the R-D performance improves along with the increase of the number of scales. This is because the network can capture the correlation between various points in both near and far distances, which results in a more accurate estimation of the compression artifacts.

2) *Effectiveness of Quantization Steps*: Different quantization step per point leads to different degrees of artifacts. Therefore, we introduce the quantization step per point as an extra input to the proposed network. To verify the effectiveness of

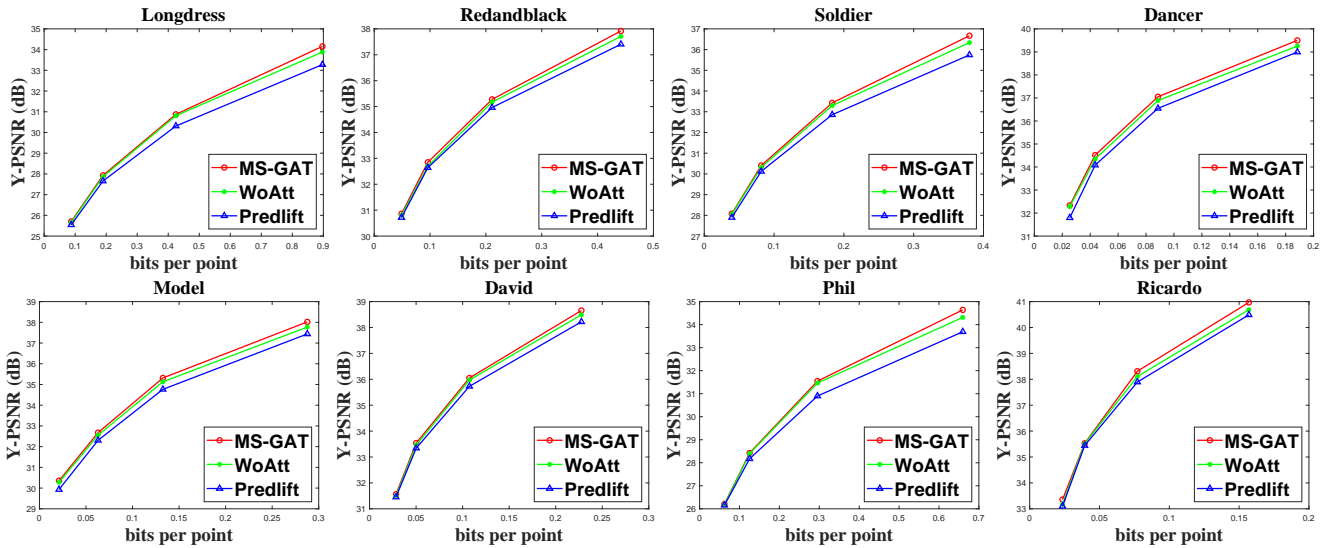


Fig. 13. Objective quality performance of the quantization steps. “MS-GAT” denotes the rate-distortion curve of compressed point cloud attributes restored by our proposed MS-GAT. “WoAtt” denotes the rate-distortion curve of compressed attributes restored by the variant of MS-GAT whose network does not contain graph attentional layers. The quality is measured by the PSNR of the Y component.

the extra input, we design a variant whose input includes only the compressed point clouds. The variant is referred to WoQS. Fig. 12 presents the R-D curves of different methods on the test dataset. We can see that the introduction of quantization steps is beneficial for the point clouds with more complex textures and richer colors, such as “Longdress”, “Redandblack”, and “Soldier”. This is because the quantization steps give the network a prior to handle different degrees of artifacts for each point to a certain extent.

3) *Effectiveness of Graph Attentional Layer*: Considering that the attributes of various points suffer from different degrees of compression artifacts, we incorporate a graph attentional layer into the network to further pay more attention to the points with larger distortions. To verify the effectiveness of the graph attentional layer, we design a variant by removing its graph attentional layers. We denote the variant to WoAtt. Fig. 13 shows the R-D curves of different methods on the test dataset. The results show that the graph attentional layer significantly increases the qualities of the decoded point cloud attributes.

V. CONCLUSION

In this paper, we propose a Multi-Scale Graph Attention Network (MS-GAT) to remove the artifacts of point cloud attributes compressed by G-PCC. We first build a graph with the assistant of point cloud geometry information and treat the point cloud attributes as graph signals. We then utilize the Chebyshev graph convolutions to extract the features of attributes. Considering that one point may be related to the points with both near and far distances in the attribute compression, we design a multi-scale scheme to capture the short and long range correlation between the current point and near or distant points. In addition, we observe that the quantization steps for various points are different. Therefore, we utilize the quantization steps as an extra input to guide the network to handle different degrees of artifacts of various

points. Furthermore, we incorporate a graph attentional layer into the network to further pay more attention to points with larger distortions. To the best of our knowledge, this is the first exploration of point cloud attribute artifacts removal for G-PCC. Experimental results demonstrate that our proposed MS-GAT increases the quality of the compressed point cloud attributes significantly.

REFERENCES

- [1] S. Schwarz, M. Preda, V. Baroncini, M. Budagavi, P. Cesar, P. A. Chou, R. A. Cohen, M. Krivokuća, S. Lasserre, Z. Li, *et al.*, “Emerging mpeg standards for point cloud compression,” *IEEE Journal on Emerging and Selected Topics in Circuits and Systems*, vol. 9, no. 1, pp. 133–148, 2018.
- [2] R. L. De Queiroz and P. A. Chou, “Compression of 3D point clouds using a region-adaptive hierarchical transform,” *IEEE Transactions on Image Processing*, vol. 25, no. 8, pp. 3947–3956, 2016.
- [3] C. Zhang, D. Florencio, and C. Loop, “Point cloud attribute compression with graph transform,” in *2014 IEEE International Conference on Image Processing (ICIP)*, pp. 2066–2070, IEEE, 2014.
- [4] Y. Huang, J. Peng, C.-C. J. Kuo, and M. Gopi, “A generic scheme for progressive point cloud coding,” *IEEE Transactions on Visualization and Computer Graphics*, vol. 14, no. 2, pp. 440–453, 2008.
- [5] K. Mammou, A. M. Tourapis, D. Singer, and Y. Su, “Video-based and hierarchical approaches point cloud compression,” *Document ISO/IEC JTC1/SC29/WG11 m41649, Macau, China*, 2017.
- [6] K. Mammou, A. Tourapis, J. Kim, F. Robinet, V. Valentin, and Y. Su, “Lifting scheme for lossy attribute encoding in TMCI,” *Document ISO/IEC JTC1/SC29/WG11 m42640, San Diego, CA, US*, 2018.
- [7] R. Mekuria, K. Blom, and P. Cesar, “Design, implementation, and evaluation of a point cloud codec for tele-immersive video,” *IEEE Transactions on Circuits and Systems for Video Technology*, vol. 27, no. 4, pp. 828–842, 2016.
- [8] C. Tulvan, R. Mekuria, Z. Li, and S. Lasserre, “Use cases for point cloud compression (PCC),” *Document ISO/IEC JTC1/SC29/WG11/N16331*, 2016.
- [9] L. Li, Z. Li, V. Zakharchenko, J. Chen, and H. Li, “Advanced 3D motion prediction for video-based dynamic point cloud compression,” *IEEE Transactions on Image Processing*, vol. 29, pp. 289–302, 2019.
- [10] C. L. Jackins and S. L. Tanimoto, “Oct-trees and their use in representing three-dimensional objects,” *Computer Graphics and Image Processing*, vol. 14, no. 3, pp. 249–270, 1980.
- [11] R. Schnabel and R. Klein, “Octree-based point-cloud compression,” *Spg*, vol. 6, pp. 111–120, 2006.

- [12] A. Anis, P. A. Chou, and A. Ortega, "Compression of dynamic 3D point clouds using subdivisional meshes and graph wavelet transforms," in *2016 IEEE International Conference on Acoustics, Speech and Signal Processing (ICASSP)*, pp. 6360–6364, IEEE, 2016.
- [13] E. Pavez, P. A. Chou, R. L. De Queiroz, and A. Ortega, "Dynamic polygon clouds: representation and compression for vr/ar," *APSIPA Transactions on Signal and Information Processing*, vol. 7, 2018.
- [14] A. Norkin, G. Bjontegaard, A. Fuldseth, M. Narroschke, M. Ikeda, K. Andersson, M. Zhou, and G. Van der Auwera, "HEVC deblocking filter," *IEEE Transactions on Circuits and Systems for Video Technology*, vol. 22, no. 12, pp. 1746–1754, 2012.
- [15] P. List, A. Joch, J. Lainema, G. Bjontegaard, and M. Karczewicz, "Adaptive deblocking filter," *IEEE transactions on circuits and systems for video technology*, vol. 13, no. 7, pp. 614–619, 2003.
- [16] C. Wang, J. Zhou, and S. Liu, "Adaptive non-local means filter for image deblocking," *Signal Processing: Image Communication*, vol. 28, no. 5, pp. 522–530, 2013.
- [17] H. Chang, M. K. Ng, and T. Zeng, "Reducing artifacts in JPEG decomposition via a learned dictionary," *IEEE transactions on signal processing*, vol. 62, no. 3, pp. 718–728, 2013.
- [18] C. Jung, L. Jiao, H. Qi, and T. Sun, "Image deblocking via sparse representation," *Signal Processing: Image Communication*, vol. 27, no. 6, pp. 663–677, 2012.
- [19] R. Rothe, R. Timofte, and L. Van, "Efficient regression priors for reducing image compression artifacts," in *2015 IEEE International Conference on Image Processing (ICIP)*, pp. 1543–1547, IEEE, 2015.
- [20] C. Dong, Y. Deng, C. C. Loy, and X. Tang, "Compression artifacts reduction by a deep convolutional network," in *Proceedings of the IEEE International Conference on Computer Vision*, pp. 576–584, 2015.
- [21] X. Zhang, W. Yang, Y. Hu, and J. Liu, "Dmccnn: Dual-domain multi-scale convolutional neural network for compression artifacts removal," in *2018 25th IEEE International Conference on Image Processing (ICIP)*, pp. 390–394, IEEE, 2018.
- [22] J. Guo and H. Chao, "Building dual-domain representations for compression artifacts reduction," in *European Conference on Computer Vision*, pp. 628–644, Springer, 2016.
- [23] Y. Chen and T. Pock, "Trainable nonlinear reaction diffusion: A flexible framework for fast and tempeffective image restoration," *IEEE transactions on pattern analysis and machine intelligence*, vol. 39, no. 6, pp. 1256–1272, 2016.
- [24] L. Cavigelli, P. Hager, and L. Benini, "CAS-CNN: A deep convolutional neural network for image compression artifact suppression," in *2017 International Joint Conference on Neural Networks (IJCNN)*, pp. 752–759, IEEE, 2017.
- [25] J. Guo and H. Chao, "One-to-many network for visually pleasing compression artifacts reduction," in *Proceedings of the IEEE Conference on Computer Vision and Pattern Recognition*, pp. 3038–3047, 2017.
- [26] Z. Guan, Q. Xing, M. Xu, R. Yang, T. Liu, and Z. Wang, "MFQE 2.0: A new approach for multi-frame quality enhancement on compressed video," *IEEE transactions on pattern analysis and machine intelligence*, 2019.
- [27] J. Wang, X. Deng, M. Xu, C. Chen, and Y. Song, "Multi-level wavelet-based generative adversarial network for perceptual quality enhancement of compressed video," in *European Conference on Computer Vision*, pp. 405–421, Springer, 2020.
- [28] J. Wang, D. Ding, Z. Li, and Z. Ma, "Multiscale point cloud geometry compression," in *2021 Data Compression Conference (DCC)*, pp. 73–82, IEEE, 2021.
- [29] A. Guarda, N. Rodrigues, and F. Pereira, "Adaptive deep learning-based point cloud geometry coding," *IEEE Journal of Selected Topics in Signal Processing*, 2020.
- [30] M. Quach, G. Valenzise, and F. Dufaux, "Learning convolutional transforms for lossy point cloud geometry compression," in *2019 IEEE International Conference on Image Processing (ICIP)*, pp. 4320–4324, IEEE, 2019.
- [31] M. Quach, G. Valenzise, and F. Dufaux, "Folding-based compression of point cloud attributes," in *2020 IEEE International Conference on Image Processing (ICIP)*, pp. 3309–3313, IEEE, 2020.
- [32] G. Te, W. Hu, A. Zheng, and Z. Guo, "RGCNN: Regularized graph cnn for point cloud segmentation," in *Proceedings of the 26th ACM international conference on Multimedia*, pp. 746–754, 2018.
- [33] C. Wang, B. Samari, and K. Siddiqi, "Local spectral graph convolution for point set feature learning," in *Proceedings of the European conference on computer vision (ECCV)*, pp. 52–66, 2018.
- [34] D. Graziosi, O. Nakagami, S. Kuma, A. Zaghetto, T. Suzuki, and A. Tabatabai, "An overview of ongoing point cloud compression standardization activities: Video-based (v-pcc) and geometry-based (g-pcc)," *APSIPA Transactions on Signal and Information Processing*, vol. 9, 2020.
- [35] L. Li, Z. Li, S. Liu, and H. Li, "Efficient projected frame padding for video-based point cloud compression," *IEEE Transactions on Multimedia*, 2020.
- [36] X. Sheng, L. Li, D. Liu, Z. Xiong, Z. Li, and F. Wu, "Deep-PCAC: An end-to-end deep lossy compression framework for point cloud attributes," *IEEE Transactions on Multimedia*, 2021.
- [37] G. K. Wallace, "The JPEG still picture compression standard," *IEEE transactions on consumer electronics*, vol. 38, no. 1, pp. xviii–xxxiv, 1992.
- [38] G. J. Sullivan, J.-R. Ohm, W.-J. Han, and T. Wiegand, "Overview of the high efficiency video coding (HEVC) standard," *IEEE Transactions on circuits and systems for video technology*, vol. 22, no. 12, pp. 1649–1668, 2012.
- [39] A. Foi, V. Katkovnik, and K. Egiazarian, "Pointwise shape-adaptive dct for high-quality denoising and deblocking of grayscale and color images," *IEEE transactions on image processing*, vol. 16, no. 5, pp. 1395–1411, 2007.
- [40] X. Fu, Z.-J. Zha, F. Wu, X. Ding, and J. Paisley, "JPEG artifacts reduction via deep convolutional sparse coding," in *Proceedings of the IEEE/CVF International Conference on Computer Vision*, pp. 2501–2510, 2019.
- [41] J. Li, Y. Wang, H. Xie, and K.-K. Ma, "Learning a single model with a wide range of quality factors for jpeg image artifacts removal," *IEEE Transactions on Image Processing*, vol. 29, pp. 8842–8854, 2020.
- [42] R. Yang, M. Xu, Z. Wang, and T. Li, "Multi-frame quality enhancement for compressed video," in *Proceedings of the IEEE Conference on Computer Vision and Pattern Recognition*, pp. 6664–6673, 2018.
- [43] T. Li, M. Xu, C. Zhu, R. Yang, Z. Wang, and Z. Guan, "A deep learning approach for multi-frame in-loop filter of hevcc," *IEEE Transactions on Image Processing*, vol. 28, no. 11, pp. 5663–5678, 2019.
- [44] Q. Ding, L. Shen, L. Yu, H. Yang, and M. Xu, "Patch-wise spatial-temporal quality enhancement for hevcc compressed video," *IEEE Transactions on Image Processing*, 2021.
- [45] L. Zhu, Y. Zhang, S. Wang, H. Yuan, S. Kwong, and H. H.-S. Ip, "Convolutional neural network-based synthesized view quality enhancement for 3d video coding," *IEEE Transactions on Image Processing*, vol. 27, no. 11, pp. 5365–5377, 2018.
- [46] Y. Wang, Y. Sun, Z. Liu, S. E. Sarma, M. M. Bronstein, and J. M. Solomon, "Dynamic graph cnn for learning on point clouds," *Acm Transactions On Graphics (tog)*, vol. 38, no. 5, pp. 1–12, 2019.
- [47] J. Li, B. M. Chen, and G. H. Lee, "So-Net: Self-organizing network for point cloud analysis," in *Proceedings of the IEEE conference on computer vision and pattern recognition*, pp. 9397–9406, 2018.
- [48] Y. Shen, C. Feng, Y. Yang, and D. Tian, "Mining point cloud local structures by kernel correlation and graph pooling," in *Proceedings of the IEEE conference on computer vision and pattern recognition*, pp. 4548–4557, 2018.
- [49] K. Zhang, M. Hao, J. Wang, C. W. de Silva, and C. Fu, "Linked dynamic graph cnn: Learning on point cloud via linking hierarchical features," *arXiv preprint arXiv:1904.10014*, 2019.
- [50] Z.-H. Lin, S.-Y. Huang, and Y.-C. F. Wang, "Convolution in the cloud: Learning deformable kernels in 3D graph convolution networks for point cloud analysis," in *Proceedings of the IEEE/CVF Conference on Computer Vision and Pattern Recognition*, pp. 1800–1809, 2020.
- [51] R. Li, S. Wang, F. Zhu, and J. Huang, "Adaptive graph convolutional neural networks," in *Proceedings of the AAAI Conference on Artificial Intelligence*, vol. 32, 2018.
- [52] M. Feng, S. Z. Gilani, Y. Wang, L. Zhang, and A. Mian, "Relation graph network for 3d object detection in point clouds," *IEEE Transactions on Image Processing*, vol. 30, pp. 92–107, 2020.
- [53] C. R. Qi, L. Yi, H. Su, and L. J. Guibas, "Pointnet++: Deep hierarchical feature learning on point sets in a metric space," *arXiv preprint arXiv:1706.02413*, 2017.
- [54] W. Hu, G. Cheung, X. Li, and O. Au, "Depth map compression using multi-resolution graph-based transform for depth-image-based rendering," in *2012 19th IEEE International Conference on Image Processing*, pp. 1297–1300, IEEE, 2012.
- [55] W. Hu, G. Cheung, A. Ortega, and O. C. Au, "Multiresolution graph fourier transform for compression of piecewise smooth images," *IEEE Transactions on Image Processing*, vol. 24, no. 1, pp. 419–433, 2014.
- [56] G. Shen, W.-S. Kim, S. K. Narang, A. Ortega, J. Lee, and H. Wey, "Edge-adaptive transforms for efficient depth map coding," in *28th Picture Coding Symposium*, pp. 566–569, IEEE, 2010.

- [57] J. Bruna, W. Zaremba, A. Szlam, and Y. LeCun, "Spectral networks and locally connected networks on graphs," *arXiv preprint arXiv:1312.6203*, 2013.
- [58] T. N. Kipf and M. Welling, "Semi-supervised classification with graph convolutional networks," *arXiv preprint arXiv:1609.02907*, 2016.
- [59] M. Defferrard, X. Bresson, and P. Vandergheynst, "Convolutional neural networks on graphs with fast localized spectral filtering," *Advances in neural information processing systems*, vol. 29, pp. 3844–3852, 2016.
- [60] Z. Cheng, H. Sun, M. Takeuchi, and J. Katto, "Learned image compression with discretized gaussian mixture likelihoods and attention modules," in *Proceedings of the IEEE/CVF Conference on Computer Vision and Pattern Recognition*, pp. 7939–7948, 2020.
- [61] J. Li, F. Fang, K. Mei, and G. Zhang, "Multi-scale residual network for image super-resolution," in *Proceedings of the European Conference on Computer Vision (ECCV)*, pp. 517–532, 2018.
- [62] K. Zhang, W. Zuo, Y. Chen, D. Meng, and L. Zhang, "Beyond a gaussian denoiser: Residual learning of deep cnn for image denoising," *IEEE transactions on image processing*, vol. 26, no. 7, pp. 3142–3155, 2017.
- [63] S. Schwarz, G. Martin-Cocher, D. Flynn, and M. Budagavi, "Common test conditions for point cloud compression," *Document ISO/IEC JTC1/SC29/WG11 w17766, Ljubljana, Slovenia*, 2018.
- [64] D. P. Kingma and J. Ba, "Adam: A method for stochastic optimization," *arXiv preprint arXiv:1412.6980*, 2014.
- [65] D. Tian, H. Ochimizu, C. Feng, R. Cohen, and A. Vetro, "Evaluation metrics for point cloud compression," *Document ISO/IEC JTC1/SC29/WG11/M39316*, 2017.
- [66] J.-R. Ohm, G. J. Sullivan, H. Schwarz, T. K. Tan, and T. Wiegand, "Comparison of the coding efficiency of video coding standards—including high efficiency video coding (hevc)," *IEEE Transactions on circuits and systems for video technology*, vol. 22, no. 12, pp. 1669–1684, 2012.
- [67] G. Bjontegaard, "Calculation of average psnr differences between rd-curves," *Document VCEG-M33*, 2001.
- [68] I. Armeni, O. Sener, A. R. Zamir, H. Jiang, I. Brilakis, M. Fischer, and S. Savarese, "3D semantic parsing of large-scale indoor spaces," in *Proceedings of the IEEE Conference on Computer Vision and Pattern Recognition*, pp. 1534–1543, 2016.