

SaDe: Learning Models that Provably Satisfy Domain Constraints

Kshitij Goyal, Sebastijan Dumancic, Hendrik Blockeel

KU Leuven, Belgium
{firstname}.{lastname}@kuleuven.be

Abstract

With increasing real world applications of machine learning, models are often required to comply with certain domain based requirements, e.g., safety guarantees in aircraft systems, legal constraints in a loan approval model. A natural way to represent these properties is in the form of constraints. Including such constraints in machine learning is typically done by the means of regularization, which does not guarantee satisfaction of the constraints. In this paper, we present a machine learning approach that can handle a wide variety of constraints, and guarantee that these constraints will be satisfied by the model even on unseen data. We cast machine learning as a maximum satisfiability problem, and solve it using a novel algorithm *SaDe* which combines constraint satisfaction with gradient descent. We demonstrate on three use cases that this approach learns models that provably satisfy the given constraints.

1 Introduction

As machine learning is becoming more widespread, there is increasing interest in using it in application contexts where strict regulations exist. For instance, when predicting crime likelihood, the model may be required to satisfy the following constraint: *everything else being equal, two people of a different ethnicity should have an equal probability of ending up in jail* (Barocas, Hardt, and Narayanan 2017). When automating parts of an aircraft system, the model may be required to satisfy certain safety properties (Katz et al. 2019).

Experts often possess knowledge about such requirements. This knowledge typically cannot be expressed as data, but can be expressed as constraints the model must fulfill (Gori 2017). Many machine learning approaches can deal with such constraints by including them in the cost function they optimize (i.e. through regularization). A major limitation of this approach is that it doesn't *guarantee* that the learned model satisfies the constraints, it only *encourages* it to do so.

In this work, we propose a radically different approach to learning models under constraints: rather than including the constraints into a cost function and using a standard machine learning approach, we translate the machine learning problem to a constraint satisfaction problem (Rossi, Beek, and Walsh 2006). More specifically, we introduce a learning

framework that casts learning as a Maximum Satisfiability (MaxSMT) problem (Fu and Malik 2006) that can handle both hard constraints (which all have to be satisfied) and soft constraints (of which as many as possible must be satisfied). Domain constraints are typically formulated as hard constraints in this approach, whereas the model's fit with the training data is encoded using soft constraints. Thus, a model is found that optimally fits the data within the hard constraints imposed by the user.

One crucial advantage of our approach is that it allows us to formulate constraints that are universally quantified over the input domain, that is, the learned model is guaranteed to satisfy these constraints under all circumstances (i.e., for all imaginable inputs). This is in contrast with regularization-based approaches, which assign a cost to data instances that violate constraints: unseen instances can't add to this cost.

The translation to a constraint satisfaction problem naturally raises concerns about scalability, when dealing with large datasets. That is indeed an issue, which we solve by introducing an incremental learning algorithm, SaDe. SaDe, which stands for *Satisfiability Descent*, combines principles of gradient descent with constraint solving.

In summary, we make three contributions: (1) A novel framework that **reformulates learning as a MaxSMT problem**, (2) Learning algorithm **SaDe, which performs learning within our framework in an incremental manner**, (3) Experimental evaluation on three use-cases realizing different learning problems. The evaluation shows that the framework is general enough to express a wide variety of machine learning problems (including multi-class classification and multi-target regression), and that it can yield, within reasonable time, models that perform comparably to those found by other methods, while fulfilling all constraints (a requirement that none of the other methods meet).

2 Related Work

Domain Constraints in Machine Learning. Enforcing domain constraints in machine learning has been studied extensively. Typically, domain constraints have been used either as substitutes for training data, like in (Diligenti, Gori, and Sacca 2017), or to provide structured knowledge to the model prediction to learn more 'coherent' solutions, like the learning to rank problem in (Xu et al. 2018). Additionally, use of machine learning in socially sensitive domains has

given rise to applications where domain knowledge is used to tackle data biases (Dwork et al. 2012).

In terms of the type of constraints on the model, typically domain constraints are either enforced on the *structure* of the model (e.g. box constraints in parametric models, depth constraint in decision trees) or on its *semantics*, i.e., *if a feature k takes a value v , the prediction must be class c* . Enforcing such semantic constraints is more challenging because in order to guarantee satisfaction, the constraint must be satisfied for every conceivable input (not only on training data). In constraint satisfaction, the way to represent such constraints is by using universal quantifiers (\forall) over the data domain. These constraints are crucial in many domains, e.g., constraints used in (Katz et al. 2017) to verify the ACAS Xu system. Thus, our focus in the experiments will be on these types of constraints. We simplify the constraints used in (Katz et al. 2017) as: “*If an intruder is right ahead ($angle_of_intruder = 0$) and coming towards you ($relative_speed > 10$), the vehicle must make a hard left ($\hat{y} = -1$)*”, to use as a running example in the text. In the next subsections, we review the approaches that enforce constraints in machine learning.

Regularization. The most common approach for imposing constraints in parametric models is regularization. There is a significant literature that utilizes regularization to impose constraints, like: grammar constraints in semantic role labelling tasks (Punyakanok et al. 2004), fairness constraints in (Dwork et al. 2012), posterior constraints in (Ganchev et al. 2010). There are also number of general regularization techniques that are able to impose a variety of constraints: probabilistic formulation of semantic constraints (Xu et al. 2018), fuzzy logic based regularization (Diligenti, Gori, and Sacca 2017), another loss based representation of constraints in (Fischer et al. 2019). And a significant amount of work incorporating prior knowledge in neural networks (Muralidhar et al. 2018; Fischer et al. 2019; Hu et al. 2016; Stewart and Ermon 2017). Main disadvantage of such approaches is that the constraint satisfaction is not guaranteed.

Optimization. Models such as logistic regression, ridge regression and SVM can be expressed as convex optimization problem and dedicated solvers such as *libsvm* (Chang and Lin 2011) and *CVX* (Grant and Boyd 2014) can be used to solve them. These solvers provide a way to add side constraints on the optimization procedure. However, the constraints are limited to simple box constraints and interaction constraints. Semantic constraints can not be guaranteed as universal quantification is not supported.

Learning as CSP / MaxSAT. Machine learning has been studied through the lens of constraint satisfaction, with a lot of focus on learning optimal decision trees (Hu et al. 2020; Verhaeghe et al. 2019; Verwer and Zhang 2019). These approaches differ from ours in two aspects: (1) they focus on learning discrete models, whereas we focus on parametric models; (2) the role of constraints is to model the learning process, not to impose additional knowledge. *Deep-Problog* (Manhaeve et al. 2018) uses problog to learn neural networks in presence of background knowledge but doesn’t

guarantee constraint satisfaction and doesn’t support regression. Approaches by (Bruynooghe et al. 2015) and (Teso, Sebastiani, and Passerini 2017) demonstrate the viability of constraint satisfaction for learning but they lack a general framework and focus on specific problems. An interesting counter-example guided approach in (Sivaraman et al. 2020) to enforce monotonic constraints also lacks a general framework. There are also few works that utilize MaxSAT for machine learning tasks such as: Bayesian networks as MaxSAT problem in (Berg et al. 2019) and (Cussens 2012); an approach for learning interpretable classification rules in (Malioutov and Meel 2018). To the best of our knowledge, ours is the first work that focuses on parametric models in a MaxSMT framework.

Verification. Our work is closely related to *verification*: checking whether a property holds within a system. Several recent works use verification techniques to verify properties of machine learning models, such as neural nets (Huang et al. 2017; Katz et al. 2019; Singh et al. 2018) and tree based models (Einziger et al. 2019; Chen et al. 2019). These approaches verify properties of previously learned models; in contrast, our framework considers the constraints during learning and ensures that the learned model satisfies them.

3 Machine Learning as a Maximum Satisfiability Problem

Maximum Satisfiability Problem (MaxSMT): SAT is the problem of determining if there exists an interpretation that satisfies a given Boolean formula, e.g. $\neg a \vee (b \wedge c)$. Satisfiability Modulo Theories (SMT) is an extension of SAT where logical formulas can be expressed in theories other than Boolean, such as Real Arithmetic, Bit-Vector. E.g., $(a + b > c) \wedge (b < 1)$ where a , b and c are real variables. Maximum Satisfiability (MaxSMT) (Ansótegui, Bonet, and Levy 2013) generalizes the SMT problem: given set of hard ϕ_h and soft constraints ϕ_s , the task of MaxSMT is to find a solution that satisfies all constraints in ϕ_h and as many as possible in ϕ_s .

Our learning framework solves the standard machine learning problem with an additional set of constraints that the learned model needs to satisfy. These constraints encode domain knowledge the model needs to respect. To introduce our framework, we distinguish between a model and a model instance. In particular, we will focus on parametric models with real valued outputs.

Definition 1 Parametric model. A *parametric model* $f(x, W)$ is characterised with a fixed set of parameters W and input features x . $f(x, w)$ is an instance of a parametric model $f(x, W)$ if w are the fixed values for parameters W .

For example, $f(x, [2, 3, -2]) = 2x_1 + 3x_2 - 2$ is an instance of parametric model $f(x, W) = w_1x_1 + w_2x_2 + w_0$.

Definition 2 Learning problem. Given a training set $X = \{(x_1, y_1), \dots, (x_n, y_n)\}$, a set of user-provided constraints \mathcal{K} , a performance criterion \mathcal{L} and a parametric model $f(x, W)$, **find** $w \in \mathbb{R}^n$ such that (1) $f(x, w)$ satisfies constraints \mathcal{K} and (2) $\mathcal{L}(f(x, w), X)$ is maximal.

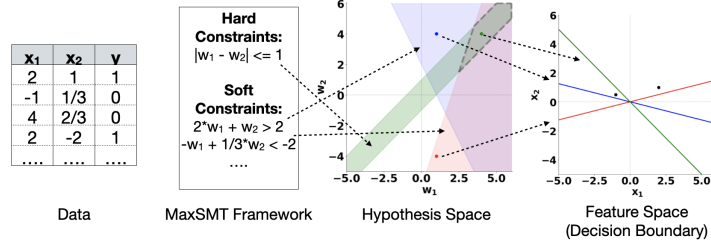


Figure 1: In our MaxSMT approach to machine learning, each examples (x_i, y_i) corresponds to a soft constraint encoding the prediction y_i a model should make (in binary classification, the prediction consists of deciding which side of a decision boundary a point belongs to). Each constraint defines a region of the hypothesis space which contains all models which would satisfy the constraint. Our framework aims to find a point in hypothesis space (a model) in which most of the regions overlap.

The key idea of our work is to formulate this learning problem as a MaxSMT problem (Figure 1). Intuitively, domain knowledge formulates the hard constraints of a MaxSMT problem; we term these as *knowledge constraints*. Data, in contrast, provides soft constraints which encode the decisions of the model; we term these as *decision constraints*.

Definition 3 Knowledge constraint. Knowledge constraint \mathcal{K} is a set of user-provided hard constraints that the model instance $f(x, w)$ must satisfy.

We impose no restriction on the form of knowledge constraints, as long as it can be expressed in the language of a MaxSMT solver. For instance, a knowledge constraint can force a model to make consistent predictions over multiple examples, or introduce dependence between the model parameters. Of special importance to our work are constraints that enforce properties over (possibly infinite) range of values. Such constraints enforce properties that the learned model should obey regardless of data it receives and they are expressed using the universal quantifier (\forall). For the autonomous vehicle system example introduced earlier, the constraint stating “if an intruder is ahead and coming towards a vehicle, then make a hard left” can be written as:

$$\mathcal{K} : \forall x, x[\text{angle_of_intruder}] = 0 \\ \wedge x[\text{relative_speed}] > 10 \implies y = -1$$

The problem occurs when quantifiers are used with numerical features, as quantification applies to any value from an infinite set. We limit the scope of quantification over numerical values to the range defined by feature values appearing in the training data. For instance, if a feature comes from the range $[0, 100]$, we require the constraint to hold only in that range, not in $[-\infty, +\infty]$. This allows us to feasibly learn models that satisfy knowledge constraints even on unseen data. Additionally, this also forces a basic assumption in machine learning that the training data is a representative subset of the population. A feature ranging from $[0, 100]$ in the data will unlikely take a value of 10^5 (for example) for a possible unseen data instance from the population. Avoiding infinite ranges makes the modelling tractable.

Definition 4 Universal Knowledge Constraint. Given a dataset X with the set of features $\{X_1, \dots, X_n\}$, let \mathcal{D} be

the space defined by the range of feature values in X : $\mathcal{D} \equiv \times_{i=1}^n [\min_X(X_i), \max_X(X_i)]$. A universal knowledge constraint is a knowledge constraint that holds $\forall x \in \mathcal{D}$.

Knowledge constraints only identify model instances which satisfy them, but do not identify the best performing model. To do that, we encode training examples to a set of *soft constraints* ϕ_s in a MaxSMT problem. Intuitively, these soft constraints encode the correct decisions a model instance should make for each example.

Definition 5 Decision constraint. A decision constraint ρ_x is a soft constraint encoding the correct decision a model instance $f(x, w)$ should make for the example x . Decision constraints are defined on the training data.

In a regression case, a model is expected to have certain numerical errors to compensate for the noise in data. Hence for a training instance $\{x, y_x\}$ and a given error threshold e , we define the decision constraint as:

$$\rho_x : y_x - e \leq f(x, W) \leq y_x + e$$

For a binary classification problem, we take inspiration from how the real valued predictions are treated in classical parametric models: a squashing function (e.g sigmoid) is used to convert real valued outputs to probabilities. For a training instance $\{x, y_x\}$, higher absolute value of $f(x, W)$ implies higher probability of an instance x being assigned to the corresponding class y_x . Hence for a given error threshold τ , we define the decision constraint as:

$$\rho_x : f(x, W) = \begin{cases} > \tau, & \text{if } y_x = 1 \\ < -\tau, & \text{if } y_x = 0 \end{cases}$$

In general, statistical machine learning techniques optimise these thresholds through the objective function: they minimise e in regression cases (e.g. mean squared error which directly minimizes the error), and maximise τ in classification (e.g. cross-entropy loss that maximizes confidence). Such an objective based optimization is possible with well established frameworks that support constraint satisfaction like Constraint Programming (CP) and Mixed Integer Linear Programming (MILP). However, a crucial aspect of our work is providing guarantees that a knowledge constraint is satisfied for all potential instances from a continuous domain (using the universal knowledge constraints),

not just for the instances from a given dataset. This can not be done by grounding out (as CP or MILP would do) as there would be an infinite number of instances to consider. This renders CP and MILP unsuitable for our problem. Thus, our work relies on SMT solvers. Though support for objective-based optimization exists in the SMT (Sebastiani and Trentin 2020), (Bjørner, Phan, and Fleckenstein 2015), no existing solver supports optimisation of quantified problems. Hence, to achieve a similar outcome as an optimization, we mimic the process with a set of discrete thresholds.

Concretely, for each training instance, we enforce multiple, progressively more strict, decision constraints. Importantly, in case of regression, the constraint with smaller threshold ϵ is stricter while in classification, the constraint with larger threshold τ is stricter. These decision constraints are intricately related: satisfying a decision constraint with threshold τ_i implies that every decision constraint with a less strict threshold is also satisfied. This property allows us to cast the optimisation problem to a standard MaxSMT problem as maximising the number of satisfied decision constraints maximises the thresholds for each data point in classification case, and minimises the thresholds in regression.

4 Learning Algorithm

In this section, we present our approach to learning models in the proposed framework. We first show how to specify a learning problem in an SMT formulation. Our encoding is straightforward and intuitive, but not scalable. We then introduce an incremental version of the initial algorithm, *SaDe*, which improves scalability through local updates.

Our encoding of the learning problem in the MaxSMT formulation follows the previously outlined intuition. That is, hard constraints of the MaxSMT formulation encode the domain knowledge a model needs to respect. Soft constraints, in contrast, encode decision a model should make about each data instance. To optimise the decision about every training instance, we consider multiple, progressively stricter, decision constraints. We illustrate the procedure with an example. Consider the following set of thresholds: $[0.1, 0.2, 0.3]$. Given these thresholds, we formulate the following decision constraints for each training instance $\{x, y_x\}$, depending on the learning problem (and assuming the positive label for classification):

Classification:	Regression:
$t_1 \equiv f(x, W) > 0.1$	$t_1 \equiv f(x, W) - y_x \leq 0.3 * y_{max}$
$t_2 \equiv f(x, W) > 0.2$	$t_2 \equiv f(x, W) - y_x \leq 0.2 * y_{max}$
$t_3 \equiv f(x, W) > 0.3$	$t_3 \equiv f(x, W) - y_x \leq 0.1 * y_{max}$

Each of the constraints t_i 's is enforced as a soft constraint in the MaxSMT solver. By definition, the solver tries to satisfy a maximum of these constraints. If the stricter constraint (with the stricter threshold) is possible to satisfy, it will be satisfied. If the strictest constraint for an instance is not possible to satisfy, the solver will still try to satisfy the less strict constraint and so on.

SaDe: Satisfiability Descent

In theory, a MaxSMT solver can find a global minimum. However, finding a solution may take prohibitively long;

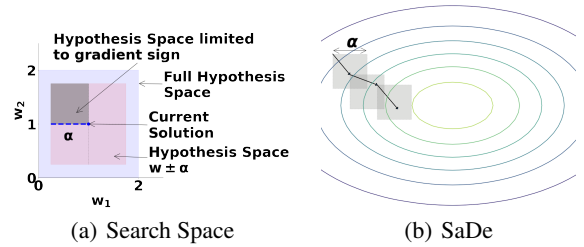


Figure 2: An Illustration of the SaDe algorithm for two parameters. **(a.)** For the current solution $\{w_1 = 1, w_2 = 1\}$, assuming the gradients $\{\frac{\delta \mathcal{L}}{\delta w_1} = 1, \frac{\delta \mathcal{L}}{\delta w_2} = -1\}$, the hypothesis space for the next solution is the grey quadrant; **(b.)** Every grey quadrant represents the search space from one iteration to the next (size: α), decided by the gradients of the loss.

in our preliminary experiments, we have observed that our naive encoding does not scale beyond a couple dozen training instances (details in Appendix A). The reason for this is the combinatorial nature of MaxSMT: increasing the number of instances, and consequently the number of soft constraints, makes the problem, in principle, exponentially more complex. To overcome this limitation, we devise a local algorithm, named *SaDe*, that iteratively calls the MaxSMT solver and combines it with gradient descent (Gori 2017).

SaDe achieves tractability by performing local updates using MaxSMT on batches of data. Learning over small batches ensures that the core SMT problem always remains small and quickly solvable. Similar to gradient descent, *SaDe* relies on a global loss (\mathcal{L}) to update the current solution based on gradients. The exact direction that reduces the loss (as in the gradient descent), however, does not guarantee that the knowledge constraint is satisfied. Hence, instead we consider the *orthant*¹ defined by the negatives of signs of the partial derivatives of \mathcal{L} w.r.t the parameters to search for the next solution. MaxSMT solver uses a batch of data to find the next solution within this *orthant* such that it satisfies the knowledge constraint. By using the *orthant*, *SaDe* only explores the parts of the solution space which is guaranteed to contain a better solution. An important point to note here is that in order for this to work, the global loss must be *differentiable* and *correlated* with the objective of a MaxSMT problem: minimizing the number of violations of soft constraints. This makes sure that reducing the number of violations of decision constraints within a batch (as done by MaxSMT) would reduce the global loss. Fortunately, the commonly used losses, such as mean-squared error and entropy loss, satisfy this requirement.

Concretely, the *SaDe* algorithm does the following: It starts with a batch of instances, and learns a solution ($W^{(0)}$) using MaxSMT. Given this solution, the partial derivative of the loss \mathcal{L} with respect to each parameter in the first solution

¹An *orthant* in n-dimension is the intersection of n mutually orthogonal half-spaces. *orthant* is an n-dimensional analogue of a quadrant in 2-dimension and an octant in 3-dimension.

is calculated: $\{\frac{\delta \mathcal{L}}{\delta w_i^{(0)}}, \forall w_i^{(0)} \in W^{(0)}\}$. Next, MaxSMT solver is called again to solve for a different batch using following additional hard constraints on the parameters:

$$w_i \in \begin{cases} (w_i^{(0)}, w_i^{(0)} + \alpha], & \text{if } \frac{\delta \mathcal{L}}{\delta w_i^{(0)}} < 0 \\ [w_i^{(0)} - \alpha, w_i^{(0)}), & \text{if } \frac{\delta \mathcal{L}}{\delta w_i^{(0)}} \geq 0 \end{cases}$$

Where $\alpha > 0$ is a scalar that upper bounds the magnitude of change of parameters, we call it *maximal step size*. This additional hard constraint on the search space is termed as *gradient constraint*. MaxSMT finds the next solution $W^{(1)}$ such that all the hard constraints are satisfied while reducing the global loss. This process is repeated for the next batch and so on, until the improvement in the global loss is negligible. Having the knowledge constraints as hard constraints at every step ensures that they are satisfied throughout learning. The process is visualized in figure 2.

Sometimes during an iteration, either the learning takes a long time (> 10 sec) or it isn't possible to find a solution on the given batch (none of the soft constraints can be satisfied in the given search space): in that case we go back to the previous direction by reversing the gradient constraints for each parameter and continue with the next batch. We call this a *restart*. *SaDe* runs for a fixed maximum number of iterations depending on batch size and epochs, with early stopping when the performance on a validation set starts to degrade. More information about the restart and early stopping can be found in the appendix B.

We don't impose any restrictions on the form of the loss function as *SaDe* uses gradient only to limit the search space and never the exact gradient value. Though one might think that the loss should also consider knowledge constraints as regularisation, such as (Xu et al. 2018), that is not the case with *SaDe*. Good regularisation method provides penalty only if constraints are not satisfied (Xu et al. 2018); *SaDe*, however, guarantees that knowledge constraints are satisfied throughout learning and thus regularisation would equal 0.

5 Experiments

Our experiments aim to answer the question: *Can SaDe learn models that satisfy knowledge constraints even on unseen data?*

To evaluate our approach, we design three real-world use-cases from different domains: music genre classification, loan prediction and expenditure prediction. We model various machine learning tasks (classification and regression) with different problem formulations (binary and multi-class classification and multi-target regression) in a linear setting. The instances selected for the experiments are different from each other in terms of the type of learning problem being solved and the type of knowledge constraint being enforced, showing the generality and flexibility of our approach. It's important to note that although we focus on more challenging universally quantified constraints, our approach is not limited to them. *SaDe* can enforce box constraints, feature interactions and other simple constraints as well.

For baseline models, we use the BFGS optimiser (Fletcher 1987). For all other experiments, we use the SMT(NRA)

solver z3 (version 4.8.10) on an Intel(R) Xeon(R) CPU E3-1225 v3 @ 3.20GHz machine with 32 GiB RAM. For the MaxSMT solver, we use the optimal Fu-Malik algorithm (Fu and Malik 2006) which we implement using z3. Our approach is not dependant on the choice of SMT or z3. Any other constraint satisfaction framework supporting soft constraints and the universal quantifiers over reals can be used to learn models in our use cases. To the best of our knowledge, we are not familiar with any other framework that does.

Evaluation Process. We perform a 5-fold cross validation along with the nested 5-fold cross validation to select the hyper-parameters. Every experiment is repeated 10 times and each model is trained for 10 epochs with a batch size of 5. Classification thresholds are selected from $\{[0, 1], [0, 1, 2], [1, 2]\}$ and error threshold from $\{[0.1], [0.1, 0.2], [0.1, 0.2, 0.3]\}$. *Maximal step size* (α) is selected from $\{0.5, 1, 2\}$. The features are scaled to $[0, 1]$. The baseline models require the regularization parameter λ , we select the value that leads to the minimum number of constraint violations in the predictions on a validation set. To demonstrate the robustness of our approach, we manually introduce noise in the data by changing the labels of a subset of example so they violate the knowledge constraint.

We now define the evaluation metrics that we use. Note that given a model instance $f(x, w)$ and a data instance x , we will use the notation $\{x, f(x, w)\} \models \mathcal{K}$, to state that the instance x satisfies the knowledge constraint \mathcal{K} for the given model instance $f(x, w)$. Now, for our first metric, to test if a model satisfies knowledge constraints, we look for counter-examples in the data domain \mathcal{D} such that the knowledge constraint is violated and define:

Definition 6 *K-satisfied*. Given a knowledge constraint \mathcal{K} and a learned model instance $f(x, w)$, we define a Boolean metric ***K-satisfied*** which is *True* if a counter example can not be constructed from the domain \mathcal{D} that violates the knowledge constraints \mathcal{K} :

$$K\text{-satisfied} = \begin{cases} False, & \text{if } \exists x \in \mathcal{D}, \{x, f(x, w)\} \models \neg \mathcal{K} \\ True, & \text{otherwise} \end{cases}$$

For example, consider the knowledge constraint:

$$\mathcal{K} : \forall x \in \mathcal{D}, x[1] > v \implies f(x, W) > 0. \quad (1)$$

For fixed parameters of a learned model $f(x, w)$, treating the feature x as variable and using the z3 solver, we try to find a solution to: $\exists x \in \mathcal{D}, (x[1] > v) \wedge (f(x, w) < 0)$. If this constraint is unsatisfiable ($K\text{-satisfied} = \text{True}$), this would certify that model instance $f(x, w)$ satisfies \mathcal{K} in \mathcal{D} .

$K\text{-satisfied} = \text{False}$, however, needs to be explored further: existence of a counter-example does not tell us whether the counter-example is similar to the previously seen instances and not something infeasible in the real world. To measure this, we define:

Definition 7 *Adversity Index (AdI)*. Given a knowledge constraint \mathcal{K} , a dataset X and a learned model instance $f(x, w)$, *Adversity Index* is defined as the fraction of data points in X where a counter example can be found in the ℓ_∞

ball for a given radius δ .

$$AdI = \frac{\sum_{d \in X} \mathbf{1}_{\{\exists x \in \ell_\infty(d, \delta) \cap \mathcal{D}, \{x, f(x, w)\} \models \neg \mathcal{K}\}}}{\|X\|}$$

AdI takes a value between 0 and 1, a value of 0 implies that the counter examples couldn't be found in the neighbourhood of any training instance. Note that K -satisfied = True automatically implies AdI = 0.

The previous two metrics measure the constraint satisfaction of the models in \mathcal{D} . To measure the predictive performance, we use the mean squared error for the regression case and define the corrected accuracy for the classification case such that the instances where the knowledge constraint is enforced are evaluated as correct predictions if the constraint is satisfied irrespective of the true label:

Definition 8 Corrected Accuracy. Given a knowledge constraint \mathcal{K} , a dataset X , original labels Y and a learned model instance $f(x, w)$, corrected accuracy is defined as:

$$Accuracy_{.c} = \frac{\sum_{x \in X} \mathbf{1}_{\{(\hat{y}_x == y_x) \vee (\{x, f(x, w)\} \models \mathcal{K})\}}}{\|X\|}$$

Where \hat{y}_x is the prediction $f(x, w)$ makes for the instance x and y_x is the true label. This is done as there are violations of the knowledge constraint in the data. For e.g., for \mathcal{K} in (1), an instance with $x[1] > v$ could have the true label $y = 0$ but we consider the prediction $\hat{y} = 1$ to be correct because it satisfies \mathcal{K} .

Use Cases

Music Genre Identification We consider a problem of predicting music genre of a song. Data comes from a music streaming company 'Anonymous' and consists of 793 songs. A song is represented by 13 features and belongs to one of 5 classes: *Rock, Pop, Classical, Electronic, Metal*. We enforce prior knowledge: *A Beatles song can only be classified to either Pop or Rock*. There are 49(± 4) violations in a training fold.

Learning task. This is a *multiclass classification problem*, which is converted to a collection of binary classification problems using one-v-all approach. Final prediction for a new instance is the class that leads to the maximum of $f^j(x, w^j) = w^j \cdot x$. Knowledge constraint is encoded as:

$$\begin{aligned} \mathcal{K} : \forall x \in \mathcal{D}, x[Artist] = The\ Beatles \implies & ((f^R(x, W^R) > 0) \vee (f^P(x, W^P) > 0)) \wedge (f^C(x, W^C) < 0) \wedge \\ & (f^E(x, W^E) < 0) \wedge (f^M(x, W^M) < 0) \end{aligned}$$

Importantly, such a quantified knowledge constraint is non-linear in nature even though we learn linear models, i.e., x here is a decision variable being multiplied with the parameters W^j making the constraint quadratic. Hence, we use the SMT(NRA) solver for non-linear real arithmetic.

Baseline. As the objective function, we use the sum of cross entropy loss over all the targets, with two regularization based approaches as baselines: Semantic-based regularization (Diligenti, Gori, and Sacca 2017) and Semantic Loss

(Xu et al. 2018), denoted as B_{SBR} and B_{SL} respectively (details can be found in Appendix C). Additionally, we consider another baseline B_P where the predictions of a baseline with $\lambda = 0$ are post-processed: a song with the artist 'The Beatles' is assigned whichever class in $\{Rock, Pop\}$ has higher confidence value, irrespective of other classes.

Loan Approval Prediction Next we consider a loan approval task²: predict whether the loan should be approved or not (614 instances, 6 categorical and 5 numerical features). The knowledge constraint we impose is: *A person with no credit history (ch) and Applicant Income (inc) less than 5000\$ should be denied a loan*. There are 22(± 2) violations of the constraint in a training fold.

Learning task. This is a *binary classification problem*. The knowledge constraint is encoded as:

$$\mathcal{K} : \forall x \in \mathcal{D}, x[ch] = 0 \wedge x[inc] < 5000 \implies f(x, W) < 0$$

Baseline. For this use case, we use *cross-entropy* as the objective function, again with two regularization based baselines B_{SBR} and B_{SL} (Appendix C) and post-processed baseline B_P where the predictions of a baseline with $\lambda = 0$ are post processed: an instance with no credit history and income less than 5000 is predicted as 0 irrespective of actual prediction.

Expenses Prediction Finally, we consider a problem of predicting multiple types of expenses for a household given certain features. We use the 'Filipino Family Income and Expenditure' dataset from Kaggle³. The data is pre-processed to have 5 target expenses and 13 predictors. We take a sample of 1000 instances from the full dataset which contains data for more than 40000 households. One of the predictors is the *Total Household Income*. We enforce two knowledge constraints: 1. *Sum of all predicted expenses must be smaller than the household income*; 2. *The predicted going out expense must not be more than 5% of the household income*. On an average there are 689 ± 4 violations in a training fold.

Learning task. This is a *multi-target regression problem* which is converted into a collection of single target models, where a regression model is learnt for each target y^j . The knowledge constraints are encoded as:

$$\begin{aligned} \mathcal{K} : (\forall x \in \mathcal{D}, \sum_{j=1}^5 f^j(x, W^j) \leq x[income]) \wedge \\ (\forall x \in \mathcal{D}, f^{going_out}(x, W^{going_out}) \leq 0.05 * x[income]) \end{aligned}$$

Baseline. For this use case, we use the sum of mean squared error over all the target models as the objective function. We consider a regularization based baseline B_R where a penalty is added whenever any of the knowledge constraints is violated (Appendix C). We don't consider a post-processed baseline here as there is no principled way to enforce these constraints at prediction time.

²<https://www.kaggle.com/altruistdelhite04/loan-prediction-problem-dataset>

³<https://www.kaggle.com/grosvenpaul/family-income-and-expenditure>

Use-Case	Metric	SaDe	B _{SBR}	B _{SL}	B _P
Music Genre	<i>K-satisfied</i>	True	False	False	True
	AdI($\delta = 0.01$)	0 ± 0	0.006 ± 0.005	0.006 ± 0.005	0 ± 0
	AdI($\delta = 0.1$)	0 ± 0	0.086 ± 0.028	0.016 ± 0.015	0 ± 0
	Accuracy_c(%)	85.82 ± 2.66	85.22 ± 2.65	85.27 ± 2.72	85.28 ± 2.64
	Runtime (sec)	5478 ± 1943	576 ± 35	567 ± 41	571 ± 40
Loan Approval	<i>K-satisfied</i>	True	True	True	True
	AdI($\forall\delta$)	0 ± 0	0 ± 0	0 ± 0	0 ± 0
	Accuracy_c(%)	80.35 ± 3.72	79.33 ± 3.91	79.39 ± 3.88	79.58 ± 3.77
	Runtime (sec)	244 ± 179	143 ± 7	154 ± 11	131 ± 6

Table 1: Performance of *SaDe* vs. B_P (Music Genre & Loan Approval)

Metric	SaDe	B _R
<i>K-satisfied</i>	True	False
AdI($\delta = 0.01$)	0 ± 0	0.055 ± 0.010
AdI($\delta = 0.1$)	0 ± 0	0.763 ± 0.037
Total MSE	99.87 ± 64.23	174.49 ± 62.36
Runtime (sec)	7374 ± 1603	198 ± 117

Table 2: Performance of *SaDe* vs. B_P (Expense Prediction)

δ	SaDe	B _P
0.01	0 ± 0	0.67 ± 0.12
0.1	0 ± 0	0.69 ± 0.12

Table 3: Robustness Index (RI) of *SaDe* vs. B_P (Loan Approval)

Results

Results in tables 1 and 2 show that *SaDe* is able to learn models in all the three use cases that guarantee the additional knowledge (*K-satisfied* = True). For the music genre and expense prediction use cases, regularization based baselines are not able to guarantee constraint satisfaction as we are able to find counter examples close to the training instances (*AdI* \neq 0). Additionally, SaDe is able to enforce multiple constraints together in the expense prediction use case. The predictive performance of SaDe for the music and loan use cases are similar to the baselines, and significantly better than the baseline for the expense use case. Although *SaDe* models generally require more training time than the baselines, the models do not compromise with the performance and guarantee the knowledge constraints in all the use cases. High training time is also because of the complexity of solving universally quantified constraints at every iteration of SaDe. We did not focus our efforts on optimizing SaDe for run time, different approaches for early stopping and *restart* might make the algorithm faster (discussed further in appendix B). Our main objective with SaDe was to learn models that *guarantee constraint satisfaction*, which we achieve.

Analyzing Baseline B_P

Even though a post-processed baseline B_P (in case of music and loan use cases) performs equally well compared to the *SaDe* model(1), this is not a principled way of enforcing constraints and only works for simpler constraints and not for more complex cases, like the expense use case. In addition to this, such a model leads to a solution which is less robust to noise: adding small noise to an instance can lead to a different prediction. In the loan use case, given a model we can test this by constructing two instance instances x_1 and x_2 , such that:

$$x_1[ch] = x_2[ch] = 0; x_2[inc] - x_1[inc] < \epsilon; x_1[inc] < 5000; x_2[inc] > 5000; x_1[i] = x_2[i] \forall i \notin \{ch, inc\}$$

and the prediction for x_1 is negative class and for x_2 is positive class, where ϵ is a small noise. Similar to *AdI*, we define a new metric Robustness Index *RI*, which represents the fraction of training examples that have such pairs in the ℓ_∞ ball for a given radius δ (Appendix C). With $\epsilon = 1e^{-3}$, large value of *RI* in table 3 for the B_P model compared to *SaDe* implies that such a model is much less robust to noise.

6 Conclusion

We proposed a new learning framework based on maximum satisfiability and a novel learning algorithm *SaDe* that can learn parametric models and satisfy user-provided prior knowledge. Our experiments show three major advantages of our approach: learnt models obey the prior knowledge; the framework is general enough to learn a wide range of problems in both classification and regression; and the learning is not dependent on a formulation of the knowledge as a regularization term and symbolic representation is enough.

Although our framework is effective in guaranteeing domain knowledge, it's very much dependant on the capability of the solver technology. Consequently, learning models with high degree of non-linearity (e.g. Neural Nets) with quantified knowledge constraints hasn't been feasible. Also, we can only model parametric models and discrete models like decision trees can't be learned as SaDe depends on a differentiable loss. We, nonetheless, believe that our contribution with this paper is an important step in enforcing domain based constraints. In our future research, we aim to expand our framework to a wider range of machine learning models.

References

- Ansótegui, C.; Bonet, M. L.; and Levy, J. 2013. SAT-based MaxSAT algorithms. *Artificial Intelligence*, 196.
- Barocas, S.; Hardt, M.; and Narayanan, A. 2017. Fairness in machine learning. *Nips tutorial*, 1: 2017.
- Berg, O. J.; Hyttinen, A. J.; Järvisalo, M. J.; et al. 2019. Applications of MaxSAT in data analysis. *Pragmatics of SAT*.
- Bjørner, N.; Phan, A.-D.; and Fleckenstein, L. 2015. *vz*—an optimizing SMT solver. In *International Conference on Tools and Algorithms for the Construction and Analysis of Systems*, 194–199. Springer.
- Bruynooghe, M.; Blockeel, H.; Bogaerts, B.; De Cat, B.; De Pooter, S.; Jansen, J.; Labarre, A.; Ramon, J.; Denecker, M.; and Verwer, S. 2015. Predicate logic as a modeling language: modeling and solving some machine learning and data mining problems with IDP3. *Theory and Practice of Logic Programming*, 15.
- Chang, C.-C.; and Lin, C.-J. 2011. LIBSVM: a library for support vector machines. *ACM transactions on intelligent systems and technology (TIST)*, 2(3): 1–27.
- Chen, H.; Zhang, H.; Si, S.; Li, Y.; Boning, D.; and Hsieh, C.-J. 2019. Robustness verification of tree-based models. In *NeurIPS*.
- Cussens, J. 2012. Bayesian network learning by compiling to weighted MAX-SAT. *arXiv preprint arXiv:1206.3244*.
- Diligenti, M.; Gori, M.; and Sacca, C. 2017. Semantic-based regularization for learning and inference. *Artificial Intelligence*, 244.
- Dwork, C.; Hardt, M.; Pitassi, T.; Reingold, O.; and Zemel, R. 2012. Fairness through awareness. In *ITCS*.
- Einzig, G.; Goldstein, M.; Sa’ar, Y.; and Segall, I. 2019. Verifying robustness of gradient boosted models. In *AAAI*.
- Fischer, M.; Balunovic, M.; Drachler-Cohen, D.; Gehr, T.; Zhang, C.; and Vechev, M. 2019. DI2: Training and querying neural networks with logic. In *ICML*.
- Fletcher, R. 1987. *Practical Methods of Optimization*. New York, NY, USA: John Wiley & Sons, second edition.
- Fu, Z.; and Malik, S. 2006. On solving the partial MAX-SAT problem. In *SAT*. Springer.
- Ganchev, K.; Graça, J.; Gillenwater, J.; and Taskar, B. 2010. Posterior regularization for structured latent variable models. *The Journal of Machine Learning Research*.
- Gori, M. 2017. *Machine Learning: A Constraint-Based Approach*. Morgan Kaufmann.
- Grant, M.; and Boyd, S. 2014. CVX: Matlab software for disciplined convex programming, version 2.1.
- Hu, H.; Siala, M.; Hébrard, E.; and Huguët, M.-J. 2020. Learning Optimal Decision Trees with MaxSAT and its Integration in AdaBoost. In *IJCAI*.
- Hu, Z.; Ma, X.; Liu, Z.; Hovy, E.; and Xing, E. 2016. Harnessing deep neural networks with logic rules. *arXiv preprint*.
- Huang, X.; Kwiatkowska, M.; Wang, S.; and Wu, M. 2017. Safety verification of deep neural networks. In *CAV*. Springer.
- Katz, G.; Barrett, C.; Dill, D. L.; Julian, K.; and Kochenderfer, M. J. 2017. Reluplex: An efficient SMT solver for verifying deep neural networks. In *CAV*. Springer.
- Katz, G.; Huang, D. A.; Ibeling, D.; Julian, K.; Lazarus, C.; Lim, R.; Shah, P.; Thakoor, S.; Wu, H.; Zeljić, A.; et al. 2019. The marabou framework for verification and analysis of deep neural networks. In *CAV*. Springer.
- Malioutov, D.; and Meel, K. S. 2018. Mlic: A maxsat-based framework for learning interpretable classification rules. In *CP*.
- Manhaeve, R.; Dumancic, S.; Kimmig, A.; Demeester, T.; and De Raedt, L. 2018. Deepproblog: Neural probabilistic logic programming. In *NeurIPS*.
- Muralidhar, N.; Islam, M. R.; Marwah, M.; Karpatne, A.; and Ramakrishnan, N. 2018. Incorporating prior domain knowledge into deep neural networks. In *IEEE International Conference on Big Data*.
- Punyakanok, V.; Roth, D.; Yih, W.-t.; and Zimak, D. 2004. Semantic Role Labeling Via Integer Linear Programming Inference. In *COLING*.
- Rossi, F.; Beek, P. v.; and Walsh, T. 2006. *Handbook of Constraint Programming*. Elsevier Science Inc.
- Sebastiani, R.; and Trentin, P. 2020. OptiMathSAT: A tool for optimization modulo theories. *Journal of Automated Reasoning*.
- Singh, G.; Gehr, T.; Püschel, M.; and Vechev, M. 2018. Boosting robustness certification of neural networks. In *ICLR*.
- Sivaraman, A.; Farnadi, G.; Millstein, T.; and Broeck, G. V. d. 2020. Counterexample-Guided Learning of Monotonic Neural Networks. *arXiv preprint arXiv:2006.08852*.
- Stewart, R.; and Ermon, S. 2017. Label-free supervision of neural networks with physics and domain knowledge. In *AAAI*.
- Teso, S.; Sebastiani, R.; and Passerini, A. 2017. Structured learning modulo theories. *Artificial Intelligence*.
- Verhaeghe, H.; Nijssen, S.; Pesant, G.; Quimper, C.-G.; and Schaus, P. 2019. Learning Optimal Decision Trees Using Constraint Programming. In *BNAIC/BENELEARN*.
- Verwer, S.; and Zhang, Y. 2019. Learning optimal classification trees using a binary linear program formulation. In *Proceedings of the AAAI Conference on Artificial Intelligence*, volume 33, 1625–1632.
- Xu, J.; Zhang, Z.; Friedman, T.; Liang, Y.; and Van Den Broeck, G. 2018. A semantic loss function for deep learning with symbolic knowledge. In *ICML*.

A Scalability of MaxSMT

In the initial experiments, we realize that MaxSMT is not scalable beyond a small number of training instances. To study this, we try to learn the model in the Music Genre Classification use case with a set of margin thresholds of $[0, 1]$ (please refer to the experiments section for more details on this use case) solely with MaxSMT, with a variable training set size. The timeout was set to 6000 seconds and we run the experiment 5 times. Results in Table 4 show that MaxSMT always times out for more than 50 instances, and finds a solution only once when the number of instances is smaller than that. In contrast, SaDe trains models for the same use case with around 650 instances in around 5000 seconds. This exhibit the tractability of SaDe compared to MaxSMT.

# Instances	Runtime (sec)	# Timeouts
30	4.257	4
50	192.86	4
70	-	5
100	-	5

Table 4: Run-times of MaxL with varying sizes of training set, for the Music Genre Prediction Case

B SaDe

An outline of the *SaDe* algorithm is presented in 1.

Restart. Following the explanation of the *restart* process explained in the main text, reversing the gradients leads to the following transformation of the gradient constraint:

$$w^{(N-1)} - \alpha \leq w^{(N)} < w^{(N-1)} \iff w^{(N-1)} < w^{(N)} \leq w^{(N-1)} + \alpha$$

Early Stopping. *SaDe* runs for a maximum number of iterations based on the number of epochs and the batch size provided by the user. In the current experimentation, we employ an early stopping criterion. At every 100th iteration starting from the 400th iteration, the improvement in the averaged validation set loss is calculated in the previous two batches of 200 iterations. If the improvement is less than 2%, the procedure stops. This criterion is not crucial to the algorithm and can be replaced with another one.

Runtime. The training time of the models is directly correlated with the complexity of solving universally quantified constraints at every iteration. It’s also high because of our very conservative approach to early stopping. As it can be seen in in Figure 3 that the loss converges much earlier than we stop the run. A different early stopping criteria can make significant improvement in the run times.

Additionally the *restarts* are only initiated after a 10 sec waiting time for each iteration, but we have noticed that in most of the cases if the solver is able to solve a batch, it does so in a couple seconds. So, the waiting time before restart can be reduced as well. We did not add these additional experiments as hyper parameters because they don’t add to the

fact the the knowledge constraints are indeed satisfied, and they add to the overall run-time of our experiments many-fold.

Another potential change that might improve the run-time is that we could only enforce the knowledge constraint after every n^{th} (e.g., $n = 5$) iteration of SaDe, and not after every iteration as it is done now. This might lead to solutions that are not good or it might lead to solutions that are completely acceptable, we did not try this.

Algorithm 1: SaDe(TRAIN_DATA, VAL_DATA, epochs, batch_size, α)

Result: Parameters of the model $f(\cdot)$
 $W = \{\}$;
 $G = \{\}$: Set of Gradients;
batches = Batches of TRAIN_DATA;
for e in epochs **do**
 for b in batches **do**
 $\phi_s = \text{DECISION_CONSTRAINTS}(b)$;
 $\phi_h = \text{KNOWL-EDGE_CONSTRAINTS}(\text{TRAIN_DATA})$;

 if G is not empty **then**
 $\phi_h = \phi_h \cup \text{GRADIENT_CONSTRAINTS}(\alpha)$;
 end
 $\text{MaxSMT_output} = \text{MaxSMT}(\phi_s, \phi_h)$;
 if $\text{MaxSMT_output.label} \neq \text{SAT}$ **then**
 if G is not empty **then**
 $G = \{-g \mid g \in G\}$;
 end
 else
 $\hat{w} = \text{MaxSMT_output.params}$;
 $G = \text{CALCULATE_GRADIENTS}(\text{TRAIN_DATA}, \hat{w})$;
 $W = W \cup \hat{w}$;
 end
 end
end
 $w = \arg \min_{\hat{w} \in W} (\text{Loss}(\text{VAL_DATA}, \hat{w}))$;
return w

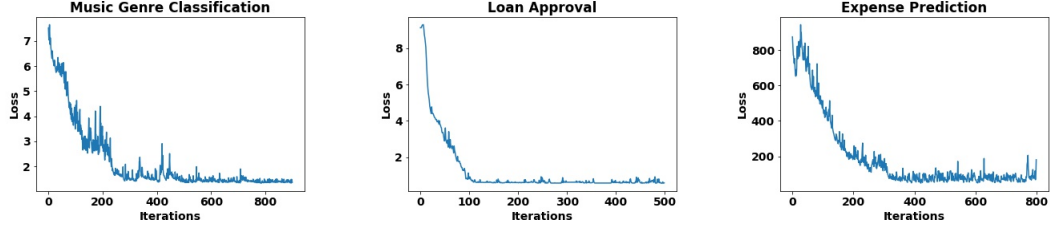
C Use Cases

Music Genre Identification

Assuming L represents the cross-entropy loss, B_{SBR} and B_{SL} minimize L_{SBR} and L_{SL} respectively:

$$L_{SBR} = L + \lambda \left(1 - \frac{1}{|I|} \sum_{i \in I} \max(P(y_i^{Rock} = 1), P(y_i^{Pop} = 1)) \right)$$

³**MaxSMT_output** contains two elements: 1. label: it tells if the MaxSMT instance was SAT or not; 2. The learned parameters if the label was SAT.



(a) Music Genre Classification (Experiment = 5, Fold = 4) (b) Loan Approval (Experiment = 4, Fold = 3) (c) Expense Prediction (Experiment = 8, Fold = 1)

Figure 3: Reduction in L on the test data with iterations of SaDe. The fluctuations are because of one of the following two reasons: 1. High *maximal step size* leading to bigger steps between solutions; 2. *Restart* whenever a solution gets stuck

$$L_{SL} = L + \lambda \left(-\frac{1}{|I|} \sum_{i \in I} \log((P(y_i^{Rock} = 1) + P(y_i^{Pop} = 1)) \cdot (1 - P(y_i^{Classical} = 1))) \cdot (1 - P(y_i^{Electronic} = 1)) \cdot (1 - P(y_i^{Metal} = 1))) \right)$$

Where probability is modelled using the logistic function, $P(y_i^j = 1) = 1/(1 + \exp^{-f^j(x_i)})$. For *AdI*, given a model and a training instance x_t , we construct a new instance x (\hat{y}_x is the prediction of x) in the ℓ_∞ ball around x_t such that:

$$(x \in \mathcal{D}) \wedge (x[artist] = \text{The Beatles}) \wedge (\forall i \neq artist, x_t[i] - \delta < x[i] < x_t[i] + \delta) \wedge \hat{y}_x \notin \{Rock', Pop'\}$$

Loan Approval Prediction

Assuming L represents the cross entropy loss, B_{SBR} and B_{SL} minimize L_{SBR} and L_{SL} respectively:

$$L_{SBR} = L + \lambda \left(1 - \frac{1}{|I|} \sum_{i \in I} P(y_i = 0) \right)$$

$$L_{SL} = L + \lambda \left(-\frac{1}{|I|} \sum_{i \in I} \log(P(y_i = 0)) \right)$$

Where probability is modelled using the logistic function, $P(y_i = 1) = 1/(1 + \exp^{-f(x_i)})$. *K-satisfied* = False implies there are no counter examples in \mathcal{D} , hence we don't calculate the *AdI*. For calculating the *RI*, given a training instance x_t , we construct two instance x_1 and x_2 in the ℓ_∞ ball around x_t such that:

$$(x_1 \in \mathcal{D}) \wedge (x_2 \in \mathcal{D}) \wedge (x_1[ch] = x_2[ch] = 0) \wedge (x_2[income] - x_1[income] < \epsilon) \wedge (x_1[income] < 5000) \wedge (x_2[income] > 5000) \wedge (\forall i \notin \{ch, income\}, x_1[i] = x_2[i]) \wedge (\forall i \notin \{ch, income\}, x_t[i] - \delta < x_1[i] < x_t[i] + \delta)$$

Expenses Prediction

Assuming L represents the cross entropy loss, B_R minimizes regularized loss L_R :

$$L_R = L + \lambda * \frac{1}{n} * \sum_{i=1}^n (\max(0, \sum_{j=1}^5 f^j(x_i) - x_i[income]) + \max(0, f^{going-out}(x_i) - 0.05 * x_i[income]))$$

For *AdI*, given a model and a training instance x_t , we construct a new instance x (\hat{y}_x^j is the prediction of x for target j) in the ℓ_∞ ball around x_t such that:

$$(x \in \mathcal{D}) \wedge (\forall i, x_t[i] - \delta < x[i] < x_t[i] + \delta) \wedge ((\sum_{j=1}^5 \hat{y}_x^j > x[income]) \vee (\hat{y}_x^{going-out} > 0.05 * x[income]))$$