

Adv-4-Adv: Thwarting Changing Adversarial Perturbations via Adversarial Domain Adaptation

Abstract

Whereas **adversarial training** can be useful against specific adversarial perturbations, they have also proven ineffective in generalizing towards attacks deviating from those used for training. However, we observe that this ineffectiveness is intrinsically connected to **domain adaptability**, another crucial issue in deep learning for which **adversarial domain adaptation** appears to be a promising solution. Consequently, we propose **Adv-4-Adv** as a novel adversarial training method that aims to retain robustness against unseen adversarial perturbations. Essentially, Adv-4-Adv treats attacks incurring different perturbations as distinct domains, and by leveraging the power of adversarial domain adaptation, it aims to remove the domain/attack-specific features. This forces a trained model to learn a robust domain-invariant representation, which in turn enhances its generalization ability. Extensive evaluations on Fashion-MNIST, SVHN, CIFAR-10, and CIFAR-100 demonstrate that a model trained by Adv-4-Adv based on examples crafted by simple attacks (e.g., FGSM) can be generalized to more advanced attacks (e.g., PGD), and the performance exceeds state of the art on these datasets.

Introduction

As a key application of machine learning, image classification has witnessed a quantum leap in its performance since the boom of deep learning (Krizhevsky, Sutskever, and Hinton 2017; Simonyan and Zisserman 2014; He et al. 2016; Huang et al. 2017). Nonetheless, researchers have recently discovered that this performance leap is built upon a shaky basis, as subtly but purposefully perturbed images (a.k.a. *adversarial examples*) are shown to be able to cheat deep learning models so as to produce wrong class predictions (Szegedy et al. 2014; Goodfellow, Shlens, and Szegedy 2015; Papernot et al. 2016). What appears to be more disturbing is that these adversarial examples are inherently transferable across different models (Tramèr et al. 2017; Zhou et al. 2018; Naseer et al. 2019; Papernot, McDaniel, and Goodfellow 2016); this makes such attacks more effective while inevitably rendering the design of a universal defense mechanism extremely challenging.

Ever since the seminal discoveries on adversarial attacks (Szegedy et al. 2014; Goodfellow, Shlens, and Szegedy 2015; Papernot et al. 2016), various proposals have been made to thwart such attacks from different perspectives, including typically adversarial training (AT) (Goodfellow, Shlens, and Szegedy 2015; Kurakin, Goodfellow, and

Bengio 2017; Wong and Kolter 2018), obfuscated gradient (Buckman et al. 2018; Ma et al. 2018; Dhillon et al. 2018), and various denoising techniques (Song et al. 2018; Xie et al. 2019). Among these defense mechanisms, latest AT proposals (Kurakin, Goodfellow, and Bengio 2017; Madry et al. 2018) have proven very effective in thwarting specific attacks used to craft the training examples. However, the ability of generalizing a given AT across different attacks can be rather questionable (Tramèr et al. 2018), thus substantially limiting the applicability of this method.

Different from conventional machine learning that demands handcrafted features (Hastie, Tibshirani, and Friedman 2009), a deep learning model extracts features from an input image automatically, which must be the key to adversarial vulnerability (Ilyas et al. 2019). As insightfully pointed out by Ilyas et al. (Ilyas et al. 2019), existing models largely rely on highly predictive (useful) but imperceptible (non-robust) features to achieve a high classification accuracy. As a result, purposefully perturbing these non-robust features can be visually imperceptible yet adversarially effective, and such adversarial perturbations are naturally transferable across models. In the meantime, proposals based on this observation have been made to remove non-robust features, by either regularizing the loss (Zheng et al. 2016; Kurakin, Goodfellow, and Bengio 2017; Song et al. 2019) or resorting to robust optimization (Wong and Kolter 2018; Madry et al. 2018). All these proposals claim a certain level of transferability across typical attacks, thanks to the common nature of such attacks.

However, as shown by both (Tsipras et al. 2019) and (Zhang et al. 2019), a direct consequence of removing non-robust features is a degraded classification accuracy on clean images, simply due to the heavy reliance of a model on the useful but non-robust features (Ilyas et al. 2019). Whereas this inherent tradeoff appears to be inevitable, the “brute-force” feature removing techniques (regularization (Kurakin, Goodfellow, and Bengio 2017; Song et al. 2019) or robust optimization (Wong and Kolter 2018; Madry et al. 2018)) may have exacerbated this situation, as the selection processed is defined by handcrafted functions quite against the spirit of deep learning. If one could find a more natural way of diminishing the impact of the non-robust features, it might improve the strength of defense while largely maintaining the classification accuracy on clean images.

To this end, we revisit the idea of *domain adaptation* (DA) (Ben-David et al. 2010) by considering the adversarial examples generated by a given attack as a special domain. Instead of using the exiting (loss-regularized) approach,

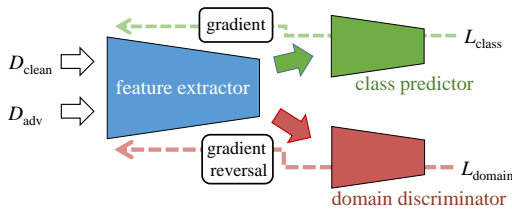


Figure 1: The basic idea of Adv-4-Adv.

we innovatively revise the *adversarial domain adaptation* (ADA) framework (Ganin and Lempitsky 2015), in order to suppress the impact of non-robust features in a “soft” manner. Essentially, we train a model that predicts (image) class labels using examples from two domains, namely clean (i.e., clean examples) and adversarial (i.e., adversarial examples), assisted by an additional discriminator that differentiates these two domains. While the predictor is trained to maintain the classification performance on both domains, our Adv-4-Adv method aims to “cheat” the discriminator by reversing the gradient during the backpropagation process, as illustrated in Figure 1. This procedure suppresses only the non-robust features exploited (hence manipulated) by the adversarial domain, potentially striking a good balance between generalizable defense ability and clean image classification performance.

We perform extensive evaluations of our Adv-4-Adv method on several standard benchmark datasets. We choose FGSM domain that contains adversarial examples crafted by (Goodfellow, Shlens, and Szegedy 2015) for our training, and we exam the cross-domain performance of Adv-4-Adv on other adversarial domains induced by, for example, PGD (Madry et al. 2018). The experiment results have demonstrated perceivable improvements on both the generalization ability and the classification accuracy on clean data, under most circumstances. In the meantime, we also realize that fighting the ever-changing adversarial landscape is a very challenging objective, so our Adv-4-Adv is never meant to significantly outperform other, but rather to act as an alternative and offer a new perspective.

Background and Related Work

In this section, we discuss the basic notations and methodologies closely related to our design of Adv-4-Adv. In particular, we introduce typical adversarial attacks, their defense schemes, as well as a brief background on adversarial domain adaptation that has motivated our design.

Adversarial Attack

Arguably the first adversarial attack, Fast Gradient Sign Method, FGSM (Goodfellow, Shlens, and Szegedy 2015), is simple to implement and still rather popular. FGSM generates adversarial examples by applying perturbations along an amplified (in ℓ_∞ sense) gradient direction as follows:

$$\mathbf{x}^{\text{adv}} = \mathbf{x} + \epsilon \cdot \text{sign}(\nabla_{\mathbf{x}} \mathcal{L}(\mathbf{x}, \mathbf{y}^{\text{true}})), \quad (1)$$

where \mathbf{x} and \mathbf{y} are the clean examples and their respective labels, and \mathcal{L} is the loss function for training. In order to improve the strength of the attack, Kurakin et al. (Kurakin,

Goodfellow, and Bengio 2017) later propose Projected Gradient Descent (PGD) as an enhanced version of FGSM with an iterative perturbation that is always clipped within $[-\epsilon, \epsilon]$ of the original pixels:

$$\mathbf{x}_{n+1}^{\text{adv}} = \text{clip}(\mathbf{x}_n^{\text{adv}} + \alpha \cdot \text{sign}(\nabla_{\mathbf{x}} \mathcal{L}(\mathbf{x}_n^{\text{adv}}, \mathbf{y}^{\text{true}}))). \quad (2)$$

Another strength enhancement to FGSM is R+FGSM (Tramèr et al. 2018); it augments FGSM by prepending a randomized start:

$$\mathbf{x} = \mathbf{x} + \alpha \cdot \text{sign}(\mathcal{N}(\mathbf{0}, \mathbf{I})), \quad (3)$$

where the step size α is canceled out from ϵ by setting $\epsilon = \epsilon - \alpha$ in Eqn. (1). Given these three very basic attacks, several variances have been proposed later, including for example Momentum Iterative FGSM, or MIM (Dong et al. 2018), that replaces the gradient with its accumulated version.

Adversarial Defense

Although adversarial training (AT) (Goodfellow, Shlens, and Szegedy 2015; Kurakin, Goodfellow, and Bengio 2017; Wong and Kolter 2018) is not the only defense scheme, other schemes have been proven less effective. For example, obfuscated gradient (Buckman et al. 2018; Ma et al. 2018; Dhillon et al. 2018) may give a false sense of security that can be readily circumvented (Athalye, Carlini, and Wagner 2018), whereas denoising techniques (Meng and Chen 2017; Song et al. 2018; Xie et al. 2019) may not offer a stable performance across attacks. However, AT requires laboriously crafting a large number of adversarial examples, so we focus only on enhancing AT’s generalization ability in low (adversarial) data regimes. In addition, as AT involves adversarial examples in training, it inevitably affects the classification accuracy on clean examples (Tsipras et al. 2019). Whereas the tradeoff between (generalizable) robustness and (clean) accuracy can be clearly interpreted if robust optimization (Wong and Kolter 2018; Madry et al. 2018) is adopted as the defense scheme, such approaches may not guarantee the randomly sampled adversarial examples to be sufficiently representative (Song et al. 2019). Other training schemes either augment the datasets with cross-model examples (Tramèr et al. 2018) or regularize the loss (Zheng et al. 2016; Kurakin, Goodfellow, and Bengio 2017; Song et al. 2019). While involving cross-model examples in training may not offer a real generalization ability, regularizing loss to affect features (or model embeddings) can be too artificial and hence damage a desired tradeoff.

From AT to Domain Adaptation

Domain adaptation (DA) (Ben-David et al. 2010; Long et al. 2015; Sun, Feng, and Saenko 2016) is the ability to apply the classifier trained in a *source domain* to different but related *target domains*. Drawing inspiration from DA, one may clearly identify the analogy between DA and the generalization of AT: an *adversarial domain* contains adversarial examples crafted by a certain attack. It might be feasible to adapt a model trained on a stronger domain (e.g., crafted by PGD) to a weaker domain (e.g., crafted by FGSM), but the key question here is: *can we adapt a model trained on*

a weaker domain to stronger ones? Although this can be achieved by regularization that enforces a domain-invariant embedding (Song et al. 2019), this method often relies on moments (e.g., mean or covariance) to measure the differences in (embedding) distributions, which can be insufficient given the diversity in distributions. On the contrary, the *adversarial domain adaptation* (ADA) (Ganin and Lempitsky 2015; Tzeng et al. 2017; Shen et al. 2018) offers a more natural way of enhancing the cross-domain generalization ability, because the process of assimilating the embedding distributions between two domains are implicitly driven by a trainable discriminator.

Adv-4-Adv: ADA as AT

After defining the problem, we present the basic version of Adv-4-Adv, followed by the design rationale and an enhanced version for improved effectiveness.

Notations and Problem Definition

We consider a typical network model $y = g_\theta(x^{\text{clean}})$ for image classification, with θ denoting the model parameters, $x^{\text{clean}} = \{x_i^{\text{clean}}\}$ as the clean examples sampled from a clean domain $\mathcal{D}^{\text{clean}}$, and $y = \{y_i\}$ as the corresponding true labels. To generate a certain adversarial domain \mathcal{D}^{adv} , we craft its adversarial examples $x^{\text{adv}} = \{x_i^{\text{adv}}\}$ via a known attack but we maintain the corresponding true labels. It is known that, although adversarial examples are visually indistinguishable from their corresponding clean examples, they may differ a lot in the internal representations of g_θ . Therefore, we consider two such representation spaces, namely i) *feature* Φ expanded by the output of feature extractor (see Figure 1) and ii) *logit* Λ appearing right before the final softmax function.

We intend to perform adversarial training in a DA manner, i.e., the training involves examples from both $\mathcal{D}^{\text{clean}}$ and a particular \mathcal{D}^{adv} (preferably a weaker one generated by a simple attack such as FGSM), and the testing is done on any other domain generated by a different (stronger) attack. This DA is very different from the conventional ones that have plentiful labeled data in a source domain and aim to transfer the learned knowledge from the source domain to a target domain have none or few labeled data. In our case, we have two source domains, namely $\mathcal{D}^{\text{clean}}$ and $\mathcal{D}^{\text{FGSM}}$, both fully labeled, and the target domain, say \mathcal{D}^{PGD} , used for testing is not only unlabeled but also offering no data to training. The reason is that the effort needs to be saved for AT is not labeling but example crafting; the labels are already offered by $\mathcal{D}^{\text{clean}}$ for free. Formally, we require Adv-4-Adv to train g_θ on both $\mathcal{D}^{\text{clean}}$ and $\mathcal{D}^{\text{FGSM}}$, so as to achieve a generalizable performance on other unseen \mathcal{D}^{adv} , while maintaining the performance on $\mathcal{D}^{\text{clean}}$.

Basic Adv-4-Adv Architecture

Given two datasets x^{clean} and x^{FGSM} sampled on $\mathcal{D}^{\text{clean}}$ and $\mathcal{D}^{\text{FGSM}}$ respectively, we adapt the ADA framework proposed by Ganin and Lempitsky (Ganin and Lempitsky 2015) to train the model g_θ . According to Figure 1, g_θ is separated into three components: feature extractor g^f , class pre-

dictor g^p , and domain discriminator g^d , with their respective parameters θ^f , θ^p , and θ^d . In training g_θ , we aim to minimize the following overall loss on $x = x^{\text{clean}} \cup x^{\text{FGSM}}$:

$$\begin{aligned} \mathcal{L}(\theta^f, \theta^p, \theta^d) = & \mathbb{E}_{x^{\text{clean}}, y} [L^p(g^p(g^f(x^{\text{clean}})), y)] \\ & + \mathbb{E}_{x^{\text{FGSM}}, y} [L^p(g^p(g^f(x^{\text{FGSM}})), y)] \\ & - \beta \mathbb{E}_{x, d} [L^d(g^d(g^f(x)), d)], \end{aligned} \quad (4)$$

where $d = \{d_i\}$ contains the domain labels telling whether x_i belongs to x^{clean} or x^{FGSM} , β is a regularization parameter for striking a good balance between the predictor loss L^p and the domain loss L^d , and the minus sign is obtained by reversing the gradient during the backpropagation. The training process aims to reach a *saddle point* of $\mathcal{L}(\theta^f, \theta^p, \theta^d)$ by properly tuning the parameters:

$$\begin{aligned} (\hat{\theta}^f, \hat{\theta}^p) &= \arg \min_{\theta^f, \theta^p} \mathcal{L}(\theta^f, \theta^p, \theta^d) \\ \hat{\theta}^d &= \arg \max_{\theta^d} \mathcal{L}(\theta^f, \theta^p, \theta^d) \end{aligned} \quad (5)$$

While the functions of $\hat{\theta}^p$ and $\hat{\theta}^d$ are pretty clear: they minimize their respective classification losses, that of $\hat{\theta}^f$ is rather tricky. On one hand, $\hat{\theta}^f$ aims to (naturally) minimize the class prediction loss for both domains. On the other hand, it maximizes the domain discrimination loss, which can be interpreted with the *non-robust feature* concept introduced by Ilyas et al. (Ilyas et al. 2019). According to the analysis in (Ilyas et al. 2019), the reason for x^{FGSM} to become adversarial examples is that FGSM subtly tunes the non-robust but predictive features so as to cheat a normal predictor, so it is these features that discriminate the two domains $\mathcal{D}^{\text{clean}}$ and $\mathcal{D}^{\text{FGSM}}$. Consequently, the chance that $\hat{\theta}^f$ can maximize the domain discrimination loss is that such non-robust features are largely suppressed in the output of g^f , resulting in robust features generalizable to other domains.

Multi-Representation & -Class Enhancement

As the output of g^f may fall into a very high-dimensional space, tuning it with only one loss function can lead to a very slow convergence. Therefore, Adv-4-Adv requires two major enhancements to improve its effectiveness.

Multi-Representation Assisted DA Although the feature space Φ can have a very high dimension, the logit space Λ can be of a much lower dimension, while still being closely correlated with Φ . Therefore, it makes sense to add another domain discriminator to the logits layer of the predictor, creating another “backpropagation force” to enforce the robust and domain-invariant features. Essentially, we upgrade the basic loss in Eqn. (4) by adding the fourth term as follows:

$$\begin{aligned} \mathcal{L}(\theta^f, \theta^p, \theta^d) = & \mathbb{E}_{x^{\text{clean}}, y} [L^p(g^p(g^f(x^{\text{clean}})), y)] \\ & + \mathbb{E}_{x^{\text{FGSM}}, y} [L^p(g^p(g^f(x^{\text{FGSM}})), y)] \\ & - \beta \mathbb{E}_{x, d} [L^d(g^d(g^f(x)), d)] \\ & - \gamma \mathbb{E}_{x, d} [L^d(\bar{g}^d(g^p(g^f(x))), d)], \end{aligned} \quad (6)$$

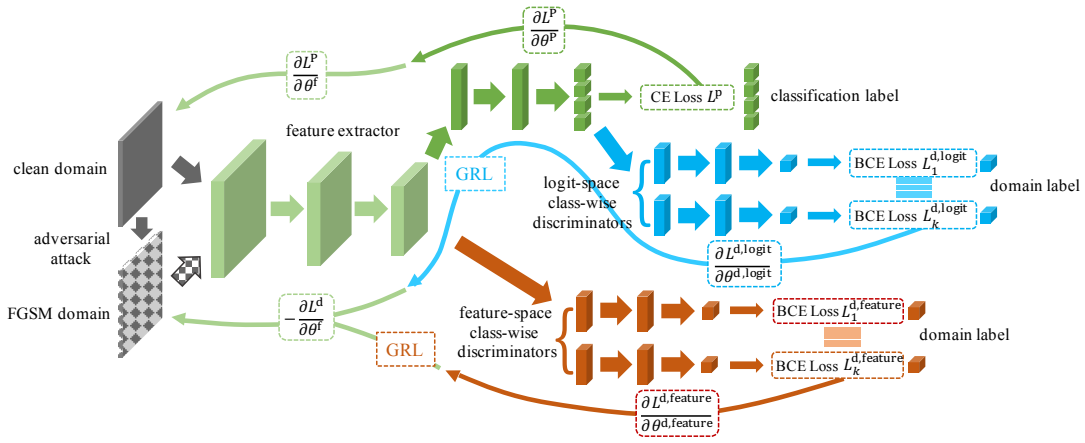


Figure 2: The architecture of Adv-4-Adv, where CE and BCE represent cross-entropy and binary cross-entropy, respectively.

where \bar{g}^d is another domain discriminator that takes the logits of the class predictor g^p as its input, while β and γ are used to control the weights of these discriminators.

Multi-Class Enhanced DA One major issue with directly applying a discriminator to either feature or logit space is that any differences between the two distributions can be taken as hint for discrimination, possibly leading to a false alignment between them. In fact, the discriminative structures related to individual classes should be preserved for the sake of accurate classification, but simply “cheating” (with reversed gradients) a discriminator to assimilate the two domains can potentially mix up the respective discriminative structures, damaging the classification accuracy. Therefore, we adopt the *multi-domain adaptation* (MDA) approach (Pei et al. 2018) to further enhance the training structure. Essentially, we associate each class k with a feature discriminator g_k^d and a logit discriminator \bar{g}_k^d , so the final loss appears as follows:

$$\begin{aligned} \mathcal{L}(\theta^f, \theta^p, \theta^d) = & \mathbb{E}_{\mathbf{x}^{\text{clean}}, \mathbf{y}} [L^p(g^p(g^f(x^{\text{clean}})), y)] \\ & + \mathbb{E}_{\mathbf{x}^{\text{FGSM}}, \mathbf{y}} [L^p(g^p(g^f(x^{\text{FGSM}})), y)] \\ & - \beta \sum_{k=1}^K \mathbb{1}_{y=k} \mathbb{E}_{\mathbf{x}, \mathbf{d}} [L^d(g_k^d(g^f(x)), y, d)] \\ & - \gamma \sum_{k=1}^K \mathbb{1}_{y=k} \mathbb{E}_{\mathbf{x}, \mathbf{d}} [L^d(\bar{g}_k^d(g^p(g^f(x))), y, d)], \quad (7) \end{aligned}$$

Adv-4-Adv DA To summarize, we use Figure 2 to illustrate the final architecture of our proposed Adv-4-Adv training method. Given clean and adversarial examples $\mathbf{x}^{\text{clean}}$ and \mathbf{x}^{adv} sampled from two domains as inputs, a convolutional neural network g^f is employed to extract features from the images. After that, the upper branch consists of a class predictor g^p that transforms the embeddings from feature space to logit space, and predicts class labels. The middle branch is a set of binary class-wise discriminators \bar{g}^d , leveraging the output of g^p to differentiate the two domains. The lower branch is another set of binary class-wise discriminators g^d , applying to the feature space so as to reinforce the domain differentiation. Both sets of discriminators

are prepended with Gradient Reversal Layers (GRL) to reverse gradient during backpropagation. By minimizing the sum of the cross-entropy loss of class predictors and the binary cross-entropy loss of domain discriminators (negated by GRL) as in Eqn. (7), Adv-4-Adv adversarially trains a robust classifier whose defense capabilities can be generalized to various unseen attacks.

Experiments

In this section, we evaluate Adv-4-Adv in both white-box and black-box settings. By comparing Adv-4-Adv with state-of-the-art adversarial training methods, we demonstrate its capability in defending against unseen attacks, while keeping a satisfactory accuracy for clean examples. We also visualize and quantify how the representation changes when we apply stronger attacks to the trained classifiers, confirming Adv-4-Adv’s ability in learning a robust domain-invariant representation and hence explaining its enhanced generalization ability. We then conduct an ablation study to justify our design rationale. Finally, we show Adv-4-Adv can also be flexibly trained by other attacks.

Datasets, Baselines and Implementation Details

Four popular datasets are chosen to evaluate the performance of Adv-4-Adv: Fashion-MNIST (Xiao, Rasul, and Vollgraf 2017), SVHN (Ilyas et al. 2011), CIFAR-10, and CIFAR-100 (Krizhevsky and Hinton 2009). The model is trained on 60K Fashion-MNIST, 73K SVHN, 50K CIFAR-10, or 50K CIFAR-100 images. For convenience of comparison, the range of the pixel values of all datasets are scaled to $[0, 1]$. We compare Adv-4-Adv with the following baselines:

- Normal Training (NT): the classifier is trained by minimizing the cross-entropy loss over clean images.
- Standard Adversarial Training (SAT): the classifier is trained by minimizing cross-entropy loss over clean images and adversarial images crafted by the FGSM attack.
- Ensemble Adversarial Training (EAT) (Tramèr et al. 2018): the classifier is trained by minimizing the cross-entropy loss over clean images, and three sets of adversarial images crafted for the current model, and two other pre-trained models also by the FGSM attack.

- Adversarial Training with Domain Adaptation (ATDA) (Song et al. 2019): the classifier is trained by minimizing the sum of several loss functions over clean and adversarial images crafted by FGSM, aiming to enforce a domain-invariant representation.

The magnitude of perturbations for FGSM attacks used for training the baseline methods are 0.1, 0.02, 4/255, and 4/255 in the l_∞ norm for Fashion-MNIST, SVHN, CIFAR-10, and CIFAR-100, respectively.

We choose the base classifiers g_θ to be same as that in (Song et al. 2019), so as to facilitate a direct comparison with this most related proposal. For white-box attacks, the classifier consists of a normalization layer for preprocessing, a series of convolutional and activation layers for feature extraction, and linear layer as the last layer for classification. For black-box attacks, we adopt a surrogate model (Song et al. 2019) held out during the training process.

After initializing the classifiers by pretraining on clean images, we further adapt them to the adversarial domain by training with FGSM-crafted images. In the adaptation step, we have two variants, Adv-4-Adv and Adv-4-Adv* with different loss functions. In Adv-4-Adv, the cross-entropy losses of both the clean and adversarial images, and the two sets of domain losses are all taken into account. Since the classifier is already pretrained with the clean images, in Adv-4-Adv*, we only minimize the cross-entropy loss of adversarial images and the domain losses, while the cross-entropy loss of clean images is not considered. To prevent discriminators from removing extra robust features, we employ early stopping to stop training at the point when there is no performance improvement on the adversarial domain. The learning rate is set to 0.001, and we use a batch size of 256. All experiments are implemented on a single Tesla V100 GPU.

Performance Comparison

We evaluate the performance of Adv-4-Adv on the aforementioned datasets and compare its performance with the baselines in both white-box and black-box settings. The evaluation results are shown in Table 1. The goal here is not to achieve state-of-the-art classification performance under specific attacks, but to showcase the generalization ability of our approach in terms of robustness across unseen attacks. As expected, NT achieves the highest accuracy on clean data, but fails all white-box adversarial attacks on all datasets, and its accuracy drops severely under black-box attacks. SAT has a decent performance under white-box FGSM attacks, but it does not generalize well to other white-box attacks. EAT, as the enhanced version of SAT, generalizes better to PGD, R+FGSM, and MIM attacks, at the cost of a reduced clean image classification accuracy. Although ATDA aims to improve the performance of EAT via DA, our results do not seem to confirm that.¹

It is our proposal, Adv-4-Adv, that actually strikes a good balance between robustness and accuracy: it performs the

¹The disagreement between our ATDA results and those reported in (Song et al. 2019) may be explained by different learning libraries (Pytorch rather than TensorFlow), hyper-parameters, and data augmentation schemes.




Figure 3: t-SNE of logit embeddings; they confirm that Adv-4-Adv indeed generates domain-invariant representations.

best in all black-box defense tasks, and its variant, Adv-4-Adv*, generalizes well and excels at white-box defense tasks, at a minor cost of accuracy on clean data. The difference between Adv-4-Adv and Adv-4-Adv* may be attributed to the fact that the cross-entropy loss of sole adversarial examples employed by Adv-4-Adv* only provide defense against attacks for a specific model, while the addition of cross-entropy loss of clean examples add generalizability to black-box attacks whose model is unknown during training. We believe that the domain-invariant features induced by domain discriminators have largely contributed to the good performance of Adv-4-Adv.

Further Analysis of Adv-4-Adv

To further demonstrate the cross-attack defense capabilities of Adv-4-Adv, we first visualize and compare the logit distributions among all comparison parties, then we prove the superiority of Adv-4-Adv over other methods by analyzing the logit-space embeddings quantitatively.

Distribution Discrepancy We visualize the logit embeddings of the images using t-SNE (Maaten and Hinton 2008). The logit space representations of the images are projected onto a two-dimensional plane, and individual classes are colored differently, as shown in Figure 3.

We observe a strong correspondence between the success in generalizing the classification accuracy of the defense methods (shown in Table 1) and the consistency of the shapes of t-SNE clusterings across different attacks. Essentially, Adv-4-Adv produces consistent t-SNE graphs across clean and adversarial examples, strongly demonstrating its ability in generalization. This is in stark contrast to all other methods that deteriorate badly when encountering a stronger attack. The consistent embeddings across different examples indicates that Adv-4-Adv successfully trains a robust classifier that generates (attack) domain-invariant representations.

One might question the performance of Adv-4-Adv because the clusters do not appear well-separated in the t-SNE plots. In fact, t-SNE does not produce conclusive evidence for clustering and classification. To genuinely measure the clustering performance of the logit embeddings, we compute the silhouette coefficient (Rousseeuw 1987) for each

Table 1: The accuracy of six defense methods on the testing datasets and the adversarial examples generated by various adversaries, where we abbreviate Adv-4-Adv to A-4-A for the sake of briefly.

(a) On Fashion-MNIST. The magnitude of perturbations is 0.1 in ℓ_∞ norm.

Defense	Clean (%)	White-Box Attack (%)				Black-Box Attack (%)			
		FGSM	PGD-20 / 40	R+FGSM	MIM	FGSM	PGD-20 / 40	R+FGSM	MIM
NT	89.85	6.51	0.03 / 0.00	8.08	0.25	46.76	52.87 / 53.48	50.39	49.78
SAT	83.78	60.02	13.27 / 10.72	58.59	26.82	68.25	69.67 / 70.00	69.72	69.69
EAT	75.42	59.74	23.80 / 22.41	57.08	32.64	67.68	67.81 / 68.38	68.03	68.62
ATDA	75.95	56.91	16.47 / 14.19	55.79	27.76	69.06	69.45 / 69.53	68.80	68.37
A-4-A	78.05	68.00	56.21 / 54.42	68.33	59.76	73.01	74.74 / 75.20	74.00	74.53
A-4-A*	74.15	68.83	57.56 / 56.40	69.73	58.18	72.40	73.10 / 72.98	72.54	72.65

(b) On SVHN. The magnitude of perturbations is 0.02 in ℓ_∞ norm.

Defense	Clean (%)	White-Box Attack (%)				Black-Box Attack (%)			
		FGSM	PGD-20 / 40	R+FGSM	MIM	FGSM	PGD-20 / 40	R+FGSM	MIM
NT	84.71	24.76	8.74 / 6.96	27.66	14.37	68.66	74.88 / 75.08	70.53	69.61
SAT	84.67	55.03	41.69 / 39.68	57.80	49.20	76.94	79.39 / 79.51	77.84	77.53
EAT	81.01	55.92	48.02 / 46.79	58.18	52.57	75.71	77.57 / 77.51	76.69	76.00
ATDA	81.63	54.60	47.00 / 45.29	57.40	51.43	74.44	76.53 / 76.61	75.33	74.39
A-4-A	82.68	57.11	48.36 / 47.03	59.42	53.49	78.06	79.81 / 80.31	81.87	77.48
A-4-A*	78.74	57.08	51.04 / 49.76	59.39	54.82	76.13	78.04 / 78.46	80.62	76.52

(c) On CIFAR-10. The magnitude of perturbations is 4/255 in ℓ_∞ norm.

Defense	Clean (%)	White-Box Attack (%)				Black-Box Attack (%)			
		FGSM	PGD-20 / 40	R+FGSM	MIM	FGSM	PGD-20 / 40	R+FGSM	MIM
NT	85.74	11.47	0.42 / 0.22	13.13	1.51	59.77	52.80 / 50.63	62.74	54.84
SAT	82.49	53.31	51.68 / 51.01	56.11	52.12	79.16	79.31 / 79.15	79.31	79.15
EAT	78.77	56.00	54.71 / 54.15	58.15	55.25	76.69	77.46 / 76.91	77.26	77.16
ATDA	82.78	54.24	52.23 / 51.66	57.62	53.17	79.07	79.13 / 79.25	79.22	79.21
A-4-A	81.44	57.73	56.35 / 56.52	59.63	57.37	80.07	80.27 / 80.70	80.60	80.77
A-4-A*	79.88	59.98	59.05 / 58.81	61.68	59.56	78.65	78.93 / 79.28	79.19	78.86

(d) On CIFAR-100. The magnitude of perturbations is 4/255 in ℓ_∞ norm.

Defense	Clean (%)	White-Box Attack (%)				Black-Box Attack (%)			
		FGSM	PGD-20 / 40	R+FGSM	MIM	FGSM	PGD-20 / 40	R+FGSM	MIM
NT	58.24	2.25	0.30 / 0.22	2.79	0.48	41.75	40.40 / 39.86	43.31	40.56
SAT	55.66	26.69	24.57 / 24.42	28.93	25.84	51.85	51.92 / 51.65	52.06	51.81
EAT	52.07	28.99	28.03 / 27.86	31.02	28.14	49.90	50.26 / 50.21	50.04	49.69
ATDA	55.26	26.35	24.29 / 23.98	28.14	25.40	51.84	51.21 / 51.88	51.81	51.37
A-4-A	52.41	29.44	28.72 / 29.15	31.33	29.54	51.30	51.79 / 51.97	51.59	51.83
A-4-A*	51.84	31.31	31.67 / 31.09	33.48	31.35	50.92	50.95 / 50.82	51.48	40.74

sample, which is defined as $s_i = \frac{b_i - a_i}{\max\{a_i, b_i\}}$, in which i is the index of the sample, a_i is the intra-cluster distance of the sample and b_i is the nearest cluster distance. Then the silhouette score, measuring the quality of clustering and ranging from -1 to 1 (with 1 being the best), can be computed by averaging the silhouette coefficients of all samples. In Table 2, we report the silhouette scores of logit space embeddings for different defense methods. We can see that NT achieves the highest score on clean images, SAT is the best under the FGSM attack, and Adv-4-Adv is the best when attacked by PGD, R+FGSM, and MIM. Higher silhouette score indicates better clustering in the logit space, thus better classification performance. The result is consistent with the accuracy reported in Table 1, hence confirming the strong cross-attack defense capability of Adv-4-Adv.

Ablation Study

To gain a better understanding of Adv-4-Adv’s behavior and the effects of adversarial domain adaptation in the training

Table 2: Silhouette scores of the logit embeddings from the Fashion-MNIST dataset.

	Clean	FGSM	PGD-20/40	R+FGSM	MIM
NT	0.715	-0.052	-0.076/-0.079	-0.043	-0.066
SAT	0.696	0.331	0.071/0.038	0.430	0.167
EAT	0.636	0.289	0.065/0.052	0.361	0.120
ATDA	0.686	0.313	0.109/0.082	0.422	0.181
A-4-A	0.529	0.307	0.147/0.122	0.445	0.204

process, we perform the following ablation studies.

Feature-Space vs. Logit-Space Discriminators As discussed in Section , Adv-4-Adv uses multi-representation assisted DA, i.e., it applies discriminators on both feature space Φ and logit space Λ . We compare the performance of feature-space discriminators ($\gamma = 0$ in Eqn. 6) and logit-space discriminators ($\beta = 0$ in Eqn. 6) in Figure 4; they plot how accuracy changes over training epochs of these two methods in defending PGD-20 attack. We observe that, for the Fashion-MNIST and CIFAR-100 datasets, feature-

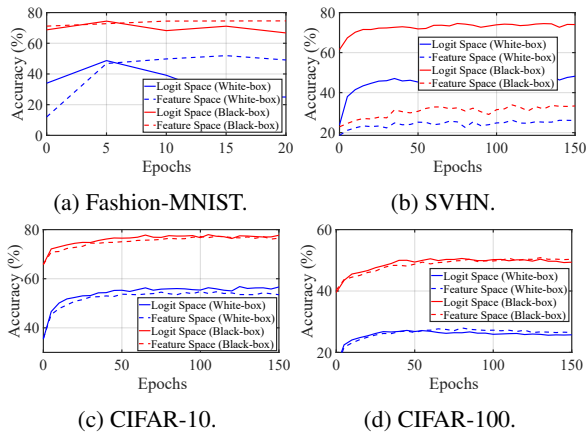


Figure 4: Performance comparison of feature-space discriminators and logit-space discriminators.

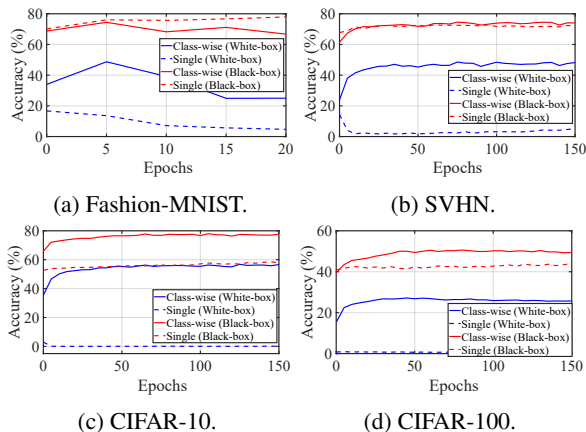


Figure 5: Performance comparison of a single domain discriminator and class-wise discriminators.

space discriminators outperform logit-space discriminators, while it is a reversed situation for the SVHN and CIFAR-10 datasets. To combine the advantages of both representation Φ and Λ , Adv-4-Adv adjusts the importance of the two sets of discriminators by applying different weights to the losses of the discriminators. However, since the hybrid of two sets of discriminators adds system complexity and does not significantly improve performance, we only pick whichever is the better for Adv-4-Adv in practice.

Single Domain Discriminator vs. Class-wise Discriminators We conduct experiments to study the effect of class-wise discriminators. We compare class-wise discriminators with a single domain discriminator. Figure 5 shows the accuracy of these two cases when defending PGD-20 attack. We observe that, for all white-box attacks, the accuracy of using a single domain discriminator is significantly lower than that of using class-wise discriminators, whereas a single domain discriminator has a narrow edge over class-wise discriminators for black-box attacks only on the Fashion-MNIST dataset. The degraded performance indicates that the classifier trained with a single discriminator fails to generalize to other attack domains. This may be attributed to multiple sub-domains corresponding to individual classes: a given attack

might not induce a single adversarial domain, but rather separate adversarial domains corresponding to distinct classes; this renders class-wise discriminator a must.

Table 3: Performance of PAT, ATDA, and Adv-4-Adv all trained by PGD. The magnitude of perturbations in l_∞ norm is 0.1 for Fashion-MNIST (FMST), 0.02 for SVHN, and 4/255 for CIFAR-10 (C-10) and CIFAR-100 (C-100).

Dataset	Defense	Clean (%)	White-Box Attack (%)			
			FGSM	PGD-20 / 40	R+FGSM	MIM
FMST	PAT	86.86	77.18	73.40 / 73.05	78.12	74.83
	ATDA	85.61	74.85	71.15 / 70.75	75.76	72.26
	A-4-A	85.48	78.88	75.42 / 75.14	78.95	76.46
SVHN	PAT	84.68	58.21	51.62 / 50.76	72.07	55.57
	ATDA	81.67	54.76	46.31 / 45.19	67.56	51.05
	A-4-A	80.25	56.84	52.70 / 51.83	68.35	55.21
C-10	PAT	76.75	58.30	57.92 / 58.08	60.85	58.02
	ATDA	76.72	58.30	57.86 / 57.82	60.25	57.89
	A-4-A	75.49	58.71	58.16 / 57.81	60.03	58.42
C-100	PAT	50.04	30.93	30.39 / 30.24	32.52	31.03
	ATDA	53.30	25.18	24.13 / 23.48	27.66	24.59
	A-4-A	48.00	30.89	29.82 / 29.44	31.99	30.15

Extension to PGD-training

Adv-4-Adv seeks to generalize from a representative (source) adversarial domain to other related domains. We choose FGSM as the source domain because the attack is simple to launch, but this choice is certainly not limited to FGSM. In this section, the source domain is crafted by the PGD-20 attack, whose perturbation in l_∞ norm is 0.1 for Fashion-MNIST, 0.02 for SVHN, and 4/255 for CIFAR-10 and CIFAR-100. We show that Adv-4-Adv can leverage this domain equally well in generalizing adversarial robustness.

We compare the performance of PGD-trained Adv-4-Adv with PAT (PGD-enabled SAT) and ATDA in Table 3. As PGD is more sophisticated and effective than FGSM, even PAT can obtain good robustness across other gradient-related attacks, but our Adv-4-Adv still outperforms ATDA in almost all cases. These results actually make sense: the domain adaption ability Adv-4-Adv aims for is meant to save the efforts in conducting AT for sophisticated attacks; however, if some sophisticated (e.g., PGD) has been adopted to conduct an AT, one may directly rely on the trained model to cope with other weaker attacks.

Conclusion

We have presented Adv-4-Adv as a novel adversarial training method maintaining robustness against unseen adversarial perturbations. Leveraging the power of adversarial domain adaptation, Adv-4-Adv can suppress the attack-specific features so as to generate an attack-invariant representation. Specifically, we show that a model trained on examples crafted by single-step attacks (e.g., FGSM) can be generalized to defend against iterative attacks (e.g., PGD); this suggests Adv-4-Adv is an effective alternative to the time-consuming adversarial training when dealing with advanced attacks. Compared with state-of-the-art defenses, our extensive evaluations on four datasets show that Adv-4-Adv achieves significantly higher cross-attack defense success rates for both white-box and black-box attacks.

References

- Athalye, A.; Carlini, N.; and Wagner, D. 2018. Obfuscated Gradients Give a False Sense of Security: Circumventing Defenses to Adversarial Examples. In *Proc. of the 35th ICML*, 274–283.
- Ben-David, S.; Blitzer, J.; Crammer, K.; Kulesza, A.; Pereira, F.; and Vaughan, J. 2010. A Theory of Learning from Different Domains. *Springer Machine Learning*, 79(5): 151–175.
- Buckman, J.; Roy, A.; Raffel, C.; and Goodfellow, I. 2018. Thermometer Encoding: One Hot Way To Resist Adversarial Examples. In *Proc. of the 6th ICLR*, 1–22.
- Dhillon, G. S.; Azzadenezesheli, K.; Lipton, Z. C.; Bernstein, J.; Kossaihi, J.; Khanna, A.; and Anandkumar, A. 2018. Stochastic Activation Pruning for Robust Adversarial Defense. In *Proc. of the 6th ICLR*, 1–13.
- Dong, Y.; Liao, F.; Pang, T.; Su, H.; Zhu, J.; Hu, X.; and Li, J. 2018. Boosting Adversarial Attacks with Momentum. In *Proc. of the 31st IEEE/CVF CVPR*, 9185–9193.
- Ganin, Y.; and Lempitsky, V. 2015. Unsupervised Domain Adaptation by Backpropagation. In *Proc. of the 32nd ICML*, 1180–1189.
- Goodfellow, I. J.; Shlens, J.; and Szegedy, C. 2015. Explaining and Harnessing Adversarial Examples. In *Proc. of the 3rd ICLR*, 1–11.
- Hastie, T.; Tibshirani, R.; and Friedman, J. 2009. *The Elements of Statistical Learning: Data Mining, Inference, and Prediction*. Springer Series in Statistics. Springer New York Inc., 2nd edition.
- He, K.; Zhang, X.; Ren, S.; and Sun, J. 2016. Deep Residual Learning for Image Recognition. In *Proc. of the 29th IEEE/CVF CVPR*, 770–778.
- Huang, G.; Liu, Z.; Van Der Maaten, L.; and Weinberger, K. Q. 2017. Densely Connected Convolutional Networks. In *Proc. of the 30th IEEE/CVF CVPR*, 4700–4708.
- Ilyas, A.; Santurkar, S.; Tsipras, D.; Engstrom, L.; Tran, B.; and Madry, A. 2011. Reading Digits in Natural Images with Unsupervised Feature Learning. In *Proc. of the 25th NIPS Workshop on Deep Learning and Unsupervised Feature Learning*.
- Ilyas, A.; Santurkar, S.; Tsipras, D.; Engstrom, L.; Tran, B.; and Madry, A. 2019. Adversarial Examples Are not Bugs, They Are Features. In *Proc. of the 33rd NIPS*, 125–136.
- Krizhevsky, A.; and Hinton, G. 2009. Learning Multiple Layers of Features from Tiny Images. Technical report, University of Toronto, Department of Computer Science.
- Krizhevsky, A.; Sutskever, I.; and Hinton, G. E. 2017. Imagenet Classification with Deep Convolutional Neural Networks. *Communications of the ACM*, 60(6): 84–90.
- Kurakin, A.; Goodfellow, I. J.; and Bengio, S. 2017. Adversarial Machine Learning at Scale. In *Proc. of the 5th ICLR*, 1–17.
- Long, M.; Cao, Y.; Wang, J.; and Jordan, M. I. 2015. Learning Transferable Features with Deep Adaptation Networks. In *Proc. of the 32nd ICML*, 97–105.
- Ma, X.; Li, B.; Wang, Y.; Erfani, M. S.; Wijewickrema, N. R. S.; Houle, E. M.; Schoenebeck, G.; Song, D.; and Bailey, J. 2018. Characterizing Adversarial Subspaces Using Local Intrinsic Dimensionality. In *Proc. of the 6th ICLR*, 1–15.
- Maaten, L. v. d.; and Hinton, G. 2008. Visualizing Data Using t-SNE. *Journal of Machine Learning Research*, 9(Nov): 2579–2605.
- Madry, A.; Makelov, A.; Schmidt, L.; Tsipras, D.; and Vladu, A. 2018. Towards Deep Learning Models Resistant to Adversarial Attacks. In *Proc. of the 6th ICLR*, 1–23.
- Meng, D.; and Chen, H. 2017. Magnet: a Two-Pronged Defense against Adversarial Examples. In *Proc. of the 24th ACM CCS*, 135–147.
- Naseer, M. M.; Khan, S. H.; Khan, M. H.; Khan, F. S.; and Porikli, F. 2019. Cross-Domain Transferability of Adversarial Perturbations. In *Proc. of the 33rd NIPS*, 12905–12915.
- Papernot, N.; McDaniel, P.; and Goodfellow, I. 2016. Transferability in Machine Learning: from Phenomena to Black-Box Attacks Using Adversarial Samples. *arXiv preprint arXiv:1605.07277*.
- Papernot, N.; McDaniel, P.; Jha, S.; Fredrikson, M.; Celik, Z. B.; and Swami, A. 2016. The Limitations of Deep Learning in Adversarial Settings. In *2016 IEEE European Symposium on Security and Privacy (EuroS&P)*, 372–387.
- Pei, Z.; Cao, Z.; Long, M.; and Wang, J. 2018. Multi-Adversarial Domain Adaptation. In *Proc. of the 32nd AAAI*, 3934–3941.
- Rousseeuw, P. 1987. Silhouettes: A Graphical Aid to the Interpretation and Validation of Cluster Analysis. *Journal of Computational Application Math*, 20(1): 53–65.
- Shen, J.; Qu, Y.; Zhang, W.; and Yu, Y. 2018. Wasserstein Distance Guided Representation Learning for Domain Adaptation. In *Proc. of the 32nd AAAI*, 4058–4065.
- Simonyan, K.; and Zisserman, A. 2014. Very Deep Convolutional Networks for Large-Scale Image Recognition. *arXiv preprint arXiv:1409.1556*.
- Song, C.; He, K.; Wang, L.; and Hopcroft, J. E. 2019. Improving the Generalization of Adversarial Training with Domain Adaptation. In *Proc. of the 7th ICLR*, 1–14.
- Song, Y.; Kim, T.; Nowozin, S.; Ermon, S.; and Kushman, N. 2018. PixelDefend: Leveraging Generative Models to Understand and Defend against Adversarial Examples. In *Proc. of the 6th ICLR*, 1–12.
- Sun, B.; Feng, J.; and Saenko, K. 2016. Return of Frustratingly Easy Domain Adaptation. In *Proc. of the 30th AAAI*, 2058–2065.
- Szegedy, C.; Zaremba, W.; Sutskever, I.; Bruna, J.; Erhan, D.; Goodfellow, I.; and Fergus, R. 2014. Intriguing Properties of Neural Networks. In *Proc. of the 2nd ICLR*.
- Tramèr, F.; Kurakin, A.; Papernot, N.; Goodfellow, I.; Boneh, D.; and McDaniel, P. 2018. Ensemble Adversarial Training: Attacks and Defenses. In *Proc. of the 6th ICLR*.
- Tramèr, F.; Papernot, N.; Goodfellow, I.; Boneh, D.; and McDaniel, P. 2017. The Space of Transferable Adversarial Examples. *arXiv preprint arXiv:1704.03453*.
- Tsipras, D.; Santurkar, S.; Engstrom, L.; Turner, A.; and Madry, A. 2019. Robustness May Be at Odds with Accuracy. In *Proc. of the 7th ICLR*, 1–23.
- Tzeng, E.; Hoffman, J.; Saenko, K.; and Darrell, T. 2017. Adversarial Discriminative Domain Adaptation. In *Proc. of the 30th IEEE/CVF CVPR*, 7167–7176.
- Wong, E.; and Kolter, Z. 2018. Provable Defenses against Adversarial Examples via the Convex Outer Adversarial Polytope. In *International Conference on Machine Learning*, 5286–5295. PMLR.
- Xiao, H.; Rasul, K.; and Vollgraf, R. 2017. Fashion-MNIST: a Novel Image Dataset for Benchmarking Machine Learning Algorithms. *arXiv preprint arXiv:1708.07747*.
- Xie, C.; Wu, Y.; van der Maaten, L.; Yuille, A.; and He, K. 2019. Feature Denoising for Improving Adversarial Robustness. In *Proc. of the 32nd IEEE/CVF CVPR*, 501–509.
- Zhang, H.; Yu, Y.; Jiao, J.; Xing, E.; El Ghaoui, L.; and Jordan, M. I. 2019. Theoretically Principled Trade-Off Between Robustness and Accuracy. In *Proc. of the 36th ICML*.
- Zheng, S.; Song, Y.; Leung, T.; and Goodfellow, I. J. 2016. Improving the Robustness of Deep Neural Networks via Stability Training. In *Proc. of the 29th IEEE/CVF CVPR*, 4480–4488.

Zhou, W.; Hou, X.; Chen, Y.; Tang, M.; Huang, X.; Gan, X.; and Yang, Y. 2018. Transferable Adversarial Perturbations. In *Proc. of the 16th ECCV*, 452–467.