

# Non-Sturmian sequences of matrices providing the maximum growth rate of matrix products

Victor Kozyakin\*

## Abstract

One of the most pressing problems in modern analysis is the study of the growth rate of the norms of all possible matrix products  $\|A_{i_n} \cdots A_{i_0}\|$  with factors from a set of matrices  $\mathcal{A}$ . So far, only for a relatively small number of classes of matrices  $\mathcal{A}$  has it been possible to rigorously describe the sequences of matrices  $\{A_{i_n}\}$  that guarantee the maximal growth rate of the corresponding norms. Moreover, in almost all theoretically studied cases, the index sequences  $\{i_n\}$  of matrices maximizing the norms of the corresponding matrix products turned out to be periodic or so-called Sturmian sequences, which entails a whole set of “good” properties of the sequences  $\{A_{i_n}\}$ , in particular the existence of a limiting frequency of occurrence of each matrix factor  $A_i \in \mathcal{A}$  in them. The paper determines a class of  $2 \times 2$  matrices consisting of two matrices similar to rotations of the plane in which the sequence  $\{A_{i_n}\}$  maximizing the growth rate of the norms  $\|A_{i_n} \cdots A_{i_0}\|$  is not Sturmian. All considerations are based on numerical modeling and cannot be considered mathematically rigorous in this part. Rather, they should be interpreted as a set of questions for further comprehensive theoretical analysis.

**Key words and phrases:** infinite matrix products, growth rate, Barabanov norm, Sturmian sequences, Python program

**2020 Mathematics Subject Classification:** 15A18; 15A60; 65F15

## 1 Introduction

Numerous problems in dynamical systems theory, control theory, coding theory, and computational mathematics [11, 14, 15, 17, 18, 20, 25, 26, 38, 42–44, 47] can be reduced to the problem of computing the maximum possible growth rate of the norms of matrix products  $\|A_{i_n} \cdots A_{i_1} A_{i_0}\|$  with factors  $A_{i_j}$  from a set of matrices  $\mathcal{A}$ . Currently, the range of questions related to the analysis of the growth rate of the norms of matrix products  $\|A_{i_n} \cdots A_{i_1} A_{i_0}\|$  is usually considered in the framework of the so-called theory of joint/generalized spectral radius, which emerged in the 1960s [20, 21, 38, 45] and now has several hundred publications [37]. Moreover, in almost all cases studied theoretically, the index sequences  $\{i_n\}$  of matrices maximizing the norms of the corresponding matrix products turned out to be periodic or so-called Sturmian. Both the periodicity and the fact that the index sequences  $\{i_n\}$  are Sturmian entail a whole set

---

\*Kharkevich Institute for Information Transmission Problems, Russian Academy of Sciences, Bolshoj Karetny lane 19, Moscow 127051, Russia, e-mail: kozyakin@iitp.ru

of “good” properties of the sequences  $\{A_{i_n}\}$ , in particular the existence of a limiting frequency of occurrence of each matrix factor  $A_i \in \mathcal{A}$ .

The paper defines a class of  $2 \times 2$  matrices  $\mathcal{A}$ , consisting of two matrices similar to rotations of the plane in which the sequence  $\{A_{i_n}\}$ , maximizing the growth rate of the norms  $\|A_{i_n} \cdots A_{i_0}\|$ , is non-Sturmian. All considerations are based on numerical modeling and cannot be considered mathematically rigorous in this part; rather, they should be interpreted as a set of questions for further rigorous analysis.

Let us describe the structure of the work. The introduction provides a rationale for the topics covered here. Section 2 briefly recalls the main facts and constructions from the theory of joint/generalized spectral radius, among which Barabanov’s theorem plays a crucial role. Section 3 recalls the concept of extremal trajectories, i.e., trajectories with the maximum rate of increase in a certain Barabanov norm. Here we present the basic constructions which, in the case of a pair of  $2 \times 2$  matrices, reduce the problem of constructing extremal trajectories to the problem of studying iterations of a certain mapping of an interval into itself with a sufficiently simple structure (or, equivalently, of a circle into itself). Section 4 recalls the well-known theoretical results on the construction and growth of extremal trajectories, which refer to the case of a pair of nonnegative  $2 \times 2$  matrices of a special form. This case underlies most modern studies of “nontrivial” situations in joint/generalized spectral radius theory. The above theoretical results are illustrated by examples of computer simulations. Section 5 considers the case of a pair of matrices, each of which is similar to a rotation matrix. Using the results of numerical simulations, it is shown that for just such matrices a previously unobserved phenomenon occurs in which the index sequences of the extremal trajectories turn out to be non-Sturmian (Proposition 3). In the same section, some questions are formulated. The appendix contains a listing of the program in the Python language that was used to perform the numerical calculations.

## 2 Theoretical Background

Recall the basic concepts and results related to the theory of joint/generalized spectral radius, following [27, 30, 31].

Let  $\mathcal{A} = \{A_0, \dots, A_{m-1}\}$  be a set of  $m$  real  $d \times d$  matrices, and  $\|\cdot\|$  be some norm in  $\mathbb{R}^d$ . For every  $n \geq 1$ , with every finite sequence  $\mathbf{i} = \{i_0, i_1, \dots, i_{n-1}\} \in \{0, \dots, m-1\}^n$  we link the matrix

$$A_{\mathbf{i}} = A_{i_{n-1}} \cdots A_{i_1} A_{i_0},$$

and define two numerical values:

$$\rho_n(\mathcal{A}) = \max_{\mathbf{i} \in \{0, \dots, m-1\}^n} \|A_{\mathbf{i}}\|^{1/n}, \quad \bar{\rho}_n(\mathcal{A}) = \max_{\mathbf{i} \in \{0, \dots, m-1\}^n} \rho(A_{\mathbf{i}})^{1/n},$$

where  $\rho(\cdot)$  denotes the spectral radius of a matrix. In these designations, the limit

$$\rho(\mathcal{A}) = \limsup_{n \rightarrow \infty} \rho_n(\mathcal{A}),$$

which does not depend on the choice of the norm  $\|\cdot\|$  (and in fact coincides with the limit  $\rho(\mathcal{A}) = \lim_{n \rightarrow \infty} \rho_n(\mathcal{A})$ ) is called the *joint spectral radius* of the

set of matrices  $\mathcal{A}$ . Similarly, we can consider the limit

$$\bar{\rho}(\mathcal{A}) = \limsup_{n \rightarrow \infty} \bar{\rho}_n(\mathcal{A}),$$

called the *generalized spectral radius* of the matrix set  $\mathcal{A}$ . The values  $\rho(\mathcal{A})$  and  $\bar{\rho}(\mathcal{A})$  for bounded families of matrices  $\mathcal{A}$  actually coincide with each other [8], and, moreover, for any  $n$ , the following inequalities hold:

$$\bar{\rho}_n(\mathcal{A}) \leq \bar{\rho}(\mathcal{A}) = \rho(\mathcal{A}) \leq \rho_n(\mathcal{A}). \quad (1)$$

It follows from the definition of the joint spectral radius that for each  $\varepsilon > 0$  the rate of growth of the norms  $\|A_{\mathbf{i}}\| = \|A_{i_{n-1}} \cdots A_{i_1} A_{i_0}\|$  for large  $n$  does not exceed  $(\rho(\mathcal{A}) + \varepsilon)^n$ , that is,

$$\|A_{\mathbf{i}}\| = \|A_{i_{n-1}} \cdots A_{i_1} A_{i_0}\| \leq (\rho(\mathcal{A}) + \varepsilon)^n \quad (2)$$

for each finite sequence of indices  $\mathbf{i} = \{i_0, i_1, \dots, i_{n-1}\} \in \{0, \dots, m-1\}^n$ . Moreover, there are arbitrarily large  $n$  and sequences of indices  $\mathbf{i} = \{i_0, i_1, \dots, i_{n-1}\}$  for which<sup>1</sup>

$$\rho(A_{\mathbf{i}}) = \rho(A_{i_{n-1}} \cdots A_{i_1} A_{i_0}) \geq (\bar{\rho}(\mathcal{A}) - \varepsilon)^n,$$

and therefore, for such  $n$ , by virtue of (1), the inequalities

$$\begin{aligned} \|A_{\mathbf{i}}\| &= \|A_{i_{n-1}} \cdots A_{i_1} A_{i_0}\| \geq \\ &\geq \rho(A_{i_{n-1}} \cdots A_{i_1} A_{i_0}) \geq (\bar{\rho}(\mathcal{A}) - \varepsilon)^n \equiv (\rho(\mathcal{A}) - \varepsilon)^n \end{aligned} \quad (3)$$

will hold.

Inequalities (2) and (3) raise at least two questions: *first, is it possible to set  $\varepsilon$  in them equal to zero, and second, if this is possible, how can we describe the sets of indices  $\mathbf{i} = \{i_0, i_1, \dots, i_{n-1}\}$ , for which inequality (2) becomes an equality with  $\varepsilon = 0$ ?*

The answer to the first question is negative; it follows from the following simple remark. Let the set  $\mathcal{A}$  consist of one square matrix  $A$ . Then by the well-known Gelfand formula [24, Corollary 5.6.14], first established, apparently, in [23], both values  $\rho(\mathcal{A})$  and  $\bar{\rho}(\mathcal{A})$  coincide with the spectral radius  $\rho(A)$  of the matrix  $A$ . In this case, by reducing the matrix  $A$  to normal Jordan form, one can easily establish that the growth rate of the norms  $\|A^n\|$  is of order  $\rho(A)^n$  if and only if the eigenvalues of the matrix  $A$  that have the largest absolute value are semisimple. At the same time, for the case when at least one such eigenvalue of the matrix  $A$  is not semisimple, the growth rate of the norms  $\|A^n\|$  is of order  $p(n)\rho(A)^n$ , where  $p(t)$  is a polynomial.

The answer to the first question has another nuance: Even in the cases where the growth rate of the norms of the matrix products  $\|A_{\mathbf{i}}\| = \|A_{i_n} \cdots A_{i_2} A_{i_1}\|$  for some choice of the index sequence  $\mathbf{i} = \{i_0, i_1, \dots, i_{n-1}\} \in \{0, \dots, m-1\}^n$  can match  $\rho(\mathcal{A})^n$ , this may happen not for all norms  $\|\cdot\|$  but only for a particular choice of the corresponding norm  $\|\cdot\|$ . Moreover, even in the case of sets of matrices  $\mathcal{A}$  consisting of a single matrix, the construction of the corresponding norm turns out to be a nontrivial problem!

However, even in the simplest nontrivial case, when the set of matrices  $\mathcal{A}$  consists of a pair of matrices of dimension  $2 \times 2$ , the question posed turns out to

<sup>1</sup>Here and in the following  $\rho(A)$ , where  $A$  is a matrix, denotes the spectral radius of this matrix, i.e. the maximum of the absolute values of the eigenvalues of the matrix  $A$ .

be much more complicated than the analysis of the growth rate of the norms of degrees  $\|A^n\|$  of one matrix  $A$ . More precisely, unlike the corresponding analysis for one matrix, in the general case the computation of the maximal growth rate of the norms  $\|A_{i_n} \cdots A_{i_1} A_{i_0}\|$  turns out to be algebraically impossible [28, 29, 33], and the approximate computation of the corresponding rate turns out to be NP-hard [13, 15, 48, 49].

In a fairly general situation, the first question can nevertheless be answered satisfactorily in theory. Recall that a set of matrices  $\mathcal{A}$  is called *irreducible* if matrices from  $\mathcal{A}$  have no common invariant subspaces other than  $\{0\}$  and  $\mathbb{R}^d$ . The irreducibility of a set of matrices plays the same role in studying the growth rate of the norms of matrix products with multiple matrix factors as the semisimplicity of the eigenvalues with the largest absolute value of a single matrix plays in studying the growth rate of the norms of its powers. The approach proposed by N. Barabanov in [5–7] proved to be the most fruitful here, and it has been further developed in several papers, from which we single out [50].

**Barabanov’s Theorem.** *If the set of matrices  $\mathcal{A} = \{A_0, \dots, A_{m-1}\}$  is irreducible, then the number  $\rho$  is the joint (generalized) spectral radius of the set  $\mathcal{A}$  if and only if there exists a norm  $\|\cdot\|$  in  $\mathbb{R}^d$  such that*

$$\rho\|x\| = \max\{\|A_0x\|, \|A_1x\|, \dots, \|A_{m-1}x\|\}. \quad (4)$$

A norm satisfying condition (4) is usually called the *Barabanov norm* corresponding to the set of matrices  $\mathcal{A}$ . This theorem does not provide a constructive description of Barabanov norms. Nevertheless, it turns out to be very effective in analyzing the growth of matrix products. In particular, it follows from the Barabanov theorem that for irreducible sets of matrices  $\mathcal{A}$ , for every finite sequence of indices  $\mathbf{i} = \{i_0, i_1, \dots, i_{n-1}\} \in \{0, \dots, m-1\}^n$ , in the Barabanov norm the inequality

$$\|A_{i_{n-1}} \cdots A_{i_1} A_{i_0}\| \leq \rho(\mathcal{A})^n$$

holds, and that there is an infinite sequence of indices  $\mathbf{i} = \{i_0, i_1, \dots\}$  such that for every  $n$  the equality

$$\|A_{i_{n-1}} \cdots A_{i_1} A_{i_0}\| = \rho(\mathcal{A})^n$$

holds. So for irreducible sets of matrices there are much stronger statements than inequalities (2) and (3).

The second question, *how to describe sets of indices  $\mathbf{i} = \{i_0, i_1, \dots, i_{n-1}\}$ , for which inequality (2) turns into equality when  $\varepsilon = 0$* , is much more complicated than the first. The answer is currently known either in trivial (and therefore theoretically uninteresting) situations or in some special and rather restrictive cases. The answer to this question (as of the current understanding of the core of the problem) is closely related to the concept of extremal trajectories of sets of matrices, which we briefly recall in the next section.

### 3 Extremal Trajectories

In stating the main facts of this section we shall, as in the preceding section, adhere to the works [27, 30, 31]. A detailed discussion of the problems and statements involved can also be found in [44].

The question of the growth rate of matrix products with factors from a certain set of matrices  $\mathcal{A}$  is closely related to a similar question of the growth rate of solutions of the difference equation

$$x_{n+1} = A_{i_n} x_n, \quad i_n \in \{0, \dots, m-1\}, \quad n \geq 0, \quad (5)$$

for all possible choices of index sequences  $\{i_n\}$  and initial values  $x_0$ . The solutions  $\{x_n\}$  of equation (5) will also be called the *trajectories* defined by the set of matrices  $\mathcal{A}$ , or simply the trajectories of the set of matrices  $\mathcal{A}$ . Since each element  $x_n$  of the trajectory  $\{x_n\}$  can be represented as

$$x_n = A_{i_{n-1}} \cdots A_{i_1} A_{i_0} x_0,$$

then due to (2)

$$\|x_n\| \leq \|A_{i_{n-1}} \cdots A_{i_1} A_{i_0}\| \|x_0\| \leq e^{(\rho(\mathcal{A})+\varepsilon)n} \|x_0\|$$

for all sufficiently large  $n$ .

A trajectory  $\{x_n\}$  of the set of matrices  $\mathcal{A}$  will be called *characteristic* [27, 30, 31], if there are such constants  $0 < c_1 \leq c_2 < \infty$ , for which

$$c_1 \rho^n(\mathcal{A}) \leq \|x_n\| \leq c_2 \rho^n(\mathcal{A}), \quad n = 0, 1, 2, \dots$$

In other words, by characteristic trajectories are meant those trajectories which, in the natural sense, are uniformly comparable to the sequence  $\{\rho^n(\mathcal{A})\}$  on the whole infinite interval  $n = 0, 1, 2, \dots$  of the variation of their indices. Note that the definition of the characteristic trajectory does not depend on the choice of the norm  $\|\cdot\|$  in the space  $\mathbb{R}^d$ .

An important special case of characteristic trajectories is the so-called extremal trajectories. A trajectory  $\{x_n\}$  of a collection of matrices  $\mathcal{A}$  will be called *extremal* if in some Barabanov norm  $\|\cdot\|$  it satisfies the identity

$$\rho^{-n}(\mathcal{A}) \|x_n\| \equiv \text{const}. \quad (6)$$

As mentioned in Section 2, there are Barabanov norms for any irreducible set of matrices. Then, for any irreducible set of matrices, there are also extreme trajectories and hence characteristic trajectories. For the proof, it suffices to construct the trajectory  $\{x_n\}$  of the set of matrices  $\mathcal{A} = \{A_0, \dots, A_{m-1}\}$ , satisfying the condition  $x_0 = x$ , recursively. Let the element  $x_n$  have already been formed. Then, according to the definition of the Barabanov norm, the equality

$$\rho(\mathcal{A}) \|x_n\| = \max \{\|A_0 x_n\|, \|A_1 x_n\|, \dots, \|A_{m-1} x_n\|\}$$

holds. Therefore, there exists such an index  $i_n$  that  $\rho(\mathcal{A}) \|x_n\| = \|A_{i_n} x_n\|$ , and for condition (6) to be satisfied, it suffices to define the element  $x_{n+1}$  by the equality  $x_{n+1} = A_{i_n} x_n$ .

Unlike the definition of a characteristic trajectory, the definition of an extremal trajectory depends on the choice of an extremal norm: a trajectory that is extremal in one norm may not be extremal in another norm. Nevertheless, for an irreducible set of matrices, there are always *universal extremal trajectories* in a certain sense, i.e., trajectories that are extremal with respect to any extremal norm: as shown in [31, Th. 3], any limit point of any characteristic trajectory

serves as the initial value of a trajectory that is automatically extremal in any Barabanov norm.

The description of extremal trajectories includes, besides the sequence  $\mathbf{x} = \{x_n\}$ , the index sequence  $\{i_n\}$ , which is used to obtain the trajectory  $\{x_n\}$  according to (5). In the following, we describe a construction that allows to define extremal trajectories as all possible trajectories of a multi-valued nonlinear dynamical system, thus dispensing with the explicit description of the index sequence  $\{i_n\}$ .

Let  $\rho = \rho(\mathcal{A})$ , and let  $\|\cdot\|$  be a Barabanov norm corresponding to the set of matrices  $\mathcal{A} = \{A_0, \dots, A_{m-1}\}$ . For each  $x \in \mathbb{R}^d$ , we define the mapping  $g(x)$  by

$$g(x) := \{w : \exists i \in \{0, \dots, m-1\} : w = A_i x, \text{ where } \|A_i x\| = \rho \|x\|\}. \quad (7)$$

By the definition of the Barabanov norm, for any  $x \in \mathbb{R}^d$ , the set  $g(x)$  is nonempty and consists of at most  $m$  elements. Note that every mapping  $g(x)$  has a closed graph and the identity

$$\|g(x)\| \equiv \rho \|x\| \quad (8)$$

holds for it.

Clearly, the sequence  $\mathbf{x} = \{x_n\}$  is an extremal trajectory of the set of matrices  $\mathcal{A}$  in the Barabanov norm  $\|\cdot\|$  if and only if it satisfies the inclusions

$$x_{n+1} \in g(x_n), \quad \forall n.$$

In other words, every trajectory of the multivalued mapping  $g(\cdot)$  turns out to be an extremal trajectory of the set of matrices  $\mathcal{A}$  in the Barabanov norm  $\|\cdot\|$ . This gives rise to call the map  $g(\cdot)$  a *generator of extremal trajectories*. Just like the Barabanov norm, the map  $g(\cdot)$  cannot be explicitly stated in the general case. Nevertheless, a sufficiently detailed description of the properties of generators of extremal trajectories can be obtained for two-element (i.e.,  $m = 2$ ) sets of nonnegative  $2 \times 2$  matrices. Let us describe the corresponding constructions in detail.

We fix in space  $\mathbb{R}^2$  a Barabanov norm  $\|\cdot\|$  corresponding to the set of matrices  $\mathcal{A} = \{A_0, A_1\}$ . Let us define the sets

$$X_0 = \{x : \|A_0 x\| = \rho \|x\|\}, \quad X_1 = \{x : \|A_1 x\| = \rho \|x\|\}. \quad (9)$$

Each of these sets is closed, conic (i.e., it contains, together with the vector  $x \neq 0$ , each vector of the form  $tx$ , where  $t \geq 0$ ), and by the definition of the Barabanov norm  $X_0 \cup X_1 = \mathbb{R}^2$ . In this case, the generator of extremal trajectories  $g(\cdot)$  (see 7) in the norm  $\|\cdot\|$  takes the form

$$g(x) = \begin{cases} A_0 x & \text{for } x \in X_0 \setminus X_1, \\ A_1 x & \text{for } x \in X_1 \setminus X_0, \\ \{A_0 x, A_1 x\} & \text{for } x \in X_0 \cap X_1. \end{cases} \quad (10)$$

Let us examine more closely the structure of the mapping  $g(\cdot)$ . Let  $(r, \varphi)$  be the polar coordinates of the vector  $x \in \mathbb{R}^2$ . We denote by  $\Omega_0$  and  $\Omega_1$  the angular projections of the conic sets  $X_0$  and  $X_1$ , respectively. As mentioned above (see (8)), the mapping  $g(\cdot)$  satisfies the identity  $\|g(x)\| \equiv \|x\|$ . Thus, in

the polar coordinate system  $(r, \varphi)$ , the mapping  $g$  has the form of a mapping with separable variables

$$g : (r, \varphi) \mapsto (\rho r, \Phi(\varphi)), \quad (11)$$

where  $\rho = \rho(\mathcal{A})$  and

$$\Phi(\varphi) = \begin{cases} \Phi_0(\varphi) & \text{for } \varphi \in \Omega_0, \\ \Phi_1(\varphi) & \text{for } \varphi \in \Omega_1, \\ \{\Phi_0(\theta), \Phi_1(\theta)\} & \text{for } \varphi \in \Omega_0 \cap \Omega_1. \end{cases} \quad (12)$$

Here the functions  $\Phi_0(\varphi)$  and  $\Phi_1(\varphi)$  are explicitly defined as the angular coordinates of the mappings  $A_0x$  and  $A_1x$ , when  $x = (r, \varphi)$  in polar coordinates.

The angular coordinate  $\varphi$  characterizes the direction of the vector  $x = (r, \varphi)$ . Accordingly, it is natural to interpret  $\Phi(\varphi)$ ,  $\varphi \in [0, 2\pi)$ , as a *direction function* or *angular function* of the generator of extremal trajectories  $g(\cdot)$ . Note also that the function  $\Phi(\varphi)$ , while  $2\pi$ -periodic, is in general not continuous. And since it is obtained as a result of taking the angular coordinates of linear mappings, its value modulo  $\pi$ , the function

$$\tilde{\Phi}(\varphi) = \Phi(\varphi) \bmod \pi, \quad \varphi \in [0, \pi), \quad (13)$$

is a  $\pi$ -periodic function.

From the definition (7) of the function  $g(\cdot)$  and its representation in the form (11) we obtain the following description of extremal trajectories [31, Lemma 6].

**Proposition 1.** *The nonzero trajectory  $\{x_n\}$  is extremal for the set of  $2 \times 2$  matrices  $\mathcal{A} = \{A_0, A_1\}$  in the Barabanov norm  $\|\cdot\|$  if and only if its elements in the polar coordinate system  $(r, \varphi)$  are representable as  $x_n = (\rho^n r_0, \varphi_n)$ , where  $\rho$  is the joint/generalized spectral radius of the set of matrices  $\mathcal{A}$ , and  $\{\varphi_n\}$  is the trajectory of the multivalued mapping  $\Phi(\cdot)$ , i.e.*

$$\varphi_{n+1} \in \Phi(\varphi_n), \quad n = 0, 1, \dots .$$

Moreover, the trajectory  $\{x_n\}$  satisfies the equations

$$x_{n+1} = A_{i_n} x_n, \quad n = 0, 1, \dots ,$$

with some index sequence  $\{i_n\}$  if and only if the trajectory  $\{\varphi_n\}$  satisfies the equations

$$\varphi_{n+1} = \Phi_{i_n}(\varphi_n), \quad n = 0, 1, \dots ,$$

or, which is equivalent, when the trajectory  $\{\tilde{\varphi}_n\}$  with elements

$$\tilde{\varphi}_n = \varphi_n \bmod \pi, \quad n = 0, 1, \dots ,$$

satisfies the equations

$$\tilde{\varphi}_{n+1} = \tilde{\Phi}_{i_n}(\tilde{\varphi}), \quad n = 0, 1, \dots .$$

## 4 A Pair of Nonnegative Matrices

Despite the fact that we are usually not explicitly aware of the Barabanov norm  $\|\cdot\|$ , the angular function  $\Phi(\varphi)$  of the generator of extremal trajectories  $g(\cdot)$  turns out to be defined in some cases "unique enough". In this context, we recall some constructions and results from [30, 31] developed to construct one of the counterexamples to the so-called Finiteness Conjecture [12, 16, 38].

Consider the set of matrices  $\mathcal{A} = \{A_0, A_1\}$ , where

$$A_0 = \alpha \begin{bmatrix} a & b \\ 0 & 1 \end{bmatrix}, \quad A_1 = \beta \begin{bmatrix} 1 & 0 \\ c & d \end{bmatrix}. \quad (14)$$

For this set of matrices in [30, 31] it was possible to perform a sufficiently detailed analysis of the structure of the extremal trajectories under the additional assumptions that  $\alpha, \beta > 0$  and

$$bc \geq 1 \geq a, d > 0.$$

An example of the corresponding Barabanov norm, one of the extremal trajectories, and the corresponding angular function  $\tilde{\Phi}(\varphi)$  for the case

$$\alpha = 0.576, \quad \beta = 0.8, \quad a = d = 0.9, \quad b = 1.1, \quad c = 1, \quad (15)$$

is shown in Fig. 1.

Numerical analysis using a program that differs from `barnorm-rot.py` given in the appendix only in specifying the elements of the matrices  $A_0$  and  $A_1$  shows that in this case  $\rho(\mathcal{A}) \approx 1.098668$ , and the index sequence  $\{i_n\}$  of the extremal trajectory shown in Fig. 1a has the form<sup>2</sup>

$$\{i_n\} = 10110110101101101101101101101101101101101101101101101101101101 \dots, \quad (16)$$

where on sufficiently large segments (words) of the sequence  $\{i_n\}$  of length 10000, the symbol **0** occurs with frequency  $\approx 0.364$ , and the symbol **1** occurs with frequency  $\approx 0.636$ .

In this case, the fact that both matrices  $A_0$  and  $A_1$  are nonnegative and therefore leave the first quadrant in  $\mathbb{R}^2$  invariant proved to be of fundamental importance for the study of the structure of extremal trajectories carried out in [30, 31]. The latter fact is reflected in the observation that the angular function  $\tilde{\Phi}(\varphi)$  in this case maps the segment  $[0, \frac{\pi}{2})$  into itself, which greatly simplifies the study of its trajectories  $\{\tilde{\varphi}_n\}$ . In particular, it was proved in [30, 31] that the restrictions of the sets  $\Omega_0$  and  $\Omega_1$  in (12) on  $[0, \frac{\pi}{2})$  are segments with a single common point  $\omega_0$ . As numerical calculations show, in the case (15) we are considering, these sets are as follows:

$$\Omega_0 \cap [0, \frac{\pi}{2}) = [\omega_0, \frac{\pi}{2}), \quad \Omega_1 \cap [0, \frac{\pi}{2}) = [0, \omega_0).$$

Accordingly, the function  $\tilde{\Phi}(\varphi)$  in our case has only one discontinuity point  $\omega_0$  on the segment  $[0, \frac{\pi}{2})$ , see Fig. 2.

---

<sup>2</sup>In the theory of symbolic sequences, it is customary to write the elements of the corresponding sequences in a row without intermediate separators.



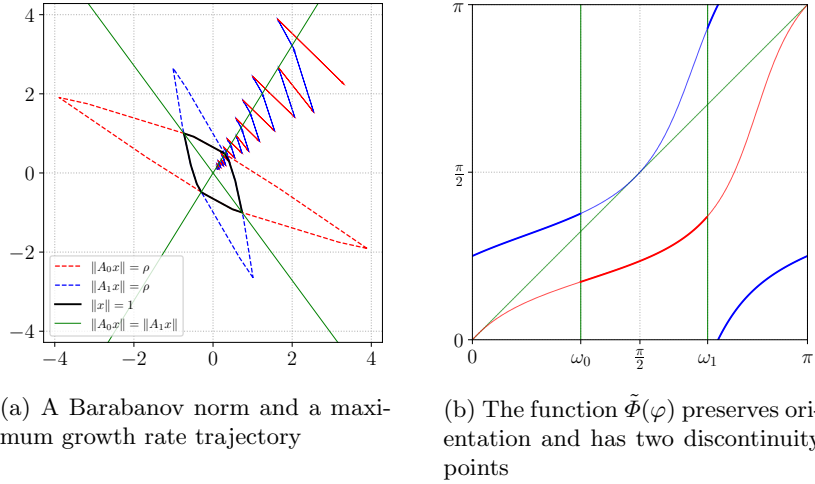


Figure 1: A Barabanov norm and the angular function for the set of matrices (14), where  $\alpha = 0.576$ ,  $\beta = 0.8$ ,  $a = d = 0.9$ ,  $b = 1.1$ ,  $c = 1$

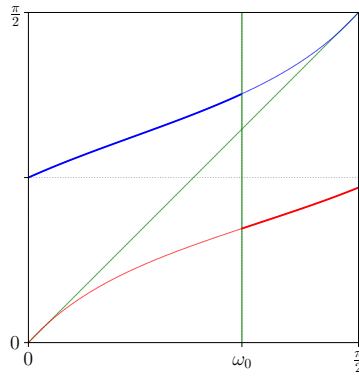


Figure 2: The angular function  $\tilde{\Phi}(\varphi)$ ,  $\varphi \in [0, \frac{\pi}{2}]$ , for the set of matrices (14)

If we treat  $\varphi \in [0, \frac{\pi}{2}]$  as an angular coordinate on a circle of length  $\frac{\pi}{2}$ , we can take  $\tilde{\Phi}(\varphi)$  as an orientation-preserving<sup>3</sup> mapping of the corresponding circle into itself, see [30, 31] for details. In this case, as shown in [30, 31], the index sequence  $\{i_n\}$  of each trajectory  $\tilde{\varphi}_n$  of the mapping  $\tilde{\Phi}$  turns out to be either periodic or the so-called *Sturmian* (see, e.g., [22, Ch. 6], [39, Ch. 2]).

At present there are several definitions of the Sturmian sequences. Let us restrict ourselves to one of them: let  $\{\varphi_n\}$  be a trajectory running on a circle of length 1 (or, equivalently, on the interval  $[0, 1)$ ) through the rotation map

$$\varphi_{n+1} = \varphi_n + \theta \bmod 1, \quad (17)$$

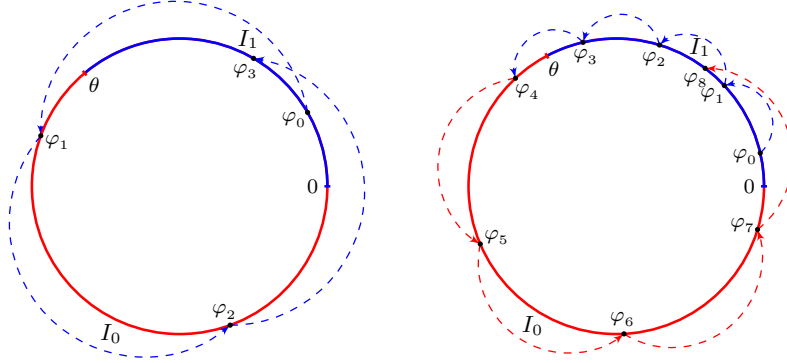
where  $\theta$  is an irrational number. We associate the index sequence  $\{i_n\}$  with this

<sup>3</sup>The mapping  $f(\varphi)$  of a circle into itself is called *orientation-preserving* if for any triple of points  $\varphi_0, \varphi_1, \varphi_2$  on the circle the order of these points in going round the circle in any direction agrees with the order of their images  $f(\varphi_0), f(\varphi_1), f(\varphi_2)$  when going around the circle in the same direction.

trajectory and set (see Fig. 3a)

$$i_n = \begin{cases} 0, & \text{if } \varphi_n \in I_0 := [\theta, 1), \\ 1, & \text{if } \varphi_n \in I_1 := [0, \theta). \end{cases} \quad (18)$$

Then the resulting (non-periodic) sequence  $\{i_n\}$  is the so-called Sturmian sequence formed by the symbol pair  $\{0, 1\}$ .



(a) Rotation by the angle  $\theta$  equal to the length of the arc  $I_1$

(b) Double rotation: each of the arcs  $I_0$  and  $I_1$  is rotated by its own angle

Figure 3: Regular and double rotation of a circle

One of the properties of the Sturmian sequences is the following fact [22, Lemma 6.1.3]:

**Proposition 2.** *In any Sturmian sequence consisting of two characters  $\{0, 1\}$ , exactly one of the symbol sequences (words) **00** or **11** does not occur.*

This property holds (with some reservations) also in the case where the index sequences are determined by the rotations of the circle (17) around the rational angle  $\theta$ .

We also note that the characteristic property of Sturmian sequences  $\mathbf{i} = \{i_0, i_1, \dots, i_{n-1}\}$  is that for them the identity

$$p(n, \mathbf{i}) \equiv n + 1 \quad (19)$$

holds, where  $p(n, \mathbf{i})$  is the so-called *subword complexity function* (see, e.g. [39, Sec. 1.2.2], [22, Sec. 5.1.3], [9, Sec. 6]), defined as the number of distinct words of length  $n$  in the sequence  $\mathbf{i}$ .

For illustration, note that *the Sturmian index sequence (16) does not contain the symbol sequence (word) 00.*

## 5 A Pair of Matrices Similar to Plane Rotations

The overwhelming majority of the facts presented in this section are based on computational experiments and have no theoretical basis at this time. Therefore, this section should be considered as a set of questions (with accompanying comments) for further investigation.

As mentioned in Section 4, previous studies [12, 16, 30, 31, 38] for matrix sets (14) consisting of nonnegative matrices of a special form have provided some clarity on the structure of index sequences that yield the maximal growth rate of matrix product norms. For this reason, in this section we focus on considering less studied matrix sets, namely sets consisting of nonnegative matrices.

Our goal in this section is to give an example of matrix sets  $\mathcal{A} = \{A_0, A_1\}$  consisting of a pair of matrices of dimension  $2 \times 2$ , in which the sequences of indices  $\{i_j\}$  maximizing  $\|A_{i_n} \cdots A_{i_1} A_{i_0} x\|$ , where  $\|\cdot\|$  is a Barabanov norm, **are not Sturmian!** One of the simplest types of this kind of matrix sets is the set of matrices  $\mathcal{A} = \{A_0, A_1\}$ , where

$$A_0 = \begin{bmatrix} \cos \theta_0 & -\sin \theta_0 \\ \sin \theta_0 & \cos \theta_0 \end{bmatrix}, \quad A_1 = \begin{bmatrix} \cos \theta_1 & -\lambda \sin \theta_1 \\ \frac{1}{\lambda} \sin \theta_1 & \cos \theta_1 \end{bmatrix}. \quad (20)$$

Next, we consider the sets of matrices  $\mathcal{A} = \{A_0, A_1\}$ , defined by the following parameters:

$$\begin{aligned} \text{Case 1 : } & \theta_0 = 0.4, & \theta_1 = 0.8, & \lambda = 0.75, \\ \text{Case 2 : } & \theta_0 \approx 0.6151, & \theta_1 = 0.8, & \lambda = 0.75, \\ \text{Case 3 : } & \theta_0 = 0.7, & \theta_1 = 0.8, & \lambda = 0.75. \end{aligned}$$

For the approximate construction of the Barabanov norms of the considered sets of matrices  $\mathcal{A}$  (and for the visualization of their unit spheres), we have a slight modification of the max-relaxation algorithms from [32, 34, 36]. The modification compared to the software implementation of the corresponding algorithms described in [35] was that convex centrally symmetric polygons were chosen as unit spheres with norms approximating the Barabanov norm. The advantage of this approach over the approach of [35] is that when linear transformations are applied, the unit spheres of norms  $\|A_0 x\|$  and  $\|A_1 x\|$  are again convex centrally symmetric polygons. Using the package `shapely` of the language `Python`, we can thus iteratively compute the norm  $\max\{\|A_0 x\|, \|A_1 x\|\}$  without losing precision at each iteration.

The code in the appendix allows not only to visualize approximately the shape of the unit sphere of the Barabanov norm, but also to show examples of iterations  $x_{n+1} = A_{i_n} x_n$  where the maximum growth rate of the Barabanov norm of  $\|x_n\|$  is reached. It also approximately finds the angular function  $\tilde{\Phi}(\varphi)$  (see (13)) of the matrix set  $\mathcal{A}$ , whose iterations allow the computation of the angular coordinates  $\tilde{\varphi}_n$  of the corresponding vectors  $x_n$ , without computing their norms!

In Figs. 4a, 5a and 6a the black solid line shows the unit spheres of the computed Barabanov norms for Cases 1–3, i.e. the set of those elements  $x \in \mathbb{R}^2$  for which  $\|x\| = 1$  holds. The red and blue dashed lines denote the sets of those elements  $x \in \mathbb{R}^2$  for which  $\|A_0 x\| = \rho$  and  $\|A_1 x\| = \rho$ , respectively, where  $\rho$  is the joint/generalized spectral radius of the collection of matrices  $\mathcal{A}$ . The sections of the trajectories with the maximum growth rate in the norm  $\|\cdot\|$ , formed by applying the matrices  $A_0$  and  $A_1$ , are also marked in red and blue, respectively.

As can be seen in Figs. 4a, 5a and 6a, in all three cases the set  $X_0 \cap X_1$  (see definitions in (9), (10)) turns out to be the union of two lines passing through the origin (marked in green). In this context, the following question arises.

**Question 1.** For the case of a pair of nonnegative matrices (14), the statement that the part of the set  $X_0 \cap X_1$  passing through the first and third quadrants is a straight line is strictly justified in [30, 31]. We are not aware of such a proof for the sets of matrices (20) considered in this section. The question arises: **is the set  $X_0 \cap X_1$  in this case always the union of two straight lines? And why only of two?**  $\square$

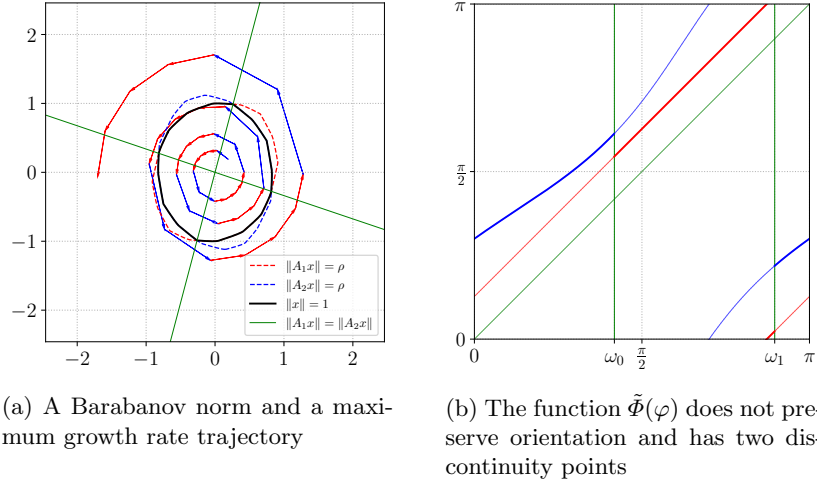


Figure 4: A Barabanov norm and the angular function: Case 1

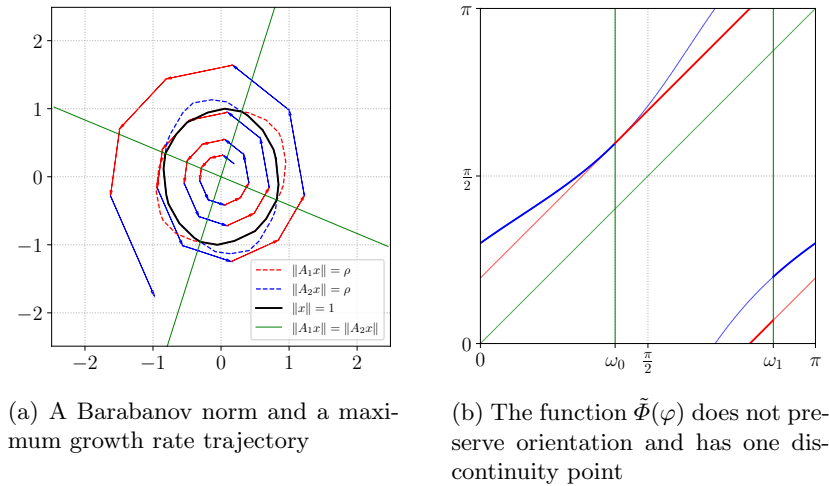


Figure 5: A Barabanov norm and the angular function: Case 2

From Figs. 4a, 5a and 6a it is evident (and it was calculated with the program from the appendix) that the index sequences of the trajectories with the

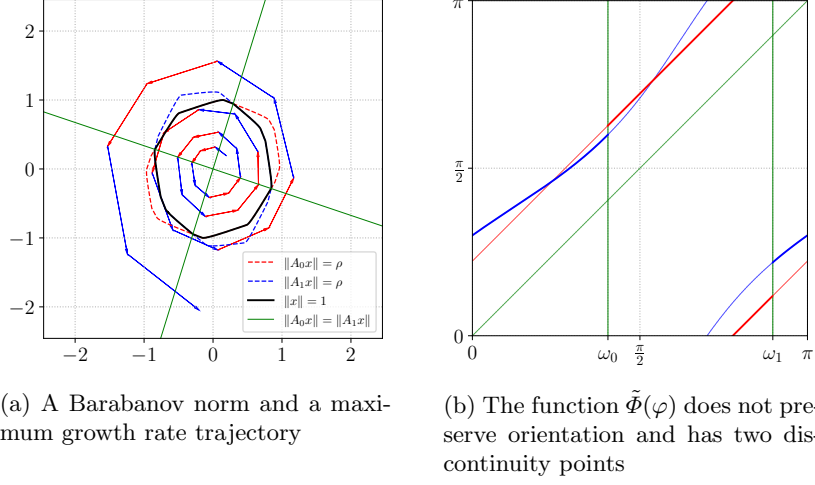


Figure 6: A Barabanov norm and the angular function: Case 3

maximum growth rate in the Barabanov norm, for Cases 1–3, are as follows:

$$\begin{aligned} \{i_n\} &= 10000110000110000110001100001100001100001100001100\dots, \\ \{i_n\} &= 10001100110001100110001100110001100110001100110001\dots, \\ \{i_n\} &= 100110011001100011001100110011001100110011001100011001\dots \end{aligned}$$

These sequences contain both the **00** symbol sets and the **11** symbol sets. By Proposition 2, the following fundamentally important conclusion follows.

**Proposition 3.** *In the cases of pairs of matrices (20), similar to plane rotations, the index sequences of trajectories with the maximal growth rate in the Barabanov norm **are not Sturmian**.*

Let us turn to a more detailed analysis of the obtained results of numerical simulation.

**Case 1.** As can be seen from Fig. 4b, in Case 1 the angular function  $\tilde{\Phi}(\varphi)$ , considered as a mapping of the circle into itself, **does not preserve orientation**. In particular, this situation resembles the behavior of the so-called *double rotations* [4, 19, 46], defined by the equation

$$f_{\theta_1, \theta_2, \theta}(\varphi) = \begin{cases} \varphi + \theta_1 \bmod 1 & \text{for } x \in [0, \theta), \\ \varphi + \theta_2 \bmod 1 & \text{for } x \in [\theta, 1), \end{cases} \quad (21)$$

where  $(\theta_1, \theta_2, \theta) \in [0, 1) \times [0, 1) \times [0, 1)$  are some parameters (see the example in Fig. 3b).

The mappings  $\tilde{\Phi}(\varphi)$  and  $f_{\theta_1, \theta_2, \theta}(\varphi)$  are related by the fact that both are not continuous and do not preserve orientation on a circle but their action is determined by some “rotations” on two continuity intervals of the mappings. The difference between the angular function  $\tilde{\Phi}(\varphi)$  from the double rotations of the circle  $f_{\theta_1, \theta_2, \theta}(\varphi)$  is that for the first of these mappings, the rotation angles

are not constant, while in the case of the mapping  $f_{\theta_1, \theta_2, \theta}(\varphi)$ , the rotation angles are constant for each of the intervals  $[0, \theta)$  and  $[\theta, 1)$ . Double rotations of the circle are thus somewhat easier to study, and some progress has been made recently in their analysis [4, 19, 46].

**Question 2.** Is it possible (by analogy with the case of the angular function  $\tilde{\Phi}(\varphi)$  for the set of nonnegative matrices (14)) for the angular function  $\tilde{\Phi}(\varphi)$ , arising in Case 1, select parameters  $\theta_1, \theta_2, \theta$  such that the corresponding index sequences for the mapping  $\tilde{\Phi}(\varphi)$  would match the index sequences for the mapping  $f(\theta_1, \theta_2, \theta)(\varphi)$ ?  $\square$

A positive answer to this question does not seem very likely. As a first step to clarify the situation, it would be possible to compare the frequencies of occurrence of the symbols  $\mathbf{0}$  and  $\mathbf{1}$ , as well as groups of consecutive identical symbols  $\mathbf{00}\dots\mathbf{0}$  and  $\mathbf{11}\dots\mathbf{1}$  in index sequences for the mappings  $\tilde{\Phi}(\varphi)$  and  $f(\theta_1, \theta_2, \theta)(\varphi)$ . Perhaps a negative answer to the question 2 could have been obtained already at this stage.

**Question 3.** Again by analogy with the case of the angular function  $\tilde{\Phi}(\varphi)$  for the set of matrices (14): For the angular function  $\tilde{\Phi}(\varphi)$  occurring in Case 1, are there limit frequencies for the occurrence of the symbols  $\mathbf{0}$  and  $\mathbf{1}$  in index sequences  $\{i_n\}$ ? If the answer is yes, do these frequencies depend on a particular index sequence or not (as in the case of the angular function  $\tilde{\Phi}(\varphi)$  for the matrix set (14))?  $\square$

**Question 4.** If Question 3 is answered in the affirmative, then are the limiting frequencies of occurrence of the symbols  $\mathbf{0}$  and  $\mathbf{1}$  in the index sequences  $\{i_n\}$  for the angular function  $\tilde{\Phi}(\varphi)$  dependent on a particular index sequence or not (as in the case of the angular function  $\tilde{\Phi}(\varphi)$  for a set of matrices (14))?  $\square$

In answering Question 4, it might be fruitful to consider orientation-preserving (both continuous and discontinuous) mappings of the circle [1–3, 40, 41]. Unfortunately, the lack of the orientation preserving property makes the analysis of the mappings of the circle much more difficult. Instead of characterizing the “mean rotation angle” in such mappings by the so-called “rotation number” (a standard tool when working with orientation-preserving circle mappings), the concept of a “rotation interval” emerges in non-orientation-preserving circle mappings [1, 3, 40, 41]. The latter may be crucial for answering the question about the dependence of the frequency of occurrence of symbols in the index sequence on this sequence. Note, however, that in our numerical experiments the dependence of the frequency characteristics on the trajectory was not observed.

**Cases 2 and 3.** In these cases the angular function  $\tilde{\Phi}(\varphi)$ , considered as a mapping of the circle into itself, **preserves orientation**. In Case 2 it has one discontinuity point and in Case 3 two. Therefore [27, 30, 31] for the mapping  $\tilde{\Phi}(\varphi)$  in these cases is defined the so-called *rotation number*  $\varkappa(\tilde{\Phi})$ , which characterizes the “mean rotation angle” performed by this mapping.

In the case where the function  $\tilde{\Phi}(\varphi)$  is an angular function (11) generated by the pair of nonnegative matrices (14), the rotation number  $\varkappa(\tilde{\Phi})$  coincides with the frequency of hitting the trajectory elements

$$x_{n+1} = A_{i_n} x_n, \quad n = 0, 1, \dots,$$

into the set  $X_0$ , and hence with the frequency of occurrence of the symbol  $\mathbf{0}$  in the corresponding index sequence.

**Question 5.** In Cases 2 and 3, as mentioned above, a rotation number is also defined for the mapping  $\tilde{\Phi}(\varphi)$ . However, whether this implies the existence of limiting frequencies for the occurrence of the symbols  $\mathbf{0}$  and  $\mathbf{1}$  in the index sequences  $\{i_n\}$  for the angular function  $\tilde{\Phi}(\varphi)$  remains unclear!  $\square$

Externally, the behavior of the mapping  $\tilde{\Phi}(\varphi)$ , considered as a mapping of a circle, resembles the behavior of the mapping of a circle (17) in Cases 2 and 3:

$$\varphi_{n+1} = \varphi_n + \theta \bmod 1, \quad (22)$$

with the difference that this time the index sequence  $\{i_n\}$  is not calculated using formula (18), but as follows:

$$i_n = \begin{cases} 0, & \text{if } \varphi_n \in I_0 := [\theta_0, 1), \\ 1, & \text{if } \varphi_n \in I_1 := [0, \theta_0), \end{cases} \quad (23)$$

where the length of the interval  $I_1$  is generally different from the angle of rotation:  $\theta_0 \neq \theta$ . As shown in [10], the behavior of the index sequence (23) can be expressed in terms of a pair of Sturmian sequences generated by rotation through angle  $\theta$ .

A question similar to that of 2 may be asked here.

**Question 6.** For the angular function  $\tilde{\Phi}(\varphi)$  occurring in Cases 2 and 3, is it possible to choose the parameters  $\theta_0$  and  $\theta$  such that the corresponding index sequences for  $\tilde{\Phi}(\varphi)$  coincide with the index sequences (23) for the rotation mapping (22)?  $\square$

As in the case of Question 2, a positive answer to this question does not seem very likely. Here, as a first step to clarify the situation, one might compare the frequencies of occurrence of the symbols  $\mathbf{0}$  and  $\mathbf{1}$  as well as groups of consecutive identical symbols  $\mathbf{00} \dots \mathbf{0}$  and  $\mathbf{11} \dots \mathbf{1}$  in index sequences for the mappings  $\tilde{\Phi}(\varphi)$  and (22)–(23). Note, however, that in this case (unlike the situation described in the discussion of Question 4) the computation of the frequency characteristics of the index sequences (23) can be performed theoretically.

## 6 Conclusion

The paper presents the results of a numerical simulation of the fastest growing (in the Barabanov norm) trajectories generated by sets of  $2 \times 2$  matrices. The results obtained indicate that under certain conditions the maximum growth rate can be achieved on trajectories with non-Sturmian sequences of indices, which fundamentally distinguishes these situations from theoretical studies in the theory of joint/generalized spectral radius.

Section 5 presents the results of the numerical simulations and formulates a number of open questions. In particular, it would be interesting to compare the complexity functions  $p(n, \mathbf{i})$  of the index sequences  $\mathbf{i} = \{i_n\}$  of the mappings  $\tilde{\Phi}(\varphi)$  with the complexity functions of the index sequences of the “test” circle mappings (21) and (22)–(23). This question seems all the more interesting

because, unlike Sturmian sequences for which the growth rate of the function  $p(n, \mathbf{i})$  is linear (see (19)), for sequences generated by the double rotation mappings (22)–(23), the growth rate of the complexity function can be superlinear:  $p(n, \mathbf{i}) \sim n^\gamma$ , where  $\gamma > 1$  [19].

Since the bulk of the results presented above are numerical in nature, this paper should not be considered a full-fledged theoretical study but rather a plan for further research on the subject.

## References

- [1] L. Alsedà and J. M. Moreno, *On the rotation sets for non-continuous circle maps*, Acta Math. Univ. Comenian. (N.S.) **69** (2000), no. 1, 115–125. MR 1796792. Zbl 0967.37025.
- [2] L. Alsedà and F. Mañosas, *Kneading theory for a family of circle maps with one discontinuity*, Acta Math. Univ. Comenian. (N.S.) **65** (1996), no. 1, 11–22. MR 1422291. Zbl 0863.34046.
- [3] L. Alsedà and F. Mañosas, *Kneading theory and rotation intervals for a class of circle maps of degree one*, Nonlinearity **3** (1990), no. 2, 413–452, URL <https://iopscience.iop.org/article/10.1088/0951-7715/3/2/008>. MR 1054582. Zbl 0735.54026.
- [4] M. Artigiani, C. Fougeron, P. Hubert, and A. Skripchenko, *A note on double rotations of infinite type*, ArXiv.org e-Print archive, February 2021, arXiv:2102.11803.
- [5] N. E. Barabanov, *Lyapunov indicator of discrete inclusions. I*, Autom. Remote Control **49** (1988), no. 2, 152–157. MR 940263. Zbl 0665.93043.
- [6] N. E. Barabanov, *The Lyapunov indicator of discrete inclusions. II*, Autom. Remote Control **49** (1988), no. 3, 283–287. MR 943889. Zbl 0665.93044.
- [7] N. E. Barabanov, *The Lyapunov indicator of discrete inclusions. III*, Autom. Remote Control **49** (1988), no. 5, 558–565. MR 952665. Zbl 0665.93045.
- [8] M. A. Berger and Y. Wang, *Bounded semigroups of matrices*, Linear Algebra Appl. **166** (1992), 21–27, doi:10.1016/0024-3795(92)90267-E. MR 1152485. Zbl 0818.15006.
- [9] J. Berstel and J. Karhumäki, *Combinatorics on words—a tutorial*, Bull. Eur. Assoc. Theor. Comput. Sci. EATCS (2003), no. 79, 178–228, doi:10.1142/9789812562494\_0059. MR 1965433. Zbl 1065.68078.
- [10] J. Berstel and L. Vuillon, *Coding rotations on intervals*, Theoret. Comput. Sci. **281** (2002), no. 1–2, 99–107, doi:10.1016/S0304-3975(02)00009-9, arXiv:math/0106217. MR 1909570. Zbl 0997.68094.
- [11] V. D. Blondel and V. Canterini, *Undecidable problems for probabilistic automata of fixed dimension*, Theory Comput. Syst. **36** (2003), no. 3, 231–245, doi:10.1007/s00224-003-1061-2. MR 1962327. Zbl 1039.68061.



- [12] V. D. Blondel, J. Theys, and A. A. Vladimirov, *An elementary counterexample to the finiteness conjecture*, SIAM J. Matrix Anal. Appl. **24** (2003), no. 4, 963–970 (electronic), doi:10.1137/S0895479801397846. MR 2003315. Zbl 1043.15007.
- [13] V. D. Blondel and J. N. Tsitsiklis, *When is a pair of matrices mortal?*, Inform. Process. Lett. **63** (1997), no. 5, 283–286, doi:10.1016/S0020-0190(97)00123-3. MR 1475343. Zbl 1337.68123.
- [14] V. D. Blondel and J. N. Tsitsiklis, *The boundedness of all products of a pair of matrices is undecidable*, Systems Control Lett. **41** (2000), no. 2, 135–140, doi:10.1016/S0167-6911(00)00049-9. MR 1831027. Zbl 0985.93042.
- [15] V. D. Blondel and J. N. Tsitsiklis, *A survey of computational complexity results in systems and control*, Automatica J. IFAC **36** (2000), no. 9, 1249–1274, doi:10.1016/S0005-1098(00)00050-9. MR 1834719. Zbl 0989.93006.
- [16] T. Bousch and J. Mairesse, *Asymptotic height optimization for topical IFS, Tetris heaps, and the finiteness conjecture*, J. Amer. Math. Soc. **15** (2002), no. 1, 77–111 (electronic), doi:10.1090/S0894-0347-01-00378-2. MR 1862798. Zbl 1057.49007.
- [17] R. K. Brayton and C. H. Tong, *Constructive stability and asymptotic stability of dynamical systems*, IEEE Trans. Circuits Syst. **27** (1980), no. 11, 1121–1130, doi:10.1109/TCS.1980.1084749. MR 594156. Zbl 0458.93047.
- [18] R. K. Brayton and C. H. Tong, *Stability of dynamical systems: a constructive approach*, IEEE Trans. Circuits Syst. **26** (1979), no. 4, 224–234, doi:10.1109/TCS.1979.1084637. MR 525235. Zbl 0413.93048.
- [19] G. Clack, *Double rotations*, Ph.D. thesis, Department of mathematics, University of Surrey (United Kingdom), 2013, URL <https://openresearch.surrey.ac.uk/esploro/outputs/doctoral/Double-Rotations/99511546402346>.
- [20] I. Daubechies and J. C. Lagarias, *Sets of matrices all infinite products of which converge*, Linear Algebra Appl. **161** (1992), 227–263, doi:10.1016/0024-3795(92)90012-Y. MR 1142737. Zbl 0746.15015.
- [21] I. Daubechies and J. C. Lagarias, *Corrigendum/addendum to: “Sets of matrices all infinite products of which converge” [Linear Algebra Appl. **161** (1992), 227–263; MR1142737 (93f:15006)]*, Linear Algebra Appl. **327** (2001), no. 1-3, 69–83, doi:10.1016/S0024-3795(00)00314-1. MR 1823340. Zbl 0978.15024.
- [22] N. P. Fogg, *Substitutions in dynamics, arithmetics and combinatorics*, Lecture Notes in Mathematics, vol. 1794, Springer-Verlag, Berlin, 2002, edited by V. Berthé, S. Ferenczi, C. Mauduit and A. Siegel, doi:10.1007/b13861. MR 1970385. Zbl 1014.11015.
- [23] I. Gelfand, *Normierte Ringe*, Rec. Math. [Mat. Sbornik] N. S. **9 (51)** (1941), 3–24. MR 0004726. Zbl 67.0406.02.

- [24] R. A. Horn and C. R. Johnson, *Matrix analysis*, Cambridge University Press, Cambridge, 1985, doi:10.1017/CB09780511810817. MR 832183. Zbl 0576.15001.
- [25] R. Jungers, *The joint spectral radius*, Lecture Notes in Control and Information Sciences, vol. 385, Springer-Verlag, Berlin, 2009, Theory and applications, doi:10.1007/978-3-540-95980-9. MR 2507938.
- [26] R. M. Jungers, V. Protasov, and V. D. Blondel, *Efficient algorithms for deciding the type of growth of products of integer matrices*, Linear Algebra Appl. **428** (2008), no. 10, 2296–2311, doi:10.1016/j.laa.2007.08.001. MR 2405246. Zbl 1145.65030.
- [27] V. Kozyakin, *A dynamical systems construction of a counterexample to the finiteness conjecture*, Proceedings of the 44th IEEE Conference on Decision and Control, 2005 and 2005 European Control Conference. CDC-ECC'05., 2005, pp. 2338–2343, doi:10.1109/CDC.2005.1582511.
- [28] V. S. Kozyakin, *Algebraic unsolvability of problem of absolute stability of desynchronized systems*, Autom. Remote Control **51** (1990), no. 6, 754–759. MR 1071607. Zbl 0737.93056.
- [29] V. S. Kozyakin, *Indefinability in o-minimal structures of finite sets of matrices whose infinite products converge and are bounded or unbounded*, Autom. Remote Control **64** (2003), no. 9, 1386–1400, doi:10.1023/A:1026091717271. MR 2090805. Zbl 1078.93017.
- [30] V. S. Kozyakin, *Rotation numbers of discontinuous orientation-preserving circle maps revisited*, Information Processes **5** (2005), no. 4, 301–335, URL <http://www.jip.ru/2005/283-300.pdf>.
- [31] V. S. Kozyakin, *Structure of extremal trajectories of discrete linear systems and the finiteness conjecture*, Autom. Remote Control **68** (2007), no. 1, 174–209, doi:10.1134/S0005117906040171. Zbl 1195.93082.
- [32] V. S. Kozyakin, *On the computational aspects of the theory of joint spectral radius*, Dokl. Math. **80** (2009), no. 1, 487–491, doi:10.1134/S1064562409040097. MR 2573049. Zbl 1190.93035.
- [33] V. S. Kozyakin, *Algebraic unsolvability of problem of absolute stability of desynchronized systems revisited*, ArXiv.org e-Print archive, January 2013, arXiv:1301.5409.
- [34] V. Kozyakin, *Iterative building of Barabanov norms and computation of the joint spectral radius for matrix sets*, Discrete Contin. Dyn. Syst. Ser. B **14** (2010), no. 1, 143–158, doi:10.3934/dcdsb.2010.14.143, arXiv:0810.2154. MR 2644257. Zbl 1201.65067.
- [35] V. Kozyakin, *Max-Relaxation iteration procedure for building of Barabanov norms: Convergence and examples*, ArXiv.org e-Print archive, February 2010, arXiv:1002.3251.

- [36] V. Kozyakin, *A relaxation scheme for computation of the joint spectral radius of matrix sets*, J. Differ. Equations Appl. **17** (2011), no. 2, 185–201, doi:10.1080/10236198.2010.549008, arXiv:0810.4230. MR 2783343. Zbl 1214.65015.
- [37] V. Kozyakin, *An annotated bibliography on the convergence of matrix products and the theory of joint/generalized spectral radius*, Preprint, Institute for Information Transmission Problems, Moscow, December 2013, doi:10.13140/RG.2.1.4257.5040/1.
- [38] J. C. Lagarias and Y. Wang, *The finiteness conjecture for the generalized spectral radius of a set of matrices*, Linear Algebra Appl. **214** (1995), 17–42, doi:10.1016/0024-3795(93)00052-2. MR 1311628. Zbl 0818.15007.
- [39] M. Lothaire, *Algebraic combinatorics on words*, Encyclopedia of Mathematics and its Applications, vol. 90, Cambridge University Press, Cambridge, 2002, doi:10.1017/CB09781107326019. MR 1905123. Zbl 1221.68183.
- [40] M. Misiurewicz, *Rotation intervals for a class of maps of the real line into itself*, Ergodic Theory Dynam. Systems **6** (1986), no. 1, 117–132, doi:10.1017/S0143385700003321. MR 837979. Zbl 0615.54030.
- [41] M. Misiurewicz, *Rotation theory*, Scholarpedia **2** (2007), 3873, doi:10.4249/scholarpedia.3873.
- [42] B. E. Moision, A. Orbitsky, and P. H. Siegel, *Bounds on the rate of codes which forbid specified difference sequences*, Global Telecommunications Conference, 1999. GLOBECOM '99 (Rio de Janeiro), vol. 1b, 1999, pp. 878–882, doi:10.1109/GLOCOM.1999.830204.
- [43] B. E. Moision, A. Orbitsky, and P. H. Siegel, *On codes that avoid specified differences*, IEEE Trans. Inform. Theory **47** (2001), no. 1, 433–442, doi:10.1109/18.904557. MR 1820392. Zbl 0998.94563.
- [44] V. Yu. Protasov, *The Barabanov norm is generically unique, simple, and easily computed*, ArXiv.org e-Print archive, September 2021, arXiv:2109.12159.
- [45] G.-C. Rota and G. Strang, *A note on the joint spectral radius*, Nederl. Akad. Wetensch. Proc. Ser. A 63 = Indag. Math. **22** (1960), 379–381, doi:10.1016/S1385-7258(60)50046-1. MR 0147922. Zbl 0095.09701.
- [46] H. Suzuki, S. Ito, and K. Aihara, *Double rotations*, Discrete Contin. Dyn. Syst. **13** (2005), no. 2, 515–532, doi:10.3934/dcds.2005.13.515. MR 2152403. Zbl 1078.37033.
- [47] J. Theys, *Joint spectral radius: Theory and approximations*, Ph.D. thesis, Faculté des sciences appliquées, Département d'ingénierie mathématique, Center for Systems Engineering and Applied Mechanics, Université Catholique de Louvain, May 2005, URL <https://dial.uclouvain.be/pr/boreal/object/boreal:5161>.

- [48] J. N. Tsitsiklis and V. D. Blondel, *The Lyapunov exponent and joint spectral radius of pairs of matrices are hard — when not impossible — to compute and to approximate*, Math. Control Signals Systems **10** (1997), no. 1, 31–40, doi:10.1007/BF01219774. MR 1462278. Zbl 0888.65044.
- [49] J. N. Tsitsiklis and V. D. Blondel, *Lyapunov exponents of pairs of matrices. A correction: “The Lyapunov exponent and joint spectral radius of pairs of matrices are hard — when not impossible — to compute and to approximate”*, Math. Control Signals Systems **10** (1997), no. 4, 381, doi:10.1007/BF01211553. MR 1486730.
- [50] F. Wirth, *The generalized spectral radius and extremal norms*, Linear Algebra Appl. **342** (2002), 17–40, doi:10.1016/S0024-3795(01)00446-3. MR 1873424. Zbl 0996.15020.

# Appendix

The code below is written in the programming language Python versions 3.8–3.9 of the Miniconda3 (Anaconda3) distribution set.

```
1 # -*- coding: utf-8 -*-
2 """
3 Created on Sat Sep 21 12:37:46 2019.
4 Last updated on Sat Nov 20 14:32:00 2021.
5
6 @author: Victor Kozyakin
7 """
8 import time
9 import math
10 from matplotlib import pyplot
11 import numpy as np
12 import shapely
13 from shapely.geometry import LineString
14 from shapely.geometry import MultiPoint
15
16
17 def polygonal_norm(_x, _y, _h):
18     """Calculate the norm specified by a polygonal unit ball.
19
20     Args:
21         _x (real): x-coordinate of vector
22         _y (real): y-coordinate of vector
23         _h (MultiPoint): polygonal norm unit ball
24
25     Returns:
26         real: vector's norm
27     """
28     _scale = 0.5 * math.sqrt(
29         ((_h.bounds[2] - _h.bounds[0])**2 +
30          (_h.bounds[3] - _h.bounds[1])**2) / (_x**2 + _y**2))
31     _ll = LineString([(0, 0), (_scale*_x, _scale*_y)])
32     _h_int = _ll.intersection(_h)
33     return math.sqrt(
34         (_x**2 + _y**2) / (_h_int.coords[1][0]**2 +
35                           _h_int.coords[1][1]**2))
36
37
38 def min_max_norms_quotent(_g, _h):
39     """Calculate the min/max of the quotient g-norm/h-norm.
40
41     Args:
42         _g (MultiPoint): polygonal norm unit ball
43         _h (MultiPoint): polygonal norm unit ball
44
45     Returns:
46         2x0-arrow: minimum and maximum of g-norm/h-norm
47     """
48     _pg = _g.boundary.coords
49     _dimg = len(_pg) - 1
50     _sg = [1 / polygonal_norm(_pg[i][0], _pg[i][1], _h)
51            for i in range(_dimg)]
52     _ph = _h.boundary.coords
53     _dimh = len(_ph) - 1
54     _sh = [polygonal_norm(_ph[i][0], _ph[i][1], _g)
55            for i in range(_dimh)]
56     _sgh = _sg + _sh
```

```

57     return (min(_sgh), max(_sgh))
58
59 # Initialization
60
61
62 t_tick = time.time()
63 t_Barnorm_comp = 0.
64
65 TOL = 0.0000001
66 ANGLE_STEP = 0.01
67 LEN_TRAJECTORY = 10000
68 NUM_SYMB = 50
69 L_BOUND = 0.3
70 U_BOUND = 2.
71
72 THETA0 = 0.7 # 0.4 # 0.6151 # one point of discontinuity
73 THETA1 = 0.8
74 COS_A0 = math.cos(THETA0)
75 SIN_A0 = math.sin(THETA0)
76 COS_A1 = math.cos(THETA1)
77 SIN_A1 = math.sin(THETA1)
78 LAMBDA = 0.75
79
80 A0 = np.array([[COS_A0, -SIN_A0], [SIN_A0, COS_A0]])
81 A1 = np.array([[COS_A1, -LAMBDA * SIN_A1],
82               [(1 / LAMBDA) * SIN_A1, COS_A1]])
83 A0T = np.transpose(A0)
84 A1T = np.transpose(A1)
85
86 # Computation initialization
87
88 if ((np.linalg.det(A0) == 0) or (np.linalg.det(A1) == 0)):
89     raise SystemExit("Set of matrices is degenerate. End of work!")
90
91 INV_A0 = np.linalg.inv(A0)
92 INV_A1 = np.linalg.inv(A1)
93 INV_A0T = np.transpose(INV_A0)
94 INV_A1T = np.transpose(INV_A1)
95
96 p0 = np.array([[1, -1], [1, 1]])
97 p0 = np.concatenate((p0, -p0), axis=0)
98 p0 = MultiPoint(p0)
99 h0 = p0.convex_hull
100
101 scale0 = 1 / max(h0.bounds[2], h0.bounds[3])
102 h0 = shapely.affinity.scale(h0, xfact=scale0, yfact=scale0)
103
104 t_ini = time.time() - t_tick
105
106 print("\n #   rho_min   rho   rho_max   Num_edges\n")
107
108 # Computation iterations
109
110 niter = 0.
111 while True:
112     t_tick = time.time()
113
114     p0 = MultiPoint(h0.boundary.coords)
115
116     p1 = np.matmul(p0, INV_A0T)
117     p1 = MultiPoint(p1)
118     h1 = p1.convex_hull

```

```

119
120     p2 = np.matmul(p0, INV_A1T)
121     p2 = MultiPoint(p2)
122     h2 = p2.convex_hull
123
124     h12 = h1.intersection(h2)
125     p12 = h12.boundary.coords
126     p12 = MultiPoint(p12)
127
128     rho_minmax = min_max_norms_quotent(h12, h0)
129     rho_max = rho_minmax[1]
130     rho_min = rho_minmax[0]
131
132     rho = (rho_max + rho_min) / 2
133     # rho = math.sqrt(rho_max * rho_min)
134
135     h0 = h0.intersection(shapely.affinity.scale(h12, xfact=rho,
136                                               yfact=rho))
137
138     t_Barnorm_comp += (time.time() - t_tick)
139
140     niter += 1
141     print("%3.0f." % niter, "%.6f" % rho_min,
142           "%.6f" % rho, "%.6f" % rho_max, " ",
143           len(h0.boundary.coords) - 1)
144     scale0 = 1 / max(h0.bounds[2], h0.bounds[3])
145     h0 = shapely.affinity.scale(h0, xfact=scale0, yfact=scale0)
146
147     if (rho_max - rho_min) < TOL:
148         break
149
150 # Plotting Barabanov norm
151
152 t_tick = time.time()
153
154 h10 = shapely.affinity.scale(h1, xfact=rho, yfact=rho)
155 p10 = MultiPoint(h10.boundary.coords)
156
157 h20 = shapely.affinity.scale(h2, xfact=rho, yfact=rho)
158 p20 = MultiPoint(h20.boundary.coords)
159
160 bb = 2. * max(h0.bounds[2], h10.bounds[2], h20.bounds[2],
161              h0.bounds[3], h10.bounds[3], h20.bounds[3])
162
163 pyplot.rc('text', usetex=True)
164 pyplot.rc('font', family='serif')
165
166 # =====
167 # Tuning the LaTeX preamble (e.g. for international support)
168 #
169 # pyplot.rcParams['text.latex.preamble'] = [
170 #     r'\usepackage[utf8]{inputenc}',
171 #     r'\usepackage[russian]{babel}',
172 #     r'\usepackage{amsmath}']
173 # =====
174
175 fig = pyplot.figure(1, dpi=108)
176 ax = fig.add_subplot(111)
177 ax.set_xlim(-1.1*bb, 1.1*bb)
178 ax.set_ylim(-1.1*bb, 1.1*bb)
179 ax.set_aspect(1)
180 ax.tick_params(labelsize=16)

```

```

181 ax.grid(True, linestyle=":")
182
183 ax.plot(np.array(p10)[: , 0], np.array(p10)[: , 1], '--',
184         color='red', linewidth=1, label=r'$\|A_{0}x\|=\rho$')
185 ax.legend()
186
187 ax.plot(np.array(p20)[: , 0], np.array(p20)[: , 1], '--',
188         color='blue', linewidth=1, label=r'$\|A_{1}x\|=\rho$')
189 ax.legend()
190
191 ax.plot(np.array(p0)[: , 0], np.array(p0)[: , 1], '-',
192         color='black', label=r'$\|x\|=1$')
193 ax.legend()
194
195 # Plotting lines of intersection of norms' unit spheres
196
197 pl10 = LineString(p10)
198 pl20 = LineString(p20)
199 h_int = np.array(shapely.affinity.scale(pl10.intersection(pl20),
200                                     xfact=3, yfact=3))
201 arr_switch_N = np.size(h_int[:, 0])
202 arr_switch_ang = np.empty(arr_switch_N)
203 for i in range(np.size(h_int[:, 0])):
204     arr_switch_ang[i] = math.atan2(h_int[i, 1], h_int[i, 0])
205     if arr_switch_ang[i] < 0:
206         arr_switch_ang[i] = arr_switch_ang[i] + 2. * math.pi
207     if h_int[i, 0] >= 0:
208         ax.plot([h_int[i, 0], -h_int[i, 0]],
209                [h_int[i, 1], -h_int[i, 1]],
210                '-', color='green', linewidth=0.25)
211
212 ax.plot(np.NaN, np.NaN, '-', color='green', linewidth=0.25,
213         label=r'$\|A_{0}x\|=\|A_{1}x\|$')
214 ax.legend()
215
216 arr_switch_ang.sort()
217 isplit = 0
218 for i in range(np.size(arr_switch_ang)):
219     if arr_switch_ang[i] < math.pi:
220         isplit = i
221
222 arr_switch_ang = np.resize(arr_switch_ang, isplit + 1)
223 arr_switch_N = np.size(arr_switch_ang)
224
225 # Plotting extremal trajectory
226
227 x = np.array([1, 1])
228
229 if rho > 1:
230     x = (L_BOUND / polygonal_norm(x[0], x[1], h0)) * x
231 else:
232     x = (U_BOUND / polygonal_norm(x[0], x[1], h0)) * x
233
234 for i in range(LEN_TRAJECTORY):
235     xprev = x
236     x0 = np.matmul(x, AOT)
237     x1 = np.matmul(x, A1T)
238     if (polygonal_norm(x0[0], x0[1], h0) >
239         polygonal_norm(x1[0], x1[1], h0)):
240         x = x0
241     ax.arrow(xprev[0], xprev[1], x[0]-xprev[0], x[1]-xprev[1],
242            head_width=0.03, head_length=0.07, linewidth=0.75,

```



```

243         color='red', length_includes_head=True)
244     else:
245         x = x1
246         ax.arrow(xprev[0], xprev[1], x[0]-xprev[0], x[1]-xprev[1],
247                 head_width=0.03, head_length=0.07, linewidth=0.75,
248                 color='blue', length_includes_head=True)
249     if ((polygonal_norm(x[0], x[1], h0) > U_BOUND) or
250         (polygonal_norm(x[0], x[1], h0) < L_BOUND)):
251         break
252
253 t_traj_plot = time.time() - t_tick
254 pyplot.show()
255
256
257 # Plotting the angle functions
258
259 t_tick = time.time()
260
261
262 def matrix_angular_coord(_a, _t):
263     """Calculation of angular coordinate for vector Ax, given
264     angular coordinate of vector x
265
266     Args:
267         _a (2x2 np.array): input matrix A
268         _t (nx1 np.array): array of input angles of x's
269
270     Returns:
271         [nx1 np.array]: array of output angles of Ax's
272     """
273     _cos_t = math.cos(_t)
274     _sin_t = math.sin(_t)
275     _vec_t = np.array([_cos_t, _sin_t])
276     _vec_t_transpose = np.transpose(_vec_t)
277     _rot_back = np.array([[_cos_t, _sin_t], [-_sin_t, _cos_t]])
278     _vec_a = np.matmul(np.matmul(_rot_back, _a), _vec_t_transpose)
279     return _t + math.atan2(_vec_a[1], _vec_a[0])
280
281
282 fig2 = pyplot.figure(2, dpi=108)
283 ax1 = fig2.add_subplot(111)
284 ax1.set_xlim(0., math.pi)
285 ax1.set_ylim(0., math.pi)
286 ax1.set_aspect(1)
287 ax1.tick_params(labelsize=16)
288
289 for i in range(arr_switch_N):
290     ax1.plot([arr_switch_ang[i], arr_switch_ang[i]], [0, math.pi],
291             '-.', color="green", linewidth=0.5)
292
293 t = np.arange(0., math.pi, ANGLE_STEP)
294 angle_arr_A0 = np.empty(len(t))
295 angle_arr_A1 = np.empty(len(t))
296 for i in range(len(t)):
297     angle_arr_A0[i] = matrix_angular_coord(A0, t[i])
298     angle_arr_A1[i] = matrix_angular_coord(A1, t[i])
299
300 ax1.plot(t, t, 'g--',
301         t, angle_arr_A0, 'r--',
302         t, angle_arr_A1, 'b--', linewidth=0.15)
303 ax1.plot(t, angle_arr_A0 + math.pi, 'r--',
304         t, angle_arr_A1 + math.pi, 'b--', linewidth=0.15)

```

```

305 ax1.plot(t, angle_arr_A0 - math.pi, 'r--',
306           t, angle_arr_A1 - math.pi, 'b--', linewidth=0.15)
307
308 # Plotting the angle function delivering
309 # the maximal growth rate of iterations
310
311 arr_switches = np.insert(arr_switch_ang, 0, 0)
312 arr_switches = np.append(arr_switches, math.pi)
313
314 for j in range(arr_switch_N + 1):
315     t = np.arange(arr_switches[j], arr_switches[j + 1], ANGLE_STEP)
316     angle_arr_A0 = np.empty(len(t))
317     angle_arr_A1 = np.empty(len(t))
318     for i in range(len(t)):
319         angle_arr_A0[i] = matrix_angular_coord(A0, t[i])
320         angle_arr_A1[i] = matrix_angular_coord(A1, t[i])
321     omega = (arr_switches[j] + arr_switches[j + 1]) / 2.
322     x = np.array([math.cos(omega), math.sin(omega)])
323     x0 = np.matmul(x, A0T)
324     x1 = np.matmul(x, A1T)
325     if (polygonal_norm(x0[0], x0[1], h0) <
326         polygonal_norm(x1[0], x1[1], h0)):
327         ax1.plot(t, angle_arr_A1, 'b', linewidth=1.5)
328         ax1.plot(t, angle_arr_A1 + math.pi, 'b', linewidth=1.5)
329         ax1.plot(t, angle_arr_A1 - math.pi, 'b', linewidth=1.5)
330     else:
331         ax1.plot(t, angle_arr_A0, 'r', linewidth=1.5)
332         ax1.plot(t, angle_arr_A0 + math.pi, 'r', linewidth=1.5)
333         ax1.plot(t, angle_arr_A0 - math.pi, 'r', linewidth=1.5)
334
335 # Put Pi-ticks on axes
336
337 xtick_pos = [0, arr_switches[1], 0.5 * np.pi, arr_switches[2],
338             np.pi]
339 xlabels = [r'0', r'$\omega_0$', r'$\frac{\pi}{2}$',
340           r'$\omega_1$', r'$\pi$']
341
342 ytick_pos = [0, 0.5 * np.pi, np.pi]
343 ylabels = [r'0', r'$\frac{\pi}{2}$', r'$\pi$']
344
345 pyplot.xticks(xtick_pos, xlabels)
346 pyplot.yticks(ytick_pos, ylabels)
347 pyplot.grid(linestyle=":")
348
349 t_plot_ang_fun = time.time() - t_tick
350 pyplot.show()
351
352
353 # Calculating index sequence
354
355 t_tick = time.time()
356
357 f0 = 0.
358 f1 = 0.
359 x = np.array([1, 1])
360
361 print("\nExtremal index sequence: ", end="")
362 for i in range(LEN_TRAJECTORY):
363     x = x / polygonal_norm(x[0], x[1], h0)
364     x0 = np.matmul(x, A0T)
365     x1 = np.matmul(x, A1T)
366     if (polygonal_norm(x0[0], x0[1], h0) >

```

```

367     polygonal_norm(x1[0], x1[1], h0)):
368     x = x0
369     f0 += 1
370     if i < NUM_SYMB: print("0", end="")
371     else:
372         x = x1
373         f1 += 1
374         if i < NUM_SYMB: print("1", end="")
375
376 print("\n\nFreq_of_0 = %.3f," % round(f0/LEN_TRAJECTORY, 3),
377       " freq_of_1 = %.3f" % round(f1/LEN_TRAJECTORY, 3))
378 t_index_seq = time.time() - t_tick
379
380
381 # Saving plots to pdf-files
382
383 """
384 fig.savefig('barnorm-%.2f-%.2f-%.2f.pdf'
385            % (THETA0, THETA1, LAMBDA), bbox_inches='tight')
386 fig2.savefig('anglefun-%.2f-%.2f-%.2f.pdf'
387            % (THETA0, THETA1, LAMBDA), bbox_inches='tight')
388 """
389
390 # Computation timing
391
392 t_total = (t_ini + t_plot_ang_fun + t_traj_plot + t_Barnorm_comp +
393           t_index_seq)
394
395 print("\n")
396 print("Initialization:      %.6f sec." % round(t_ini, 6))
397 print("Computations:       %.6f sec." % round(t_Barnorm_comp +
398                                           t_index_seq, 6))
399 print("Plotting:           %.6f sec." % round(t_traj_plot +
400                                           t_plot_ang_fun, 6))
401 print("Total:              %.6f sec." % round(t_total, 6))

```

Listing 1: barnorm-rot.py: Python code for computing the Barabanov norm of a pair of matrices and the angular function of the iterations at which the joint spectral radius is reached.