

Acute Tours in the Plane

Ahmad Biniaz

School of Computer Science, University of Windsor
ahmad.biniaz@gmail.com

Abstract

We confirm the following conjecture of Fekete and Woeginger from 1997: for any sufficiently large even number n , every set of n points in the plane can be connected by a spanning tour (Hamiltonian cycle) consisting of straight-line edges such that the angle between any two consecutive edges is at most $\pi/2$. Our proof is constructive and suggests a simple $O(n \log n)$ -time algorithm for finding such a tour. The previous best-known upper bound on the angle is $2\pi/3$, and it is due to Dumitrescu, Pach and Tóth (2009).

1 Introduction

The Euclidean traveling salesperson problem (TSP) is a well-studied and fundamental problem in combinatorial optimization and computational geometry. In this problem we are given a set of points in the plane and our goal is to find a shortest tour that visits all points. Motivated by applications in robotics and motion planning, in recent years there has been an increased interest in the study of tours with bounded angles at vertices, rather than bounded length of edges; see e.g. [2, 3, 12, 13, 14] and references therein. Bounded-angle structures (tours, paths, trees) are also desirable in the context of designing networks with directional antennas [6, 7, 10, 18]. Bounded-angle tours (and paths), in particular, have received considerable attention following the PhD thesis of S. Fekete [13] and the seminal work of Fekete and Woeginger [14].

Consider a set P of at least three points in the plane. A *spanning tour* is a directed Hamiltonian cycle on P that is drawn with straight-line edges. When three consecutive vertices p_i, p_{i+1}, p_{i+2} of the tour are traversed in this order, the *rotation angle* at p_{i+1} (denoted by $\angle p_i p_{i+1} p_{i+2}$) is the angle in $[0, \pi]$ that is determined by the segments $p_i p_{i+1}$ and $p_{i+1} p_{i+2}$. If all rotation angles in a tour are at most $\pi/2$ then it is called an *acute tour*.

In 1997, Fekete and Woeginger [14] raised many challenging questions about bounded-angle tours and paths. In particular they conjectured that *for any sufficiently large even number n , every set of n points in the plane admits an acute spanning tour (a tour with rotation angles at most $\pi/2$)*. They stated the conjecture specifically for $n \geq 8$. The point set illustrated in Figure 1(a) (also described in [14]) shows that the upper bound $\pi/2$ is the best achievable. The conjecture does not hold if n is allowed to be an odd number; for example if the n points are on a line then in any spanning tour one of the rotation angles must be π . The conjecture also does not hold if n is allowed to be small. For instance the 4-element point set consisting of the 3 vertices of an equilateral triangle with its center, must have a rotation angle $2\pi/3$ in any spanning tour. Also the 6-element point set of Figure 1(b) (also illustrated in [14] and [12]) must have a rotation angle of at least $2\pi/3 - \epsilon$ in any spanning tour, for some arbitrary small constant ϵ .

This research is supported by NSERC.

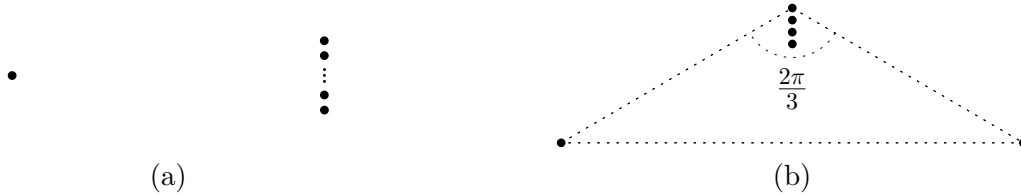


Figure 1: (a) a general lower bound example, and (b) a lower bound example for 6 points.

In 2009, Dumitrescu, Pach and Tóth [12] took the first promising steps towards proving the conjecture. They confirmed the conjecture for points in convex position. For general point sets, they obtained the first partial result by showing that any point set (with even number of points) admits a spanning tour in which each rotation angle is at most $2\pi/3$.

In this paper we prove the conjecture of Fekete and Woeginger for general point sets.

Theorem 1. *Let $n \geq 36$ be an even integer. Then every set of n points in the plane admits an acute spanning tour. Such a tour can be computed in linear time after finding an equitable partitioning of points with two orthogonal lines.*

Due to our desire of having a short proof, we prove the conjecture for $n \geq 36$. Perhaps with some detailed case analysis and using ideas similar to those presented in Section 3.3 one could extend the range of n to a number smaller than 36.

Difficulties towards a proof. Fekete and Woeginger [14] exhibited an arbitrary-large even-size point set for which an algorithm (or a proof technique), that always outputs the longest tour or includes the diameter in the solution, does not achieve an acute tour; the point set is similar to that of Figure 1(b) but has more than 6 points. This somehow breaks the hope for finding an acute tour by using greedy techniques. Therefore, to prove the conjecture one might need to employ some nontrivial ideas.

1.1 Related problems

Another interesting conjecture of Fekete and Woeginger [14] is that any set of points in the plane admits a spanning path in which all rotation angles are at least $\pi/6$.¹ In 2008, Bárány, Pór, and Valtr [8] obtained the first constant lower bound of $\pi/9$, thereby gave a partial answer to the conjecture. The full conjecture was then proved, although not yet written in a paper format, by J. Kynčl [15] (see also the note added in the proof of [8]).

Fekete and Woeginger [14] showed that any set of points in the plane admits an acute spanning path (where all intermediate rotation angles are at most $\pi/2$). Such a path can be obtained simply by starting from an arbitrary point and iteratively connecting the current point to its farthest among the remaining points. Notice that the resulting path always contains the diameter and by the difficulties mentioned above it cannot be completed to an acute tour. Carmi et al. [10] showed how to construct acute paths with shorter edges; again no guarantee to be completed to an acute tour. Aichholzer et al. [4] studied a similar problem with an additional constraint that the path should be *plane* (i.e., its edges do not cross each other). Among other results, they showed that any set of points in the plane in general position admits a plane spanning path with rotation angles at most $3\pi/4$. They also conjectured that this upper bound could be replaced by $\pi/2$.

¹This bound is the best achievable as the three vertices of an equilateral triangle together with its center do not admit a path with rotation angles greater than $\pi/6$.

The bounded-angle minimum spanning tree (also known as α -MST) is a related problem that asks for a Euclidean minimum spanning tree in which all edges incident to every vertex lie in a cone of angle at most α . This problem is motivated by replacing omni-directional antennas—in a wireless network—with directional antennas which are more secure, require lower transmission ranges, and cause less interference; see e.g. [6, 7, 9, 18].

Another related problem (with an objective somewhat opposite to ours) is to minimize the total *turning angle* of the tour [2].² Similar problems also studied under *pseudo-convex* tours and paths (that make only right turns) [14] and *reflexivity* of a point set (the smallest number of reflex vertices in a simple polygonalization of the point set) [1, 5].

The so-called *Tverberg cycle* is a cycle with straight-line edges such that the diametral disks³ induced by the edges have nonempty intersection. Recently, Pirahmad et al. [16] showed how to construct a spanning Tverberg cycle on any set of points in the plane. Although the constructed cycle has many acute angles, it is still far from being fully acute.

Remark. It is worth mentioning that having a tour with many acute angles, does not necessarily help in getting a fully acute tour because one can simply get a tour with at least $n - 2$ acute angles by interconnecting the endpoints of acute paths obtained in [10, 14].

2 Preliminaries for the proof

A set of four points in the plane is called a *quadruple*. If the four points are in convex position then the quadruple is called *convex*, otherwise it is called *concave*; the quadruple in Figure 2(a) is convex while the quadruples in Figures 2(b) and 2(c) are concave. We refer to the interior point of a concave quadruple as its *center*. Consider the three angles obtained by connecting the center of a concave quadruple to other three points. If one of these angles is at most $\pi/2$ then the quadruple is called *concave-acute*, otherwise all the three angles are larger than $\pi/2$ and the quadruple is called *concave-obtuse*; the quadruple in Figure 2(b) is concave-acute while the one in Figure 2(c) is concave-obtuse. For a concave quadruple Q , we denote by ΔQ the triangle formed by the three vertices of the convex hull of Q .

A cycle or a path, that is drawn by straight-line edges, is called *acute* if all the angles determined by adjacent edges are at most $\pi/2$. A *k-cycle* is a cycle with k edges, and a *k-path* is a path with k edges. For two directed paths P_1 and P_2 , where P_1 ends at the same vertex at which P_2 starts, we denote their concatenation by $P_1 \oplus P_2$.

For two distinct points p and q in the plane, we say that p is *to the left of* q if the x -coordinate of p is not larger than the x -coordinate of q . Analogously, we say that p is *below* q if the y -coordinate of p is not larger than the y -coordinate of q .

It is known that any set of n points in the plane can be split into four parts of equal size using two orthogonal lines (see e.g. [17] or [11, Section 6.6]); such two lines can be computed in $\Theta(n \log n)$ time [17]. The following is a restatement of this result which is borrowed from [12].

Lemma 1. *Given a set S of n points in the plane (n even), one can always find two orthogonal lines ℓ_1, ℓ_2 and a partition $S = S_1 \cup S_2 \cup S_3 \cup S_4$ with $|S_1| = |S_3| = \lfloor \frac{n}{4} \rfloor$ and $|S_2| = |S_4| = \lceil \frac{n}{4} \rceil$ such that S_1 and S_3 belong to two opposite closed quadrants determined by ℓ_1 and ℓ_2 , and S_2 and S_4 belong to the other two opposite closed quadrants.*

²The turning angle at a vertex v is the change in the direction of motion at v when traveling on the tour. It is essentially π minus the rotation angle at v .

³The diametral disk induced by an edge pq is the disk that has pq as its diameter.

Our proof of Theorem 1 shares some similarities with that of Dumitrescu et al. [12] (for points in convex position) in the sense that both proofs employ the equitable partitioning of Lemma 1. However, there are major differences between the two proofs mainly because simple structures, that appear in points in convex position, do not necessarily appear in general point sets. Therefore one needs to extract complex structures from general point sets and combine them to establish a proof.

3 Proof of Theorem 1

Throughout this section we assume that n is an even integer. We show how to construct an acute tour on any set of $n \geq 36$ points in the plane, and thus proving Theorem 1. In Subsection 3.1 we describe the setup for our constructive proof. In Subsection 3.2 we give a short proof of the theorem for $n \geq 76$. Then, in Subsection 3.3, we extend our short proof to obtain a proof for $n \geq 36$.

3.1 The proof setup

Let S be a set of $n \geq 36$ points in the plane. Let $\{S_1, S_2, S_3, S_4\}$ be an equitable partitioning of S with two orthogonal lines ℓ_1 and ℓ_2 that satisfies the conditions of Lemma 1. After a suitable rotation and translation we may assume that ℓ_1 and ℓ_2 coincide with the x and y coordinate axes, respectively. Also, after a suitable relabeling we may assume that all points of S_i belong to the i th quadrant determined by the axes as depicted in Figure 2(a).

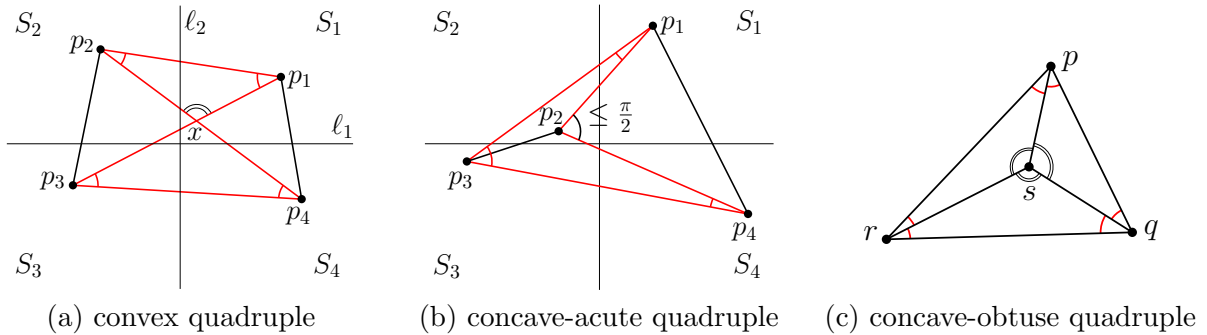


Figure 2: Illustration of (a) Lemma 2 where P is convex and $\angle p_1 x p_2 \geq \pi/2$, (b) Lemma 2 where P is concave-acute and $\angle p_1 p_2 p_4 \leq \pi/2$, and (c) Lemma 3 where all the three angles at s are obtuse.

A *vertical cycle* is a 4-cycle whose vertices belong to S_1, S_3, S_4, S_2 and appear in this order along the cycle. For example $p_1 p_3 p_4 p_2 p_1$ in Figure 2(a) is a vertical cycle. Notice that all four edges of a vertical cycle intersect the vertical line ℓ_2 . A *horizontal cycle* is a 4-cycle whose vertices belong to S_1, S_3, S_2, S_4 and appear in this order along the cycle. All edges of a horizontal cycle intersect ℓ_1 . The following lemmas and observation, although very simple, play important roles in our proof.

Lemma 2. *Let $P = \{p_1, p_2, p_3, p_4\}$ be a quadruple such that $p_i \in S_i$ for all $i = 1, 2, 3, 4$. If P is convex or concave-acute then it contains an acute vertical cycle or an acute horizontal cycle.*

Proof. First assume that P is convex. Let x denote the intersection point of the diagonals $p_1 p_3$ and $p_2 p_4$. If $\angle p_1 x p_2 \geq \pi/2$ then $p_1 p_3 p_4 p_2 p_1$ is an acute vertical cycle as in Figure 2(a), otherwise (i.e. if $\angle p_1 x p_4 > \pi/2$) the cycle $p_1 p_3 p_2 p_4 p_1$ is an acute horizontal cycle.

Now assume that P is concave-acute. Without loss of generality assume that p_2 is the center of P . Observe that in this case $\angle p_1 p_2 p_3$ is obtuse. This and the fact that P is concave-acute imply that one of $\angle p_1 p_2 p_4$ and $\angle p_3 p_2 p_4$ is acute. If $\angle p_1 p_2 p_4$ is acute as depicted in Figure 2(b) then

$p_1p_3p_4p_2p_1$ is an acute vertical cycle (observe that $\angle p_2p_1p_3 + \angle p_1p_3p_4 + \angle p_3p_4p_2 = \angle p_1p_2p_4 \leq \pi/2$). Analogously, if $\angle p_3p_2p_4$ is acute then $p_1p_3p_2p_4p_1$ is an acute horizontal cycle. \square

Notice that Lemma 2 could be stated in a more general fashion (i.e. independent of the partitioning of S), however, the way it is stated above helps a better understanding of our tour construction given in Subsection 3.2.

Lemma 3. *Let $\{p, q, r, s\}$ be a concave-obtuse quadruple with center s . Then all angles $\angle pqs$, $\angle qps$, $\angle qrs$, $\angle rqs$, $\angle rps$, and $\angle prs$ are acute.*

Proof. See Figure 2(c). In each of the triangles $\triangle spq$, $\triangle sqr$, and $\triangle srp$ the angle at s is larger than $\pi/2$. Thus the other two angles are acute. \square

Observation 1. *Let p, q , and r be any three points in S such that q and r lie in the quadrant that is opposite to the quadrant containing p . Then the angle $\angle qpr$ is acute.*

3.2 The tour construction for $n \geq 76$

In this section we show how to construct an acute tour on S when $|S| \geq 76$. By Lemma 1 each S_i with $i \in \{1, 2, 3, 4\}$ has at least $\lfloor 76/4 \rfloor = 19$ points. From each S_i we select an arbitrary subset of 19 points, and then we partition (the total 76) selected points into 19 quadruples such that each quadruple contains exactly one point from each S_i . Let \mathcal{Q} denote the set of these quadruples. For any quadruple X in \mathcal{Q} we denote the points of X by x_1, x_2, x_3, x_4 where $x_i \in S_i$ for all $i = 1, 2, 3, 4$.

Since $|\mathcal{Q}| \geq 19$, one of the following cases holds: (i) \mathcal{Q} contains at least 3 quadruples that are convex or concave-acute, (ii) \mathcal{Q} contains at least 17 concave-obtuse quadruples. In each case we show how to construct an acute tour on S . Our construction takes linear time in both cases.

Case (i) \mathcal{Q} contains at least 3 quadruples each of which is either convex or concave-acute. By Lemma 2 and the pigeonhole principle there exist two quadruples (among the three) such that both contain an acute vertical cycle or both contain an acute horizontal cycle. Let P and Q denote these two quadruples and assume by symmetry that they contain acute vertical cycles. These cycles are $p_1p_3p_4p_2p_1$ and $q_1q_3q_4q_2q_1$. It follows that $(p_1p_3p_4p_2)$ and $(q_4q_2q_1q_3)$ are acute 3-paths; see Figure 3 (the meaning of the arrows in the figure will become clear in the next section). Let $\overline{S_2S_4}$ be a polygonal path starting from p_2 , ending in q_4 , alternating between S_2 and S_4 , and containing all points of $S_2 \cup S_4$ except for q_2 and p_4 . Let $\overline{S_3S_1}$ be a polygonal path starting from q_3 , ending in p_1 , alternating between S_3 and S_1 , and containing all points of $S_3 \cup S_1$ except for p_3 and q_1 . Such polygonal paths exist because by Lemma 1 we have $|S_1| = |S_3|$ and $|S_2| = |S_4|$. All intermediate angles of these two polygonal paths are acute by Observation 1. Then the tour $(p_1p_3p_4p_2) \oplus \overline{S_2S_4} \oplus (q_4q_2q_1q_3) \oplus \overline{S_3S_1}$ is acute, and it spans S . Notice that the angles at p_1, p_2, q_4 and q_3 are acute by Observation 1. Also notice that our construction, which relies on Lemma 2, always gives an acute tour in this case (no matter which one or both of P and Q are convex or concave-acute).

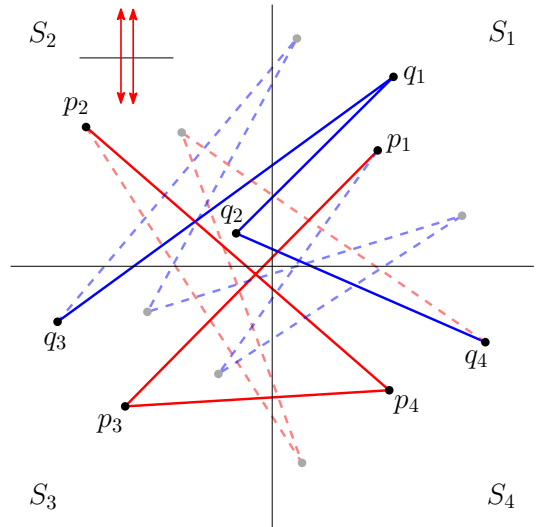


Figure 3: Illustration of Case (i).

Case (ii) \mathcal{Q} contains at least 17 concave-obtuse quadruples. By the pigeonhole principle the centers of at least five quadruples belong to the same subset S_i (i.e. the same quadrant) which we may assume it is S_2 due to symmetry. For each such quadruple X , consider its boundary triangle $\triangle x_1x_3x_4$. As every triangle has at least two acute angles, the angle at x_1 (which lies in quadrant 1) or the angle at x_3 (which lies in quadrant 3) is acute. Again by the pigeonhole principle at least three of the boundary triangles (among the five) have their acute angles in the same quadrant which we may assume it is quadrant 3 due to symmetry. Consider three such triangles and let P , Q , and R be their corresponding quadruples. Then, the centers of P , Q , and R lie in the second quadrant, and the angles $\angle p_1p_3p_4$, $\angle q_1q_3q_4$, and $\angle r_1r_3r_4$ are acute, as depicted in Figure 4(a).

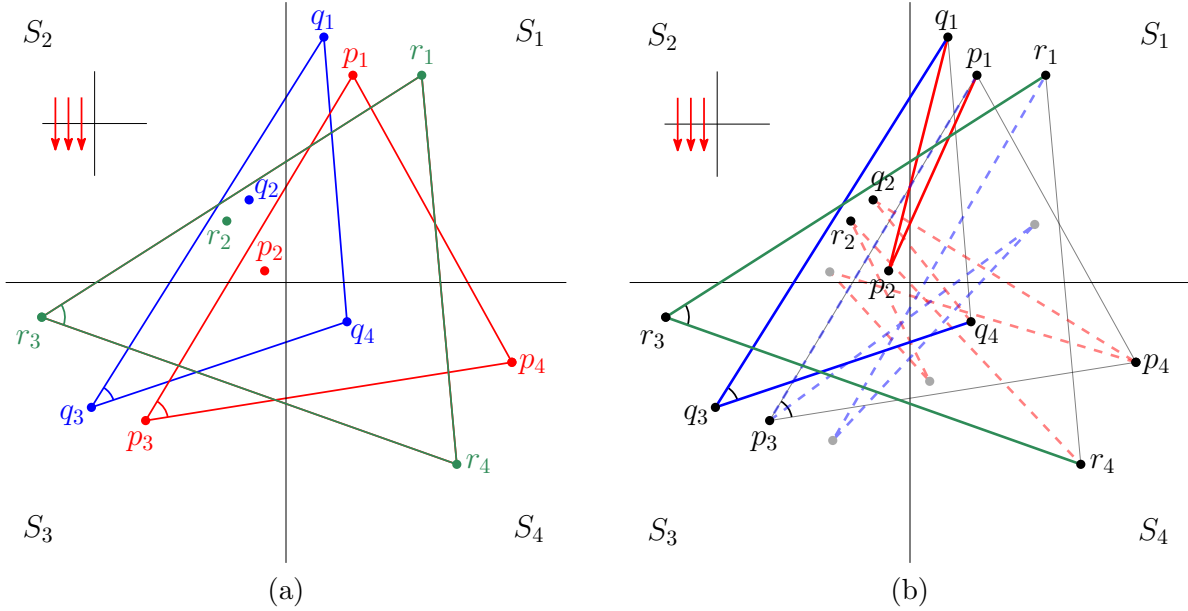


Figure 4: (a) Three concave-obtuse quadruples P , Q , and R that have their centers in quadrant 2, and the angles of $\triangle P$, $\triangle Q$, and $\triangle R$ that lie in quadrant 3 are acute. (b) Illustration of our construction of an acute spanning tour in Case (ii).

After a suitable relabeling we assume that p_2 lies below q_2 . Now we build our tour as follows. First we connect p_2 to p_1 and q_1 , as in Figure 4(b). The point p_2 is below p_1 because p_2 lies below the segment p_1p_3 . The point p_2 is also below q_1 because p_2 is below q_2 which is in turn below q_1 (as q_2 lies below the segment q_1q_3). Thus p_2 is below both p_1 and q_1 . Also notice that p_2 is to the left of both p_1 and q_1 . Thus, the angle $\angle p_1p_2q_1$ is acute (imagine moving the origin to p_2 , then both p_1 and q_1 would lie in the first quadrant). Then we connect q_3 to q_1 and q_4 . The angle $\angle q_1q_3q_4$ is acute by our choice of Q , and the angle $\angle p_2q_1q_3$ is acute because both p_2 and q_3 lie below and to the left of q_1 . Therefore, the path $(p_1p_2q_1q_3q_4)$ is acute. Then we connect r_3 to r_4 and r_1 . The resulting 2-path $(r_4r_3r_1)$ is acute because $\angle r_4r_3r_1 \leq \pi/2$ by our choice of R .

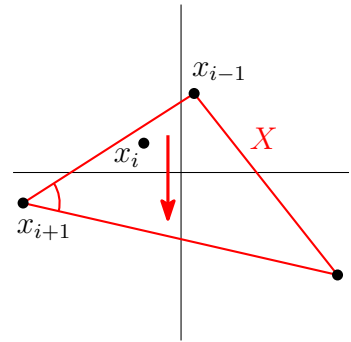
Let $\overline{S_4S_2S_4}$ be a polygonal path starting from q_4 , ending in r_4 , alternating between S_4 and S_2 , containing all points of $S_4 \cup S_2$ except for p_2 , and having q_4q_2 as its first edge and r_2r_4 as its last edge. Let $\overline{S_1S_3S_1}$ be a polygonal path starting from r_1 , ending in p_1 , alternating between S_1 and S_3 , containing all points of $S_1 \cup S_3$ except for q_1, q_3, r_3 , and having p_3p_1 as its last edge. All intermediate angles of these two polygonal paths are acute by Observation 1. By interconnecting these paths we obtain the tour $(p_1p_2q_1q_3q_4) \oplus \overline{S_4S_2S_4} \oplus (r_4r_3r_1) \oplus \overline{S_1S_3S_1}$ which is acute, and it spans S . Notice that the angles $\angle q_3q_4q_2$, $\angle r_2r_4r_3$, and $\angle p_3p_1p_2$ are acute by Lemma 3, and the angle at r_1 is acute by Observation 1. This finishes our proof for $n \geq 76$.

3.3 Extending the range of n

Now we extend our construction from the previous section to obtain an acute tour when $|S| \geq 36$. The two cases described in the previous section are also part of the new construction. First we introduce some terminology that help us in a better presentation of the proof with less cases.

Analogous to the previous section we select 9 points from each S_i and partition (the total 36) selected points into 9 quadruples. We denote the set of these quadruples by \mathcal{Q} , and for each quadruple $X \in \mathcal{Q}$ we denote the points of X by x_1, x_2, x_3, x_4 where $x_i \in S_i$.

We classify the quadruples of \mathcal{Q} into four pairwise disjoint classes, namely *upward*, *downward*, *leftward*, and *rightward*. To do so, we associate an axis-aligned arrow to each quadruple $X \in \mathcal{Q}$. (To simplify our description we assume that $S_4 = S_0$ and $x_4 = x_0$.) First assume that X is a concave-obtuse quadruple. Let x_i be the center of X (which belongs to S_i). In the triangle $\triangle X$ the angle at x_{i-1} or at x_{i+1} is acute. If the angle at x_{i-1} is acute then we associate to X an axis-aligned arrow starting from quadrant i and ending in quadrant $i - 1$. If the angle at x_{i+1} is acute then we associate to X an axis-aligned arrow starting from quadrant i and ending in quadrant $i + 1$, as in figure to the right. If both angles are acute then we



associate one of the arrows, arbitrary. Notice that the *tail* (starting point) of the arrow belongs to the quadrant containing the center of X and the *head* (ending point) of the arrow belongs to a quadrant containing a vertex of $\triangle X$ with an acute angle. Also notice that these two quadrants (which contain head and tail) are neighbors, meaning that such an axis-aligned arrow exists. Since the arrow is axis-aligned, its orientation is either upward, downward, leftward, or rightward. This orientation identifies the class of X , for example the three quadruples in Figure 4(a) are downward. Now assume that X is convex or concave-acute. By Lemma 2 it has an acute vertical cycle or an acute horizontal cycle. In the former case we say that X is *vertical* and in the latter case we say that X is *horizontal*. For example the quadruples in Figures 2(a) and 2(b) are both vertical. If X is vertical then we arbitrary classify it either upward or downward, and if X is horizontal then we arbitrary classify it either leftward or rightward.

Now we are going to construct the tour. Since \mathcal{Q} has 9 quadruples and each of them belongs to one of the four classes, by the pigeonhole principle at least three quadruples belong to the same class. Due to symmetry we may assume that three quadruples belong to the downward class. We denote these quadruples by P , Q , and R . Notice that some of P , Q , and R could be vertical (which has been arbitrary classified downward). Depending on the number of vertical quadruples among P , Q , and R we distinguish three cases.

Case 1. There are at least two vertical quadruples. We may assume that P and Q are vertical. Based on our classification P and Q are convex or concave-acute, and both have an acute vertical cycle. Thus $p_1p_3p_4p_2p_1$ and $q_1q_3q_4q_2q_1$ are acute cycles. We construct an acute tour as in Case (i) in the previous section; see Figure 3.

Case 2. There is no vertical quadruple. Based on our classification P , Q , and R are concave-obtuse. Since the arrows, associated to P , Q , and R , are downward, their tails belong to quadrants 1 and 2. We distinguish two subcases: (a) the three tails belong to the same quadrant, (b) the three tails belong to different quadrants. In subcase (a) we may assume that the three tails belong to quadrant 2, and consequently their heads belong to quadrant 3 (here we use the fact that the arrows are axis-aligned). Thus the centers of P , Q , and R lie in quadrant 2 and the angles of $\triangle P$,

$\triangle Q$, and $\triangle R$ that lie in quadrant 3, are acute. In this setting we construct an acute tour as in Case (ii) in the previous section; see Figure 4.

Now we consider subcase (b). Due to symmetry we may assume that two tails, associated to say P and Q , belong to quadrant 2 and the third tail, which is associated to R , belongs to quadrant 1. In other words the centers of P and Q lie in quadrant 2 and the center of R lies in quadrant 1. Moreover the angles of $\triangle P$ and $\triangle Q$ that lie in quadrant 3 are acute, and the angle of $\triangle R$ that lie in quadrant 4 is acute, as depicted in the Figure 5. We construct a tour as follows. After a suitable relabeling assume that p_2 is below q_2 . Then (as discussed in Case (ii) in the previous section) p_2 is below both p_1 and q_1 . We connect p_2 to both p_1 and q_1 . Then we connect q_3 to q_1 and q_4 , and connect r_4 to r_2 and r_3 . Let $\overline{S_4 S_2}$ be a polygonal path starting from q_4 , ending in r_2 , alternating between S_4 and S_2 , containing all points of $S_4 \cup S_2$ except for r_4, p_2 , and having $q_4 q_2$ as its first edge. Let $\overline{S_3 S_1}$ be a polygonal path starting from r_3 , ending in p_1 , alternating between S_3 and S_1 , containing all points of $S_3 \cup S_1$ except for q_3, q_1 , and having $r_3 r_1$ as its first edge and $p_3 p_1$ as its last edge. Then the tour $(p_1 p_2 q_1 q_3 q_4) \oplus \overline{S_4 S_2} \oplus (r_2 r_4 r_3) \oplus \overline{S_3 S_1}$ is an acute spanning tour. The angles at q_3 and r_4 are acute because they are the angles of $\triangle Q$ and $\triangle R$ that lie in quadrants 3 and 4, respectively. The angles at p_1, r_3, q_4 are acute by Lemma 3. The angle at p_2 is acute because it is below and to the left of both p_1 and q_1 , and the angle at q_1 is acute because both p_2 and q_3 are below and to the left of q_1 . All other angles are acute by Observation 1.

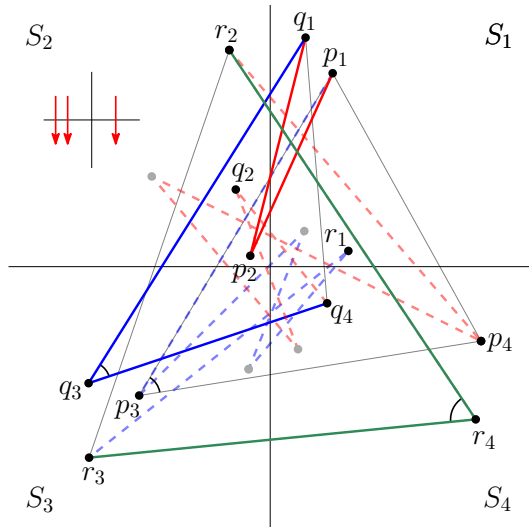


Figure 5: Illustration of Case 2(b).

Case 3. There is exactly one vertical quadruple. After a suitable relabeling assume that R is vertical. Based on our classification R is either convex or concave-acute, and it has an acute vertical cycle which is $r_1 r_3 r_4 r_2 r_1$. Since R is the only vertical quadruple, P and Q are concave-obtuse and their associated tails belong to quadrants 1 and 2. We distinguish two subcases: (a) the two tails belong to the same quadrant, (b) the two tails belong to different quadrants. These subcases are depicted in Figure 6.

First consider subcase (a). We may assume that the two tails belong to quadrant 2. Thus the centers of P and Q lie in quadrant 2, and the angles of $\triangle P$ and $\triangle Q$ that lie in quadrant 3 are acute, as in Figure 6(a). After a suitable relabeling assume that p_2 is below q_2 . Then we construct our acute tour as in Case 2(b) where p_2 was below q_2 . The only difference (in the argument) is that here the angles at r_3 and r_4 are acute because $r_1 r_3 r_4 r_2 r_1$ is an acute cycle.

Now consider subcase (b). In this case the center of, say P , lies in quadrant 2 and the center of Q lies in quadrant 1. Thus, the angle of $\triangle P$ that lies in quadrant 3 is acute, and the angle of $\triangle Q$ that lies in quadrant 4 is acute, as in Figure 6(b). Due to symmetry we may assume that the center of P , i.e. p_2 , is below the center of Q , i.e. q_1 . We construct our acute tour as in Case 2(b) where p_2 was below q_2 (and hence was below q_1). The angles at p_2 and q_1 are acute by reasons similar to that of Case 2(b). The only difference (in the argument) is that the angles at r_3 and r_4 are acute because $r_1 r_3 r_4 r_2 r_1$ is an acute cycle, the angle at q_3 is acute by Lemma 3, and the angle at q_4 is acute because it is the angle of $\triangle Q$ that lies in quadrant 4. This finishes our proof of Theorem 1.

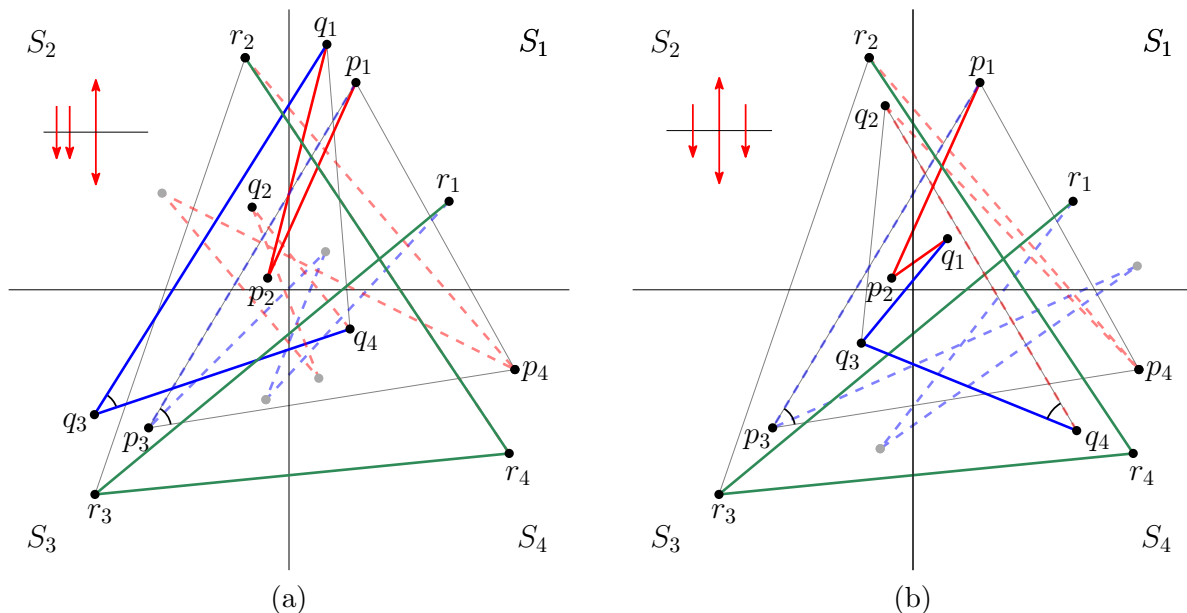


Figure 6: Illustration of (a) Case 3(a) where the centers of P and Q lie in the same quadrant, and (b) Case 3(b) where the centers of P and Q lie in different quadrants.

4 Concluding remarks

We showed how to construct an acute tour on any set of n points in the plane, where n is even and at least 36. Our construction uses only 12 points (namely the points of quadruples P , Q , and R) to form the tour. One might be interested to extend the range of n (to smaller even numbers) by taking advantage of the 24 unused points, although this may require some case analysis.

References

- [1] E. Ackerman, O. Aichholzer, and B. Keszegh. Improved upper bounds on the reflexivity of point sets. *Computational Geometry: Theory and Applications*, 42(3):241–249, 2009.
- [2] A. Aggarwal, D. Coppersmith, S. Khanna, R. Motwani, and B. Schieber. The angular-metric traveling salesman problem. *SIAM Journal on Computing*, 29(3):697–711, 1999. Also in *SODA'97*.
- [3] O. Aichholzer, A. Fischer, F. Fischer, J. F. Meier, U. Pfersch, A. Pilz, and R. Staněk. Minimization and maximization versions of the quadratic travelling salesman problem. *Optimization*, 66(4):521–546, 2017.
- [4] O. Aichholzer, T. Hackl, M. Hoffmann, C. Huemer, A. Pór, F. Santos, B. Speckmann, and B. Vogtenhuber. Maximizing maximal angles for plane straight-line graphs. *Computational Geometry: Theory and Applications*, 46(1):17–28, 2013.
- [5] E. M. Arkin, S. P. Fekete, F. Hurtado, J. S. B. Mitchell, M. Noy, V. Sacristán, and S. Sethia. On the reflexivity of point sets. In B. Aronov, S. Basu, J. Pach, and M. Sharir, editors, *Discrete and Computational Geometry: The Goodman-Pollack Festschrift*, pages 139–156. Springer, 2003.

- [6] R. Aschner and M. J. Katz. Bounded-angle spanning tree: Modeling networks with angular constraints. *Algorithmica*, 77(2):349–373, 2017. Also in *ICALP’14*.
- [7] R. Aschner, M. J. Katz, and G. Morgenstern. Do directional antennas facilitate in reducing interferences? In *Proceedings of the 13th Scandinavian Symposium and Workshops on Algorithm Theory (SWAT)*, pages 201–212, 2012.
- [8] I. Bárány, A. Pór, and P. Valtr. Paths with no small angles. *SIAM Journal on Discrete Mathematics*, 23(4):1655–1666, 2009. Also in *LATIN’08*.
- [9] A. Biniáz, P. Bose, A. Lubiw, and A. Maheshwari. Bounded-angle minimum spanning trees. In *Proceedings of the 17th Scandinavian Symposium and Workshops on Algorithm Theory (SWAT)*, pages 14:1–14:22, 2020.
- [10] P. Carmi, M. J. Katz, Z. Lotker, and A. Rosén. Connectivity guarantees for wireless networks with directional antennas. *Computational Geometry: Theory and Applications*, 44(9):477–485, 2011.
- [11] R. Courant and H. Robbins. *What is Mathematics? An Elementary Approach to Ideas and Methods*. Oxford University Press, New York, 1979.
- [12] A. Dumitrescu, J. Pach, and G. Tóth. Drawing Hamiltonian cycles with no large angles. *The Electronic Journal of Combinatorics*, 19(2):P31, 2012. Also in *GD’09*.
- [13] S. P. Fekete. *Geometry and the Traveling Salesman Problem*. Phd thesis, University of Waterloo, 1992.
- [14] S. P. Fekete and G. J. Woeginger. Angle-restricted tours in the plane. *Computational Geometry: Theory and Applications*, 8:195–218, 1997.
- [15] J. Kynčl. Personal communication. 2019.
- [16] O. Pirahmad, A. Polyanskii, and A. Vasilevskii. On a Tverberg graph. *CoRR*, abs/2108.09795, 2021.
- [17] S. Roy and W. Steiger. Some combinatorial and algorithmic applications of the borsuk-ulam theorem. *Graphs and Combinatorics*, 23(Supplement-1):331–341, 2007.
- [18] T. Tran, M. K. An, and D. T. Huynh. Antenna orientation and range assignment algorithms in directional WSNs. *IEEE/ACM Transaction on Networking*, 25(6):3368–3381, 2017. Also in *INFOCOM’16*.