

CLIP Meets Video Captioners: Attribute-Aware Representation Learning Promotes Accurate Captioning

Bang Yang^{1,2} and Yuexian Zou^{1,2*}

¹ADSPLAB, Shenzhen Graduate School, Peking University, Shenzhen, China

²Peng Cheng Laboratory, Shenzhen, China

{yangbang, zouyx}@pku.edu.cn

Abstract

For video captioning, “pre-training and fine-tuning” has become a de facto paradigm, where ImageNet Pre-training (INP) is usually used to help encode the video content, and a task-oriented network is fine-tuned from scratch to cope with caption generation. Comparing INP with the recently proposed CLIP (Contrastive Language-Image Pre-training), this paper investigates the potential deficiencies of INP for video captioning and explores the key to generating accurate descriptions. Specifically, our empirical study on INP vs. CLIP shows that INP makes video caption models tricky to capture attributes’ semantics and sensitive to irrelevant background information. By contrast, CLIP’s significant boost in caption quality highlights the importance of attribute-aware representation learning. We are thus motivated to introduce Dual Attribute Prediction, an auxiliary task requiring a video caption model to learn the correspondence between video content and attributes and the co-occurrence relations between attributes. Extensive experiments on benchmark datasets demonstrate that our approach enables better learning of attribute-aware representations, bringing consistent improvements on models with different architectures and decoding algorithms.

1. Introduction

Video captioning aims to depict video content with descriptive natural language automatically. It is crucial to acquire a holistic view of video content for this task, so learning effective visual representations is needed. Due to the limited video data in existing video captioning datasets [5, 51, 53], mainstream methods adopt the Encoder-Decoder framework [50] with a “pre-training and fine-tuning” paradigm, where ImageNet Pre-training (INP) is usually used to help encode the video content, and a task-oriented network is fine-tuned from scratch to cope with

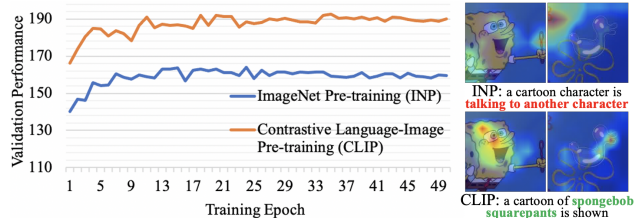


Figure 1. ImageNet Pre-training (INP) vs. Contrastive Language-Image Pre-training (CLIP). When using CLIP rather than INP to help encode the video content, captioning performance is greatly improved (left), which can be attributed to the better learning of attribute-aware representations (right). The right part visualizes Grad-CAM [42] for the ground-truth caption “spongebob squarepants blows bubbles”. The caption below each example is model’s actual prediction. Please refer to Sec. 3.4 for more details.

caption generation. However, using INP across discrepant tasks may bring limited benefits, e.g., He *et al.* [18] indicate that INP does not improve the accuracy of object detection. By reviewing recent advances in video captioning [7, 21, 33, 58, 59], it is noted that these methods are built upon the default use of INP and meanwhile, their performance gradually becomes saturated on MSR-VTT [53]. Thus, immediate questions raise: *is INP causing a performance bottleneck for video captioning? If so, why?*

To answer the above question, we turn our attention to CLIP (Contrastive Language-Image Pre-training) [40], which has drawn great attention in the community due to its strong zero-shot transfer ability to various vision tasks. As a branch of vision-language pre-training research [27, 29, 55, 60], CLIP is unbounded by a fixed set of labels and its pre-training data, *i.e.*, 400M noisy image-text pairs crawled from the Internet, is larger than ImageNet [11] by an order of magnitude. To this end, we hypothesize that CLIP has great potentials for video captioning.

In this paper, we propose to analyze the conventional wisdom of using INP in video captioning. With off-the-

*Corresponding author.

shelf model resources¹, we carry out an empirical study on INP vs. CLIP to shed new light on potential deficiencies of INP for caption generation and explore the key to promoting accurate captioning. Fig. 1 gives a snapshot of our experimental study. We can see from the curves that captioning performance is significantly improved when using CLIP rather than INP to help encode the video content. This performance gap can be interpreted by the visualized example shown on the right, where INP deviates the video caption model’s focus from the critical regions of attributes “spongebob squarepants” and “bubbles” while CLIP’s results just the opposite. As a result, the empirical study has shown that attribute-aware representation learning does matter to accurate caption generation.

Based on the above finding, we propose Dual Attribute Prediction (DAP) to enhance the learning of attribute-aware representations of a video captioner². Specifically, DAP requires the captioner to infer relevant attributes based on partial information *from no matter videos or text descriptions*. To achieve that, the captioner has to build the correspondence between video content and attributes and learn the attributes’ co-occurrence relations. As DAP derives its supervision signal from original annotations and only needs an additional lightweight network during training, it can be flexibly applied in various video captioners and jointly trained with them in a multi-task learning fashion.

To summarize, we make the following contributions:

- We carry out an empirical study on INP vs. CLIP for video captioning. The results reveal the deficiencies of INP and suggest the importance of attribute-aware representation learning in promoting accurate captioning.
- Motivated by the success of CLIP for video captioning, we introduce Dual Attribute Prediction, an auxiliary task that can be jointly trained with various video caption models to strengthen their learning of attribute-aware representations.
- Extensive experiments on MSR-VTT [53] and VATEX [51] demonstrate the effectiveness of our approach, which brings consistent improvements on models with different architectures and decoding algorithms.

2. Related Work

Video Captioning. The “pre-training and fine-tuning” paradigm is commonly used from the very first neural network based methods [49, 50] to the present day. Recent advances in video captioning pay attention to the following three aspects. (1) Fine-grained representation learning: while several works utilized graph models to learn relations between detected objects [37, 59], Chen and Jiang [7] focused on the relations between regions across frames

to avoid costly external object detectors. (2) Knowledge distillation: Zhang *et al.* [59] employed an external language model as the teacher to impart linguistic knowledge to the caption model. Lin *et al.* [33] used multiple decoders and made them mutually learn from each other. (3) New paradigms: Yang *et al.* [54] proposed to generate captions from coarse-grained to fine-grained with non-autoregressive decoding algorithms. Zhang *et al.* [58] introduced an open-book paradigm, where captions were generated under the guidance of both video content and video-content-retrieval sentences. The above advanced methods pay less attention to the pre-training models they use, which, however, lay a foundation for decision making and may limit the upper bound of performance.

Vision-Language Pre-training (VLP). Unlike single-modal understanding, VLP aims to bridge vision and language by modeling their interactions. Generally, existing VLP methods can be categorized into two groups: (1) learning vision-language representations [9, 22, 25, 27–29, 31, 35, 44, 45, 55, 60] and (2) learning visual representations from natural language supervision [12, 23, 40, 41]. For the former, a deep cross-modal Transformer [47] is usually used to fuse multi-modal inputs and learn contextualized features. Among the latter, CLIP [41] drew great attention because of its strong zero-shot transfer ability. Most recently, some works proposed to apply CLIP to different scenarios [14, 36, 43]. Closely related to our work is the approach of [43], which has shown the performance advantage of using CLIP in image captioning. The key difference is that we analyze what leads to the performance boost.

Multi-Task Learning (MTL). The goal of MTL is to learn shared representations from multiple related tasks to improve the generalization performance of all tasks [4]. Its usefulness has been widely demonstrated in various tasks of computer vision, including the video captioning task concerned in this paper. Specifically, Pasunuru and Bansal [39] proposed to train a video caption model with two directed-generation tasks, whose supervision signal was obtained from external datasets. By contrast, more attempts were made to construct auxiliary tasks by deriving additional supervision signal from the original annotations, *e.g.*, predicting mined latent topics [6] or extracted attributes [21, 30, 56] solely based on the input videos.

3. On INP vs. CLIP for Video Captioning

This section aims to investigate the potential deficiencies of INP and explore the key to generating accurate descriptions. We organize this section as follows. We first briefly review video captioning in Sec. 3.1. Then, we introduce a Transformer baseline for video captioning in Sec. 3.2, where we will show how to integrate INP or CLIP models with the baseline. Finally, based on the experimental setup in Sec. 3.3, we present our analysis in Sec. 3.4.

¹<https://github.com/openai/CLIP>

²We use the terms captioner and caption model interchangeably.

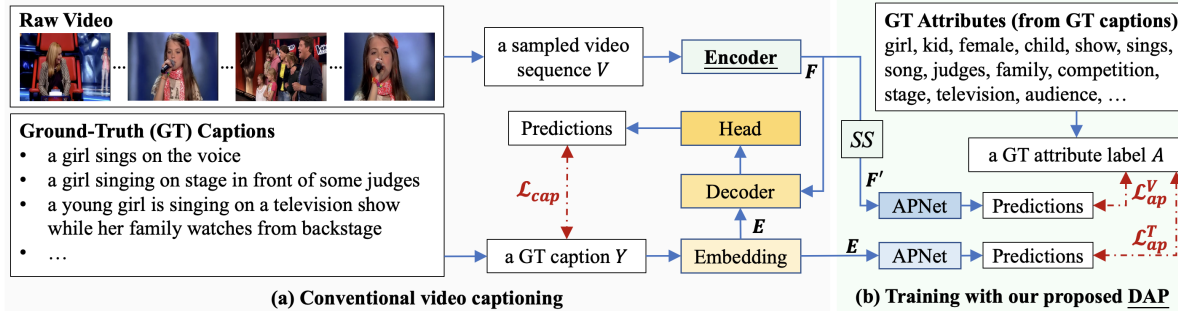


Figure 2. Pipeline of video captioning at the training stage. In Sec. 3, we will review (a) and focus on the encoder part of video caption models in which conventional methods usually use ImageNet pre-training models to encode the video content. In Sec. 4, we will elaborate our proposed Dual Attribute Prediction (DAP) shown in (b), where “SS” denotes the sparse sampling.

3.1. Overview of Video Captioning

As shown in Fig. 2 (a), conventional video captioning methods build upon the Encoder-Decoder framework. Formally, given a sequence of sampled video frames (or snippets) $V = \{v_1, v_2, \dots, v_N\}$ of length N , the caption encoder aims to encode V into video features $\mathbf{F} \in \mathbb{R}^{d_h \times N}$:

$$\mathbf{F} = \text{Encoder}(V) \quad (1)$$

After the encoding stage, the decoding stage uses a typical autoregressive manner to generate a caption $Y = \{y_1, y_2, \dots, y_T\}$ of length T . Specifically at t -th time step, previously generated words $Y_{<t}$ are first embedded into low dimensional space to obtain text embeddings $\mathbf{E}_{<t} \in \mathbb{R}^{d_h \times t}$:

$$\mathbf{E}_{<t} = \text{Embedding}(Y_{<t}) \quad (2)$$

Then given $\mathbf{E}_{<t}$ and video features \mathbf{F} , the rest decoding stage at t -th time step can be formulated as follows:

$$\begin{aligned} h_t &= \text{Decoder}(\mathbf{E}_{<t}, \mathbf{F}) \\ p(y_t | Y_{<t}, V) &= \text{softmax}(\text{Head}(h_t)) \end{aligned} \quad (3)$$

where the hidden state $h_t \in \mathbb{R}^{d_h}$ of the caption decoder is produced first and then fed to a classification head, followed by a softmax function to predict the probability distribution $p(y_t | Y_{<t}, V) \in \mathbb{R}^{|\mathcal{V}|}$ over the vocabulary \mathcal{V} . Finally, to train the video caption model, the cross entropy loss is the most used objective and can be defined as follows:

$$\mathcal{L}_{cap} = - \sum_{t=1}^T \log p(y_t | Y_{<t}, V) \quad (4)$$

where teacher forcing technique [52] is applied, *i.e.*, both y_t and $Y_{<t}$ are derived from ground-truth captions.

3.2. A Transformer Baseline for Video Captioning

To implement the caption encoder, we follow the common practices [58, 59] to freeze pre-training backbones

(*e.g.*, ResNet-101 [19]) during training and add a fully connected (FC) layer followed by a layer normalization (LN) layer [2]. Thus Eq. (1) can be detailed as follows:

$$\mathbf{F} = \text{Encoder}(V) = \text{LN}(\text{FC}(\text{Backbone}(V))) \quad (5)$$

where parameters in $\text{LN}(\cdot)$ and $\text{FC}(\cdot)$ are trainable while that of $\text{Backbone}(\cdot)$ is fixed. When considering multimodalities, we fuse features $\{\mathbf{F}^{(m)}\}_{m=1}^M$ of M modalities to obtain $\mathbf{F} \in \mathbb{R}^{d_h \times MN}$. Details for the rest components are as follows. The embedding layer consists of a word embedding layer, a position embedding layer, and a LN layer, all of which are trainable. The caption decoder comprises a stack of Transformer decoder layers as in [47]. The classification head is implemented as a FC layer.

To utilize INP or CLIP to help encode the video content, we can replace the backbone in Eq. (5) with an INP model or the visual encoder of a CLIP model and keep the rest components unchanged. Thus, after training baseline models with different backbones, we can probe into the learned video features \mathbf{F} to compare their differences.

3.3. Experimental Setup

Dataset. We experiment on MSR-VTT [53], which consists of 10,000 open-domain video clips from YouTube and each of them has 20 captions and one of 20 categories. We follow the official split to use 6,513, 497, and 2,990 videos for training, validation, and testing, respectively.

Metrics. To measure caption quality, we use four common automatic metrics: CIDEr [48], BLEU-4 [38], METEOR [3], and ROUGE-L [32]. All metrics are computed by Microsoft COCO Evaluation Server [8]. We also report a summation of the front four metrics, named Meta-Sum. To quantify caption diversity, we follow [10, 54] and compute three metrics, including Novel (the percentage of captions that have not been seen in the training data), Unique (the percentage of captions that are unique among the generated captions), and Vocab (the number of words in the vocabulary that are adopted to generate captions).

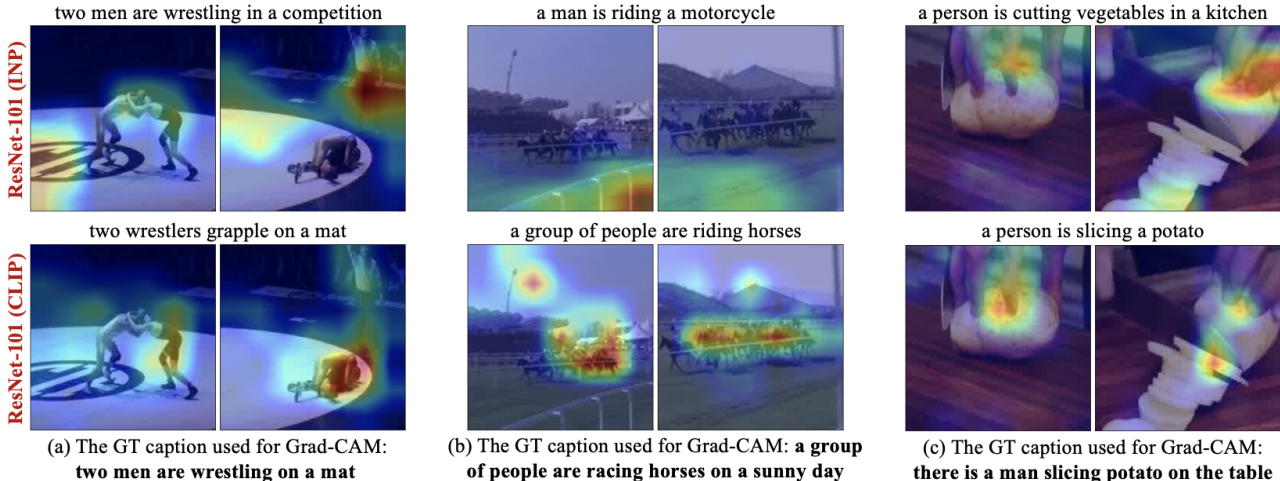


Figure 3. Grad-CAM for the given ground-truth (GT) captions. In each case, the input of the video caption model is two manually selected keyframes, based on which the actual generated description is given above the subfigure. ResNet-101 (INP) and ResNet-101 (CLIP) refer to models 1 and 4 in Tab. 1. It is obvious that using CLIP enables the video caption model to be more aware of where the attributes are.

Implementation Details. We consider image, motion, and audio modalities of videos. With uniformly sampled $N = 28$ frames (snippets) of a video, we use ResNet-101 [19] pre-trained on ImageNet [11], 3D ResNeXt-101 [17] pre-trained on Kinetics-400 [24], and VGGish [20] pre-trained on AudioSet [15] to respectively extract features of the above three modalities. We pad zero vectors for videos without the soundtrack. For a fair comparison, we also treat ResNet-101 as the backbone of our baseline model when using CLIP. The rest of the details are left to Sec. 4.3.

3.4. Analysis

We conduct a series of analyses on MSR-VTT to provide some insights and answer the following questions.

(1) Can CLIP improve video captioning compared with INP? For a fair comparison, we treat ResNet-101 with either INP or CLIP as the backbone of our baseline model and keep other components the same. As we can see in Tab. 1, using CLIP brings significant improvements over INP on both caption quality and diversity under different combinations of modalities, *e.g.*, compared with model 1, model 4 gains a relative improvement of 27.2% at CIDEr and generates more than twice as many novel captions. Although taking more modalities as the model inputs gradually narrow the performance gap, a relative gain of 10.4% at CIDEr for model 6 *vs.* model 3 is still overwhelming.

(2) What results in the large performance gap between INP and CLIP? We answer this question from two aspects. The first aspect is to explore the decision-making process of models. Specifically, we pick models 1 and 4 in Tab. 1 for evaluation and use Grad-CAM [42], a gradient-based localization technology, to figure out which part of the input videos is responsible for the models’ outputs. As

#	Modality	Caption Quality					Caption Diversity		
		C	B4	M	R	MS	N	U	V
1	I _{INP}	41.5	37.7	26.9	58.4	164.5	9.7	17.2	299
2	I _{INP} + M	46.3	39.9	27.8	59.8	173.8	13.5	22.0	357
3	I _{INP} + M + A	50.0	43.9	29.2	61.9	185.0	20.5	30.4	409
4	I _{CLIP}	52.8	43.4	29.6	61.8	187.6	20.8	30.7	497
5	I _{CLIP} + M	54.6	44.6	29.9	62.7	191.8	24.0	34.8	518
6	I _{CLIP} + M + A	55.2	47.1	30.4	63.6	196.3	24.2	35.4	492

Table 1. Performance of using ImageNet Pre-training (INP) or CLIP under different combinations of image (I), motion (M) and audio (A) modalities. CIDEr, BLEU-4, METEOR, ROUGE-L, Meta-Sum, Novel, Unique, and Vocab metrics are reported here.

we can see the first row in Fig. 3, using INP deviates the model’s focus from the most critical regions for the given GT captions, *e.g.*, the neglect of two wrestlers that grapple on a mat in (a) and the wrong attention towards the railing in (b). By contrast, the second row in Fig. 3 shows that using CLIP enables the model to be more aware of where the attributes are. This is conducive to accurate captioning, *e.g.*, “riding horses” *vs.* “riding a motorcycle” in (b), “potato” *vs.* “vegetables” in (c).

The second aspect is to analyze the learned video features. To this end, we use models 3 and 6 in Tab. 1. We first obtain mean pooled video features for every video in the testing set, followed by the z-score normalization. Then we calculate between- or intra-class Average Cosine Similarity (ACS³) based on the ground-truth category tags of MSR-VTT. As shown in Fig. 4 (a), the video caption model

³Given two set of features A and B , ACS is defined as the average value of $|A| \cdot |B|$ pairs’ cosine similarities.

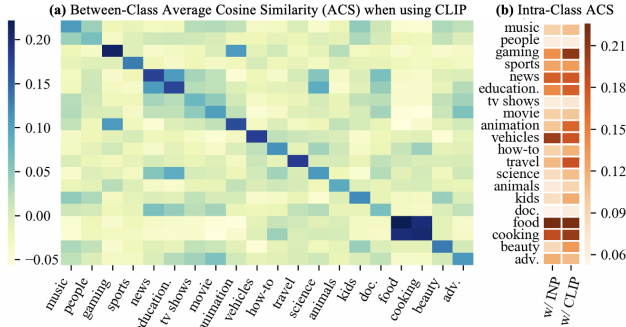


Figure 4. Quantitative analysis on the learned video features. In (b), the mean intra-class ACS over all categories can be relatively improved 18.1% after using CLIP.




Figure 5. An example on the learned video features. Using CLIP enables the video caption model to encode more semantics of the attributes “stroller” and “TED” rather than the background.

can generally distinguish features from different categories when using CLIP (so does the model using INP). In (b), we can clearly observe the difference between INP and CLIP, *i.e.*, using CLIP can learn more similar intra-class video features on almost all categories, indicating that using CLIP can better capture the topic-related characteristics of video content. We note that INP performs better than CLIP on the “vehicles” category, possibly because objects like “jeep” and “truck” are common in the ImageNet dataset. Moreover, we give a qualitative example in Fig. 5, where the first two videos share similar attributes “stroller” and the last two videos have a similar white background. We can see that a high similarity is wrongly assigned to #9296 and #8993 when using INP while using CLIP makes the model more robust against irrelevant background information and more sensitive to the attributes.

Main conclusions: (1) INP does not work well in video captioning, which manifests as the unsatisfying captioning performance in Tab. 1, the overlook of attributes’ semantics in Fig. 3, and the vulnerability to irrelevant background interference in Fig. 5. The deficiencies of INP can be attributed to the domain gap between ImageNet data and video captioning data. (2) Using CLIP helps describe the accurate videos’ details, which in turn promotes caption diversity. The quantitative and visualized results suggest that attribute-aware representation learning is the key to promoting accurate captioning.

4. Approach

With the success of CLIP for video captioning, we are motivated to further strengthen attribute-aware representation learning of a video caption model by introducing Dual Attribute Prediction (DAP). We organize this section as follows. Firstly, we elaborate the formulation of attribute prediction in Sec. 4.1, followed by our proposed DAP in Sec. 4.2. Then based on the experimental setup in Sec. 4.3, we compare our approach with state-of-the-art methods in Sec. 4.4 and carry out comprehensive experiments to verify the effectiveness of DAP in Sec. 4.5.

4.1. Formulation of Attribute Prediction

Supervision Signal. Given training captions, we screen out the most frequent K non-stop words (*e.g.*, nouns, verbs, and adjectives) as attributes. Thereafter, for each video, we can obtain a multi-hot attribute label $A = \{a_1, a_2, \dots, a_K\}$, where $a_k = 1$ if the k^{th} attribute exists in ground-truth captions of the video and $a_k = 0$ otherwise.

Feed-Forward Pass. Let denote $\mathbf{X} \in \mathbb{R}^{d_h \times L}$ as the features used for attribute prediction, d_h the hidden dimension of the model, and L the number of instances. We adopt Multiple Instance Learning (MIL) since the attribute label A corresponded to \mathbf{X} only provides a weak supervision signal. Specifically, we firstly feed \mathbf{X} into an attribute prediction network (APNet) followed by a sigmoid function to obtain a raw probability matrix $\mathbf{P}_{raw} \in \mathbb{R}^{K \times L}$:

$$\mathbf{P}_{raw} = \text{sigmoid}(\text{APNet}(\mathbf{X})) \quad (6)$$

where $P_{raw}^{k,l}$ denotes the possibility that the l^{th} instance contains the k^{th} attribute. Then, we use a noisy-OR MIL model [57] to merge probability values of all L instances:

$$\forall k \in [1, K], \quad p_k = 1 - \prod_{l=1}^L (1 - P_{raw}^{k,l}) \quad (7)$$

where p_k is the final probability of the k^{th} attribute.

Training Objective. As attribute prediction can be seen as a problem of multi-label classification, the binary cross entropy loss is a suitable training objective:

$$\mathcal{L}_{bce} = -\frac{1}{K_{pos}} \sum_{k=1}^K (a_k \log(p_k) + (1-a_k) \log(1-p_k)) \quad (8)$$

where the loss for each attribute is normalized by the number of positive attributes K_{pos} following the work in object detection [34]. In practice, we find that when solely using \mathcal{L}_{bce} , p_k in Eq. (7) is prone to be 1 for all attributes at the beginning of training. In such a case, the problem of gradient vanishing hampers the subsequent training procedure. Thus, we propose to add an extra regularization term \mathcal{L}_{reg} :

	RN-50	RN-101	RN-50x4	ViT-B/32
MSR-VTT	193.9	196.3	198.2	199.2
VATEX	168.3	171.9	174.8	174.4

Table 2. Meta-Sum scores on MSR-VTT and VATEX using different visual encoders of CLIP. ‘‘RN’’ is short for ResNet.

$$\mathcal{L}_{reg} = \max(\text{mean}(\mathbf{P}_{\text{raw}}) - K_{pos}/K, 0) \quad (9)$$

With the proposed \mathcal{L}_{reg} , attribute prediction is forced to be conservative, and the training procedure becomes stable (\mathcal{L}_{reg} decreases dramatically to 0 in experiments). The final training objective for attribute prediction \mathcal{L}_{ap} is defined as:

$$\mathcal{L}_{ap} = \mathcal{L}_{bce} + \mathcal{L}_{reg} \quad (10)$$

4.2. Dual Attribute Prediction (DAP)

DAP is an auxiliary task requiring the video caption model to infer relevant attributes based on partial information from videos or text descriptions. Thus, DAP carries out the following two types of prediction.

Video-based Attribute Prediction is expected to predict the attributes of a video (*i.e.*, A) given sparsely sampled video features \mathbf{F}' , where features of many attributes may have been omitted. Specifically, given video features $\mathbf{F} \in \mathbb{R}^{d_h \times N}$ after encoding (Eq. (5)), we introduce a sampling ratio $r \in (0, 1]$ to obtain $\mathbf{F}' \in \mathbb{R}^{d_h \times N'}$, where $N' = \lceil N \cdot r \rceil$. In implementation, r is set to be distributed uniformly during training. Finally, we replace \mathbf{X} in Eq. (6) with \mathbf{F}' and get a resulting training objective \mathcal{L}_{ap}^V .

Text-based Attribute Prediction aims to predict the attributes of a video solely based on a corresponding ground-truth (GT) caption that contains limited observable attributes. Formally, given a GT caption Y of length T , we first obtain its embedding representation $\mathbf{E} \in \mathbb{R}^{d_h \times T}$:

$$\forall y_t \in Y, e_t \in \mathbf{E}, \quad e_t = \text{LN}(\mathbf{W}_{[y_t]}^w + \mathbf{W}_{[t]}^p) \quad (11)$$

where $\mathbf{W}^w \in \mathbb{R}^{d_h \times |\mathcal{V}|}$ is word embeddings of the vocabulary \mathcal{V} and $\mathbf{W}_{[y_t]}^w$ yields a embedding vector indexed by y_t ; $\mathbf{W}^p \in \mathbb{R}^{d_h \times T_{max}}$ is positional embeddings while T_{max} is a pre-defined maximum sequence length. Then, we replace \mathbf{X} in Eq. (6) with \mathbf{E} and get a resulting training objective \mathcal{L}_{ap}^T . Note that in practice, we share parameters in Eq. (11) with the ones in Eq. (2) and do not share the same APNet in Eq. (6) for the above two types of attribute prediction.

Overall Training Objective. We jointly optimize \mathcal{L}_{cap} (Eq. (4)) for caption generation and \mathcal{L}_{ap}^V and \mathcal{L}_{ap}^T for DAP:

$$\mathcal{L} = \mathcal{L}_{cap} + \lambda_1 \mathcal{L}_{ap}^V + \lambda_2 \mathcal{L}_{ap}^T \quad (12)$$

where λ_1 and λ_2 are empirically set to 1.

	Method	Ref.	C	B4	M	R
MSRVTT	MAD-SAP [21]	TIP20	48.5	41.3	28.3	61.4
	ORG-TRL [59]	CVPR20	50.9	43.6	28.8	62.1
	MGCMP [7]	ICCV21	51.4	41.7	28.9	62.1
	NACF [54]	AAAI21	51.4	42.0	28.7	-
	APML [33]	AAAI21	52.2	43.8	30.3	63.6
	OpenBook [58]	CVPR21	52.9	42.8	29.3	61.7
	CLIP-Base	Ours	57.0	47.3	30.9	64.0
CLIP-DAP	Ours	58.7	48.2	31.3	64.8	
VATEX	VATEX [51]	ICCV19	45.1	28.4	21.7	47.0
	ORG-TRL [59]	CVPR20	49.7	32.1	22.2	48.9
	NSA [16]	CVPR20	57.1	31.0	22.7	49.0
	OpenBook [58]	CVPR21	57.5	33.9	23.7	50.2
	MGCMP [7]	ICCV21	57.6	34.2	23.5	50.3
	CLIP-Base	Ours	60.9	36.8	24.8	51.9
	CLIP-DAP	Ours	62.4	36.8	25.1	52.2

Table 3. Performance comparison with state-of-the-art methods on CIDEr, BLEU-4, METEOR, and ROUGE-L metrics.

4.3. Experimental Setup

Datasets. Apart from MSR-VTT mentioned in Sec. 3.3, we also experiment on VATEX [51]. It is a challenging dataset that contains 41,269 video clips, each of which is annotated with 10 English descriptions. According to the official splits, the dataset is divided into 25,991 training, 3,000 validation, and 6,000 public testing.

Metrics. We use all metrics in Sec. 3.3 and additionally measure mean average precision (mAP), a popular metric in retrieval tasks, when evaluating our DAP.

Implementation Details. For attribute prediction, we set the number of attributes K to 500 and implement APNet in Eq. (6) as a fully connected layer. For our baseline model, we set the number of Transformer decoder layers to 1, and use a dropout probability of 0.1 on attention layers whereas 0.5 on other layers. Given that VATEX is more complex than MSR-VTT, we set the hidden dimension d_h to 512 for MSR-VTT whereas 1,024 for VATEX⁴. During training, we truncate sentences into a fixed length of $T_{max} = 30$. We train batches of 64 video-sentence pairs using ADAM [26] with L2 weight decay of 0.001. Training lasts 50 epochs, and the learning rate is initialized with 5e-4 and decayed to 0.9 times every epoch before reaching 1e-6. During inference, beam search with a beam size of 5 is used.

Default Settings. We use all three modalities of videos based on the results in Tab. 1 and take CLIP’s ViT-B/32 encoder [13] as the backbone based on the results in Tab. 2.

4.4. Comparison with State-of-the-Art Methods

We compare our approach with the most current state-of-the-art methods (SOTAs) on MSR-VTT and VATEX. As

⁴In all cases, we set the intermediate size of the feed-forward layer in the Transformer to be $4d_h$ and the number of attention heads to be $d_h/64$.

Model	Objective			Caption Quality					Caption Diversity		
	\mathcal{L}_{cap}	\mathcal{L}_{ap}^V	\mathcal{L}_{ap}^T	CIDEr	BLEU-4	METEOR	ROUGE-L	Meta-Sum	Novel	Unique	Vocab
CLIP-Base	✓			57.0	47.3	30.9	64.0	199.2	28.0	40.0	520
CLIP-VAP	✓	✓		58.4	48.1	31.3	64.8	202.6	31.5	43.2	565
CLIP-TAP	✓		✓	58.0	47.6	31.1	64.8	201.5	31.7	43.9	581
CLIP-DAP	✓	✓	✓	58.7	48.2	31.3	64.8	203.0	30.7	43.2	569

Table 4. Impact of using different training objectives on caption quality and diversity.




Figure 6. Retrieval comparison between CLIP-Base and CLIP-VAP, where the cosine similarity for CLIP-Base vs. CLIP-VAP and CLIP-VAP’s top 10 predicted attributes are also given.




Figure 7. Performance of whether using sparse sampling (SS) in video-based attribute prediction (VAP).

shown in Tab. 3, the baseline model using CLIP (*i.e.*, CLIP-Base) already surpasses SOTAs by a large margin due to the better learning of attribute-aware representations as mentioned in Sec. 3.4. But we note that the relative improvement of CLIP-Base against SOTAs on VATEX is relatively small than that of MSR-VTT. This is probably because videos in VATEX are originated from the action recognition dataset, Kinetics [24], making the motion cues more important than the static appearance. Compared with CLIP-Base, the model trained with our proposed DAP (*i.e.*, CLIP-DAP) performs better on both datasets, especially the CIDEr metric, *e.g.*, a relative improvement of 3.0% on MSR-VTT.

4.5. Analysis on DAP

In this section, we conduct ablation studies on MSR-VTT concerning various aspects of DAP’s design.

Impact of Video-based Attribute Prediction (VAP). The results in Tab. 4 show that using VAP can improve all

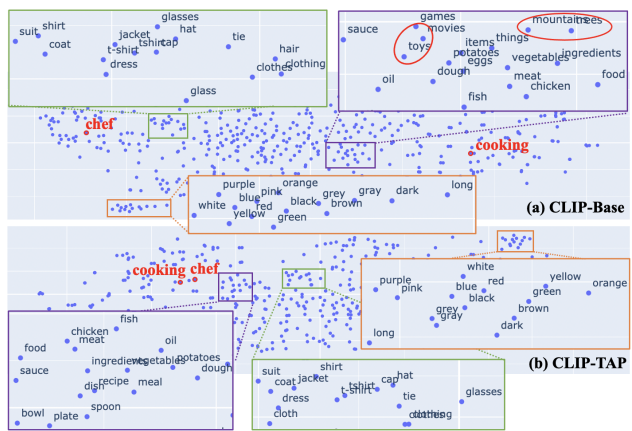


Figure 8. Analysis on the learned attribute embeddings via t-SNE visualization. Using TAP makes attributes that often co-occur closer to each other, *e.g.*, both “chef” and “cooking” are nearer to the “food & tableware” attribute set (the purple bounding box).

metrics (CLIP-VAP vs. CLIP-Base). We follow the analysis in Sec. 3.4 to evaluate the impact of VAP on the learned video features. It turns out that mean intra-class ACS over all categories can be raised from 0.121 to 0.133 (a relative gain of 9.9%) after using VAP. We further give an example in Fig. 6 to illustrate the difference between CLIP-Base and CLIP-VAP. As we can see, while similar retrieval results can be obtained for the given query video, two models have different preferences, *e.g.*, CLIP-VAP prefers videos with a similar style to the query video. This can be explained by the predicted attributes of CLIP-VAP, where the attribute “game” is detected in video #7219, #7929, and #7214.

Impact of Sparse Sampling (SS). SS is introduced in VAP and can be seen as a way of argumentation. To evaluate its effect, we first train models with a fixed number of sampled frames $N = 28$ and then measure performance under different N during inference. As shown in Fig. 7a, using SS makes the model achieve better mAP and become more robust. Besides, the results in Fig. 7b further indicate that caption generation can benefit from the superior performance of the auxiliary prediction task.

Impact of Text-based Attribute Prediction (TAP). Similar to VAP, using TAP can also improve the captioning performance, *i.e.*, CLIP-TAP vs. CLIP-Base in Tab. 4. To

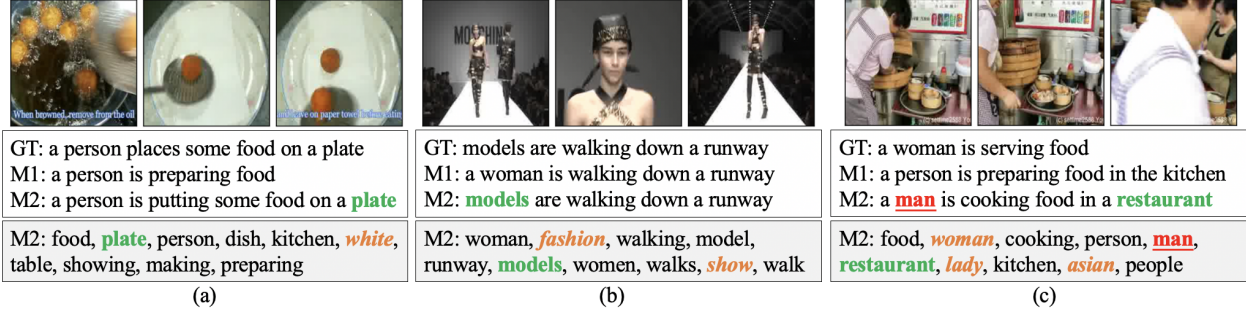


Figure 9. Captioning results of the CLIP-Base (M1) and CLIP-DAP (M2) models, where we highlight **accurate keywords** and **errors**. Below each example, top 10 video-based predicted attributes of M2 are given. It can be observed that although our proposed DAP enables M2 to generally describe more accurate details than M1, there are still many *meaningful predicted attributes* yet to be utilized.

Comment	Method	C	B4	M	R	MS
LSTM & Autoregressive	TopDown [1]	51.8	44.8	29.0	63.0	188.6
	+ DAP	52.7	46.1	29.2	63.6	191.6
Transformer & Autoregressive	ARB [54]	56.3	46.0	30.6	63.9	196.8
	+ DAP	58.1	47.5	31.2	64.7	201.5
Transformer & Non-Autoregressive	NACF [54]	54.2	44.4	29.7	63.6	191.9
	+ DAP	54.9	45.2	29.8	63.9	193.8

Table 5. Effect of the proposed DAP on other methods.

gain more insights into TAR, we extract $K = 500$ attribute embeddings from word embeddings (*i.e.*, \mathbf{W}^w in Eq. (11)) and visualize them via t-SNE [46]. Based on the results in Fig. 8, we have the following two observations. (1) For CLIP-Base with only the caption generation objective, attributes of the same type are generally clustered together. But some noises may exist in those potential clusters, *e.g.*, attributes like “toys” and “games” are contained in the cluster about food and tableware (the purple bounding box). (2) After using TAP, the co-occurrence relations between attributes affect the learned representations, *e.g.*, “cooking” and “chef”, two attributes that often co-occur with food and tableware, become closer to the purple bounding box in (b).

Impact of Dual Attribute Prediction (DAP). The results in Tab. 4 show that VAP and TAP are complementary, making the CLIP-DAP model perform the best. To further verify the effectiveness of our DAP, we re-implement the following methods: LSTM-based TopDown [1] whose decoder consists of an attention LSTM and a language LSTM and Transformer-based ARB and NACF [54] whose encoders are different from ours. Note that all these methods are trained with our own settings, which may not be their best options. The results in Tab. 5 demonstrate that our proposed DAP is adaptable to methods with different architectures and decoding algorithms. We note that the improvement on NACF is relatively small, which is probably because NACF already uses multiple training objectives, mak-

ing the trade-off between different tasks more knotty.

Qualitative results. Fig. 9 presents three examples to illustrate the difference between CLIP-Base’s and CLIP-DAP’s generated captions. We can see that while CLIP-Base describes the main event of videos accurately, CLIP-DAP can capture more details, *i.e.*, “plate” in (a), “models” in (b), and “restaurant” in (c). We note that CLIP-DAP mistakes the woman in (c) as a man. One reason might be that it is difficult to recognize the woman from behind. Another reason might be that the language model is biased by the imbalanced training data, where the word “man” is more frequent than “woman”. However, given the video-based predicted attributes (*i.e.*, VAP’s results) of CLIP-DAP below each example, we can see that there is a great potential to use the predicted attributes to polish the captioning results of CLIP-DAP, *e.g.*, “white plate” in (a), “fashion show” in (b), and “Asian woman (lady)” in (c).

5. Conclusions

This paper investigates the conventional wisdom of using ImageNet Pre-training (INP) in video captioning. Through an empirical study on INP *vs.* CLIP, we reveal the potential deficiencies of INP and conclude from the success of CLIP that attribute-aware representation learning is the key to promoting accurate captioning. We also introduce Dual Attribute Prediction (DAP) to injects attribute-related knowledge into video caption models during training. It turns out that DAP enables models to achieve better learning of video and word representations. We will apply DAP to other vision-language tasks in our future work and design a noise-robust mechanism to utilize the predicted attributes. **Ethical concerns and limitations.** It should attend to the potential negative impacts of the annotation bias when applying video captioning in surveillance, retrieval, and recommender systems. As for limitations, our approach relies on an implicit assumption that attributes in GT captions can correspond to the visual or acoustic content of videos, which is not always applicable, especially in a noisy dataset.

References

- [1] Peter Anderson, Xiaodong He, Chris Buehler, Damien Teney, Mark Johnson, Stephen Gould, and Lei Zhang. Bottom-up and top-down attention for image captioning and visual question answering. In *CVPR*, pages 6077–6086, 2018. 8
- [2] Jimmy Lei Ba, Jamie Ryan Kiros, and Geoffrey E Hinton. Layer normalization. *arXiv preprint arXiv:1607.06450*, 2016. 3
- [3] Satyanjeev Banerjee and Alon Lavie. Meteor: An automatic metric for mt evaluation with improved correlation with human judgments. In *ACL workshop*, pages 65–72, 2005. 3
- [4] Rich Caruana. Multitask learning. *Machine learning*, 28:41–75, 1997. 2
- [5] David Chen and William B Dolan. Collecting highly parallel data for paraphrase evaluation. In *ACL*, pages 190–200, 2011. 1
- [6] Shizhe Chen, Jia Chen, Qin Jin, and Alexander Hauptmann. Video captioning with guidance of multimodal latent topics. In *ACMMM*, pages 1838–1846, 2017. 2
- [7] Shaoxiang Chen and Yu-Gang Jiang. Motion guided region message passing for video captioning. In *ICCV*, pages 1543–1552, 2021. 1, 2, 6
- [8] Xinlei Chen, Hao Fang, Tsung-Yi Lin, Ramakrishna Vedantam, Saurabh Gupta, Piotr Dollár, and C Lawrence Zitnick. Microsoft coco captions: Data collection and evaluation server. *arXiv preprint arXiv:1504.00325*, 2015. 3
- [9] Yen-Chun Chen, Linjie Li, Licheng Yu, Ahmed El Kholy, Faisal Ahmed, Zhe Gan, Yu Cheng, and Jingjing Liu. Uniter: Universal image-text representation learning. In *ECCV*, pages 104–120. Springer, 2020. 2
- [10] Bo Dai, Sanja Fidler, and Dahua Lin. A neural compositional paradigm for image captioning. In *NIPS*, 2018. 3
- [11] Jia Deng, Wei Dong, Richard Socher, Li-Jia Li, Kai Li, and Li Fei-Fei. Imagenet: A large-scale hierarchical image database. In *CVPR*, pages 248–255. Ieee, 2009. 1, 4
- [12] Karan Desai and Justin Johnson. Virtex: Learning visual representations from textual annotations. In *CVPR*, pages 11162–11173, 2021. 2
- [13] Alexey Dosovitskiy, Lucas Beyer, Alexander Kolesnikov, Dirk Weissenborn, Xiaohua Zhai, Thomas Unterthiner, Mostafa Dehghani, Matthias Minderer, Georg Heigold, Sylvain Gelly, et al. An image is worth 16x16 words: Transformers for image recognition at scale. In *ICLR*, 2020. 6
- [14] Federico A Galatolo, Mario GCA Cimino, and Gigliola Vaglini. Generating images from caption and vice versa via clip-guided generative latent space search. *arXiv preprint arXiv:2102.01645*, 2021. 2
- [15] Jort F Gemmeke, Daniel PW Ellis, Dylan Freedman, Aren Jansen, Wade Lawrence, R Channing Moore, Manoj Plakal, and Marvin Ritter. Audio set: An ontology and human-labeled dataset for audio events. In *ICASSP*, pages 776–780, 2017. 4
- [16] Longteng Guo, Jing Liu, Xinxin Zhu, Peng Yao, Shichen Lu, and Hanqing Lu. Normalized and geometry-aware self-attention network for image captioning. In *CVPR*, pages 10327–10336, 2020. 6
- [17] Kensho Hara, Hirokatsu Kataoka, and Yutaka Satoh. Can spatiotemporal 3d cnns retrace the history of 2d cnns and imagenet? In *CVPR*, 2018. 4
- [18] Kaiming He, Ross Girshick, and Piotr Dollár. Rethinking imagenet pre-training. In *ICCV*, pages 4918–4927, 2019. 1
- [19] Kaiming He, Xiangyu Zhang, Shaoqing Ren, and Jian Sun. Deep residual learning for image recognition. In *CVPR*, pages 770–778, 2016. 3, 4
- [20] Shawn Hershey, Sourish Chaudhuri, Daniel PW Ellis, Jort F Gemmeke, Aren Jansen, R Channing Moore, Manoj Plakal, Devin Platt, Rif A Saurous, Bryan Seybold, et al. Cnn architectures for large-scale audio classification. In *ICASSP*, pages 131–135. IEEE, 2017. 4
- [21] Yiqing Huang, Jiansheng Chen, Wanli Ouyang, Weitao Wan, and Youze Xue. Image captioning with end-to-end attribute detection and subsequent attributes prediction. *TIP*, 29:4013–4026, 2020. 1, 2, 6
- [22] Yuqi Huo, Manli Zhang, Guangzhen Liu, Haoyu Lu, Yizhao Gao, Guoxing Yang, Jingyuan Wen, Heng Zhang, Baogui Xu, Weihao Zheng, et al. Wenlan: Bridging vision and language by large-scale multi-modal pre-training. *arXiv preprint arXiv:2103.06561*, 2021. 2
- [23] Chao Jia, Yinfei Yang, Ye Xia, Yi-Ting Chen, Zarana Parekh, Hieu Pham, Quoc V. Le, Yun-Hsuan Sung, Zhen Li, and Tom Duerig. Scaling up visual and vision-language representation learning with noisy text supervision. In *ICML*, volume 139, pages 4904–4916, 2021. 2
- [24] Will Kay, Joao Carreira, Karen Simonyan, Brian Zhang, Chloe Hillier, Sudheendra Vijayanarasimhan, Fabio Viola, Tim Green, Trevor Back, Paul Natsev, et al. The kinetics human action video dataset. *arXiv preprint arXiv:1705.06950*, 2017. 4, 7
- [25] Wonjae Kim, Bokyung Son, and Ildoo Kim. Vilt: Vision-and-language transformer without convolution or region supervision. In *ICML*, volume 139, pages 5583–5594, 2021. 2
- [26] Diederik P Kingma and Jimmy Ba. Adam: A method for stochastic optimization. In *ICLR*, 2015. 6
- [27] Jie Lei, Linjie Li, Luowei Zhou, Zhe Gan, Tamara L Berg, Mohit Bansal, and Jingjing Liu. Less is more: Clipbert for video-and-language learning via sparse sampling. In *CVPR*, pages 7331–7341, 2021. 1, 2
- [28] Gen Li, Nan Duan, Yuejian Fang, Ming Gong, and Daxin Jiang. Unicoder-vl: A universal encoder for vision and language by cross-modal pre-training. In *AAAI*, volume 34, pages 11336–11344, 2020. 2
- [29] Linjie Li, Yen-Chun Chen, Yu Cheng, Zhe Gan, Licheng Yu, and Jingjing Liu. Hero: Hierarchical encoder for video+ language omni-representation pre-training. In *EMNLP*, pages 2046–2065, 2020. 1, 2
- [30] Lijun Li and Boqing Gong. End-to-end video captioning with multitask reinforcement learning. In *WACV*, pages 339–348. IEEE, 2019. 2
- [31] Xiujun Li, Xi Yin, Chunyuan Li, Pengchuan Zhang, Xiaowei Hu, Lei Zhang, Lijuan Wang, Houdong Hu, Li Dong, Furu Wei, et al. Oscar: Object-semantics aligned pre-training for vision-language tasks. In *ECCV*, pages 121–137. Springer, 2020. 2

- [32] Chin-Yew Lin. Rouge: A package for automatic evaluation of summaries. In *ACL workshop*, pages 74–81, 2004. 3
- [33] Ke Lin, Zhuoxin Gan, and Liwei Wang. Augmented partial mutual learning with frame masking for video captioning. In *AAAI*, volume 35, pages 2047–2055, 2021. 1, 2, 6
- [34] Tsung-Yi Lin, Priya Goyal, Ross Girshick, Kaiming He, and Piotr Dollár. Focal loss for dense object detection. In *ICCV*, pages 2980–2988, 2017. 5
- [35] Jiasen Lu, Dhruv Batra, Devi Parikh, and Stefan Lee. Vilbert: Pretraining task-agnostic visiolinguistic representations for vision-and-language tasks. In *NIPS*, volume 32, pages 13–23, 2019. 2
- [36] Huaishao Luo, Lei Ji, Ming Zhong, Yang Chen, Wen Lei, Nan Duan, and Tianrui Li. Clip4clip: An empirical study of clip for end to end video clip retrieval. *arXiv preprint arXiv:2104.08860*, 2021. 2
- [37] Boxiao Pan, Haoye Cai, De-An Huang, Kuan-Hui Lee, Adrien Gaidon, Ehsan Adeli, and Juan Carlos Niebles. Spatio-temporal graph for video captioning with knowledge distillation. In *CVPR*, pages 10870–10879, 2020. 2
- [38] Kishore Papineni, Salim Roukos, Todd Ward, and Wei-Jing Zhu. Bleu: a method for automatic evaluation of machine translation. In *ACL*, pages 311–318, 2002. 3
- [39] Ramakanth Pasunuru and Mohit Bansal. Multi-task video captioning with video and entailment generation. In *ACL*, pages 1273–1283, 2017. 2
- [40] Alec Radford, Jong Wook Kim, Chris Hallacy, Aditya Ramesh, Gabriel Goh, Sandhini Agarwal, Girish Sastry, Amanda Askell, Pamela Mishkin, Jack Clark, Gretchen Krueger, and Ilya Sutskever. Learning transferable visual models from natural language supervision. In *ICML*, volume 139, pages 8748–8763, 2021. 1, 2
- [41] Mert Bulent Sariyildiz, Julien Perez, and Diane Larlus. Learning visual representations with caption annotations. In *ECCV*, pages 153–170. Springer, 2020. 2
- [42] Ramprasaath R Selvaraju, Michael Cogswell, Abhishek Das, Ramakrishna Vedantam, Devi Parikh, and Dhruv Batra. Grad-cam: Visual explanations from deep networks via gradient-based localization. In *ICCV*, pages 618–626, 2017. 1, 4
- [43] Sheng Shen, Liunian Harold Li, Hao Tan, Mohit Bansal, Anna Rohrbach, Kai-Wei Chang, Zhewei Yao, and Kurt Keutzer. How much can clip benefit vision-and-language tasks? *arXiv preprint arXiv:2107.06383*, 2021. 2
- [44] Chen Sun, Austin Myers, Carl Vondrick, Kevin Murphy, and Cordelia Schmid. Videobert: A joint model for video and language representation learning. In *ICCV*, pages 7464–7473, 2019. 2
- [45] Hao Tan and Mohit Bansal. Lxmert: Learning cross-modality encoder representations from transformers. In *EMNLP-IJCNLP*, pages 5100–5111, 2019. 2
- [46] Laurens Van der Maaten and Geoffrey Hinton. Visualizing data using t-sne. *Journal of machine learning research*, 9, 2008. 8
- [47] Ashish Vaswani, Noam Shazeer, Niki Parmar, Jakob Uszkoreit, Llion Jones, Aidan N Gomez, Łukasz Kaiser, and Illia Polosukhin. Attention is all you need. In *NIPS*, pages 5998–6008, 2017. 2, 3
- [48] Ramakrishna Vedantam, C Lawrence Zitnick, and Devi Parikh. Cider: Consensus-based image description evaluation. In *CVPR*, pages 4566–4575, 2015. 3
- [49] Subhashini Venugopalan, Marcus Rohrbach, Jeffrey Donahue, Raymond Mooney, Trevor Darrell, and Kate Saenko. Sequence to sequence-video to text. In *ICCV*, pages 4534–4542, 2015. 2
- [50] Subhashini Venugopalan, Huijuan Xu, Jeff Donahue, Marcus Rohrbach, Raymond Mooney, and Kate Saenko. Translating videos to natural language using deep recurrent neural networks. In *NAACL*, 2015. 1, 2
- [51] Xin Wang, Jiawei Wu, Junkun Chen, Lei Li, Yuan-Fang Wang, and William Yang Wang. Vatex: A large-scale, high-quality multilingual dataset for video-and-language research. In *ICCV*, pages 4581–4591, 2019. 1, 2, 6
- [52] Ronald J Williams and David Zipser. A learning algorithm for continually running fully recurrent neural networks. *Neural computation*, 1:270–280, 1989. 3
- [53] Jun Xu, Tao Mei, Ting Yao, and Yong Rui. Msr-vtt: A large video description dataset for bridging video and language. In *CVPR*, 2016. 1, 2, 3
- [54] Bang Yang, Yuexian Zou, Fenglin Liu, and Can Zhang. Non-autoregressive coarse-to-fine video captioning. In *AAAI*, volume 35, pages 3119–3127, 2021. 2, 3, 6, 8
- [55] Fei Yu, Jiji Tang, Weichong Yin, Yu Sun, Hao Tian, Hua Wu, and Haifeng Wang. Ernie-vil: Knowledge enhanced vision-language representations through scene graphs. In *AAAI*, volume 35, pages 3208–3216, 2021. 1, 2
- [56] Youngjae Yu, Hyungjin Ko, Jongwook Choi, and Gunhee Kim. End-to-end concept word detection for video captioning, retrieval, and question answering. In *CVPR*, pages 3165–3173, 2017. 2
- [57] Cha Zhang, John Platt, and Paul Viola. Multiple instance boosting for object detection. In *NIPS*, 2005. 5
- [58] Ziqi Zhang, Zhongang Qi, Chunfeng Yuan, Ying Shan, Bing Li, Ying Deng, and Weiming Hu. Open-book video captioning with retrieve-copy-generate network. In *CVPR*, pages 9837–9846, 2021. 1, 2, 3, 6
- [59] Ziqi Zhang, Yaya Shi, Chunfeng Yuan, Bing Li, Peijin Wang, Weiming Hu, and Zheng-Jun Zha. Object relational graph with teacher-recommended learning for video captioning. In *CVPR*, pages 13278–13288, 2020. 1, 2, 3, 6
- [60] Linchao Zhu and Yi Yang. Actbert: Learning global-local video-text representations. In *CVPR*, pages 8746–8755, 2020. 1, 2