

# Quasi-Isometric Graph-Simplifications

**Bakhadyr Khoussainov** ✉

University of Electronic Science and Technology, Chengdu, China  
University of Auckland, New Zealand

**Simone Linz** ✉

University of Auckland, New Zealand

**Khí-Uí Soo**<sup>1</sup> ✉ 

University of Auckland, New Zealand

---

## Abstract

We propose a general framework based on quasi-isometries to study graph simplifications. Quasi-isometries are mappings on metric spaces that preserve the distance functions within an additive and a multiplicative constant. We use them to measure the distance distortion between the original graph and the simplified graph. We also introduce a novel concept called the centre-shift, which quantifies how much a graph simplification affects the location of the graph centre. Given a quasi-isometry, we establish a weak upper bound on the centre-shift.

We present methods to construct so-called partition-graphs, which are quasi-isometric graph simplifications. Furthermore, in terms of the centre-shift, we show that partition-graphs constructed in a certain way preserve the centres of trees. Finally, we also show that by storing extra numerical information, partition-graphs preserve the median of trees.

**2012 ACM Subject Classification** [Mathematics of computing—Graph algorithms](#)

**Keywords and phrases** Graph simplification, graph preprocessing, quasi-isometry, graph centrality

**Digital Object Identifier** 10.4230/LIPICs...

---

<sup>1</sup> Corresponding author



## 1 Introduction

### 1.1 The Study of Large-Scale Graphs

In the last few decades, there has been a significant interest in the study of large-scale graphs, which arise from modelling social networks, web graphs, biological networks, *etc.* Many of these graphs have millions or even billions of vertices or edges, so understanding these graphs is a challenging task, as they make conventional algorithms inefficient or impractical.

The emergence of large-scale graphs poses several fundamental questions and urges us to revisit important concepts and graph algorithms. Examples of computational goals on large-scale graphs include calculating the number of vertices, the number of connected components, the distance between two given vertices, the sparseness or denseness, the degree distribution, the central vertices, and other global or local properties. There is a large body of work in mathematics and computer science that studies these and related questions.

In order to answer the questions of the types above, researchers started to devise graph preprocessing methods and graph simplifications, which transform an input graph into a smaller graph or a concise data structure, such that computations on the input graph can be transformed into more efficient computations on the simplified structure. Different computational goals call for different graph preprocessing methods; for example, the efficiency of exact distance queries can be increased by adding so-called *2-hop labels* to the vertices [8], while the computation of a minimum cut can be improved by removing certain edges and resulting in a *cut sparsifier* [3].

Within the field of graph preprocessing, a prominent class of methods involve partitioning the vertices to aid visualisation or computation. These methods come under the names of *community detection* [10], *graph partitioning* [7] and *graph clustering* [15]. Preprocessing of graphs can also be viewed from the angle of data compression. *Graph compression*, just as clustering, is also based on grouping vertices, while storing additional information in order to recreate the original graph [5, 6, 19, 22, 24].

Among the various types computations on graphs, the most fundamental is the distance query, which seeks the length of a shortest path between two vertices. The distance query is important because it is the basis of many other query types in fields such as transportation planning [2], network design [18], operational research [11, 14, 23], and graph databases [1]. When the graph is large, direct computation of the distance becomes impractical, so there is a need for preprocessing methods that can efficiently approximate the distance while still being reasonably accurate.

► **Note 1.** In this paper, when a graph  $G$  is preprocessed into another graph  $H$ , we use  $d(v_1, v_2)$  to denote the distance between two vertices  $v_1$  and  $v_2$  in  $G$ , and we use  $d'(v_1, v_2)$  to denote their distance in  $H$ .

There are numerous preprocessing methods to handle approximate distance queries, and one of them is constructing *spanners* [9, 20]. On a connected graph  $G$ , a *spanner* is a spanning subgraph with integer parameters  $\alpha \geq 1$  and  $\beta \geq 0$ , such that for all vertices  $v_1$  and  $v_2$ ,

$$d'(v_1, v_2) \leq \alpha \cdot d(v_1, v_2) + \beta. \quad (1)$$

In the case of spanners, one deletes edges to obtain a spanning subgraph. Instead, one can also simplify a graph using edge-contraction. When  $G$  is transformed into  $H$  by contracting edges, there is a natural mapping  $f$  from the vertices of  $G$  to those of  $H$ . Given real-valued constants  $\alpha \geq 1$  and  $\beta \geq 0$ , the authors of [4] studied the optimisation problem of finding a minimal set of edges to contract, such that Inequation (1) is satisfied for all vertices  $v_1$  and  $v_2$  in  $G$ .

In this paper, we continue on the lines of research on approximate distance-preservation, and introduce quasi-isometries to the active field of graph simplifications. The goal is to provide a general and formal mathematical framework aimed at understanding large-scale graphs and answering the types of questions listed at the start of this section.

## 1.2 Quasi-Isometries

We base our framework on the notion of *large-scale geometry* introduced by Gromov [12, 13]. The concept of large-scale geometry turned out to be crucial in the study of growth rates of finitely generated *infinite* algebraic objects such as groups and their Cayley graphs. Later, quasi-isometries were applied to infinite trees [17] as well as infinite strings [16].

► **Definition 2** (Gromov [12]). *Let  $\langle M_1, d_1 \rangle$  and  $\langle M_2, d_2 \rangle$  be metric spaces, and let  $A, B, C$  be non-negative integers with  $A \geq 1$ . Then a function  $f : M_1 \rightarrow M_2$  is called an  $(A, B, C)$ -quasi-isometry if the following two properties are satisfied:*

1.  $\forall x, y \in M_1 : (1/A) \cdot d_1(x, y) - B \leq d_2(f(x), f(y)) \leq A \cdot d_1(x, y) + B.$
2.  $\forall y \in M_2 : \exists x \in M_1 : d_2(y, f(x)) \leq C.$

*The first property is called the quasi-isometric inequality, and the second property is called the density property. The constants  $A, B, C$  are called the quasi-isometry constants (of the function  $f$ ). The constant  $A$  is called the stretch factor, and  $B$  is the additive distortion.*

Thus, quasi-isometries can be viewed as bi-Lipschitz maps with a finite additive distortion. We have the following simple observations: (a)  $(1, 0, 0)$ -quasi-isometries are isometries; (b)  $(A, B, 0)$ -quasi-isometries are surjective; (c)  $(A, 0, C)$ -quasi-isometries are injective.

According to Gromov, the large-scale geometry of all finite objects (such as graphs) are trivial, as they are all equivalent to the singleton graph. In this paper we refine Gromov's idea of large-scale geometry in the setting of large finite graphs.

Quasi-isometries form an equivalence relation, with reflexivity and transitivity obvious. As for symmetry, consider an  $(A, B, C)$ -quasi-isometry  $f : M_1 \rightarrow M_2$ , and define  $\bar{f} : M_2 \rightarrow M_1$  as follows. For all  $y \in M_2$ , if  $y$  is in the image of  $f$ , then select an  $x$  from  $f^{-1}(y)$  and set  $\bar{f}(y) = x$ . Otherwise, select an  $x' \in M_1$  such that  $d_2(y, f(x')) \leq C$  and set  $\bar{f}(y) = x'$ . Then this function  $\bar{f}$  is a quasi-isometry from  $M_2$  into  $M_1$ . All finite metric spaces are quasi-isometric to each other, and form one quasi-isometry equivalence class; namely, every finite metric space with  $n$  elements is  $(n, 1, n)$ -quasi-isometric to the singleton space.

## 1.3 Basic Questions and the Problem Set-Up

Every connected graph forms a metric space, so quasi-isometries are applicable. Nevertheless, every finite graph is quasi-isometric to the singleton graph, so we refine the concept of quasi-isometry for finite graphs by postulating that the quasi-isometry constants are *small*. Given a large graph  $G$ , one of our aims is to find quasi-isometries of  $G$  into smaller but non-singleton graphs  $H$ , such that the quasi-isometries have small constants, and at the same time the graphs  $H$  retain important properties of the original graph  $G$ .

Thus, the general framework proposed by this work is to find properties of graphs that are preserved under quasi-isometries with small constants. More formally, let  $Q$  be an abstract property of graphs. This property  $Q$  can be a predicate on the vertices, such as 'being a central vertex', 'belonging to a non-trivial clique', or 'having the maximum degree'. The property  $Q$  can also be a global property of the graph, such as 'being a tree' or 'being chordal'. We want to investigate whether  $Q$  is preserved under quasi-isometries with small constants, and below we describe our problem set-up.

Let  $\mathcal{K}$  be a class of graphs. Given  $G \in \mathcal{K}$  and a property  $Q$ , we want to build another graph  $H$  and a quasi-isometry  $f : G \rightarrow H$  such that the following are satisfied:

1. **Small quasi-isometry constants:** One possibility is to condition constants  $A$ ,  $B$  and  $C$  to be smaller than  $\log \log(|G|)$ . This idea allows us to control the distortion between the distance between any two vertices in  $G$  and their distance in  $H$ . This also allows us to avoid collapsing  $G$  into a singleton. Note that Inequality (1) is covered by this condition.
2. **Compression:**  $|H| \leq \alpha|G|$  for some real number  $0 < \alpha < 1$ , where  $\alpha$  is called the *compression constant*. This property ensures that  $H$  is a meaningful size-reducing simplification.
3. **Preservation:** The property  $Q$  should be well-behaved with respect to  $f$ . This is free to a reasonable interpretation. For instance, one can demand that for all  $x \in G$ , if  $x$  satisfies  $Q$ , then the vertex  $f(x)$  should also satisfy  $Q$ .
4. **Efficiency:** Building  $f$  and  $H$  should be efficient on the size of  $G$ . From an algorithmic view point, this property is natural and is directly linked with issues related to the preprocessing of large-scale graphs.
5. **Retention:**  $H$  should be in the same class  $\mathcal{K}$  as  $G$ . In other words, the quasi-isometry  $f$  should retain the key algebraic properties of  $G$ .

This is a semi-formal set-up, and with these goals in mind, we provide our initial findings in this line of research as outlined in the following Section 2.

## 2 Our Contributions

Below we list our contributions to the area devoted to understanding large-scale graphs, connecting to the list in Section 1.3.

1. We propose a general formal framework to study large-scale graphs based on quasi-isometries. We provide several simple algorithms and methods that quasi-isometrically map large graphs to smaller graphs.
2. In order to build quasi-isometries of graphs, we introduce the notion of *partition-graphs* in Section 4. These are simplified graphs built from any given graph  $G$  by grouping vertices. We show that partition-graphs are quasi-isometric to the original graph, with the quasi-isometry constants depending on the diameters of the super-vertices, and the compression property depending on the cardinalities of the super-vertices.
3. We investigate the question if the vertices in the centre of a given graph are preserved under quasi-isometries. Among the countless different notions of graph centrality, we focus on the two most basic: the *centre* and the *median*, both of which are defined in terms of the distance. In order to capture the effect of graph simplifications on the centre, Section 5 introduces the concept called the *centre-shift*. Given a quasi-isometric graph simplification  $\varphi : G \rightarrow H$ , with  $C_G$  and  $C_H$  being the respective centres of  $G$  and  $H$ , the centre-shift measures the distance in  $G$  between  $C_G$  and  $\varphi^{-1}(C_H)$ .
4. It turns out that a quasi-isometry alone is not strong enough to bound the centre-shift. As shown by Theorem 20, the centre-shift of a mapping  $\varphi : G \rightarrow H$  is bounded above by a function involving the radius of  $H$ , given  $G$  satisfies a special property.
5. We then turn our focus to trees. Trees already provide interesting counter-examples (Figure 1), which suggests that even on trees, quasi-isometric simplifications needs to be constructed with care, depending on the query. Furthermore, although trees are simple objects, they are nevertheless used in many fields such as mathematical phylogenetics [21] and optimisation [25]. Section 6 shows that the method of *outward-contraction* produces

partition-trees with centre-shift zero, which means that outward-contraction preserves the centres of trees.

6. Finally, Section 7 shows that to preserve the median of trees, we need to store extra numerical information. Without this numerical information, there are cases where outward-contraction does not preserve the medians of trees. However, if we store the cardinality of each vertex-subset in the partition, and handle the graph as a vertex-weighted graph, then we can locate the median of the original tree from the partition.

Thus, in terms of our problem set-up in Section 1.3, our contributions (1)–(2) address issues related to small quasi-isometry constants and compression, while (3)–(6) focus on the preservation of the centre (as the property  $Q$ ) under specific quasi-isometric simplification of trees.

### 3 Preliminaries

In this paper, all graphs are assumed to be undirected, finite, and without loops or parallel edges. In formal terms, the graphs in this paper are described as follows. A *graph*  $G$  is a pair  $\langle V(G), E(G) \rangle$ , where  $V(G)$  is a finite set of *vertices*, and  $E(G)$  is a set of *edges* (which are 2-element subsets of  $V(G)$ ). Two vertices  $v_1$  and  $v_2$  are *adjacent*, denoted  $v_1 \sim v_2$ , when they are joined by an edge; that is,  $\{v_1, v_2\} \in E(G)$ . We sometimes write  $G$  to mean the vertex-set  $V(G)$  when no ambiguity arises, and  $|G|$  denotes the number of vertices in  $G$ .

In a graph, a *path* is a sequence of vertices  $v_1, v_2, \dots, v_\ell$  such that  $v_i \sim v_{i+1}$  or  $v_i = v_{i+1}$  for all  $1 \leq i < \ell$ . A *simple path* is a sequence of distinct vertices  $v_1, v_2, \dots, v_k$  such that  $v_i \sim v_{i+1}$  for all  $1 \leq i < k$ . For every path, there exists a simple path with the same endpoints. The *length* of a (simple) path is the number of edges. Two vertices are *connected* when they are endpoints of some path. A graph is *connected* when every pair of vertices is connected. In this paper, all graphs are assumed to be connected.

The *path-graph* on  $n$  vertices, denoted  $P_n$ , is the graph on vertices  $v_1, v_2, \dots, v_n$  such that  $v_i \sim v_{i+1}$  for all  $1 \leq i < n$ .

The *distance* between two vertices  $v_1$  and  $v_2$ , denoted  $d(v_1, v_2)$ , is the length of a shortest path between  $v_1$  and  $v_2$ . For two vertex-sets  $S_1, S_2 \subseteq V(G)$ , the distance  $d(S_1, S_2)$  is defined to be  $\min\{d(v_1, v_2) \mid v_1 \in S_1, v_2 \in S_2\}$ , while the distance between a vertex  $v$  and a vertex-set  $S$  is  $d(v, S) = d(\{v\}, S)$ .

The *eccentricity* of a vertex  $v$  is the maximum distance from  $v$  to any other vertex:  $\text{ecc}(v) = \max\{d(v, x) \mid x \in G\}$ . The *eccentricity-witnesses* (*ecc-wits*) of a vertex  $v$  are the vertices  $x$  such that  $\text{ecc}(v) = d(v, x)$ .

The triangle inequality of the distance function in graphs allows us to establish the following proposition:

► **Proposition 3.** *For two vertices  $v_1$  and  $v_2$  in a graph,  $|\text{ecc}(v_1) - \text{ecc}(v_2)| \leq d(v_1, v_2)$ . ◀*

► **Definition 4.** *The centre of a graph  $G$ , denoted  $C_G$ , is the set of vertices with the minimum eccentricity.*

► **Note 5.** It is well-known that the centre of a tree consists of a single vertex or two adjacent vertices. Also, the centre of a tree can be located by an algorithm called *leaf-removal* [11]. At the start, leaf-removal removes all the leaves of the input tree  $T$ , and results in a smaller tree  $T_1$ . Next, leaf-removal removes all the leaves of  $T_1$  and results in  $T_2$ . This process repeats until only a single vertex or two adjacent vertices remain. Then the final remaining vertices are the centre of  $T$ .

## XX:6 Quasi-Isometric Graph-Simplifications

We also need some more distance-related notions. The *radius* of  $G$  is the minimum eccentricity:  $\text{rad}(G) = \min\{\text{ecc}(x) \mid x \in G\}$ . The *diameter* of  $G$  is the maximum eccentricity:  $\text{diam}(G) = \max\{\text{ecc}(x) \mid x \in G\}$ . A *diameter-path* is a path whose length equals the diameter. The *distance-sum* of a vertex  $v$  is defined to be  $\text{ds}(v) = \sum_{x \in G} d(v, x)$ .

► **Definition 6.** *The median of a graph is the set of vertices with the minimum distance-sum.*

### 3.1 Examples of Quasi-Isometries through Independent Sets

With quasi-isometries defined in Definition 2, here we present natural examples of quasi-isometries on finite connected graphs.

Let  $G = \langle V(G), E(G) \rangle$  be a graph. Let  $I$  be a maximal independent set of  $G$ . Namely,  $I$  is a maximal subset of  $V(G)$  such that no two vertices in  $I$  are adjacent in  $G$ . On the set  $I$  we define the following edge set  $E(I) = \{\{x, y\} \mid \exists z : x \sim z \text{ and } z \sim y\}$ . Now, the mapping  $f$  from  $G$  into  $\langle I, E(I) \rangle$  is defined as follows. If  $v \in I \subseteq G$ , then  $f(v)$  is simply defined as  $v$ . Otherwise,  $f(v)$  is defined to be any neighbour of  $v$ .

► **Lemma 7.** *This mapping  $f$  as defined above is a  $(2, 1, 1)$ -quasi-isometry from  $G$  to  $\langle I, E(I) \rangle$ .* ◀

Since quasi-isometries are transitive (Section 1.2), Lemma 7 implies that for all maximal independent sets  $I$ , all the graphs  $\langle I, E(I) \rangle$  are quasi-isometric via small quasi-isometry constants. In other words, all these graphs  $\langle I, E(I) \rangle$  form a quasi-isometry class witnessed by small quasi-isometry constants:

► **Corollary 8.** *Let  $G$  be a graph. Then for all maximal independent sets  $I_1$  and  $I_2$  of  $G$ , there is a  $(4, 2, 4)$ -quasi-isometry mapping from  $\langle I_1, E(I_1) \rangle$  to  $\langle I_2, E(I_2) \rangle$ .* ◀

## 4 Partition-Graphs

In this section we provide a simple method of building quasi-isometries. Given a graph  $G$  we aim to build a smaller graph  $H$  such that there is a quasi-isometry from  $G$  onto  $H$  with small quasi-isometry constants. We start with the following definition that formalises the idea of grouping vertices.

► **Definition 9.** *A partition or a vertex-grouping of a graph  $G$  is a partition of  $V(G)$  into connected subsets. Furthermore, the subsets are called super-vertices.*

Note that the word ‘partition’ here is slightly different from the set-theoretic use of the same word, as we additionally require the super-vertices to be connected.

► **Definition 10.** *Given a partition  $\mathcal{P}$  on  $G$ , the partition-graph  $G(\mathcal{P})$  is defined as follows.*

- *The vertices of  $G(\mathcal{P})$  are the connected subsets in the partition  $\mathcal{P}$ .*
- *Two super-vertices  $P_i$  and  $P_j$  are adjacent via a super-edge in  $G(\mathcal{P})$  if and only if there exist  $x \in P_i$  and  $y \in P_j$  such that  $x \sim y$  in  $G$ .*

Sometimes we write  $\overline{G}$  instead of  $G(\mathcal{P})$ , if  $\mathcal{P}$  is clear from the context. Also, for any vertex  $v \in G$ , we use  $\overline{v}$  to denote the super-vertex in  $\overline{G}$  that contains  $v$ . Then we have a natural mapping  $\varphi : G \rightarrow \overline{G}$  with  $\varphi(v) = \overline{v}$ .

As  $\varphi$  is a many-to-one mapping, for any path  $v_1, \dots, v_k$  in  $G$ , its corresponding path in a partition-graph  $\overline{v}_1, \dots, \overline{v}_k$  is always no longer than the original path because of possible repeats. Consequently, if  $\overline{G}$  contains a cycle of length  $k$ , then  $G$  contains a cycle of length  $\geq k$ . Therefore, we have Proposition 11, which shows that partition-graphs satisfy the retention property in Section 1.3 at least for trees.

► **Proposition 11.** *Every partition-graph of a tree is always a tree.* ◀

It turns out that an extra condition on the partition is required in order for the mapping  $\varphi$  to be a quasi-isometry, and this condition is an upper bound on the diameter of each super-vertex, which the following definition describes formally.

► **Definition 12.** *Given a natural number  $c$ , a partition is called a  $c$ -sharp partition when every super-vertex  $\bar{v}$  satisfies  $\text{diam}(\bar{v}) \leq c$ .*

An upper bound on the diameter of every super-vertex is akin to chopping the original graph into bits that are small and ‘sharp’. Next, sharp partitions lead us to the following proposition related to quasi-isometry.

► **Proposition 13.** *If  $\mathcal{P}$  is a  $c$ -sharp partition on  $G$ , then the natural mapping  $\varphi$  from  $G$  to  $G(\mathcal{P})$  is a  $(c + 1, 1, 0)$ -quasi-isometry.*

**Proof.** Take any two vertices  $x$  and  $y$  in  $G$ , and consider their corresponding super-vertices  $\bar{x}$  and  $\bar{y}$ . Firstly, vertex-grouping always reduces the distance, so  $d'(\bar{x}, \bar{y}) \leq d(x, y)$ . Next, given  $d'(\bar{x}, \bar{y})$ , we seek the biggest possible value of  $d(x, y)$ . There are at most  $(c+1) \cdot d'(\bar{x}, \bar{y}) + c$  edges between  $x$  and  $y$ , so  $d(x, y) \leq (c+1) \cdot d'(\bar{x}, \bar{y}) + c$ , which further leads to  $1/(c+1) \cdot d(x, y) - 1 \leq d'(\bar{x}, \bar{y})$ . Overall,

$$\frac{1}{c+1} \cdot d(x, y) - 1 \leq d'(\bar{x}, \bar{y}) \leq (c+1) \cdot d(x, y) + 1,$$

which is the quasi-isometry inequality with  $c + 1$  being the first constant and 1 being the second constant. Finally, to obtain the third constant, for every  $\bar{v}$  in  $\overline{G}$ , simply take its representative vertex  $v$  in  $\bar{v}$ , and then  $d(\bar{v}, \varphi(v)) = d'(\bar{v}, \bar{v}) = 0$ . ◀

The sharpness of a partition ensures small quasi-isometry constants, the first goal that we stated in Section 1.3. However, when the sharpness is 1, the partition-graph is exactly identical to the original graph, and does not achieve any meaningful simplification. In order to achieve a meaningful amount of compression, the second goal in Section 1.3, we need the concept of a partition’s coarseness in addition to the sharpness.

► **Definition 14.** *Given a natural number  $b > 1$ , a partition  $\mathcal{P}$  of a graph  $G$  is called a  $b$ -coarse partition when every super-vertex  $\bar{v}$  satisfies  $\text{diam}(\bar{v}) \geq b$ .*

A lower bound on the diameter of every super-vertex implies that every super-vertex contains at least  $b + 1$  vertices, and it directly follows that the size of the partition-graph  $G(\mathcal{P})$  is  $b$  times smaller than the size of the original graph  $G$ , as stated by the following proposition.

► **Proposition 15.** *If  $\mathcal{P}$  is a  $b$ -coarse partition on  $G$ , then  $|G(\mathcal{P})| \leq (1/b + 1) \cdot |G|$ .* ◀

In conclusion, a small sharpness value ensures small quasi-isometry constants, and implies higher distance-precision. On the other hand, a large coarseness value ensures sufficient compression. These respectively correspond to the first two goals listed in Section 1.3, so a good partition must achieve a balance between these two antithetical parameters.

► **Example 16.** On any input graph, choose an unassigned vertex  $v$  uniformly at random, assign  $v$  and its unassigned neighbours to a new super-vertex, and repeat until no unassigned vertex remains. Since the diameter of every collapsed neighbourhood is at most two, the resulting partition is 2-sharp. However, this can produce super-vertices that contain only one

vertex, and potentially result in a 1-coarse partition, which does not satisfy the compression property listed in Section 1.3.

To remedy this, we can make a modification. Define an unassigned vertex to be *completely free* when all of its neighbours are unassigned. Then the modified method runs as follows:

1. While there exists some completely free vertex, choose a completely free vertex  $v$  uniformly at random, and assign  $v$  and its unassigned neighbours to a new super-vertex.
2. Then we reach a stage where all of the remaining unassigned vertices are not completely free. For each unassigned vertex  $w$ , it must have an assigned neighbour. Hence, we choose any assigned neighbour  $u$ , and place  $w$  into the super-vertex containing  $u$ .

The resulting partition is 4-sharp and 2-coarse. This means that the compression property is satisfied, while the quasi-isometry constants are still small. Therefore, this modified method achieves the goal better overall.

## 5 Centre-Shift

Let  $G$  be a graph, and consider  $C_G$ , the centre of  $G$ . Our goal is to understand if  $C_G$  is preserved under quasi-isometric simplifications. In a practical setting, when  $G$  is a graph whose centre is impractical to compute, one might want to simplify  $G$  to a smaller graph  $H$  with a mapping  $\varphi : G \rightarrow H$ , locate the centre of  $H$  (denoted  $C_H$ ), and then infer the centre  $C_G$  given  $\varphi$  and  $C_H$ . The first seemingly natural way to infer  $C_G$  is to use the reverse image:  $\varphi^{-1}(C_H) = \{v \in G \mid \varphi(v) \in C_H\}$ .

It is clear that this set of vertices does not necessarily equal the original centre  $C_G$ . Therefore we need some form of a metric to measure how far apart  $\varphi^{-1}(C_H)$  and  $C_G$  are. Hence, we introduce the concept of the centre-shift to quantify the distance in  $G$  between the subsets  $\varphi^{-1}(C_H)$  and  $C_G$ . Since  $H$  is the simplified and coarser graph, defining the centre-shift in terms of the distance in  $G$  appears more accurate and reasonable.

► **Definition 17.** *The centre-shift of  $\varphi$  is defined to be  $d(C_G, \varphi^{-1}(C_H))$ .*

Before investigating any possible relationship between quasi-isometry and the centre-shift, we first present Lemma 18, which shows that the same quasi-isometric inequality applies not only to the distance but also to the eccentricity. Its proof is in Appendix A.1,

► **Lemma 18.** *Let  $\varphi : G \rightarrow H$  be an  $(A, B, C)$ -quasi-isometry. Then for all  $v \in G$  we have:*

$$\frac{1}{A} \cdot \text{ecc}_G(v) - B \leq \text{ecc}_H(\varphi(v)) \leq A \cdot \text{ecc}_G(v) + B.$$

The next two theorems derive upper bounds on the centre-shift, using the quasi-isometry inequality and an extra condition as the only constraints. We first define this extra condition.

► **Definition 19.** *Let  $G$  be a graph with centre  $C_G$ . Then  $G$  is said to have uniform eccentricity (uni-ecc) when for all vertices  $v$  in  $G$  we have  $d(C_G, v) = \text{ecc}(v) - \text{rad}(G)$ .*

Earlier, Proposition 3 observed that the difference between the eccentricities of any two adjacent vertices is no more than one. Placed in the context of Definition 19, the essence of Proposition 3 can also be expressed as  $d(C_G, v) \geq \text{ecc}(v) - \text{rad}(G)$  for all vertices  $v$  in  $G$ . Therefore, the uni-ecc property is in fact a strong property, and one can construct graphs that do not satisfy it.

► **Theorem 20.** *Let  $G$  be a graph that satisfies the uni-ecc property and has centre  $C_G$ , and let  $\varphi : G \rightarrow H$  be an  $(A, B, C)$ -quasi-isometry. Then the centre-shift is bounded above by*

$$\left(A - \frac{1}{A}\right) \text{rad}(H) + AB + \frac{B}{A}.$$



**Proof.** Let  $g \in C_G$  and  $v \in \varphi^{-1}(C_H)$  be witnesses such that  $d(g, v)$  equals the centre-shift:  $d(g, v) = d(C_G, \varphi^{-1}(C_H))$ , and by Proposition 3,  $d(g, v) \leq \text{ecc}_G(v) - \text{ecc}_G(g)$ . Then for  $\text{ecc}_G(v)$ , Lemma 18 implies  $\text{ecc}_G(v) \leq A(\text{ecc}_H(\varphi(v)) + B)$ , and similarly for  $\text{ecc}_G(g)$ :  $-\text{ecc}_G(g) \leq -\frac{1}{A}(\text{ecc}_H(\varphi(g)) - B)$ . These two inequalities combine into:

$$\begin{aligned} d(C_G, \varphi^{-1}(C_H)) &= d(g, v) \\ &\leq \text{ecc}_G(v) - \text{ecc}_G(g) && \text{(by Proposition 3)} \\ &\leq A(\text{ecc}_H(\varphi(v)) + B) - \frac{1}{A}(\text{ecc}_H(\varphi(g)) - B) && \text{(by Lemma 18)} \\ &= A \cdot \text{ecc}_H(\varphi(v)) - \frac{1}{A} \cdot \text{ecc}_H(\varphi(g)) + AB + \frac{B}{A}. \end{aligned}$$

Our assumption  $v \in \varphi^{-1}(C_H)$  means that  $\varphi(v) \in C_H$ , so  $\text{ecc}_H(\varphi(v)) \leq \text{ecc}_H(\varphi(g))$ . Hence finally,

$$d(C_G, \varphi^{-1}(C_H)) \leq \left(A - \frac{1}{A}\right) \cdot \text{ecc}_H(\varphi(v)) + AB + \frac{B}{A}.$$

Since  $\text{ecc}_H(\varphi(v)) = \text{rad}(H)$ , the proof is complete.  $\blacktriangleleft$

Vertex-grouping always decreases the distance, so its property is more specific than a quasi-isometry. If  $\varphi$  simplifies  $G$  to  $H$  by grouping vertices, it is always the case that  $d'(\varphi(v_1), \varphi(v_2)) \leq d(v_1, v_2)$  for all  $v_1, v_2 \in G$ . Note that this is not the case with edge-removing simplifications such as spanners, where the distance-function increases. Such a ‘one-sided quasi-isometry’ yields a slightly more specific bound. The proof Theorem 21 is the same as the proof of Theorem 20.

**► Theorem 21.** *Let  $G$  be a graph that satisfies the uni-ecc property and has centre  $C_G$ , and let  $\varphi : G \rightarrow H$  be a mapping that satisfies  $(1/A) \cdot d(x, y) - B \leq d'(\varphi(x), \varphi(y)) \leq d(x, y)$ . Then the centre-shift is bounded above by  $(A - 1) \cdot \text{rad}(H) + AB$ .*  $\blacktriangleleft$

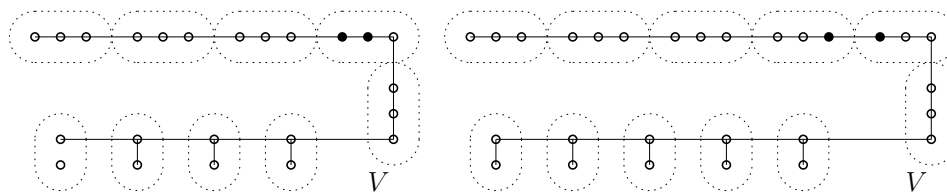
It is routine to check that trees satisfy the uni-ecc property, so Theorems 20 and 21 already ensure that any quasi-isometric simplification of a tree has a bounded centre-shift. However, as this upper bound is a function of the radius of the tree, we want to further investigate if the centre-shift can be bounded by a constant under particular quasi-isometric simplifications of trees.

**► Example 22.** On the path-graph<sup>2</sup>  $P_n$  with  $n \geq 3$ , define the partition  $\mathcal{P}$  as follows. Starting from  $v_1$ , we set the size of the super-vertex  $\bar{v}_1$  to be two or three with equal probability. That is,  $\bar{v}_1$  is set to be  $\{v_1, v_2\}$  with probability  $1/2$ , or  $\{v_1, v_2, v_3\}$  with probability  $1/2$ .

In general, let  $i$  be the smallest index such that  $v_i$  is unassigned. Provided that  $i \leq n - 2$ , we set  $\bar{v}_i$  to be  $\{v_i, v_{i+1}\}$  or  $\{v_i, v_{i+1}, v_{i+2}\}$  with equal probability, and then we choose the next available  $v_i$ . The end of  $P_n$  has special cases: if  $i = n - 1$ , then  $\bar{v}_i$  is set to be  $\{v_i, v_{i+1}\}$ ; if  $i = n$ , then  $\bar{v}_i$  is set to be  $\{v_i, v_{i+1}, v_{i+2}\}$ .

Let  $a$  and  $b$  be the numbers size-two and size-three super-vertices, respectively. Then  $n - \varepsilon = 2a + 3b$ , where  $\varepsilon \in \{0, 1\}$  is present in case the last super-vertex has size one. Hence, the size of the simplified path-graph  $P_n(\mathcal{P})$  is  $a + b$ . Since the process is random, the expected value of the size of  $P_n(\mathcal{P})$  tends to  $(n - \varepsilon)/5$  when  $n$  is large. This is because in a long random sequence, the number of size-two super-vertices tends to equal the number of size-three super-vertices. Since the sizes of the super-vertices are uniformly distributed, the probability of  $P_n(\mathcal{P})$  having zero centre-shift tends to one.

<sup>2</sup> Defined in Section 3.



■ **Figure 1** Arbitrarily large centre-shifts.

## 6 Outward-Contraction and the Centres in Trees

This section studies partition-graphs on trees (called *partition-trees* for short), and presents a method called *outward-contraction*, which is a specific procedure of generating a partition on any input tree. We then show that outward-contraction always produces partition-trees with centre-shift zero.

The centre-shift of any partition-tree is bounded by an expression that depends on its radius. However, when the partition-tree has a large radius, the centre-shift as a numerical value can still become arbitrarily large.

► **Example 23.** Figure 1 shows a pattern of partition-trees with arbitrarily large centre-shift. In each of the two trees, the vertices in the centre of the original tree are marked by solid circles, while the super-vertex in the partition-tree are marked by  $V$ . From left to right in Figure 1, the centre-shifts are two and three, respectively. Following this pattern, one can construct bigger trees with the partitions such that the centre-shift as a value is arbitrarily large. Nevertheless, the radius of the tree increases as the centre-shift increases, so Theorem 21 is still satisfied.

Although not every partition-tree has a small centre-shift, we now present a method called *outward-contraction*, which produces specific partition-trees with zero centre-shift.

► **Definition 24.** Let  $T$  be a tree with a designated vertex  $v$ . Then for every vertex  $w \in T$ , the level of  $w$  is defined to be  $d(v, w)$ . The designated  $v$  is on level zero.

For a path  $v_1, \dots, v_k$  in  $T$ , a turning-point of the path is a vertex  $v_i$  (with  $2 \leq i \leq k - 1$ ), such that the level of  $v_i$  is smaller than the levels of  $v_{i-1}$  and  $v_{i+1}$ .

► **Definition 25.** The method of outward-contraction takes a tree as input, designates an arbitrary vertex  $v$ , and partitions the vertex-set as follows. For every vertex  $w$  on an even level, outward-contraction groups  $w$  with its neighbours that have a larger level. Outward-contraction then produces the partition-graph based on these super-vertices.

It follows directly from this definition that outward-contraction always produces a 2-sharp partition. Figure 1(b) shows an example of outward-contraction, where the designated vertex is marked by a square.

The centre of a tree always lies on a diameter-path, and hence is the same as the centre of any diameter-path of the tree [25]. This allows us to reduce the problem of finding the centre of a tree into a simpler problem on a path.

On the path-graph  $P_n$ , a partition can be expressed as a sequence of natural numbers that represent the sizes of the super-vertices from left to right. The numbers in such a sequence sum to  $n$ , so sequences like these are simply *integer compositions*. Before stating and proving the main result (Theorem 29), we formally introduce some concepts that help compute the centre-shift of a partition-path when it is represented by an integer composition.

Given  $n \in \mathbb{N}$ , an *integer composition*  $w$  is a sequence of natural numbers  $w[1], w[2], \dots, w[k]$  that sum to  $n$ . An integer composition  $w$  of length  $k$  can itself be viewed as a path-graph  $P_k$  itself, and we call  $P_k$  a *partition-path* of  $P_n$ . Being a tree,  $P_k$  has one or two centre-vertices. Correspondingly, we can think of the integer composition  $w$  as having a centre.

► **Definition 26.** *Let  $w$  be an integer composition of length  $k$ . The set of centre-indices is  $\{(k+1)/2\}$  when  $k$  is odd, and  $\{k/2, k/2+1\}$  when  $k$  is even.*

*The centre-sum  $\sigma$  is  $\sum w[i]$ , for  $i$  in the set of centre-indices.*

*The left-sum  $\lambda$  is  $\sum w[i]$ , for  $i$  smaller than all the centre-indices.*

*The right-sum  $\rho$  is  $\sum w[i]$ , for  $i$  larger than all the centre-indices.*

► **Example 27.** Consider  $w = 332231$ , which represents a partition on  $P_{14}$ . (In the rest of the paper, we write integer compositions in `typewriter font` to aid clarity.) The centre-indices of  $w$  are 3 and 4, so the centre-sum  $\sigma = w[3] + w[4] = 2 + 2 = 4$ . Its left-sum is  $\lambda = 6$ , its right-sum is  $\rho = 4$ , and  $|\lambda - \rho| = 2$ . Now, since  $\sigma \geq |\lambda - \rho|$ , we can straightaway conclude that the centre-shift is zero.

In general we have the following result with regards to the centre-shift. Its proof is in Appendix A.2.

► **Lemma 28.** *Let  $P_k$  be a partition-path of  $P_n$ , and let  $w$  be the integer composition that represents  $P_k$ . Also, let  $\sigma$ ,  $\lambda$  and  $\rho$  respectively denote the centre-sum, left-sum and right-sum of  $w$ . Then the centre-shift is 0 if  $\sigma \geq |\lambda - \rho|$ , or  $\lceil (|\lambda - \rho| - \sigma)/2 \rceil$  otherwise.*

► **Theorem 29.** *Outward-contraction always produces a partition-tree with centre-shift zero.*

**Proof.** Let  $T$  be the input tree. Outward-contraction arbitrarily designates a vertex, and generates a partition  $\mathcal{P}$  on  $T$ .

Consider a diameter-path  $D$  in  $T$ . Let  $\mathcal{P}_D$  be the restriction of  $\mathcal{P}$  to  $D$ . That is,  $\mathcal{P}_D = \{X \cap D \mid X \in \mathcal{P}\}$ . In the rest of the proof, we focus only on the super-vertices in  $\mathcal{P}_D$ . Since  $D$  is a path, we refer to the sizes of its super-vertices as elements of an integer composition.

If a path in a tree has two turning-points, then we can easily construct a cycle and cause a contradiction. Therefore, the path  $D$  has at most one turning-point. If  $D$  does have a turning-point, then the super-vertex containing the turning-point has size either one or three. In the integer composition that represents  $\mathcal{P}_D$ , such a super-vertex is represented by a 1 or a 3. On the other hand, the endpoints of  $D$  are contained in super-vertices with size one or two, and hence a 1 or a 2 in the integer composition. Meanwhile, all the remaining super-vertices that contain neither the turning-point nor endpoints always have size two. We now consider leaf-removal (Note 5) on  $D$ , which leads to two possible cases.

[Case 1] Suppose leaf-removal does not encounter the turning-point throughout the execution. This occurs when  $D$  has no turning-point, or when the super-vertex containing the turning-point is in the centre of  $\overline{D}$  (the partition-path of  $D$  induced by  $\mathcal{P}_D$ ). The centre of  $\overline{D}$  contains either one or two super-vertices, and at most one of these super-vertices contains the turning-point.

If the centre of  $\overline{D}$  contains only one super-vertex, then either this super-vertex contains the turning-point and has size one or three, or it does not contain a turning point and has size two. Overall, the centre-sum of  $\mathcal{P}_D$  is one, two or three.

If the centre of  $\overline{D}$  contains two super-vertices, then these super-vertices correspond to the following possible integer compositions: 12, 21, 32, 23 or 22. The first four occur when one of these super-vertices in the centre contains the turning-point, while the last composition 22 occurs when neither super-vertex in the centre contains the turning-point.

## XX:12 Quasi-Isometric Graph-Simplifications

■ **Table 1** For Case 1 of the proof of Theorem 29.

subcase	$ \lambda - \rho $	subcase	$ \lambda - \rho $
12... []...21	0	12... []...22	1
22... []...22	0	22... []...21	1

■ **Table 2** For Case 2 of the proof of Theorem 29.

subcase	$ \lambda - \rho $	subcase	$ \lambda - \rho $
12..1.. [].....21	1	12..3.. [].....21	1
22..1.. [].....22	1	22..3.. [].....22	1
12..1.. [].....22	2	12..3.. [].....22	0
22..1.. [].....21	0	22..3.. [].....21	2

Now, the possible centre-sum  $\sigma$  ranges from one to five. Then there are four further subcases depending on whether each endpoint of  $D$  is a 1 or a 2. These subcases are listed in Table 1 alongside their respective  $|\lambda - \rho|$  values. The centre-super-vertices are marked by [], and the dots all stand for 2.

As  $\sigma \geq |\lambda - \rho|$  in all possible cases, by Theorem 28 the centre-shift is always zero.

[Case 2] Suppose leaf-removal encounters the turning-point of  $D$  at some point during the execution. Then the turning-point is not in any super-vertex of the centre of  $\bar{D}$ , so the possible values of the centre-sum are two (one super-vertex in the centre) and four (two super-vertices in the centre).

Without loss of generality, assume that the super-vertex containing the turning-point is on the left-hand side of the centre of  $\bar{D}$ . Depending on whether each endpoint is a 1 or a 2, as well as whether the super-vertex containing the turning-point is a 1 or a 3, there are eight subcases listed alongside the corresponding  $|\lambda - \rho|$  values in Table 2. Again, the super-vertices in the centre of  $\bar{D}$  are marked by [], and the dots all stand for 2.

As  $\sigma \geq |\lambda - \rho|$  in all cases, by Lemma 28, the centre-shift is always zero. ◀

## 7 Vertex-Weighted Partition-Trees and Medians

Although outward-contraction preserves the centre of a tree, it does not always preserve the median, as shown by the example in Figure 1(b).

Nevertheless, partition-trees can still preserve the median by taking the sizes of the super-vertices into account. This brings us to define vertex-weighted graphs and the vertex-weighted distance-sum, which were also used in [14].

► **Definition 30.** A vertex-weighted graph  $G$  is a graph with a vertex-weight function  $f : V(G) \rightarrow \mathbb{R}^+$ . In addition, the weight of a vertex-subset  $S$ , written as  $f(S)$ , is defined to be the sum of the weights of all  $v \in S$ .

► **Definition 31.** In a vertex-weighted graph  $G$ , the vertex-weighted distance-sum of each vertex  $x$  is defined to be  $ds^w(x) = \sum_{v \in G} d(x, v) \cdot f(v)$ . Then the median of a vertex-weighted graph is the set of vertices that minimise the distance-sum function.

Based on Definitions 30 and 31, one can derive Lemma 32 and Corollaries 33 and 34. Their respective proofs are in Appendixes A.3, A.4 and A.5.

► **Lemma 32.** *Let  $T$  a vertex-weighted tree with  $f$  as the vertex-weight function, and let  $x$  and  $y$  be adjacent vertices in  $T$ . Furthermore, let  $S_x$  denote the set of vertices that pass through  $x$  in order to reach  $y$ ; the set  $S_y$  is defined symmetrically. Then,  $\text{ds}^w(x) + f(S_x) = \text{ds}^w(y) + f(S_y)$ .*

► **Corollary 33.** *Let  $T$  a vertex-weighted tree with  $f$  as the vertex-weight function, and let  $x, y, S_x, S_y$  be defined in the same way as in Lemma 32. Then the following statements hold.*

1. *If  $\text{ds}^w(x) < \text{ds}^w(y)$ , then for all  $v \in S_y : \text{ds}^w(x) < \text{ds}^w(v)$ .*
2. *If  $\text{ds}^w(x) = \text{ds}^w(y)$ , then  $\{x, y\}$  is the median.*

► **Corollary 34.** *The median of a vertex-weighted tree consists of either one vertex or two adjacent vertices.*

With these basics of vertex-weighted graphs in place, we move on to define how vertex-weights are incorporated into the framework of partition-graphs.

► **Definition 35.** *Given a partition on a graph  $G$ , the vertex-weighted partition-graph  $\overline{G}$  is defined as follows.*

- *The vertices and edges of  $\overline{G}$  are the same as in Definition 10.*
- *The weight of each vertex  $X$  in  $\overline{G}$  is the cardinality of its corresponding subset of  $G$ .*

Now we can state and prove the main theorem of this section. On the notation, the super-vertices in  $\overline{G}$  are denoted using capital letters, and the distance-sum of a super-vertex  $X$  in  $\overline{G}$  is denoted by  $\text{ds}^w(X)$ . Since there is little chance of ambiguity, we overload the notation for convenience.

► **Theorem 36.** *Let  $T$  be a tree, and let  $\overline{T}$  denote the vertex-weighted partition-graph induced by any partition on  $T$ . Then every super-vertex in the median of  $\overline{T}$  contains a vertex in the median of  $T$ .*

**Proof.** Since the vertex-weighted  $\overline{T}$  is still a tree, its median is either a single super-vertex or two adjacent super-vertices (Corollary 34), so we have two cases.

[Case 1] Let  $X$  be the only super-vertex in the median of  $\overline{T}$ . Then by definition, for every neighbour  $Y$  of  $X$ ,  $\text{ds}^w(X) < \text{ds}^w(Y)$ . Let  $\overline{S}_X$  denote the set of super-vertices that have to pass through  $X$  in order to reach  $Y$ , and let  $\overline{S}_Y$  be the analogous counterpart. Then by Lemma 32,  $f(\overline{S}_X) > f(\overline{S}_Y)$ .

Let  $x \in X$  and  $y \in Y$  such that  $x$  and  $y$  are adjacent in  $T$ . Define  $S_x$  to be the set of vertices whose paths to  $y$  pass through  $x$ , and define  $S_y$  analogously. Now observe that  $f(\overline{S}_X) = |S_x|$  and  $f(\overline{S}_Y) = |S_y|$ . This means that  $|S_x| > |S_y|$  and hence  $\text{ds}^w(x) < \text{ds}^w(y)$ . By Corollary 33(1), every vertex  $v \in S_y$  has a bigger distance-sum than  $x$ . Since every vertex not in  $X$  does not have the minimum distance-sum, so the median-vertices of  $T$  must be inside  $X$ .

[Case 2] Let  $X$  and  $Y$  be the two adjacent super-vertices in the median of  $\overline{T}$ . Let  $x \in X$  and  $y \in Y$  be the corresponding adjacent vertices in  $T$ . In addition, define  $\overline{S}_X, \overline{S}_Y, S_x$  and  $S_y$  as before. Now  $\text{ds}^w(X) = \text{ds}^w(Y)$  implies  $f(\overline{S}_X) = f(\overline{S}_Y)$ . This further means that  $|S_x| = |S_y|$  and hence  $\text{ds}^w(x) = \text{ds}^w(y)$ . Finally, using Corollary 33(2),  $x$  and  $y$  are the two median-vertices of  $T$ . ◀

## 8 Conclusion

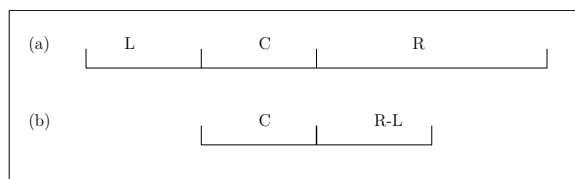
We presented methods of graph simplifications that address the goals outlined in Section 1.3. With suitable values of sharpness and coarseness, Section 4 showed that partition-graphs

satisfy the first two goals of small quasi-isometry constants and compression. We then focused on trees, where partition-graphs satisfy the retention property (Proposition 11). As for the preservation property, Sections 6 and 7 presented methods to simplify trees while preserving the centre and the median, respectively. As future work, one could develop quasi-isometric graph simplifications for more general graph classes such as  $k$ -trees and chordal graphs. One could also explore the possibility of employing the theory of random graphs in the study of partition-graphs.

---

## References

- 1 Renzo Angles and Claudio Gutierrez. Survey of graph database models. *ACM Computing Surveys*, 40(1):1–39, 2008.
- 2 Hannah Bast, Daniel Delling, Andrew Goldberg, Matthias Müller-Hannemann, Thomas Pajor, Peter Sanders, Dorothea Wagner, and Renato F. Werneck. Route planning in transportation networks. In *Algorithm Engineering*, pages 19–80. Springer, 2016.
- 3 András A. Benczúr and David Ron Karger. Randomized approximation schemes for cuts and flows in capacitated graphs. *SIAM Journal on Computing*, 44(2):290–319, 2015.
- 4 Aaron Bernstein, Karl Däubel, Yann Disser, Max Klimm, Torsten Mütze, and Frieder Smolny. Distance-preserving graph contractions. *SIAM Journal on Discrete Mathematics*, 33(3):1607–1636, 2019.
- 5 Maciej Besta and Torsten Hoefer. Survey and taxonomy of lossless graph compression and space-efficient graph representations. arXiv:1806.01799, 2018.
- 6 Maciej Besta, Simon Weber, Lukas Gianinazzi, Robert Gernstenberger, Andrey Ivanov, Yishai Oltchik, and Torsten Hoefer. Slim Graph: Practical lossy graph compression for approximate graph processing, storage, and analytics. In *Proceedings of the International Conference for High Performance Computing, Networking, Storage and Analysis (SC)*, pages 1–25, 2019.
- 7 Charles-Edmond Bichot and Patrick Siarry, editors. *Graph Partitioning*. Wiley, 2013.
- 8 Edith Cohen, Eran Halperin, Haim Kaplan, and Uri Zwick. Reachability and distance queries via 2-hop labels. *SIAM Journal on Computing*, 32(5):1338–1355, 2003.
- 9 Michael Elkin and David Peleg.  $(1 + \epsilon, \beta)$ -spanner construction for general graphs. *SIAM Journal on Computing*, 33(3):608–631, 2004.
- 10 Santo Fortunato. Community detection in graphs. *Physics Reports*, 486:75–174, 2010.
- 11 Alan J. Goldman. Optimal center location in simple networks. *Transportation Science*, 5(2):212–221, 1971.
- 12 Mikhael Gromov. Groups of polynomial growth and expanding maps. *Publications Mathématiques de l’IHÉS*, 53:53–78, 1981.
- 13 Mikhael Gromov. *Geometric group theory, Vol. 2: Asymptotic invariants of infinite groups*. Cambridge University Press, 1996.
- 14 Seifollah Louis Hakimi. Optimum locations of switching centers and the absolute centers and medians of a graph. *Operations Research*, 12(3):450–459, 1964.
- 15 Ravi Kannan, Santosh Vempala, and Andrian Vetta. On clusterings: Good, bad and spectral. *Journal of the ACM*, 51(3):497–515, 2004.
- 16 Bakh Khoussainov and Toru Takisaka. Large scale geometries of infinite strings. In *32nd Annual ACM/IEEE Symposium on Logic in Computer Science (LICS)*, pages 1–12, 2017.
- 17 Bernhard Krön and Rögnvaldur G. Möller. Quasi-isometries between graphs and trees. *Journal of Combinatorial Theory, Series B*, 98(5):994–1013, 2008.
- 18 Mirka Miller and Širán. Moore graphs and beyond: A survey of the degree/diameter problem. *The Electronic Journal of Combinatorics*, pages DS14–May, 2013.
- 19 Saket Navlakha, Rajeev Rastogi, and Nisheeth Shrivastava. Graph summarization with bounded error. In *SIGMOD*, pages 419–432, 2008.
- 20 David Peleg and Alejandro A. Schäffer. Graph spanners. *Journal of Graph Theory*, 13(1):99–116, 1989.



■ **Figure 2** For the proof of Lemma 28.

- 21 Charles Semple and Mike A. Steel. *Phylogenetics*. Oxford University Press, 2003.
- 22 Kijung Shin, Amol Ghoting, Myunghwan Kim, and Hema Raghavan. SWeG: Lossless and lossy summarization of web-scale graphs. In *The World Wide Web Conference*, pages 1679–1690, 2019.
- 23 Peter J. Slater. Locating central paths in a graph. *Transportation Science*, 16:1–18, 1982.
- 24 Hannu Toivonen, Fang Zhou, Aleksi Hartikainen, and Atte Hinkka. Compression of weighted graphs. In *KDD '11: Proceedings of the 17th ACM SIGKDD International Conference on Knowledge Discovery and Data Mining*, pages 965–973, 2011.
- 25 Bang-Ye Wu and Kun-Mao Chao. *Spanning Trees and Optimization Problems*. Chapman and Hall/CRC, 2004.

## A Proofs of Lemmas and Corollaries

### A.1 Proof of Lemma 18

First, let  $v' \in G$  be an ecc-wit of  $v$ . Then as  $\text{ecc}_G(v) = d(v, v')$ ,

$$\frac{1}{A} \cdot \text{ecc}_G(v) - B = \frac{1}{A} \cdot d(v, v') - B \leq d'(\varphi(v), \varphi(v')) \leq \text{ecc}_H(\varphi(v)).$$

On the other hand, let  $u \in G$  such that  $\varphi(u)$  is an ecc-wit of  $\varphi(v)$ . Then

$$\text{ecc}_H(\varphi(v)) = d'(\varphi(v), \varphi(u)) \leq A \cdot d(v, u) - B \leq A \cdot \text{ecc}_G(v) - B.$$

Combining these two inequalities completes the proof. ◀

### A.2 Proof of Lemma 28

Let  $P_n$  be a path-graph with centre  $C_n$ , and let  $P_k$  be a partition-path of  $P_n$  with centre  $C_k$ .

We picture  $P_n$  as Figure 2(a). Suppose  $\varphi^{-1}(C_k)$  corresponds to Segment C on  $P_n$ , and has  $\sigma$  vertices. Then, let Segments L and R be the two shorter paths after removing Segment C from  $P_n$ . Suppose Segments L and R respectively contain  $\lambda$  and  $\rho$  vertices, and assume  $\lambda \leq \rho$  without loss of generality.

Now we use the leaf-removal algorithm (Note 5) to locate the centre of  $P_n$ , and then calculate its distance to Segment C.

On a path, one iteration of leaf-removal is the same as removing both endpoints. Hence, we first carry out  $\lambda$  iterations, which lead us to Figure 2(b). The centre of this shorter path is exactly the same as the centre of  $P_n$ .

From (b) there are three possible cases.

[Case 1] When Segments C and R-L have equal length, the centre of  $P_n$  is made up of the right-most vertex in Segment C and the left-most vertex in Segment R-L, so the centre-shift is zero.

[Case 2] When Segment C is longer than R-L, the centre of  $P_n$  lies in Segment C, so the centre-shift is zero.

## XX:16 Quasi-Isometric Graph-Simplifications

These two cases above combine to prove the first part of the lemma: the centre-shift is 0 when  $\sigma \geq |\lambda - \rho|$ . In contrast, the final case involves more effort to quantify the non-zero centre-shift.

[Case 3] When Segment R-L is longer than C, the centre of  $P_n$  falls in Segment R-L, and the non-zero centre-shift is the distance between  $C_n$  and Segment C. This distance is the same as the distance between the right-most vertex in Segment C and the left-most vertex of  $C_n$ .

The right-most vertex in Segment C has index  $\sigma$ . On the other hand, on a path of length  $n$ , the index of the left-most centre-vertex is  $\lceil n/2 \rceil$ , so the left-most vertex of  $C_n$  has index  $\lceil (\sigma + |\lambda - \rho|)/2 \rceil$ . Finally, we can derive the centre-shift by making the following subtraction:

$$\lceil \frac{\sigma + |\lambda - \rho|}{2} \rceil - \sigma = \lceil \frac{\sigma + |\lambda - \rho|}{2} - \sigma \rceil = \lceil \frac{|\lambda - \rho| - \sigma}{2} \rceil,$$

and this proves the second part of the lemma.  $\blacktriangleleft$

### A.3 Proof of Lemma 32

We begin by deriving  $ds^w(x)$ :

$$ds^w(x) = \sum_{v \in G} d(x, v) \cdot f(v) = \sum_{v \in S_x} [d(x, v) \cdot f(v)] + \sum_{v \in S_y} [d(x, v) \cdot f(v)].$$

Then the latter term can be re-arranged:

$$\begin{aligned} \sum_{v \in S_y} [d(x, v) \cdot f(v)] &= \sum_{v \in S_y} [[d(x, y) + d(y, v)] \cdot f(v)] \\ &= \sum_{v \in S_y} [[1 + d(y, v)] \cdot f(v)] \\ &= \sum_{v \in S_y} [f(v) + d(y, v) \cdot f(v)] \\ &= \sum_{v \in S_y} f(v) + \sum_{v \in S_y} [d(y, v) \cdot f(v)] \\ &= f(S_y) + \sum_{v \in S_y} [d(y, v) \cdot f(v)]. \end{aligned}$$

Hence,

$$ds^w(x) = \sum_{v \in S_x} [d(x, v) \cdot f(v)] + f(S_y) + \sum_{v \in S_y} [d(y, v) \cdot f(v)].$$

The exact same argument also yields:

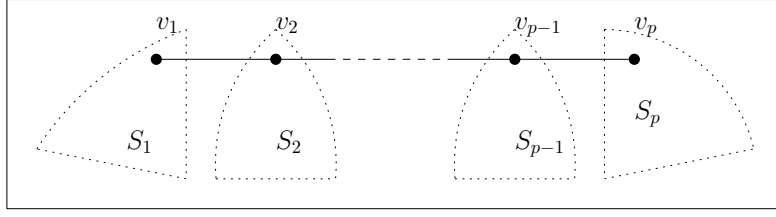
$$ds^w(y) = \sum_{v \in S_x} [d(x, v) \cdot f(v)] + f(S_x) + \sum_{v \in S_y} [d(y, v) \cdot f(v)].$$

Therefore, after subtracting these two equations and rearranging, we obtain the lemma's statement.  $\blacktriangleleft$

### A.4 Proof of Corollary 33

1. For every  $v \in S_y$ , let  $w \in S_y$  be the neighbour of  $v$  that lies on the path between  $y$  and  $v$ .





■ **Figure 3** For the proof of Corollary 34.

Define  $S_w$  to be the set of vertices whose paths to  $v$  pass through  $w$ , and similarly for  $S_v$ . Then  $S_x \subset S_w$  and  $S_v \subset S_y$ . Since all the vertex-weights are positive, these containments imply  $f(S_x) < f(S_w)$  and  $f(S_v) < f(S_y)$ .

Due to the premise  $ds^w(x) < ds^w(y)$ , Lemma 32 implies that  $f(S_y) < f(S_x)$ . Hence  $f(S_v) < f(S_w)$ , so we have  $ds^w(v) < ds^w(w)$ . Finally, using routine induction on  $d(y, v)$ , we can extend the observation above to the entire  $S_y$ , and conclude that  $ds^w(v) < ds^w(x)$  for all  $v \in S_y$ . ◀

2. By Lemma 32(1),  $ds^w(x) = ds^w(y)$  is equivalent to  $f(S_x) = f(S_y)$ . This means that  $f(S_x) = f(T)/2$ , where  $T$  is the entire tree. Without loss of generality, consider a vertex  $v \in S_x$  such that  $v \sim x$ . With respect to the edge  $\{v, x\}$ , let  $A_x$  be the subtree on the side of  $x$ , and  $A_v$  the subtree on the side of  $v$ .

Now, as  $A_x = S_x \cup \{x\}$ , we have  $f(A_v) < f(A_x)$ , and therefore  $ds^w(v) > ds^w(x)$ . Finally, apply Corollary 33(2) to every such  $v$  in both  $S_x$  and  $S_y$ , we conclude that  $ds^w(x)$  and  $ds^w(y)$  are indeed the minimum. Therefore  $\{x, y\}$  is the vertex-weighted median. ◀

### A.5 Proof of Corollary 34

Firstly, it is easy to construct examples of vertex-weighted trees with medians being a single vertex or two adjacent vertices. Secondly, it suffices to show that in a tree  $T$  with vertex-weight function  $f$ , any two vertices in the vertex-weighted median are adjacent. This not only implies that the vertex-weighted median is connected, but also excludes the possibility of the median having three or more vertices.

Let  $v_1$  and  $v_p$  be vertices with the minimum  $ds^w$  value, and suppose they are separated by a path  $v_2, \dots, v_{p-1}$ . This is shown in Figure 3, where  $S_1, \dots, S_p$  indicate the subtrees of the vertices  $v_1, \dots, v_p$ .

Consider the adjacent vertices  $v_1$  and  $v_2$ . Since  $v_1$  has the minimum  $ds^w$  value,  $ds^w(v_1) \leq ds^w(v_2)$ . Then by Lemma 32,

$$f(S_1) \geq \sum_{j=2}^p f(S_j). \tag{2}$$

Similarly, consider the adjacent vertices  $v_{p-1}$  and  $v_p$ . Since  $v_p$  has the minimum  $ds^w$  value,  $ds^w(v_p) \leq ds^w(v_{p-1})$ , and hence

$$f(S_p) \geq \sum_{j=1}^{p-1} f(S_j). \tag{3}$$

Summing Inequalities (2) and (3) leads to  $0 \geq \sum_{j=2}^{p-1} f(S_j)$ . But by Definition 30, the weights of vertices are all positive, so this is a contradiction. Therefore, two vertices with the minimum  $ds^w$  value must be adjacent, and hence the corollary holds. ◀