

Learning to Search in Task and Motion Planning with Streams

Mohamed Khodeir

Robot Vision and Learning Laboratory
University of Toronto Robotics Institute
m.khodeir@mail.utoronto.ca

Ben Agro

Robot Vision and Learning Laboratory
University of Toronto Robotics Institute
ben.agro@mail.utoronto.ca

Florian Shkurti

Robot Vision and Learning Laboratory
University of Toronto Robotics Institute
florian@cs.toronto.edu

Abstract: Task and motion planning problems in robotics combine symbolic planning over discrete task variables with motion optimization over continuous state and action variables. Recent works such as PDDLStream [1] have focused on optimistic planning with an incrementally growing set of objects until a feasible trajectory is found. However, this set is exhaustively expanded in a breadth-first manner, regardless of the logical and geometric structure of the problem at hand, which makes long-horizon reasoning with large numbers of objects prohibitively time-consuming. To address this issue, we propose a geometrically informed symbolic planner that expands the set of objects and facts in a best-first manner, prioritized by a Graph Neural Network that is learned from prior search computations. We evaluate our approach on a diverse set of problems and demonstrate an improved ability to plan in large or difficult scenarios. We also apply our algorithm on a 7DOF robotic arm in several block-stacking manipulation tasks.

Keywords: Task and Motion Planning, Learning

1 Introduction

Task and motion planning (TAMP) involves searching over both symbolic actions that determine a high-level task sequence and low-level motions that result in feasible trajectories [2, 3, 4]. The symbolic task planner operates on high-level abstractions of the environment, including object definitions, operations that can be applied to them, and pre- and post-conditions that these operations have to satisfy. The motion planner requires a non-abstracted description of the environment, and is responsible for informing the symbolic planner about the kinematic and dynamic feasibility of a proposed coarse task plan, possibly leading to backtracking. This interplay between high- and low-level planning has a significant effect on the total runtime required to discover a solution.

PDDL [5] is a widely used representation for symbolic planners, but requires a pre-discretized state space and does not allow for continuous variables. PDDLStream [1] extends PDDL by introducing *streams*, conditional generators that model black-box sampling procedures. Streams enable continuous quantities, such as poses and configurations to be created dynamically, allowing planning without the need for pre-discretization. Existing PDDLStream algorithms use streams to iteratively add more of these quantities to the planning problem until a feasible trajectory can be found, leveraging existing PDDL planners as a subroutine. However, this process can induce very large planning problems, especially in cases that involve long-horizon reasoning with many objects.

To address this shortcoming, we present a learning-based method to guide a best-first search in the space of streams. Our main contributions are (a) a Graph Neural Network (GNN) architecture that scores the relevance of streams, and (b) a queue-based algorithm that prioritizes their addition to the planning problem. The model is trained on prior planning experience from solving similar problem instances, drawn from a training distribution of environments. We compare our algorithm

¹Code and video can be found here <https://rvl.cs.toronto.edu/learning-based-tamp/>

(INFORMED) against the best performing PDDLStream algorithm across several simulated environments. Our experiments show that INFORMED can outperform baselines on previously unseen problems, finding feasible plans faster, including on problems of larger size, where the baseline fails to find solution.

2 Related Work

Integrated task and motion planning. There is a vast literature on the problem of integrating the geometric reasoning required by motion planning with the symbolic reasoning that is necessary for planning to achieve abstract goals; see [6] for a detailed taxonomy. Our work builds on PDDLStream [1], which we introduce in more detail in the background section, but there is a long history of prior research, including [7] [8], which combine symbolic planners with complete geometric planner, and even older ideas on domain-specific hierarchical reasoners and planners for machining [9]. The need for selecting the right hierarchical abstractions for symbolic planning and favoring feasibility and real-time results over optimality was emphasized in [3]. Logic Geometric Programming combined symbolic planning and trajectory optimization [10, 4, 11], even for dynamic physical motions involving tool use, while [12] integrated sampling procedures with SAT solvers as symbolic planners.




Figure 1: Our planner solves the six-block stacking problem with a 7DOF robot arm¹. Existing TAMP methods struggle to find a solution for more than four blocks (see Table 2). By learning from easier intermediate planning problems, we show improved performance and run time for larger scenes.

Learning for TAMP. Motivated by the success of learning in the context of robotics, recent work has sought to combine the ability of TAMP systems to plan for novel temporally extended goals with learning methods. There are several orthogonal avenues of research under this umbrella: methods which learn capabilities that may be difficult to engineer (e.g. a pouring action) [14], those which learn the symbolic representations with which to plan [15, 16], those that integrate perception learning and scene understanding into TAMP [17, 18], and those which attempt to learn search guidance from experience [19, 20, 21]. Similar in spirit to our work, [19] tries to guide the search for action skeletons by learning to predict the credibility of a sequence of discrete actions directly from visual observations of the scene, using these predictions as a heuristic in a best-first search for action sequences. In contrast, we seek to learn an efficient heuristic to guide the construction of an optimistic planning problem with a minimal set of irrelevant facts. We leverage an off-the-shelf domain-independent search sub-routine, thus our work can be synergistically combined with methods like [19, 20, 21] that learn a domain-specific heuristic.

Planning with many objects. The motivation of our work shares similarities with [22] and [23], which attempt to speed up task planning by learning models which exclude irrelevant objects or actions (respectively) from the initial problem representation. Our work can be seen as an extension of such methods to the case when the full planning problem is not given a priori, and instead needs to be constructed from a set of initial facts and a set of streams that can generate additional facts.

3 Background

A PDDLStream problem $(\mathcal{P}, \mathcal{A}, \mathcal{S}, \mathcal{O}, \mathcal{I}, \mathcal{G})$ is given by a set of predicates \mathcal{P} , actions \mathcal{A} , streams \mathcal{S} , initial objects \mathcal{O} , an initial state \mathcal{I} , and a goal state \mathcal{G} . A *predicate*, p is a boolean function. An instance of a predicate $p(\bar{x})$ applied on a tuple of objects $\bar{x} = \langle x_1, \dots, x_n \rangle$ is called a *fact*. PDDL *objects* are references to entities in the planning problem. These can refer to anything from the identities of physical objects to continuous quantities. A logical *state* is a set of facts. Both \mathcal{I} and \mathcal{G} are examples of states. An action a is a tuple of three components: parameters \bar{X} , a set of preconditions $\text{pre}(a)$, and a set of effects $\text{eff}(a)$. An action instance $a(\bar{x})$, whose parameters \bar{X} have been assigned to particular objects \bar{x} , is only applicable/available in a given state if it satisfies the set of facts in the action’s preconditions $\text{pre}(a(\bar{x}))$. The set of facts $\text{eff}(a(\bar{x}))$ specify how a state will change after $a(\bar{x})$ is applied. A solution to the planning problem is a sequence of valid action instances $\pi = [a_1(\bar{x}_1), \dots, a_N(\bar{x}_N)]$ that transform \mathcal{I} into \mathcal{G} . A helpful concept is the *preimage* of

a plan; the set of facts that must hold in order for the entire plan to be applicable in a given initial state. This is defined as: $\text{PREIMAGE}(\pi) = \cup_{i=1}^N (\text{pre}(a_i(\bar{x}_i)) - \cup_{j<i} \text{eff}(a_j(\bar{x}_j)))$.

Example. To describe the environment depicted in Fig. 2, we might define predicates such as `on-block(?b1 ?b2)` and `at(?b ?XWB)`. We could then define an action that stacks one block onto another as `stack(?q ?b ?lb ?XWL)` with preconditions that include `clear(?lb)` and `at(?lb ?XWL)`, requiring that the lower block is clear and at the given world pose X_{WL} . One effect of this action might be `on-block(?b ?lb)`, but there may be other side-effects such as a new configuration of the robot arm. To describe a particular stacking problem in this environment, we simply need to specify objects $\mathcal{O} = \{b_1, b_0, b_2, a, s_0, s_1, q_0, \dots\}$, initial state $\mathcal{I} = \{\text{on-block}(b_1 b_0), \text{at}(b_0 X_{Wb_0}), \dots\}$, and goal state $\mathcal{G} = \{\text{on-surface}(b_0 s_1), \text{on-surface}(b_1 s_1)\}$.

Streams. The set of streams, \mathcal{S} , distinguishes a PDDLStream problem from traditional PDDL. Streams are conditional generators which yield objects that satisfy specific constraints conditioned on their inputs. Formally, a stream, s , consists of input parameters $s.\text{input}$, a set of domain predicates $s.\text{domain}$, output parameters $s.\text{output} = \bar{o}$, and a set of certified predicates $s.\text{certified}$. $s.\text{domain}$ is the set of predicates that must evaluate to true for an input tuple $s.\text{input} = \bar{x}$ to be valid. This ensures the correct types of objects (e.g., configurations, poses) are provided to the generators. $s.\text{certified}$ are predicates on $s.\text{input}$ and $s.\text{output}$ that assert facts that $\langle \bar{x}, \bar{o} \rangle$ satisfy.

Example. In our block stacking environment (Fig. 2), we can define a stream `find-place(?b, ?s) → ?XWB`, which takes as input a block `?b` and a surface `?s`, and produces a world pose `?XWB`, at which `?b` would be on `?s`. The domain facts of this stream would restrict the types of its input objects (i.e. `find-place.domain = \{block(?b), surface(?s)\}`), and the set of certified facts might contain the single fact `block-support(?block ?surface ?XWB)`. Given such a stream, a planner could dynamically create placement poses for any object/surface pair.

Streams can be applied recursively, to generate a potentially infinite set of objects, starting from those in \mathcal{I} and \mathcal{O} , respectively. A crucial aspect of PDDLStream problems is that there usually does not exist a plan whose *preimage* is a subset of \mathcal{I} . Instead, solvers of PDDLStream problems must use the streams in \mathcal{S} to recursively expand \mathcal{I} to I^* such that there exists a plan π whose *preimage* is a subset of I^* . This is reminiscent of theorem proving problems that start from a set of axioms and use rules of inference to expand the set of known theorems.

We use the term stream *instantiation* to refer to the act of creating a new instance of a stream on a specific object tuple. We distinguish this from *evaluation* of a stream instance, which refers to the act of invoking the associated sampler on the given inputs. When a stream instance is evaluated, it produces *grounded* objects (i.e. with a concrete value). A stream instance can only be evaluated if its inputs are themselves grounded. Prior to evaluation, a stream instance’s output objects (and associated certified facts) are said to be *optimistic*.

Existing PDDLStream algorithms expand the set of stream *results* (objects and associated certified facts) using an iterative deepening procedure. On a given iteration, all streams are instantiated up to a certain depth l , and a PDDL planner is invoked on the resulting set. If no plan is found, the next iteration starts with $l \leftarrow l + 1$.

4 Our Approach

Our approach uses a learned model to guide the expansion of optimistic facts in a PDDLStream problem. We first present a PDDLStream algorithm which uses a priority queue to order the instantiation of streams. Second, we formulate the problem of assigning a priority to optimistic stream instantiations as a learning problem. Finally, we propose a model architecture which makes use of the structure of streams to recursively build up representations of optimistic objects, and assign priorities to them simultaneously.

4.1 Our Algorithm. We propose the INFORMED algorithm, which uses a priority queue, Q , to order the addition of optimistic results to the planning problem based on a *relevance score* given by a black-box model, \mathcal{M}_θ . The algorithm is composed of four distinct phases: Expansion, Planning, Sampling, and Feedback. We describe each of these steps below, and provide the full pseudocode in the supplementary materials due to space limitations.

Expansion. In each iteration of the algorithm, the stream result with the highest score is popped off of the queue and if the result is optimistic, its certified facts are added to I^* . A sub-routine EXPAND

creates all the child stream instances which use these newly added objects. These are all scored and pushed onto the queue for later expansion (line 11 in Alg. 1).

Planning. In the planning phase, we invoke a PDDL planner on the current set of optimistic and grounded facts (line 17 in Alg. 1). If an optimistic plan π^* is found, it is returned along with the *stream plan* ψ , which is the sequence of stream instances that need to be evaluated to ground π^* . This subroutine, which is a light wrapper around the underlying FastDownward planner, is the same as that presented in [1]. A key issue for our algorithm is how to decide when the set of included optimistic facts is sufficient for planning to succeed. This SHOULD-PLAN classifier may itself be a good candidate for learning from experience. However, in this work, we simply choose to plan every time $K = 100$ optimistic and grounded facts have been added to the problem, so in our implementation SHOULD-PLAN returns true every K iterations.

Sampling. If a plan has just been found or if we have found a plan in a previous iteration without yet grounding all of its parameters, then we have the option to devote time to sampling. This means running the underlying generators for each of the streams in the plan ψ . This is facilitated by the PROCESS-STREAMS sub-routine (line 22), of which several variants are described in [1]. In this work, we employ the version used by the ADAPTIVE algorithm in [1].

Feedback. If, in the course of sampling, the algorithm has managed to produce groundings for all the parameters in an optimistic plan, then our algorithm halts and the plan is returned (line 24). Otherwise, we would like to update our planning problem to account for information gleaned from sampling. By evaluating the streams that support an optimistic plan, PROCESS-STREAMS will produce grounded objects that we already suspect to be relevant. These new values are all immediately added to I_{ground} so that they can be used by the planner in the next expansion and planning phases (line 26).

4.2 Relevance of Streams as Binary Classification. The question of whether a stream instance is relevant to the planning problem can be boiled down to whether any of the objects that it produces are relevant. In this work we define an object to be relevant to a PDDLStream problem if: (1) it is part of the preimage of any optimal plan, or (2) it is used as input to a stream which produces a relevant object. We note, however, that applying this definition directly would be impractical. It is prohibitively expensive to compute optimal plans for problems of interest, so we apply this definition using satisficing plans found using existing PDDLStream algorithms.

Relevance of a PDDL object. In a TAMP setting, the objects in the preimage of a given plan will correspond to real valued quantities, such as the 7DOF configuration of a robotic arm. However, these values are rarely ever unique; that a specific grasp configuration of an object was used in a plan should imply that a different grasp of the same object is also important to consider. Therefore, when deciding on the relevance of an object, we concern ourselves not with the actual numeric value of the object, but with the set of constraints that act on it. To determine whether an object is relevant, we simply need to check whether there exists a counterpart in a given preimage which has the same set of constraints (i.e. the same ancestor streams).

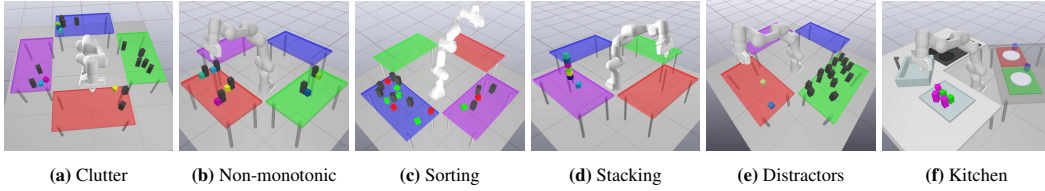
Training data. This approach gives allows us to cast the relevance of stream instances as a supervised binary classification problem. Given a set of training problems $D = \{\langle \mathcal{O}_i, \mathcal{I}_i, \mathcal{G}_i \rangle\}_{i=1}^N$, we use an existing PDDLStream solver to find a plan π_i , and record all the stream instances s_{ij} produced along the way. For each s_{ij} , we use PREIMAGE(π_i) to assign a binary label y_{ij} as described above.

4.3 Modelling Relevance of Streams

Given the \mathcal{I}, \mathcal{G} , the current set of optimistic stream results I^* and grounded stream results I_{ground} , we want to assign a *relevance score* $y \in [0, 1]$ to a stream result $s(\bar{x}) \rightarrow \bar{o}$.

MLP representations of streams. Our model architecture is motivated by the observation that a stream represents constraint(s) between its inputs \bar{x} and outputs \bar{o} , and that for each domain there are only a handful of explicitly defined streams. We model each stream with a simple multi-layer perceptron (MLP) M_s , which has fixed input and output sizes proportional to $|s.input|$ and $|s.output|$. Given a representation of the input objects in the context of the planning problem, M_s is tasked with producing suitable embedding output objects, as well as a score representing the relevance of those outputs to the planning problem. As depicted in the bottom right of Fig. 2, these M_s can be recursively combined in exactly the same way as streams, producing relevance scores and dense vector representations for each object their associated streams create.

Figure 3: Typical example of the evaluation tasks in each environment.



GNN representations of objects and facts. To obtain the representations for the initial objects in the planning problem, we employ *Graph Neural Networks* [24] owing to their ability to represent objects based on their relations to one another. The input to the GNN, which we call the *Problem Graph* (PG), is a graph with nodes representing the PDDL objects and edges representing the facts that relate those objects to one another in both \mathcal{I} and \mathcal{G} (see bottom left of Fig. 2). This relational representation is similar to that used in [22], and allows our system to generalize to different numbers and identities of objects. The node feature vectors consist of the 3D position of the object if it exists, and padding otherwise. The edge feature vectors have a one-hot encoding of their corresponding predicate, and a flag if the fact appears in \mathcal{I} (1) or \mathcal{G} (0). This graph representation is extensible and can include other geometric (or semantic) information about the scene.

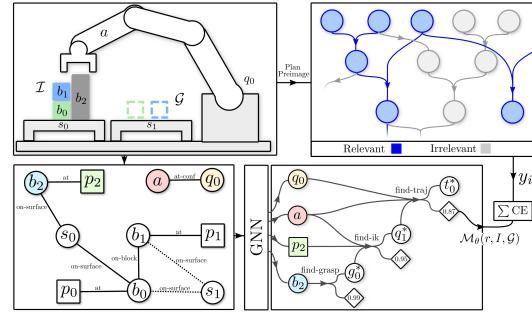


Figure 2: Top row: A block stacking task is solved and a set of labeled stream results is extracted from the plan. Bottom left: the Problem Graph representation of the problem. Bottom right: GNN-Stream is trained to predict relevance of optimistic stream results.

The end-to-end model architecture \mathcal{M}_θ is depicted in the bottom row of Fig. 2. A given planning problem is used to produce a Problem Graph. A GNN produces an embedding of each object according to its relations in both the goal and the initial state. These representations can then be used as input to stream MLPs, which are combined recursively to obtain representations and scores for optimistic objects produced by their associated streams. This entire computation is differentiable, so \mathcal{M}_θ is trained end-to-end to minimize a weighted cross-entropy, giving a higher penalty to false negatives. $\mathcal{L}(D, \theta) = \sum_{i=1}^N \sum_{j=1}^{M_i} \mathcal{L}_{CE}(y_{ij}, \mathcal{M}_\theta(\mathcal{I}_i, \mathcal{G}_i, s_{ij}(\bar{x}_{ij})))$

5 Experimental Results

5.1 Environment Setup. Evaluation of INFORMED was conducted across six problem types involving a 7DoF robot arm, loosely based on those outlined in [25]. All experiments are conducted using 2 cores of an Intel Broadwell processor with an 8GB memory limit. For each problem type, we randomly generate 100 instances which are used to train a separate model² and 100 held-out test instances which we use for evaluation. The training instances are drawn from distributions with few objects/goals so that the baseline is able to solve the majority of them within the timeout. We sample more challenging instances for testing to evaluate the model’s ability to generalize to harder problems with more objects than those seen during training. Initial placement of objects and their goal states are randomly generated in each problem, so that even problems of the same type with the same number of objects may have different solutions.³ All methods use a 90 second planning timeout, so we report the proportion of problems solved within the timeout, as well as average planning times for solved instances.

Problem Types: Blocks world problems are divided into five categories which share a domain definition, but present different challenges to the planner, as shown in Fig. 3. There are two types of blocks in these problems (not distinguished logically): blocks (shorter) and blockers (taller) (Figs. 3a and 3e). The robot arm is surrounded by four tables.

²We report results for training a combined model on all problem types in the supplementary materials.

³Please refer to supplementary materials for more details on problem distributions.

Stacking: Blocks are arranged randomly in each scene, and the goal is to assemble them into specific towers. These problems involve long plans, low likelihood of obstructions. Training problems involved up to 4 objects and test problems up to 7.

Sorting: Colorful are arranged arranged randomly, and the goal is to move them to the table with the corresponding color. Blockers may need to be moved if they obstruct a plan, but must be returned to their original tables. Sorting problems have high branching factor, long plans, high likelihood of obstructions. Training problems involved up to 14 objects and test problems up to 20.

Clutter: Blocks need to be stacked or rearranged in the presence of twice as many blockers which may obstruct motions, grasps or placements. Initial positions are sampled using ordered Poisson-Disc Sampling so that blocks are placed close together. These problems have a high branching factor, short plans, high likelihood of obstructions. Training problems involved up to 15 objects and test problems up to 18.

Non Monotonic: Blockers and blocks come in pairs (see Fig. 3b). It is always infeasible to grasp the block without first moving its corresponding blocker, but this is not known to the planner. Blocks have to be moved to a different table, whereas blockers must be returned to their exact starting positions. These problems have low branching factor, long plans, guaranteed obstructions. Training problems involved up to 6 objects and test problems up to 8.

Distractors: Blocks need to be stacked or rearranged in the presence of "distractor" blockers which are placed on their own table. Unlike the blockers in other problem types, distractors do not appear in the goal, and do not need to be interacted with. This problem type tests the planner's ability to ignore irrelevant objects. Test problems contain 2-3 blocks and up to 50 distractors. There are no training problems - instead, the model trained on the Clutter task is used here.

Kitchen: In these problems, a robot arm must complete tasks in a kitchen involving different types of items. Items can be cleaned if they are in the sink, and clean items can be cooked if they are on a burner.(Fig. 3f). The plans in this domain can be long, but the branching factor is lower than blocks world problems due to the absence of stacking actions.

Methods: We compare our approach to ADAPTIVE, the best-performing PDDLStream algorithm presented in [1]. Our approach differs from ADAPTIVE in two key respects. First, while ADAPTIVE must expand all streams up to a given depth before planning, INFORMED will invoke the planner after a constant number of additional streams have been expanded. The second key difference is that INFORMED uses a given relevance model to order the expansion of streams. In order to isolate the effect of the model from that of planning frequency, we evaluate the following variants of our main method. Performance differences between these ablations and INFORMED can be attributed to the learned model.

- INFORMED (Level): Stream expansion is ordered by depth, just as ADAPTIVE. Ties are broken arbitrarily. This ablation does not use the training data.
- INFORMED (Stats): Stream expansion is ordered based on the proportion of times the associated stream was marked relevant in the training data. This ablation assigns the same score to all instances of a given stream.
- INFORMED (PG): An ablation of our model architecture which makes use of the problem graph network, but not the recursively combined stream MLPS. The problem graph network assigns an importance score to each object in the initial scene. During planning, a candidate stream instance's priority is the average importance score of its ancestors, divided by its depth.
- INFORMED (Ours): Our proposed approach, as described in section 4.

Refined vs. unrefined mode: ADAPTIVE and INFORMED admit two modes of operation with respect to stream expansions. The first, *refined* expansion, operates exactly as described in [1] and section 3 - optimistic objects from different stream instances are assigned unique identifiers which are used in further stream expansions. In contrast, the second mode of operation, *unrefined*, groups together all objects produced by a specific stream under a single shared identifier. This mode has the effect of bounding the combinatorial explosion from stream expansions, since it effectively limits the number of new objects. This comes at the expense of additional work, which must be done to disambiguate shared identifiers in the event that a plan is found which uses them. In our testing, we observed that this trade-off often results in faster planning times for ADAPTIVE. The relevance model we have described cannot score these unrefined streams, because of the inherent ambiguity in their meaning.

In order to evaluate the effect of the model, we use both algorithms in *refined* mode. However, for the sake of completeness, we also report ADAPTIVE’s performance in unrefined mode.

5.2 Results and Discussion

Table 1: Planning performance on held-out test problems. All runs are conducted with 90s timeouts. We report the number of solved instances (out of 100), and the average times over all **solved** problems of a given type.

Domain	Adaptive (Unrefined)		Adaptive (Refined)		Informed (Level)		Informed (Stats)		Informed (PG)		Informed (Ours)	
	Solved	Time (s)	Solved	Time (s)	Solved	Time (s)	Solved	Time (s)	Solved	Time (s)	Solved	Time (s)
Clutter	54	30.99	22	18.20	5	37.55	25	11.67	32	15.22	54	12.15
Non Monotonic	27	31.45	28	36.96	15	73.99	0	-	1	35.68	58	33.88
Sorting	66	16.95	50	25.11	12	15.46	62	17.65	51	14.60	77	21.07
Stacking	47	16.95	20	5.52	21	12.38	16	4.70	21	9.04	54	7.94
Distractors	77	47.82	1	42.74	1	23.17	0	-	66	23.21	100	9.65
Kitchen	91	19.90	95	27.24	83	24.51	84	28.52	86	24.51	94	23.93

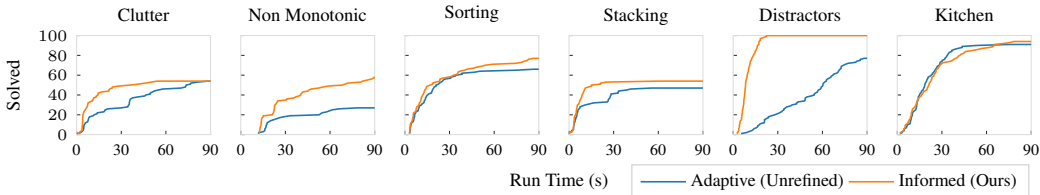


Figure 4: A comparison of ADAPTIVE and INFORMED on percentage solved as a function of run time.

Ablations. Table 1 shows the success rates and planning times for the two ablations described above. On all problem types, the learned model is able to significantly outperform both ablations, showing that it is able to prioritize the inclusion of task-relevant objects enabling the planner to solve more problems within the timeout. The Level ablation generally performs poorly compared to Adaptive, despite using the same underlying ordering of stream expansions. This is primarily due to more frequent planner invocations using up more of the allotted time. We found that the Stats ablation is able to significantly outperform adaptive in Sorting problems, when using refined expansion. Upon closer inspection, we found that the training examples for Sorting contain no stack or unstack actions, which are indeed unnecessary in this task. By assigning a score of zero to objects which would be required for those actions, the Stats ablation is able to effectively reduce the branching factor of its search, and thus solve more problems compared to adaptive. The PG ablation performed significantly better than others on Distractors problems, where many initial objects were wholly irrelevant. However, it does not make use of the precise structure of relations that relate the stream’s outputs to its ancestor objects, and is thus unable to match the performance of our proposed approach in any of the problem types. This demonstrates the effectiveness of the recursive stream MLP’s at making use of the structure underlying stream instances.

Generalization. All of the problems we use for evaluation are from a held-out test set. In addition, we generate these problems from test distributions with more objects, and more goal conjuncts, so the problem instances are unseen at training time. In general, the increased performance shown in Table 1 demonstrates generalization to scenes with different numbers and placements of objects as well as different goals. The Distractors task is especially notable since this kind of problem is not part of any training set, and contained many more objects than any training problem. This demonstrates the ability of our architecture to generalize to problems of different size and composition.

The Distractors experiment also demonstrates a key advantage of our approach when compared to ADAPTIVE. Figure 5 shows the planning time of both methods as a

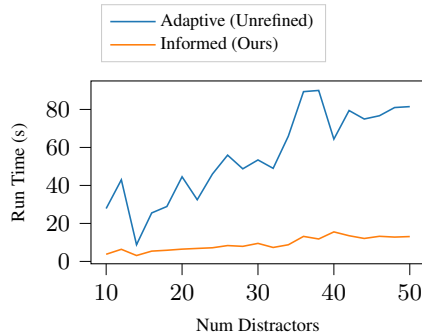


Figure 5: Average planning time as a function of the number of distractors.

function of the number of distractor objects. Even though the problems are no more geometrically or logically challenging, the simple inclusion of additional objects increases the planning time rapidly. In contrast, our method is able to maintain a comparatively constant planning time.

As shown in Table 2, ADAPTIVE is unable to solve any stacking problems with stacks of 5 or 6 blocks. INFORMED’s performance also deteriorates with stack height, however it is able to solve the majority of these problems despite the training set having only problems with up to 4 blocks. We found this improvement to be primarily due to a reduction in time spent solving the induced planning problems compared to adaptive. We include a comparison of the run time breakdowns in the supplementary materials (see Fig. 6a).

Real-robot experiment. In addition to the experiments described above, We deployed the solutions from our planner on a Franka-Emika Panda robot as shown in Fig. 1. For these experiments, we created a simulated version of the blocks world environment which was made to resemble the layout of our actual Franka’s workstation. The relevance model is trained on stacking tasks in this simulated environment, but we execute and evaluate the trajectories it finds directly on the robot arm in an open-loop fashion. The trajectories produced by the planner led to successful execution of the block-stacking task on the real robot.

Table 2: Percentage of Stacking problems solved across varying stack heights.

Stack Height	Adaptive (Unrefined)	Informed (Ours)
2	100.00	100.00
3	100.00	100.00
4	93.33	100.00
5	0.00	72.22
6	0.00	57.14

Limitations and Future Work. One limitation with the use of a relevance model in our approach is that it remains fixed throughout test-time planning sessions. It does not continually learn, nor adapt on-the-fly to feedback from the motion planner during sampling. For instance, if an object is erroneously given a low score and later found to obstruct some plan, it would be reasonable for its score to be reconsidered. This could allow the algorithm to recover more quickly from model errors, and solve more geometrically challenging problems. Additionally, for future work we plan to incorporate RGBD perception into the planner to allow the system to automatically recover/replan in the event of execution failures, rather than relying on open-loop execution.

Conclusion. In this paper, we proposed a method for learning to search in Task and Motion Planning (TAMP) based on past experience computing successful task and motion plans in similar environments. A key component of our method is a learned, problem-conditioned ranking model that outputs the relevance of task-level subgoals and logical facts, which offers better guidance in terms of task planning. We proposed the INFORMED algorithm which uses this model to order its expansion of streams with the goal of accelerating planning times for unseen problems. Our experiments demonstrate the effectiveness of this approach in the context of TAMP on a variety of problem types, where it leads to a significant speedup over existing methods, especially in problems with high branching factor, and including on a real robot manipulation setting.

References

- [1] C. R. Garrett, T. Lozano-Pérez, and L. P. Kaelbling. Pddlstream: Integrating symbolic planners and blackbox samplers via optimistic adaptive planning. In *Proceedings of the International Conference on Automated Planning and Scheduling*, volume 30, pages 440–448, 2020.
- [2] C. R. Garrett, R. Chitnis, R. Holladay, B. Kim, T. Silver, L. P. Kaelbling, and T. Lozano-Pérez. Integrated task and motion planning, 2020.
- [3] L. P. Kaelbling and T. Lozano-Pérez. Hierarchical task and motion planning in the now. In *2011 IEEE International Conference on Robotics and Automation*, pages 1470–1477, 2011. doi:10.1109/ICRA.2011.5980391.
- [4] M. Toussaint, K. Allen, K. Smith, and J. Tenenbaum. Differentiable physics and stable modes for tool-use and manipulation planning. In *Proceedings of Robotics: Science and Systems*, Pittsburgh, Pennsylvania, June 2018. doi:10.15607/RSS.2018.XIV.044.
- [5] M. Ghallab, A. Howe, C. Knoblock, D. McDermott, A. Ram, M. Veloso, D. Weld, and D. Wilkins. Pddl—the planning domain definition language, technical report. *Yale University, New Haven, CT*, 1998.
- [6] C. R. Garrett, R. Chitnis, R. Holladay, B. Kim, T. Silver, L. P. Kaelbling, and T. Lozano-Pérez. Integrated task and motion planning. *Annual Review of Control, Robotics, and Autonomous Systems*, 4(1):265–293, 2021. doi:10.1146/annurev-control-091420-084139. URL <https://doi.org/10.1146/annurev-control-091420-084139>.
- [7] S. Cambon, R. Alami, and F. Gravot. A hybrid approach to intricate motion, manipulation and task planning. *The International Journal of Robotics Research*, 28(1):104–126, 2009.
- [8] E. Plaku and G. D. Hager. Sampling-based motion and symbolic action planning with geometric and differential constraints. In *2010 IEEE International Conference on Robotics and Automation*, pages 5002–5008. IEEE, 2010.
- [9] S. Kambhampati, M. Cutkosky, M. Tenenbaum, and S. H. Lee. Combining specialized reasoners and general purpose planners: A case study. In *AAAI*, 1991.
- [10] M. Toussaint. Logic-geometric programming: An optimization-based approach to combined task and motion planning. In Q. Yang and M. J. Wooldridge, editors, *Proceedings of the Twenty-Fourth International Joint Conference on Artificial Intelligence, IJCAI 2015, Buenos Aires, Argentina, July 25-31, 2015*, pages 1930–1936. AAAI Press, 2015. URL <http://ijcai.org/Abstract/15/274>.
- [11] T. Migimatsu and J. Bohg. Object-centric task and motion planning in dynamic environments. *IEEE Robotics and Automation Letters*, 5(2):844–851, 2020.
- [12] N. T. Dantam, Z. K. Kingston, S. Chaudhuri, and L. E. Kavraki. An incremental constraint-based framework for task and motion planning. *The International Journal of Robotics Research*, 37(10):1134–1151, 2018.
- [13] K. Hauser and J.-C. Latombe. Integrating task and prm motion planning: Dealing with many infeasible motion planning queries. In *ICAPS09 Workshop on Bridging the Gap between Task and Motion Planning*. Citeseer, 2009.
- [14] Z. Wang, C. R. Garrett, L. P. Kaelbling, and T. Lozano-Pérez. Learning compositional models of robot skills for task and motion planning. *CoRR*, abs/2006.06444, 2020. URL <https://arxiv.org/abs/2006.06444>.
- [15] T. Silver, R. Chitnis, J. Tenenbaum, L. P. Kaelbling, and T. Lozano-Pérez. Learning symbolic operators for task and motion planning. *arXiv preprint arXiv:2103.00589*, 2021.
- [16] J. Loula, K. Allen, T. Silver, and J. Tenenbaum. Learning constraint-based planning models from demonstrations. In *2020 IEEE/RSJ International Conference on Intelligent Robots and Systems (IROS)*, pages 5410–5416. IEEE, 2020.

- [17] K. Kase, C. Paxton, H. Mazhar, T. Ogata, and D. Fox. Transferable task execution from pixels through deep planning domain learning. *IEEE International Conference on Robotics and Automation (ICRA)*, pages 10459–10465, 2020.
- [18] Y. Zhu, J. Tremblay, S. Birchfield, and Y. Zhu. Hierarchical planning for long-horizon manipulation with geometric and symbolic scene graphs. *ArXiv*, abs/2012.07277, 2020.
- [19] D. Driess, J.-S. Ha, and M. Toussaint. Deep visual reasoning: Learning to predict action sequences for task and motion planning from an initial scene image, 2020.
- [20] D. Driess, O. Oguz, J.-S. Ha, and M. Toussaint. Deep visual heuristics: Learning feasibility of mixed-integer programs for manipulation planning. In *2020 IEEE International Conference on Robotics and Automation (ICRA)*, pages 9563–9569. IEEE, 2020.
- [21] B. Kim and L. Shimanuki. Learning value functions with relational state representations for guiding task-and-motion planning. In L. P. Kaelbling, D. Kragic, and K. Sugiura, editors, *Proceedings of the Conference on Robot Learning*, volume 100 of *Proceedings of Machine Learning Research*, pages 955–968. PMLR, 30 Oct–01 Nov 2020. URL <https://proceedings.mlr.press/v100/kim20a.html>.
- [22] T. Silver, R. Chitnis, A. Curtis, J. B. Tenenbaum, T. Lozano-Perez, and L. P. Kaelbling. Planning with learned object importance in large problem instances using graph neural networks. In *Proceedings of the AAAI conference on artificial intelligence*, volume 35, pages 11962–11971, 2021.
- [23] D. Gnad, A. Torralba, M. Domínguez, C. Areces, and F. Bustos. Learning how to ground a plan–partial grounding in classical planning. In *Proceedings of the AAAI Conference on Artificial Intelligence*, volume 33, pages 7602–7609, 2019.
- [24] P. W. Battaglia, J. B. Hamrick, V. Bapst, A. Sanchez-Gonzalez, V. Zambaldi, M. Malinowski, A. Tacchetti, D. Raposo, A. Santoro, R. Faulkner, C. Gulcehre, F. Song, A. Ballard, J. Gilmer, G. Dahl, A. Vaswani, K. Allen, C. Nash, V. Langston, C. Dyer, N. Heess, D. Wierstra, P. Kohli, M. Botvinick, O. Vinyals, Y. Li, and R. Pascanu. Relational inductive biases, deep learning, and graph networks, 2018.
- [25] F. Lagriffoul, N. T. Dantam, C. Garrett, A. Akbari, S. Srivastava, and L. E. Kavraki. Platform-independent benchmarks for task and motion planning. *IEEE Robotics and Automation Letters*, 3(4):3765–3772, 2018. doi:10.1109/LRA.2018.2856701.

A Supplementary Materials

A.1 INFORMED Pseudocode

Algorithm 1 INFORMED($\mathcal{A}, \mathcal{S}, \mathcal{I}, \mathcal{G}, \mathcal{M}_\theta, \text{PROCESS-STREAMS}$):

```

1  $I_{ground} = \mathcal{I}.copy(), I^* = \{\}, Q = []$ 
2 for  $s(\bar{x}) \in \text{INSTANTIATE}(\mathcal{S}, \mathcal{I})$  do
3    $r = s(\bar{x}).result$ 
4    $score = \mathcal{M}_\theta(r, I_{ground} \cup I^*, \mathcal{G})$ 
5    $Q.push(\langle score, r \rangle)$ 
6 while True do
7   if  $Q.len() > 0$  then
8      $\langle score, r \rangle = Q.pop()$ 
9     if  $r.optimistic()$  then
10       $I^*.add(r.certified)$ 
11     for  $s(\bar{x}) \in \text{EXPAND}(r, I_{ground} \cup I^*, \mathcal{S})$  do
12        $r = s(\bar{x}).result$ 
13        $score = \mathcal{M}_\theta(r, I_{ground} \cup I^*, \mathcal{G})$ 
14        $Q.push(\langle score, r \rangle)$ 
15      $\pi^* = \text{None}$ 
16     if  $\text{SHOULD-PLAN}()$  then
17        $\pi^*, \psi = \text{OPTIMISTIC-SOLVE}(\mathcal{A}, I_{ground} \cup I^*, \mathcal{G})$ 
18      $t = \text{SHOULD-SAMPLE}()$ 
19     if  $t \leq 0$  and  $Q.len() = 0$  then
20       return  $\text{None}$ 
21     if  $t > 0$  then
22        $\pi, new, processed =$ 
23          $\text{PROCESS-STREAMS}(I_{ground} \cup I^*, \psi, \pi^*, t)$ 
24       if  $\pi \neq \text{None}$  then
25         return  $\pi$ 
26       for  $r \in new$  do
27          $I_{ground}.add(new.certified)$ 
28          $score = \mathcal{M}_\theta(r, I_{ground} \cup I^*, \mathcal{G})$ 
29          $Q.push(\langle score, r \rangle)$ 
30       for  $r \in processed$  do
31          $I^*.remove(r.certified)$ 

```

Algorithm 2 INSTANTIATE(\mathcal{S}, \mathcal{I}):

```

1  $\{s(\bar{x}) \mid \forall s \in \mathcal{S}, \forall p \in s.domain, |\bar{x}| = |s.input|, p(\bar{x}) \in \mathcal{I}\}$ 

```

Algorithm 3 EXPAND($r, \mathcal{S}, \mathcal{I}$):

```

1  $\{s_j(\bar{x}) \mid \forall s_j(\bar{x}) \in \text{INSTANTIATE}(\mathcal{S}, r.certified \cup \mathcal{I}), r.output \subset \bar{x}\}$ 

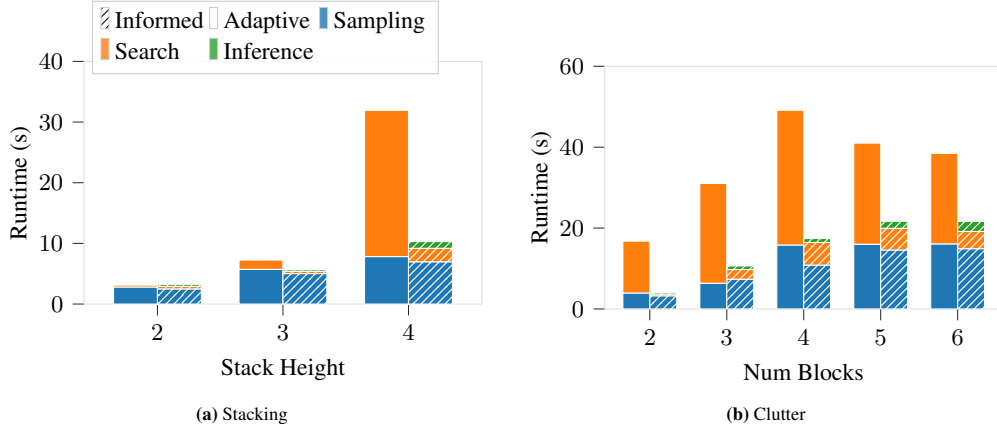
```

A.2 Additional Experiments

A.2.1 Comparison of Planning Time Breakdown

We compared the breakdown of run time between Informed and Adaptive in order to shed light on the differences in how the allotted time is spent. In figure 6 we report these average breakdowns for stacking and clutter problems. We observed that the time spent solving induced planning problems is drastically decreased by the use of the learned model. In particular, search time for Adaptive increases quite sharply as a function of the stack height in stacking problems, and the model is able to effectively address this issue. We also observed that the time spent performing model inference remains relatively low, though this also increases as a function of the number of objects.

Figure 6: A breakdown of the run times of ADAPTIVE and INFORMED into the constituent phases. We average the time in each phase over all problems which both algorithms solve successfully.



A.2.2 Effect of Additional Training Data

The models that we evaluate above are trained using a subset of 100 training problems which could be solved within an extended planning timeout. We wanted to explore to what extent more training data would lead to increased performance. To that end, we collected labels for over 400 training problems in the Clutter domain, and used these to train a new model. We found that the increased training data did not have a particularly significant effect on planing performance. We hypothesize that the additional examples were very similar to those in the original dataset, and so there was not enough variability to make a big difference.

A.2.3 Multi-task Model

Figure 7: Effect of additional training data on planning performance in Clutter tasks.

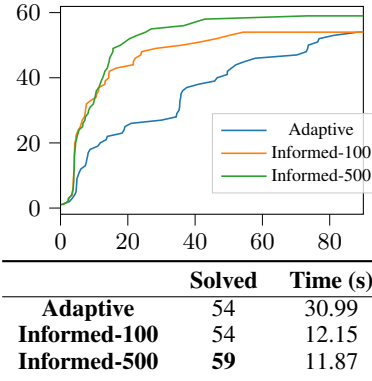


Table 3: Planning performance on held-out test problems for single-task vs multi-task models in Blocks World.

Domain	Single-Task		Multi-Task	
	Solved	Time (s)	Solved	Time (s)
Clutter	54	12.15	56	14.23
Non Monotonic	58	33.88	65	35.69
Sorting	77	21.07	68	16.71
Stacking	54	7.94	45	13.17
Distractors	100	9.65	99	17.90

Since all the blocks world tasks share a single domain definition (i.e. predicates, actions and streams), we additionally experimented with training a single model which is on problem instances from all the domains. We then evaluate this model on held-out instances from each problem type. We compare the performance of this model to that of the domain-specific models we evaluated in section 5. We find that the performance of the combined model is usually on-par with the task-specific models, except in Sorting and Stacking, where the domain-specific model significantly outperforms.

A.3 Problem Distribution Details

Table 4: To supplement the descriptions of environments given in section 5, we provide details of object numbers and placement distributions for the train/test sets.

	Number of Objects Train / Test	Placement Distribution
Clutter	Blocks: 2-4 / 2-6 Blockers: 4-8 / 4-12	Poisson Disc
Non Monotonic	Blocks: 1-3 / 2-6 Blockers: 1-3 / 2-6	Uniform Adjacent
Sorting	Blocks: 2-7 / 2-10 Blockers: 2-7 / 2-10	Poisson Disc
Stacking	Blocks: 2-4 / 2-7 Blockers: 0 / 0	Uniform
Distractors	Blocks: - / 2-3 Blockers: - / 10-50	Uniform(red, blue) Uniform(green, purple)
Kitchen	Cabbage: 1-4 / 1-3 Radish: 0-3 / 0-3 Glass: 0-2 / 0-2	Uniform