

On the Strong Metric Dimension of directed co-graphs

Yannick Schmitz and Egon Wanke

Heinrich-Heine-Universität Düsseldorf, Germany
 yannick.schmitz@hhu.de, egon.wanke@hhu.de

Abstract

Let G be a strongly connected directed graph and $u, v, w \in V(G)$ be three vertices. Then w *strongly resolves* u to v if there is a shortest u - w -path containing v or a shortest w - v -path containing u . A set $R \subseteq V(G)$ of vertices is a *strong resolving set* for a directed graph G if for every pair of vertices $u, v \in V(G)$ there is at least one vertex in R that strongly resolves u to v and at least one vertex in R that strongly resolves v to u . The distances of the vertices of G to and from the vertices of a strong resolving set R uniquely define the connectivity structure of the graph. The *Strong Metric Dimension* of a directed graph G is the size of a smallest strong resolving set for G . The decision problem STRONG METRIC DIMENSION is the question whether G has a strong resolving set of size at most r , for a given directed graph G and a given number r . In this paper we study undirected and directed co-graphs and introduce linear time algorithms for STRONG METRIC DIMENSION. These algorithms can also compute strong resolving sets for co-graphs in linear time.

1 Introduction

The strong metric dimension is a modified version of the metric dimension. Both terms were first defined and analysed for undirected graphs. In order to embed the results worked out in this paper in the literature, we first need the precise definitions of the metric dimension for undirected and directed graphs in the normal and strong version.

A vertex w of an undirected graph G *resolves* two vertices u and v if the distance between w and u is different from the distance between w and v , that is, if $d(w, u) \neq d(w, v)$. A set of vertices $R \subseteq V(G)$ is called a *resolving set* for G if every pair of vertices of G is resolved by at least one vertex of R . The *metric dimension* of G , denoted by $\text{md}(G)$, is the size of a smallest resolving set, which is also called a *metric basis* for G .

The *strong metric dimension* differs from the usual metric dimension only in the concept of resolving two vertices. A vertex w *strongly resolves* u and v if there is either an undirected shortest path between w and u in G containing v or an undirected shortest path between w and v in G containing u . A set of vertices $R \subseteq V(G)$ is called a *strong resolving set* for G if every pair of vertices of G is strongly resolved by at least one vertex of R . The *strong metric dimension* of G , denoted by $\text{smd}(G)$, is the size of a smallest strong resolving set, which is also called a *strong metric basis* for G .

Both models can be extended to directed graphs. This leads to the definition of the directed metric dimension and the strong directed metric dimension. In the directed metric dimension, the vertices u and v are resolved by vertex w if the length of a shortest path from w to u and the length of a shortest path from w to v are different or the length of a shortest path from u to w and the length of a shortest path from v to w are different.

For the definition of the strong metric dimension for directed graphs, there are more case distinctions. Let us denote a directed shortest path from a vertex x to a vertex z that contains a vertex y as a shortest $x \rightarrow y \rightarrow z$ -path. Two vertices u and v are strongly resolved from u to v by a vertex w if there is a shortest $w \rightarrow u \rightarrow v$ -path or a shortest $u \rightarrow v \rightarrow w$ -path. They are strongly resolved if they are strongly resolved from u to v and strongly resolved from v to u .

Due to the similarity of both definitions for the directed and undirected version, the decision problem STRONG METRIC DIMENSION can be defined as follows for both cases:

STRONG METRIC DIMENSION	
<i>Instance:</i>	A (directed or undirected) graph G and a number r
<i>Question:</i>	Is there a strong resolving set $R \subseteq V(G)$ for G of size at most r ?

The metric dimension of undirected graphs has been introduced in the 1970s independently by Slater [Sla75] and by Harary and Melter [HM76]. The metric dimension finds applications in various areas, including network discovery and verification [BEE⁺05], geographical routing protocols [LA06], combinatorial optimization [ST04], sensor networks [HW12], robot navigation [KRR96] and chemistry [CEJO00, Hay77]. The strong metric dimension was introduced by Sebö and Tannier [ST04] who also showed, that a strong metric basis uniquely defines a graph. As both the metric and the strong metric dimension are NP-complete for general graphs [KRR94, OP07], special classes of graphs for which those problems can be solved efficiently are of interest. The directed versions of both problems are NP-complete too, as they are equivalent to their undirected version if each undirected edge is replaced by two directed edges.

There are several algorithms for computing a minimum resolving set in polynomial time for such classes, for example trees [CEJO00, KRR96], wheels [HMP⁺05], grid graphs [MT84], k -regular bipartite graphs [BBS⁺11], amalgamation of cycles [IBSS10], cactus block graphs [HEW16], graphs with size-constrained biconnected components [VHW19] and outerplanar graphs [DPSL12]. The approximability of the metric dimension has been studied for bounded degree, dense and general graphs in [HSV12]. Upper and lower bounds on the metric dimension are considered in [CGH08, CPZ00] for further classes of graphs.

The strong metric dimension is mainly studied on different products of graphs [YKR11, KYR13, KRY14, RYKO14, KYR15, KYR16, KRY16], but there are also efficient algorithms for other classes of graphs, for example trees [ST04], distance hereditary graphs [MO11] and split graphs [MOY17]. However, the strong metric dimension has not been extensively studied for directed graphs. It was only defined by Sebö and Tannier in [ST04] in order to uniquely define the edges in a graph using the directed shortest path lengths to the vertices of a strong resolving set of vertices.

In this paper we present an algorithm that computes the strong metric dimension for undirected and directed co-graphs in linear time. This is one of the first approaches for the computation of the strong metric dimension of special directed graph classes. In Section 2 we first describe a linear time algorithm for the computation of the strong metric dimension for undirected co-graphs. This also illustrates the algorithmic idea for the linear-time algorithm presented in Section 3 for the computation of the strong metric dimension for directed co-graphs.

1.1 Preliminaries

All graphs in this paper are finite, simple and if not stated otherwise, connected or strongly connected, respectively. For a (directed) graph $G = (V, E)$ with vertex set V and edge set E , we write $V(G)$ for vertex set V and $E(G)$ for edge set E to reduce the number of variable names when using several graphs.

For a (strongly) connected graph G and two vertices $u, v \in V(G)$ the distance $d_G(u, v)$ between u and v in G is the length (number of edges) of a shortest path between u and v in G . If it is clear from the context which graph is meant, we also write $d(u, v)$ instead of $d_G(u, v)$.

1.1.1 Undirected Graphs

The *diameter* $d(G)$ of G is the maximum distance between two vertices u and v of G .

Graph G' is a *subgraph* of G , denoted by $G' \subseteq G$, if $V(G') \subseteq V(G)$ and $E(G') \subseteq \{\{u, v\} \mid u, v \in V(G'), \{u, v\} \in E(G)\}$. Subgraph G' is an *induced subgraph* of G , if $E(G') = \{\{u, v\} \mid u, v \in V(G'), \{u, v\} \in E(G)\}$. We denote the subgraph of G induced by the vertices of $V(G')$ by $G[V(G')]$ or $G[G']$. For a vertex $u \in V(G)$ or a vertex set $U \subseteq V(G)$, let $G \setminus u = G[V(G) \setminus \{u\}]$ and $G \setminus U = G[V(G) \setminus U]$ be the subgraph of G induced by $V(G) \setminus \{u\}$ and $V(G) \setminus U$, respectively.

For a vertex $u \in V(G)$, the *open neighbourhood* of u is defined by $N_G(u) = \{v \mid v \in V(G), \{v, u\} \in E(G)\}$ and the *closed neighbourhood* of u is defined by $N_G[u] = N_G(u) \cup \{u\}$. If it is clear from the context which graph is meant, we also write $N(u)$ and $N[u]$ instead of $N_G(u)$ and $N_G[u]$.

Two vertices $u, v \in V(G)$ are called *twins* if $N(u) = N(v)$. Two twins u and v are called *true twins* if they are adjacent, that is, if $N[u] = N[v]$, otherwise they are called *false twins*.

The complement graph \bar{G} of G is defined by $V(\bar{G}) = V(G)$ and $E(\bar{G}) = \{\{u, v\} \mid u, v \in V(G), u \neq v, \{u, v\} \notin E(G)\}$.

The size of a minimum vertex cover, maximum independent set and maximum clique of an undirected graph G is denoted by $\tau(G)$, $\alpha(G)$ and $\omega(G)$, respectively.

1.1.2 Directed Graphs

The *diameter* of G , denoted by $d(G)$, is the maximal distance from a vertex u to a vertex v in G .

Graph G' is a *subgraph* of G , denoted by $G' \subseteq G$, if $V(G') \subseteq V(G)$ and $E(G') \subseteq \{(u, v) \mid u, v \in V(G'), (u, v) \in E(G)\}$. Subgraph G' is an *induced subgraph* of G , if $E(G') = \{(u, v) \mid u, v \in V(G'), (u, v) \in E(G)\}$.

For a vertex $u \in V(G)$, we denote by $N^-(u) = \{v \mid v \in V(G), (v, u) \in E(G)\}$ the set of *in-neighbours* of u and by $N^+(u) = \{v \mid v \in V(G), (u, v) \in E(G)\}$ the set of *out-neighbours* of u .

For a vertex $u \in V(G)$ or a vertex set $U \subseteq V(G)$, let $G \setminus u = G[V(G) \setminus \{u\}]$ and $G \setminus U = G[V(G) \setminus U]$ be the subgraph of G induced by $V(G) \setminus \{u\}$ and $V(G) \setminus U$, respectively.

2 The strong metric dimension of undirected co-graphs

In this section, we provide a linear time algorithm to compute the strong metric dimension of undirected co-graphs. May and Oellerman presented in [MO11] an algorithm that computes the strong metric dimension for distance hereditary graphs in polynomial time. Since co-graphs are distance hereditary, their algorithm computes the strong metric dimension also for co-graphs in polynomial time. However, the complicated data structures used by the algorithm of May and Oellerman are not necessary to compute the strong metric dimension for co-graphs, as our simple algorithm shows. We introduce a different approach by analysing the co-tree, which we will later use to compute the strong metric dimension of directed co-graphs.

Definition 1 (Undirected Co-Graphs). [CLB81]

- An undirected graph G that consists of a single vertex v is an undirected co-graph. The co-tree T of G consists of a single node u associated with vertex v of G . Node u is the root of T .
- If G_1 and G_2 are two undirected co-graphs, then the union of G_1 and G_2 , denoted by $G_1 \cup G_2$, is an undirected co-graph G with vertex set $V(G_1) \cup V(G_2)$ and edge set $E(G_1) \cup E(G_2)$. Let T_1 and T_2 be the co-trees of G_1 and G_2 with root u_1 and u_2 , respectively. The co-tree T of G is the disjoint union of T_1 and T_2 with an additional node u and two additional edges $\{u, u_1\}$ and $\{u, u_2\}$. Node u is the root of T labelled by \cup . Node u_1 and u_2 are successor nodes of u .
- If G_1 and G_2 are two undirected co-graphs, then the join of G_1 and G_2 , denoted by $G_1 \times G_2$, is an undirected co-graph with vertex set $V(G_1) \cup V(G_2)$ and edge set $E(G_1) \cup E(G_2) \cup \{\{u, v\} \mid u \in V(G_1), v \in V(G_2)\}$. Let T_1 and T_2 be the co-trees of G_1 and G_2 with root u_1 and u_2 , respectively. The co-tree T of G is the disjoint union of T_1 and T_2 with an additional node u and two additional edges $\{u, u_1\}$ and $\{u, u_2\}$. Node u is the root of T labelled by \times . Node u_1 and u_2 are successor nodes of u .

Undirected co-graphs are precisely those graphs that do not contain an induced P_4 , i.e. a path with four vertices, thus their diameter is at most 2.

Definition 2. [OP07] Let G be an undirected graph.

1. A vertex $u \in V(G)$ is maximally distant to a vertex $v \in V(G)$ in G if $\forall u' \in N(u) : d_G(u', v) \leq d_G(u, v)$.
2. Two vertices $u, v \in V(G)$ are mutually maximally distant if u is maximally distant to v and v is maximally distant to u .
3. The strong resolving graph of G , denoted by G_{SR} , is an undirected graph with the same vertex set as G and an edge between two vertices $u, v \in V(G)$ if and only if u and v are mutually maximally distant.

Theorem 1. [OP07] Let G be an undirected graph, then $\text{smd}(G) = \tau(G_{\text{SR}})$, where $\tau(G_{\text{SR}})$ is the size of a minimum vertex cover of G_{SR} .

Instead of looking for a minimum vertex cover of G_{SR} , we can also look for a maximum independent set of G_{SR} or equivalently, for a maximum clique of $\overline{G_{\text{SR}}}$. That is, we can calculate the strong metric dimension of G by

$$\tau(G_{\text{SR}}) = n - \alpha(G_{\text{SR}}) = n - \omega(\overline{G_{\text{SR}}}),$$

where n is the number of vertices, $\alpha(G_{\text{SR}})$ is the size of a maximum independent set of G_{SR} and $\omega(\overline{G_{\text{SR}}})$ is the size of a maximum clique of $\overline{G_{\text{SR}}}$.

Lemma 1. Let G be an undirected graph.

1. If two vertices $u, v \in V(G)$ of G are true (false) twins in G , then u and v are false (true) twins in \overline{G} .
2. If two vertices $u, v \in V(G)$ of G are twins in G , then u and v are true twins in G_{SR} .
3. If $\{u, v\}$ is an edge of G , then $\{u, v\}$ is an edge in G_{SR} if and only if u and v are true twins in G .

Proof.

1. Obviously.
2. Let $w \in V(G) \setminus \{u, v\}$. If u and v are twins, then vertex w and vertex u are mutually maximally distant if and only if vertex w and vertex v are mutually maximally distant. That is, u and v are twins in G_{SR} . Since twins are mutually maximally distant from each other, they are true twins in G_{SR} .
3. Let $\{u, v\} \in E(G)$ be an edge of G .
 \Rightarrow : From the definition of "mutually maximally distant" it follows that for every vertex $u' \in N(u)$, $d_G(u', v) \leq d_G(u, v)$ and for every vertex $v' \in N(v)$, $d_G(u, v') \leq d_G(u, v)$. Since $d_G(u, v) = 1$, every neighbour of u is either v or a neighbour of v and every neighbour of v is either u or a neighbour of u . Therefore, u and v are true twins in G .

\Leftarrow : If u and v are true twins in G , every neighbour of u is either v or a neighbour of v and every neighbour of v is either u or a neighbour of u . Therefore, for every vertex $u' \in N(u)$ $d_G(u', v) \leq d_G(u, v)$ and for every vertex $v' \in N(v)$ $d_G(v', u) \leq d_G(v, u)$ and thus u and v are mutually maximally distant in G .

□

Lemma 2. If G is an undirected graph of diameter at most 2, then

$$E(G_{\text{SR}}) = E(\overline{G}) \cup \{\{u, v\} \mid u, v \text{ are true twins in } G\}.$$

Proof. Since $d(G) \leq 2$, for every distinct pair of vertices $u, v \in V(G)$ either $d_G(u, v) = 1$ or $d_G(u, v) = 2$. If two vertices $u, v \in V(G)$ are mutually maximally distant in G , that is if $\{u, v\} \in E(G_{\text{SR}})$, then either

1. $d_G(u, v) = 2$ and $\{u, v\} \in E(\overline{G})$ or
2. $d_G(u, v) = 1$ and $\{u, v\} \notin E(\overline{G})$ and by Lemma 1.3, u and v are true twins.

If $\{u, v\} \in E(\overline{G})$ then $\{u, v\} \notin E(G)$ and $d_G(u, v) = 2$ and u, v are mutually maximally distant in G and thus $\{u, v\} \in E(G_{\text{SR}})$. \square

Since the complement \overline{G} of a co-graph G is a co-graph by the definition of co-graphs and since true twins of G are false twins in \overline{G} by Lemma 1.1 and since the insertion of edges between false twins with non-empty neighbourhood does not increase the distances between two vertices in a graph, it follows that G_{SR} is a co-graph if G is a co-graph.

Corollary 1. *If G is an undirected co-graph, then G_{SR} is an undirected co-graph.*

Lemma 3. *Let G be an undirected graph and $u, v \in V(G)$ be two true twins of G , then $\text{smd}(G) = \text{smd}(G \setminus v) + 1$.*

Proof. Let u and v be two twins of G and let $G' = G \setminus v$. By Lemma 1.2 u and v are true twins in G_{SR} . Two vertices $w_1, w_2 \in V(G) \setminus \{u, v\}$ are mutually maximally distant in G if and only if they are mutually maximally distant in G' . Since u and v are true twins, for every vertex $w \in V(G) \setminus \{u, v\}$, the vertices u and w are mutually maximally distant in G if and only if they are mutually maximally distant in G' . Note that this does not hold if u and v are false twins. This reasoning shows that $G'_{\text{SR}} = G_{\text{SR}} \setminus v$.

Every vertex cover U' of G'_{SR} can be converted into a vertex cover U of G_{SR} by adding vertex v to U' , that is $\text{smd}(G') + 1 \geq \text{smd}(G)$. Every vertex cover U of G_{SR} contains vertex u or vertex v or both vertices, because u and v are adjacent in G_{SR} . If U does not contain vertex v , then replace vertex u in U by vertex v . The resulting set U is again a vertex cover of G_{SR} and $U \setminus \{v\}$ is a vertex cover for G'_{SR} , which implies $\text{smd}(G) - 1 \geq \text{smd}(G')$. \square

Removing a twin in an undirected graph G does not destroy the twin property of the remaining pairs of vertices. If $u_1, u_2 \in V(G)$ are twins in G and $v_1, v_2 \in V(G)$ are also twins in G , then u_1, u_2 remain twins in $G \setminus v_1$ and $G \setminus v_2$. This property is the prerequisite for the following theorem.

Theorem 2. *Let G be an undirected co-graph with n vertices. Let G' be the graph obtained by successively removing true twins from G , then*

$$\text{smd}(G) = n - \omega(G'),$$

where $\omega(G')$ is the size of a maximum clique in G' .

Proof. Let $n = |V(G)|$ and $n' = |V(G')|$ then

$$\begin{aligned} \text{smd}(G) &= \text{smd}(G') + n - n' && \text{by repeatedly applying Lemma 3} \\ &= \tau(G'_{\text{SR}}) + n - n' && \text{by Theorem 1} \\ &= \tau(\overline{G'}) + n - n' && \text{by Lemma 2, because } G' \text{ has no true twins} \\ &= n' - \alpha(\overline{G'}) + n - n' && \text{because } \tau(\overline{G'}) = n' - \alpha(\overline{G'}) \\ &= n - \alpha(\overline{G'}) \\ &= n - \omega(G') && \text{because } \alpha(\overline{G'}) = \omega(G'), \end{aligned}$$

where $\tau(G)$ and $\alpha(G)$ is the size of a minimum vertex cover and maximum independent set of a graph G , respectively. \square

The strong metric dimension of an undirected co-graphs G can be computed in linear time by computing the size of a maximum clique in an undirected co-graph G , in which all twins were removed beforehand. The computation of the size of a largest clique in G can be carried out in linear time with a bottom-up processing of the co-tree T of G . A leaf gets the value 1, an inner node u labelled by \cup gets the maximum of the values of the two successor nodes of u and an inner node u labelled by \times gets the sum of the values of the two successor nodes of u . The value of the root of T is the size of a maximum clique in G .

The removal of true twins from an undirected co-graph can be carried out together with the bottom-up processing for the calculation of the size of a maximum clique. A simplest way to do this, is to use the so-called *canonical co-tree* in which successive union and successive join compositions are combined to one union and one join composition, respectively. Then each path in T from the root to a leaf is an alternating sequence of union and join compositions. The canonical co-tree T is not necessarily a binary tree but can also be computed in linear time [HP05].

It is easy to see, that two vertices in an undirected co-graph G are true twins if and only if the two corresponding leaves in the canonical co-tree are successor nodes of the same join node. In order to compute the size of a maximum clique in G without true twins, it is sufficient to count all successor nodes of a join node together as one unit only once. This is taken into account in the following Algorithm 1 using a variable t , which is set to a maximum of 1.

Theorem 3. *The strong metric dimension of undirected co-graphs can be computed in linear time.*

Algorithm 1 Strong Metric Dimension of Undirected Co-graphs

```

1: function SMD(co-graph  $G$ )
2:    $T \leftarrow$  canonical co-tree of  $G$ 
3:    $n \leftarrow |V(G)|$ 
4:   return  $n - \text{MAX\_TWINLESS\_CLIQUE}(T)$ 
5: end

6: function MAX_TWINLESS_CLIQUE(canonical co-tree  $T$ )
7:    $w \leftarrow$  root of  $T$ 
8:   if  $w$  is labelled by  $\cup$  then
9:      $m \leftarrow 0$ 
10:    for all subtrees  $T'$  at root  $w$  do
11:       $k = \text{MAX\_TWINLESS\_CLIQUE}(T')$ 
12:      if  $k > m$  then
13:         $m \leftarrow k$ 
14:    return  $m$ 
15:   else if  $w$  is labelled by  $\times$  then
16:      $s \leftarrow 0$ 
17:      $t \leftarrow 0$ 
18:     for all subtrees  $T'$  at root  $w$  do
19:       if root of  $T'$  is a leaf then
20:          $t \leftarrow 1$ 
21:       else
22:          $s \leftarrow s + \text{MAX\_TWINLESS\_CLIQUE}(T')$ 
23:     return  $s + t$ 
24:   else
25:     return 1
26: end

```

The above idea for the efficient computation of the strong metric dimension can of course also be used for all other graph classes that have a diameter of at most two, are closed with respect to the removal of twins and for which a maximum clique can be efficiently found. These would

be, for example, perfect graphs with a diameter of at most two or graphs of bounded clique-width and a diameter of at most two. Here is an example of such a conclusion.

Corollary 2. *The strong metric dimension of perfect graphs of diameter at most 2 can be computed in polynomial time.*

Proof. Analogously to Theorem 2, the strong metric dimension of perfect graphs of diameter at most 2 can be computed by successively removing true twins from the graph by using Lemma 3 and calculating the size of a maximum clique in the remaining graph. Since removing true twins does not create holes or anti holes, the remaining graph is still perfect and of diameter at most 2. Therefore, Lemma 2 still holds where a maximum clique of a perfect graph can be computed in polynomial time. \square

3 The strong metric dimension of strongly connected directed co-graphs

In this section we show how to determine the strong metric dimension of strongly connected directed co-graphs in linear time. Directed co-graphs are recursively defined as follows, see also [BDGR97]:

Definition 3 (Directed Co-graphs).

- A directed graph G that consists of a single vertex v is a directed co-graph. The co-tree T of G consists of a single node u associated with vertex v of G . Node u is the root of T .
- If G_1 and G_2 are two directed co-graphs, then the union of G_1 and G_2 , denoted by $G_1 \cup G_2$, is a directed co-graph G with vertex set $V(G_1) \cup V(G_2)$ and edge set $E(G_1) \cup E(G_2)$. Let T_1 and T_2 be the co-trees of G_1 and G_2 with root u_1 and u_2 , respectively. The co-tree T of G is the disjoint union of T_1 and T_2 with an additional node u and two additional edges $\{u, u_1\}$ and $\{u, u_2\}$. Node u is the root of T labelled by \cup . Node u_1 is the left successor node of u and node u_2 is the right successor node of u .
- If G_1 and G_2 are two directed co-graphs, then the join of G_1 and G_2 , denoted by $G_1 \times G_2$, is a directed co-graph with vertex set $V(G_1) \cup V(G_2)$ and edge set $E(G_1) \cup E(G_2) \cup \{(u, v), (v, u) \mid u \in V(G_1), v \in V(G_2)\}$. Let T_1 and T_2 be the co-trees of G_1 and G_2 with root u_1 and u_2 , respectively. The co-tree T of G is the disjoint union of T_1 and T_2 with an additional node u and two additional edges $\{u, u_1\}$ and $\{u, u_2\}$. Node u is the root of T labelled by \times . Node u_1 is the left successor node of u and node u_2 is the right successor node of u .
- If G_1 and G_2 are two directed co-graphs, then the directed join of G_1 and G_2 , denoted by $G_1 \gg G_2$, is a directed co-graph with vertex set $V(G_1) \cup V(G_2)$ and edge set $E(G_1) \cup E(G_2) \cup \{(u, v) \mid u \in V(G_1), v \in V(G_2)\}$. Let T_1 and T_2 be the co-trees of G_1 and G_2 with root u_1 and u_2 , respectively. The co-tree T of G is the disjoint union of T_1 and T_2 with an additional node u and two additional edges $\{u, u_1\}$ and $\{u, u_2\}$. Node u is the root of T labelled by \gg . Node u_1 is the left successor node of u and node u_2 is the right successor node of u .

Definition 4. [OP07] Let G be a strongly connected directed graph and $u, v \in V(G)$.

- Vertex u is maximally distant to vertex v , denoted by $u \text{ MDT } v$, if $\forall u' \in N^-(u) : d(u', v) \leq d(u, v)$.
- Vertex v is maximally distant from vertex u , denoted by $v \text{ MDF } u$, if $\forall v' \in N^+(v) : d(u, v') \leq d(u, v)$.
- Vertex u is mutually maximally distant to vertex v , denoted by $u \text{ MMDT } v$, if $u \text{ MDT } v$ and $v \text{ MDF } u$.

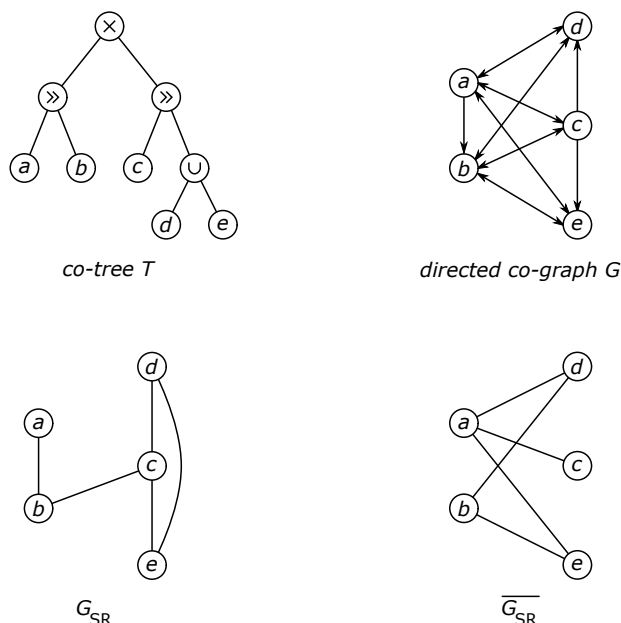


Figure 1: An example of a co-tree T (top left) of a directed co-graph G (top right), G_{SR} (bottom left) and $\overline{G_{\text{SR}}}$ (bottom right). In this graph, the vertex a is not maximally distant to vertex c , because d and e are in-neighbours of a , but not in-neighbours of c , thus $e \in N^-(a)$ and $d(e, c) > d(a, c)$. However, the vertex c is maximally distant from vertex a , because every out-neighbour of c is an out-neighbour of a as well. In this example, we also have c MMDT b , but not b MMDT c . In this example, $\omega(\overline{G_{\text{SR}}}) = 2 = \alpha(G_{\text{SR}})$ and $|V_G| - \alpha(G_{\text{SR}}) = \tau(G_{\text{SR}}) = 3 = \text{smd}(G)$.

- The strong resolving graph of G , denoted by G_{SR} , is an undirected graph with the same vertex set as G and an edge between two vertices $u, v \in V(G)$ if and only if u is mutually maximally distant to vertex v or v is mutually maximally distant to vertex u , i.e., if

$$(u \text{ MMDT } v) \vee (v \text{ MMDT } u).$$

Note that $u \text{ MMDT } v$ does not imply $v \text{ MMDT } u$, see Figure 1.

Theorem 4. [OP07] Let G be a strongly connected directed graph, then $\text{smd}(G) = \tau(G_{\text{SR}})$.

We will now compute the strong metric dimension of directed co-graphs G based on a similar idea as we used in Section 2. Since we only consider strongly connected directed co-graphs, the last composition step is always a join operation if G has more than one vertex. Instead of finding a vertex cover in G_{SR} , we determine a clique in $\overline{G_{\text{SR}}}$ as in Theorem 2.

For the next two lemmas and the explanations of the algorithm for the computation of a strong resolving basis, let G be a strongly connected directed co-graph and T be the co-tree of G . Let w be a node of T and T_w be the complete subtree of T with root w . Let T_l and T_r be the left and right subtree of T_w at root w . Let G_w, G_l and G_r be the subgraphs of G induced by the vertices associated to the leaves of T_w, T_l and T_r , respectively.

Lemma 4. If node w is labelled by \cup or \gg then no vertex of G_l is adjacent with a vertex of G_r in $\overline{G_{\text{SR}}}$.

Proof. For every pair of vertices $u, v \in V(G)$ in a strongly connected directed co-graph G , we have $d_G(u, v) \leq 2$. That is, if $d_G(u, v) = 2$, then $u \text{ MMDT } v$. If w is labelled by \cup , then $d_G(u, v) = 2$ and $d_G(v, u) = 2$ and thus $u \text{ MMDT } v$ and $v \text{ MMDT } u$. If w is labelled by \gg , then obviously $d_G(v, u) = 2$ and $v \text{ MMDT } u$. However, the directed join composition which creates the edge

(u, v) , also creates an edge from every in-neighbour of u to v and from u to every out-neighbour of v . That is, in G_w and thus also in G there is no shortest path from an in-neighbour of u via u to v and no shortest path from u via v to an out-neighbour of v , which implies u MMDT v in G . \square

Lemma 4 shows that G_{SR} contains all edges between the vertices of G_l and the vertices of G_r or equivalently, there is no edge between a vertex of G_l and a vertex of G_r in $\overline{G_{\text{SR}}}$.

Consider now the cases in which w is labelled by \times . By definition, $\overline{G_{\text{SR}}}$ has an edge between u and v if and only if

$$\neg((u \text{ MMDT } v) \vee (v \text{ MMDT } u))$$

or equivalently,

$$\neg(u \text{ MMDT } v) \wedge \neg(v \text{ MMDT } u)$$

or equivalently,

$$(\neg(u \text{ MDT } v) \vee \neg(v \text{ MDF } u)) \wedge (\neg(v \text{ MDT } u) \vee \neg(u \text{ MDF } v))$$

or equivalently by Definition 4,

1. (a) $\neg(\forall y \in N^-(u) : d(y, v) \leq d(u, v))$ or
(b) $\neg(\forall x \in N^+(v) : d(u, x) \leq d(u, v))$
and
2. (a) $\neg(\forall x \in N^-(v) : d(x, u) \leq d(v, u))$ or
(b) $\neg(\forall y \in N^+(u) : d(v, y) \leq d(v, u))$.

or equivalently because we consider a join operation,

1. (a) $\exists y \in V(G)$ such that $(y, u) \in E(G)$ and $(y, v) \notin E(G)$ or
(b) $\exists x \in V(G)$ such that $(v, x) \in E(G)$ and $(u, x) \notin E(G)$
and
2. (a) $\exists x \in V(G)$ such that $(x, v) \in E(G)$ and $(x, u) \notin E(G)$ or
(b) $\exists y \in V(G)$ such that $(u, y) \in E(G)$ and $(v, y) \notin E(G)$.

Since we consider a join operation of G_l and G_r , it follows that in Case 1.a and Case 2.b $y \in V(G_r)$ and in Case 1.b and Case 2.a $x \in V(G_l)$, see also Figure 2.

We call a vertex $u \in V(G)$

- a *solitary vertex* of G if there is a vertex $v \in V(G)$ such that $(u, v) \notin E(G)$ and $(v, u) \notin E(G)$,
- an *in-vertex* in G if there is a vertex $v \in V(G)$ such that $(v, u) \in E(G)$ and $(u, v) \notin E(G)$,
- an *out-vertex* in G if there is a vertex $v \in V(G)$ such that $(u, v) \in E(G)$ and $(v, u) \notin E(G)$,
- an *in-out-vertex* in G if u is an in-vertex and an out-vertex in G .

A vertex u can be a solitary, an in-vertex, an out-vertex and an in-out-vertex at the same time. If u is an in-out-vertex, then it is also an in-vertex and an out-vertex.

Lemma 5. *If node w is labelled by \times , then two vertices $u \in V(G_l)$ and $v \in V(G_r)$ are adjacent in $\overline{G_{\text{SR}}}$ if and only if*

1. u is a solitary vertex in G_l or
2. v is a solitary vertex in G_r or
3. u is an in-out-vertex in G_l or
4. v is an in-out-vertex in G_r or

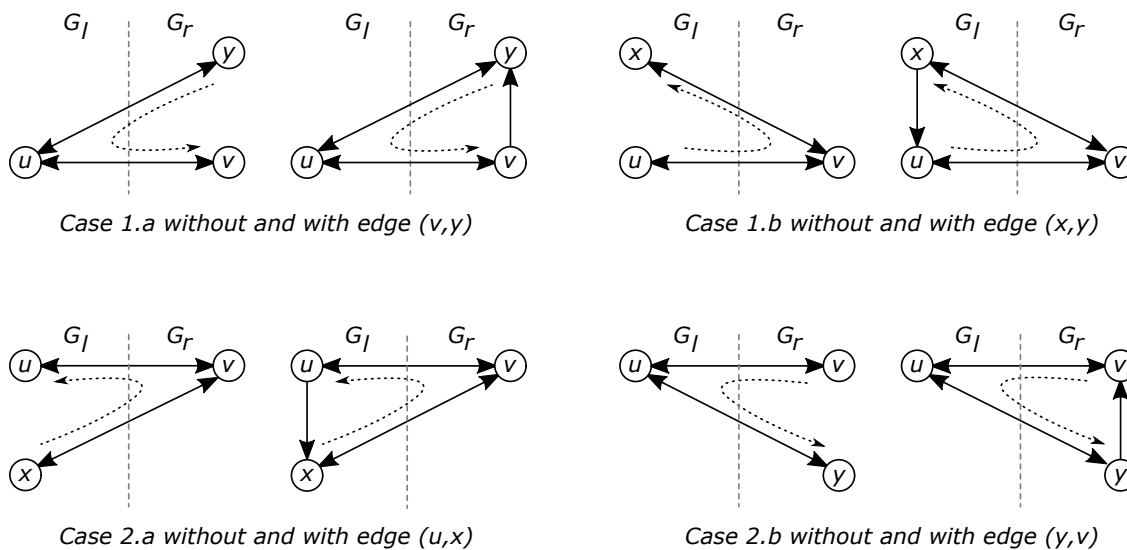


Figure 2: The four cases for the case that after a \times operation between G_l and G_r there is an edge in $\overline{G_{SR}}$ between a vertex u from G_l and a vertex v from G_r . The figures shows the edges in G . Since we consider a join operation, there is an edge from every vertex of G_l to every vertex of G_r in G and vice versa.

5. u is an in-vertex in G_l and v is an in-vertex in G_r or
6. u is an out-vertex in G_l and v is an out-vertex in G_r .

Proof. \Rightarrow

1. If the conditions of Case 1.a and Case 2.a are satisfied, then either one of the two vertices u and v is a solitary vertex or u and v are both out-vertices in G .
2. If the conditions of Case 1.a and Case 2.b are satisfied, then either v is a solitary vertex or an in-out-vertex in G .
3. If the conditions of Case 1.b and Case 2.a are satisfied, then either u is a solitary vertex or an in-out-vertex in G .
4. If the conditions of Case 1.b and Case 2.b are satisfied, then either one of the two vertices u and v is a solitary vertex, or u and v are both in-vertices in G .

\Leftarrow

1. If u is a solitary vertex in G_l , then the conditions of Case 1.b and Case 2.a are satisfied.
2. If v is a solitary vertex in G_r , then the conditions of Case 1.a and Case 2.b are satisfied.
3. If u is an in-out-vertex in G_l , then the conditions of Case 1.b and Case 2.a are satisfied.
4. If v is an in-out-vertex in G_r , then the conditions of Case 1.a and Case 2.b are satisfied.
5. If u is an out-vertex in G_l and v is an out-vertex in G_r , then the conditions of Case 1.a and Case 2.a are satisfied.
6. If u is an in-vertex in G_l and v is an in-vertex in G_r , then the conditions of Case 1.b and Case 2.b are satisfied.

□

A maximum clique in $\overline{G_{\text{SR}}}$ can now easily be computed with a bottom-up analysis of the co-tree T for G . For this purpose, only four size values denoted by m, s, i, o are required for each subtree T_w of the co-tree T .

1. m is the size of a maximum clique in $\overline{G_{\text{SR}}}|_{V(G_w)}$,
2. s is the size of a maximum clique in $\overline{G_{\text{SR}}}|_{V(G_w)}$ with exclusively solitary or in-out vertices,
3. i is the size of a maximum clique in $\overline{G_{\text{SR}}}|_{V(G_w)}$ with exclusively in-vertices and
4. o is the size of a maximum clique in $\overline{G_{\text{SR}}}|_{V(G_w)}$ with exclusively out-vertices.

The four size values m, s, i, o for subtree T_w can be easily computed from the four size values m_l, s_l, i_l, o_l and the four size values m_r, s_r, i_r, o_r for the left and right subtree T_l and T_r at root w , respectively. In parallel to these computations, it is also possible to manage four vertex sets M, S, O, I for maximum cliques in G_w with any vertices, exclusively solitary or in-out vertices, exclusively in-vertices, and exclusively out-vertices, respectively.

The size values m, s, i, o for G_w result from the maximum of several expressions formed from m_l, s_l, i_l, o_l for G_l and m_r, s_r, i_r, o_r for G_r . Depending on which expression yields the maximum, the corresponding vertex sets M, S, I, O for G_w are assembled from the vertex sets M_l, S_l, I_l, O_l for G_l and the vertex sets M_r, S_r, I_r, O_r for G_r .

For a leaf node w we have, $m = 1, s = 0, i = 0, o = 0$ and $M = \{\hat{w}\}, S = \emptyset, I = \emptyset, O = \emptyset$, where \hat{w} is the vertex of G associated with w .

If w is labelled by \cup , then

1. m is the maximum of m_l (let $M = M_l$) and m_r (let $M = M_r$),
2. s is the maximum of m_l (let $S = M_l$) and m_r (let $S = M_r$),
3. i is the maximum of i_l (let $I = I_l$) and i_r (let $I = I_r$) and
4. o is the maximum of o_l (let $O = O_l$) and o_r (let $O = O_r$).

This operation does not create any edges in $\overline{G_{\text{SR}}}$. All vertices become solitary vertices.

If w is labelled by \gg , then

1. m is the maximum of m_l (let $M = M_l$) and m_r (let $M = M_r$),
2. s is the maximum of s_l (let $S = S_l$), s_r (let $S = S_r$), i_r (let $S = I_r$) and o_l (let $S = O_l$),
3. i is the maximum of m_r (let $I = M_r$) and i_l (let $I = I_l$) and
4. o is the maximum of m_l (let $O = M_l$) and o_r (let $O = O_r$).

This operation also does not create any edges in $\overline{G_{\text{SR}}}$. The in-vertices of G_l and the out-vertices of G_r become in-out-vertices in G_w . All vertices of G_l become out-vertices in G_w , all vertices of G_r become in-vertices in G_w .

If w is labelled by \times , then

1. m is the maximum of $m_l + s_r$ (let $M = M_l \cup S_r$), $m_r + s_l$ (let $M = M_r \cup S_l$), $i_l + i_r$ (let $M = I_l \cup I_r$) and $o_l + o_r$ (let $M = O_l \cup O_r$),
2. $s = s_l + s_r$ (let $S = S_l \cup S_r$),
3. $i = i_l + i_r$ (let $I = I_l \cup I_r$) and
4. $o = o_l + o_r$ (let $O = O_l \cup O_r$).

Algorithm 2 Directed Strong Metric Dimension

```

1: function DSMD_DL_CO_GRAPH(directed co-graph  $G$ )
2:    $T \leftarrow$  binary co-tree of  $G$ 
3:    $n \leftarrow |V(G)|$ 
4:    $(m, s, i, o) \leftarrow$  CLIQUE_VECTOR( $T$ )
5:   return  $n - m$ 
6: end

7: function CLIQUE_VECTOR(co-tree  $T$ )
8:    $w \leftarrow$  root of  $T$ 
9:   if  $w$  is a leaf then
10:    return  $(1, 0, 0, 0)$ 
11:  else
12:     $T_l \leftarrow$  left subtree of  $w$ 
13:     $(m_l, s_l, i_l, o_l) \leftarrow$  CLIQUE_VECTOR( $T_l$ )
14:     $T_r \leftarrow$  right subtree of  $w$ 
15:     $(m_r, s_r, i_r, o_r) \leftarrow$  CLIQUE_VECTOR( $T_r$ )
16:    if  $w$  is labelled  $\cup$  then
17:      return  $(\max\{m_l, m_r\}, \max\{m_l, m_r\}, \max\{i_l, i_r\}, \max\{o_l, o_r\})$ 
18:    else if  $w$  is labelled  $\gg$  then
19:      return  $(\max\{m_l, m_r\}, \max\{s_l, s_r, i_r, o_l\}, \max\{m_r, i_l\}, \max\{m_l, o_r\})$ 
20:    else  $\triangleright w$  is labelled  $\times$ 
21:      return  $(\max\{m_l + s_r, m_r + s_l, i_l + i_r, o_l + o_r\}, s_l + s_r, i_l + i_r, o_l + o_r)$ 
22:    end
23:  end
24: end

```

This fully describes the bottom-up processing of the co-tree T for the computation of a strong resolving basis for co-graph G .

Algorithm 2 shows such a bottom-up processing of the co-tree T , in that the size values m, s, i, o are computed. The algorithm can easily be extended to compute a minimum strong resolving set by keeping track of the vertex sets M, S, I, O . Since a binary co-tree of a directed co-graph can be found in linear time [CP06], we have proved the following theorem.

Theorem 5. *A strong metric basis of a strongly connected directed co-graph is computable in linear time.*

4 Conclusions

In this paper we have shown that STRONG METRIC DIMENSION for undirected and directed co-graphs is decidable in linear time. We even presented linear time algorithms for the computation of minimum strong resolving sets for undirected and directed co-graphs.

The strong metric dimension as well as the directed strong metric dimension have not yet been extensively discussed in the literature. Developing efficient algorithms to compute the strong metric dimension for specific graph classes (both undirected and directional) is one of the most interesting challenges for us.

References

- [BBS⁺11] BAČA, Martin ; BASKORO, Edy T. ; SALMAN, A. N. M. ; SAPUTRO, Suhadi W. ; SUPRIJANTO, Djoko: The Metric Dimension of Regular Bipartite Graphs. In: *Bulletin mathématiques de la Société des sciences mathématiques de Roumanie* 54 (2011), Nr. 1, S. 15–28

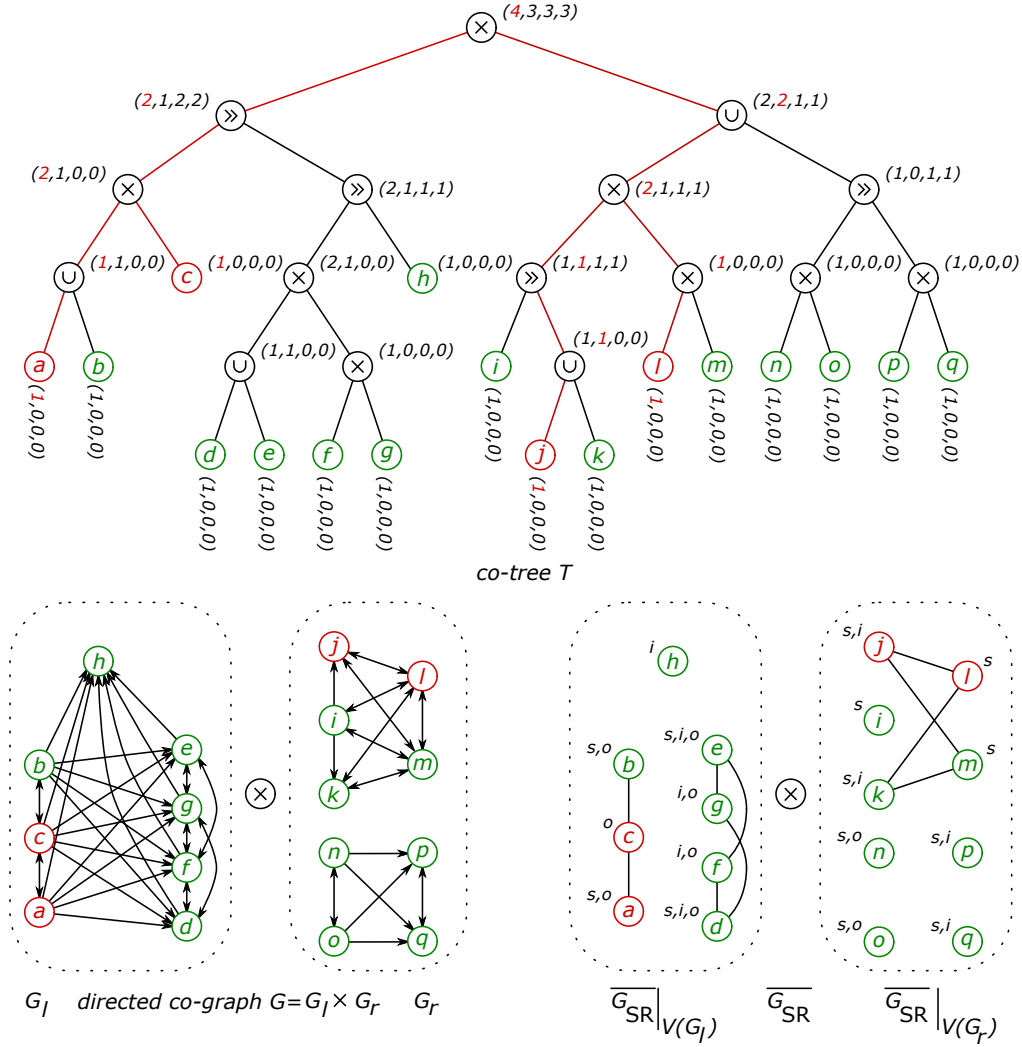


Figure 3: The figure shows a co-tree T with the size values at the nodes calculated by Algorithm 2. The figure also shows bottom left the co-graph G and bottom right the complement \overline{G}_{SR} of the strong resolving graph G_{SR} . The set of red vertices $\{a, c, j, l\}$ forms a maximum clique in \overline{G}_{SR} . There are several options to select a clique with four vertices in \overline{G}_{SR} . The set of green vertices $\{b, d, e, f, g, h, i, k, m, n, o, p, q\}$ is a strong resolving basis for the directed co-graph G . Let G_l and G_r be the graphs defined by the subtrees left and right at the root of T . Then $G = G_l \times G_r$. In G_l the vertices a, b, d, e are solitary vertices, d, e, f, g, h are in-vertices and a, b, c, d, e, f, g are out-vertices. In G_r , the vertices i, j, k, l, m are solitary vertices, i, j, p, q are in-vertices and n, o are out-vertices. Graph \overline{G}_{SR} is formed from the disjoint union of $\overline{G}_{SR}|_{V(G_l)}$ and $\overline{G}_{SR}|_{V(G_r)}$ and the edges between $u \in V(G_l)$ and $v \in V(G_r)$, where u or v is a solitary vertex or in-out-vertex, or u and v are both in-vertices, or both are out-vertices, see Lemma 5. In the example all edges between vertices of G_l and G_r are inserted to get \overline{G}_{SR} . For the sake of clarity, these edges are not shown in the figure.

- [BDGR97] BECHET, Denis ; DE GROOTE, Philippe ; RETORÉ, Christian: A complete axiomatisation for the inclusion of series-parallel partial orders. In: *International Conference on Rewriting Techniques and Applications* Springer, 1997, S. 230–240
- [BEE⁺05] BEERLIOVA, Zuzana ; EBERHARD, Felix ; ERLEBACH, Thomas ; HALL, Alexander ; HOFFMANN, Michael ; MIHAĽÁK, Matúš ; RAM, L. S.: Network Discovery and Verification. In: KRATSCHE, Dieter (Hrsg.): *Graph-Theoretic Concepts in Computer Science*, Springer Berlin Heidelberg, 2005, 127–138
- [CEJO00] CHARTRAND, Gary ; EROH, Linda ; JOHNSON, Mark A. ; OELLERMANN, Ortrud: Resolvability in graphs and the metric dimension of a graph. In: *Discrete Applied Mathematics* 105 (2000), Nr. 1-3, 99–113. [http://dx.doi.org/10.1016/S0166-218X\(00\)00198-0](http://dx.doi.org/10.1016/S0166-218X(00)00198-0). – DOI 10.1016/S0166-218X(00)00198-0
- [CGH08] CHAPPELL, Glenn G. ; GIMBEL, John G. ; HARTMAN, Chris: Bounds on the metric and partition dimensions of a graph. In: *Ars Combinatoria* 88 (2008)
- [CLB81] CORNEIL, Derek G. ; LERCHS, Helmut ; BURLINGHAM, L. S.: Complement reducible graphs. In: *Discrete Applied Mathematics* 3 (1981), Nr. 3, S. 163–174
- [CP06] CRESPELLE, Christophe ; PAUL, Christophe: Fully dynamic recognition algorithm and certificate for directed cographs. In: *Discrete Applied Mathematics* 154 (2006), Nr. 12, S. 1722–1741
- [CPZ00] CHARTRAND, Gary ; POISSON, Christopher ; ZHANG, Ping: Resolvability and the upper dimension of graphs. In: *Computers and Mathematics with Applications* 39 (2000), Nr. 12, S. 19–28
- [DPSL12] DÍAZ, Josep ; POTTONEN, Olli ; SERNA, Maria J. ; LEEUWEN, Erik J.: On the Complexity of Metric Dimension. In: *Algorithms - ESA 2012 - 20th Annual European Symposium, Ljubljana, Slovenia, September 10-12, 2012. Proceedings*, 2012, 419–430
- [Hay77] HAYAT, Sakander: Computing distance-based topological descriptors of complex chemical networks: New theoretical techniques. In: *Chemical Physics Letters* 688 (1977), Nr. 1, 51–58. <http://dx.doi.org/10.1016/j.cplett.2017.09.055>. – DOI 10.1016/j.cplett.2017.09.055
- [HEW16] HOFFMANN, Stefan ; ELTERMAN, Alina ; WANKE, Egon: A linear time algorithm for metric dimension of cactus block graphs. In: *Theoretical Computer Science* 630 (2016), 43–62. <http://dx.doi.org/10.1016/j.tcs.2016.03.024>. – DOI 10.1016/j.tcs.2016.03.024
- [HM76] HARARY, Frank ; MELTER, Robert A.: On the metric dimension of a graph. In: *Ars Combinatoria* 2 (1976), S. 191–195
- [HMP⁺05] HERNANDO, M. C. ; MORA, Mercè ; PELAYO, Ignacio M. ; SEARA, Carlos ; CÁCERES, José ; PUERTAS, María Luz: On the metric dimension of some families of graphs. In: *Electronic Notes in Discrete Mathematics* 22 (2005), 129–133. <http://dx.doi.org/10.1016/j.endm.2005.06.023>. – DOI 10.1016/j.endm.2005.06.023
- [HP05] HABIB, Michel ; PAUL, Christophe: A simple linear time algorithm for cograph recognition. In: *Discrete Applied Mathematics* 145 (2005), Nr. 2, S. 183–197
- [HSV12] HAUPTMANN, Mathias ; SCHMIED, Richard ; VIEHMANN, Claus: Approximation complexity of Metric Dimension problem. In: *Journal of Discrete Algorithms* 14 (2012), 214–222. <http://dx.doi.org/10.1016/j.jda.2011.12.010>. – DOI 10.1016/j.jda.2011.12.010
- [HW12] HOFFMANN, Stefan ; WANKE, Egon: Metric Dimension for Gabriel Unit Disk Graphs Is NP-Complete. In: *Algorithms for Sensor Systems, 8th International Symposium on Algorithms for Sensor Systems, Wireless Ad Hoc Networks and Autonomous Mobile Entities, ALGOSENSORS 2012, Ljubljana, Slovenia, September 13-14, 2012. Revised Selected Papers*, 2012, 90–92
- [IBSS10] ISWADI, H. ; BASKORO, Edy T. ; SALMAN, A.N.M. ; SIMANJUNTAK, Rinovia: The metric dimension of amalgamation of cycles. In: *Far East Journal of Mathematical Sciences (FJMS)* 41 (2010), Nr. 1, S. 19–31
- [KRR94] KHULLER, Samir ; RAGHAVACHARI, Balaji ; ROSENFELD, Azriel: Localization in graphs. Version: 1994. https://pdfs.semanticscholar.org/b75c/ec021c56ff12f1e8b68c8c0d29cfeb3feb4e.pdf?_ga=2.63382639.130865203.1576748679-1778060013.1576748679. 1994 (CS-TR-3326). – Forschungsbericht. – Technical Report from UMIACS
- [KRR96] KHULLER, Samir ; RAGHAVACHARI, Balaji ; ROSENFELD, Azriel: Landmarks in Graphs. In: *Discrete Applied Mathematics* 70 (1996), Nr. 3, 217–229. [http://dx.doi.org/10.1016/0166-218X\(95\)00106-2](http://dx.doi.org/10.1016/0166-218X(95)00106-2). – DOI 10.1016/0166-218X(95)00106-2

- [KRY14] KUZIAK, Dorota ; RODRÍGUEZ-VELÁZQUEZ, Juan A. ; YERO, Ismael G.: On the strong metric dimension of product graphs. In: *Electronic Notes in Discrete Mathematics* 46 (2014), 169–176. <http://dx.doi.org/10.1016/j.endm.2014.08.023>. – DOI 10.1016/j.endm.2014.08.023
- [KRY16] KUZIAK, Dorota ; RODRÍGUEZ-VELÁZQUEZ, Juan A. ; YERO, Ismael G.: Closed formulae for the strong metric dimension of lexicographic product graphs. In: *Discusiones Mathematicae Graph Theory* 36 (2016), Nr. 4, 1051–1064. <http://dx.doi.org/10.7151/dmgt.1911>. – DOI 10.7151/dmgt.1911
- [KYR13] KUZIAK, Dorota ; YERO, Ismael G. ; RODRÍGUEZ-VELÁZQUEZ, Juan A.: On the strong metric dimension of corona product graphs and join graphs. In: *Discrete Applied Mathematics* 161 (2013), Nr. 7-8, 1022–1027. <http://dx.doi.org/10.1016/j.dam.2012.10.009>. – DOI 10.1016/j.dam.2012.10.009
- [KYR15] KUZIAK, Dorota ; YERO, Ismael G. ; RODRÍGUEZ-VELÁZQUEZ, Juan A.: On the Strong Metric Dimension of Cartesian Sum Graphs. In: *Fundamenta Informaticae* 141 (2015), Nr. 1, 57–69. <http://dx.doi.org/10.3233/FI-2015-1263>. – DOI 10.3233/FI-2015-1263
- [KYR16] KUZIAK, Dorota ; YERO, Ismael G. ; RODRÍGUEZ-VELÁZQUEZ, Juan A.: Strong metric dimension of rooted product graphs. In: *International Journal of Computer Mathematics* 93 (2016), Nr. 8, 1265–1280. <http://dx.doi.org/10.1080/00207160.2015.1061656>. – DOI 10.1080/00207160.2015.1061656
- [LA06] LIU, Ke ; ABU-GHAZALEH, Nael B.: Virtual Coordinates with Backtracking for Void Traversal in Geographic Routing. In: *Ad-Hoc, Mobile, and Wireless Networks, 5th International Conference, ADHOC-NOW 2006, Ottawa, Canada, August 17-19, 2006, Proceedings*, 2006, 46–59
- [MO11] MAY, Teresa R. ; OELLERMANN, Ortrud R.: The strong dimension of distance-hereditary graphs. In: *JCMCC-Journal of Combinatorial Mathematics and Combinatorial Computing* 76 (2011), S. 59
- [MOY17] MORAVCIK, Gaia ; OELLERMANN, Ortrud R. ; YUSIM, Samuel: Comparing the metric and strong dimensions of graphs. In: *Discrete Applied Mathematics* 220 (2017), 68–79. <http://dx.doi.org/10.1016/j.dam.2016.12.020>. – DOI 10.1016/j.dam.2016.12.020
- [MT84] MELTER, Robert A. ; TOMESCU, Ioan: Metric bases in digital geometry. In: *Computer Vision, Graphics, and Image Processing* 25 (1984), Nr. 1, 113–121. [http://dx.doi.org/10.1016/0734-189X\(84\)90051-3](http://dx.doi.org/10.1016/0734-189X(84)90051-3). – DOI 10.1016/0734-189X(84)90051-3
- [OP07] OELLERMANN, Ortrud R. ; PETERS-FRANSEN, Joel: The strong metric dimension of graphs and digraphs. In: *Discrete Applied Mathematics* 155 (2007), Nr. 3, 356–364. <http://dx.doi.org/10.1016/j.dam.2006.06.009>. – DOI 10.1016/j.dam.2006.06.009
- [RYKO14] RODRÍGUEZ-VELÁZQUEZ, Juan A. ; YERO, Ismael G. ; KUZIAK, Dorota ; OELLERMANN, Ortrud R.: On the strong metric dimension of Cartesian and direct products of graphs. In: *Discrete Mathematics* 335 (2014), 8–19. <http://dx.doi.org/10.1016/j.disc.2014.06.023>. – DOI 10.1016/j.disc.2014.06.023
- [Sla75] SLATER, Peter J.: Leaves of trees. In: *Congressum Numerantium* 14 (1975), S. 549–559
- [ST04] SEBÖ, András ; TANNIER, Eric: On Metric Generators of Graphs. In: *Mathematics of Operations Research* 29 (2004), Nr. 2, 383–393. <http://dx.doi.org/10.1287/moor.1030.0070>. – DOI 10.1287/moor.1030.0070
- [VHW19] VIETZ, Duygu ; HOFFMANN, Stefan ; WANKE, Egon: Computing the Metric Dimension by Decomposing Graphs into Extended Biconnected Components - (Extended Abstract). In: *WALCOM: Algorithms and Computation - 13th International Conference, WALCOM 2019, Guwahati, India, February 27 - March 2, 2019, Proceedings*, 2019, 175–187
- [YKR11] YERO, Ismael G. ; KUZIAK, Dorota ; RODRÍGUEZ-VELÁZQUEZ, Juan A.: On the metric dimension of corona product graphs. In: *Computers & Mathematics with Applications* 61 (2011), Nr. 9, 2793–2798. <http://dx.doi.org/10.1016/j.camwa.2011.03.046>. – DOI 10.1016/j.camwa.2011.03.046