

# Deep Representation Learning with an Information-theoretic Loss

Shin Ando<sup>1</sup>

Department of Business Economics  
School of Management  
Tokyo University of Science  
ando@rs.tus.ac.jp

**Abstract.** This paper proposes a deep representation learning using an information-theoretic loss with an aim to increase the inter-class distances as well as within-class similarity in the embedded space. Tasks such as anomaly and out-of-distribution detection, in which test samples comes from classes unseen in training, are problematic for deep neural networks. For such tasks, it is not sufficient to merely discriminate between known classes. Our intuition is to represent the known classes in compact and separated embedded regions in order to decrease the possibility of known and unseen classes overlapping in the embedded space. We derive a loss from Information Bottleneck principle, which reflects the inter-class distances as well as the compactness within classes, thus will extend the existing deep data description models. Our empirical study shows that the proposed model improves the segmentation of normal classes in the deep feature space, and subsequently contributes to identifying out-of-distribution samples.

**Keywords:** Anomaly Detection · Generative Adversarial Network · Deep Support Vector Data Description · Few-shot Learning

## 1 Introduction

Recently, problems of out-of-distribution detection [12] and anomaly detection [2] have attracted interests in studies of deep neural networks (DNNs). It is a practical issue that DNNs show unexpected behaviors when testing samples come from unseen classes in training. DNN classifiers typically can show high confidence when predicting such samples as those from a known class. This behavior can be attributed to the discriminative softmax classifier in DNNs [6]. It has been proposed that deep data description models [7], which describes the normal data with a hypersphere, and multi-class data description (MCDD) which describes known classes as Gaussian components, respectively in the embedded space, can achieve better detection performances for outlier and OOD detection tasks. Both data description models define their losses such that each data is projected onto the proximity of a class center in the embedded space. Subsequently, they can identify a test sample outside of the hypersphere or has a low probability over all known classes as an outlier or an OOD sample.

In above settings, the anomalies and the out-of-distribution samples are not available in training, making an attempt to learn the separation between them and known class distributions directly infeasible. A practical approach, instead, is to a) enclose each known class in a compact region and b) separate them from each other as much as possible so as to expand the space in between that yield low probabilities over known classes.

Previous studies, namely data description models, employed both max-margin and MAP losses, which placed emphases on a), the compactness of each class individually. However, it is our intuition that consideration of inter-class separation can have substantial impact, as it introduces supervising information regarding numerous combinations of heterogeneous class pairs.

In this paper, we present an information-theoretic loss based on the information bottleneck principle[11], from which we can derive the relation between a) the intra-class similarity and b) the inter-class discrepancies.

In our empirical study, we setup an out-of-distribution detection task using the MNIST dataset. The proposed model yields high detection performance and its graphical analysis shows that the proposed model contributes to the segmentation of normal classes.

This paper is organized as follows. Section 2 describes the related studies on deep data description, deep anomaly detection, and few-shot learning. Section 3 describes the proposed model and Section 4 presents the setup and the results of the empirical study. We state our conclusion in Section 5.

## 2 Related Work

### 2.1 Deep Data Description

The support vector data description [9] aims to find a spherical decision boundary that encloses the normal data, in order to detect whether a new sample comes from the same distribution or is an outlier. Deep-SVDD [7] has employed the embedding functions of deep neural networks (DNN) to capture the structure of normal data.

Deep Multi-class Data Description (MCDD) [6] was introduced as an extension of the Deep SVDD for out-of-distribution (OOD) detection. A DNN is trained such that the embedding function  $f$  maps the labeled data onto the close proximity of the centers of the corresponding class  $k$ , to find Gaussian components which describes the training data in the embedded space  $\mathcal{Z}$ .

Describing the  $k^{\text{th}}$  component as a multinormal distribution

$$P(z|y = k) = \mathcal{N}(f(z; W)|\mu_k, \sigma_k^2 I) \quad (1)$$

The Deep MCDD loss  $\mathcal{L}_{\text{MCDD}}$  is defined as a MAP loss of the generative classifier as

$$\begin{aligned}\mathcal{L}_{\text{MCDD}} &= -\frac{1}{N} \sum_{i=1}^N \log \frac{P(y=k)P(x|y=k)}{\sum_{k'} P(y=k')P(x|y=k')} \\ &= \frac{1}{N} \sum_{i=1}^N \log \frac{\exp(-D_{y_i}(x_i) + b_{y_i})}{\sum_{k=1}^K \exp(-D_k(x_i) + b_k)}\end{aligned}\quad (2)$$

where  $D_k(x)$  is the distance from the class centers given (1).

$$D_k(x) \approx \frac{\|f(x; W) - \mu_k\|^2}{2\sigma_k^2} + \log \sigma_k^d \quad (3)$$

From equations 2 and 3, the Deep MCDD training can be considered a minimization of the intra-class deviation in the embedded space.

## 2.2 Deep Anomaly Detection

One of the important method of unsupervised anomaly detection is to train autoencoders with normal data and employ its reconstruction error as anomaly score [2]. This approach has been naturally extended to deep and convolutional autoencoders [3].

Recently, anomaly detection using generative adversarial networks have emerged as a popular approach for deep unsupervised anomaly detection following the influential work of AnoGAN [8].

Generally, GAN-based anomaly detection exploit the generator network, which learns the manifold of normal data distribution through its mapping function, to compute the reconstruction error of the test data based on the learned manifold. For example, the test data is reconstructed using SGD in AnoGAN and using a BiGAN architecture in EGBAD [13].

The above literatures have also reported promising results using the embedded space of the discriminator network, in which the distances are used as the anomaly scores. In this work, we compute the anomaly scores using only the distances in the embedded space of the discriminator network.

## 3 Information Bottleneck Loss

### 3.1 Derivation

The information bottleneck [11,1] is a principle for extracting relevant information in the input variable  $X$  about the output variable  $Y$ . The mutual information  $I(\cdot; \cdot)$  quantifies the statistical dependence between the two variables. We attempt to learn a compressed representation of  $X$ , denoted as  $Z$ , by discarding irrelevant information that do not contribute to the prediction of  $Y$ .

In [10], it was proposed that Information Bottleneck principle may be used for layer-wise analyses of DNNs in terms of the efficiency of compression. We, however, focus on utilizing the above rate-distortion function as for training a DNN. In this paper, therefore, we consider  $Z$  to be a function of  $X$ , such that  $f : \mathcal{X} \rightarrow \mathcal{Z} \subset \mathbb{R}^d$ , and  $f$  the embedding layers of a trained DNN model.  $\mathcal{X}, Y, Z$  denotes the subspaces of data, label, and the embedded features, from which variables  $X, Y, Z$  take their values, respectively.

Finding an optimal  $Z$  leads to a minimization problem for a Lagrangian

$$\mathcal{L} = I(X; Z) - \beta I(Z; Y) \quad (4)$$

This problem is referred to as a rate-distortion problem, as  $I(X; Z)$  is the amount information maintained in  $Z$  and a measure of the compression rate, while  $I(Y; Z)$  is the amount of relevant information about  $Y$  thus a measure of the distortion. The Lagrangian multiplier  $\beta$  represents the trade-off between the two terms.

The mutual information can be rewritten as the Kullback-Leibler divergence between the marginal and the conditional probability distributions

$$I(X; Z) = \mathbb{E}_{x,z} [D_{\text{KL}}(p(z|x) \| p(z))] \quad (5)$$

We model the empirical distribution of  $p(z)$  by the average of the Dirac delta functions,

$$p(z) = \frac{1}{N} \sum_{i=1}^N \delta(z - f(x_i)) \quad (6)$$

and the conditional distribution  $p(z|x_i)$  as an isotropic normal distribution around the observation in the embedded space.

$$\begin{aligned} p(z|x_i) &= \mathcal{N}(z|f(x_i), \sigma^2 I) \\ &= \frac{1}{(2\pi\sigma^2)^{d/2}} \exp \frac{\|z - f(x_i)\|^2}{2\sigma^2} \end{aligned} \quad (7)$$

where  $\sigma$  is the deviation caused by the randomness introduced in DNN training, e.g., batch normalization and dropout layers.

After substituting (6) and (7) into (5), the derivation is as follows.

$$\begin{aligned}
I(X; Z) &= E_{x,z} \left[ \log \frac{p(z|x)}{p(z)} \right] \\
&= \int \int \frac{1}{N} \sum_{i=1}^N \delta(z - f(x_i)) \log \left[ \frac{1}{(2\pi\sigma^2)^{d/2}} \exp - \frac{\|z - f(x_i)\|^2}{2\sigma^2} \right] dz dx \\
&\quad - \int \int \frac{1}{N} \sum_{i=1}^N \delta(z - f(x_i)) \log \left[ \frac{1}{N} \sum_{i=1}^N \delta(z - z_i) \right] dz dx \\
&= \int \frac{1}{N} \sum_{i=1}^N \log \left[ \frac{1}{(2\pi\sigma^2)^{d/2}} \exp - \frac{\|z - f(x_i)\|^2}{2\sigma^2} \right] + \log \frac{1}{N} dx \\
&= \frac{1}{N^2} \sum_{z \in \mathcal{Z}} \sum_{i=1}^N \left( - \frac{\|z - f(x_i)\|^2}{2\sigma^2} + \log \sigma^d \right) + \text{const.} \tag{8}
\end{aligned}$$

(8) interprets as the sum of distances between all pairs of  $z$ .

Meanwhile, we model the class conditional probability over  $z$  as an isotropic normal distribution around the class center.

$$\begin{aligned}
p(z|y) &= \mathcal{N}(z; \mu_y, \sigma_y I) \\
&= \frac{1}{(2\pi\sigma_y^2)^{d/2}} \exp \left( - \frac{\|z - \mu_y\|^2}{2\sigma_y^2} \right) \tag{9}
\end{aligned}$$

where  $\sigma_y$  denotes the deviation over the class  $y$ .

The mutual information  $I(Y; Z)$  is then rewritten as follows.

$$\begin{aligned}
I(Y; Z) &= E_{y,z} \left[ \log \frac{p(z|y)}{p(z)} \right] \\
&= \int \int \frac{1}{N} \sum_{i=1}^N \delta(z - z_i) \log p(z|y) dy dz \\
&\quad - \int \int \frac{1}{N} \sum_{i=1}^N \delta(z - z_i) \log p(z) dy dz \\
&= \int \frac{1}{N} \sum_{i=1}^N \delta(z - z_i) \log p(z|y) dy \\
&= \frac{1}{N} \sum_{y=1}^K n_y \log \frac{\exp \left( - \frac{\|z - \mu_y\|^2}{2\sigma_y^2} \right) - \log \sigma_y^d}{\sum \exp \left( - \frac{\|z - \mu_y\|^2}{2\sigma_y^2} \right) - \log \sigma_y^d} + \text{const.} \tag{10}
\end{aligned}$$

(10) is equivalent to the MAP loss function (??) except for the class bias.

To increase  $I(Y; Z)$ , the intra-class deviation, i.e., the distances between intra-class sample pairs in the embedded space are reduced. Meanwhile, reduction of  $I(X; Z)$  is achieved by increasing the distances between inter-class sample

pairs. To minimize  $\mathcal{L}$ , therefore, the intra-class similarity and the inter-class distances must simultaneously be increased.

## 4 Empirical Results

### 4.1 Setup

We evaluate XDD in an out-of-distribution detection task with two-phase training: 1) the first step is an adversarial pre-training where a generator and a discriminator are trained with samples from unlabeled in-distribution samples, and in the second step, the embedding layer of the discriminator is re-trained by XDD using a limited number of labeled samples per class, with the IB loss.

The pretraining input is a set of unlabeled data  $\mathcal{X}_S = \{(x_i)_{i=1}^M\}$ . The re-training input combines a set of  $K$  labeled examples from each class,  $\mathcal{X}_T = \{(p_j, y_j)\}_{j=1}^{K \times N}$ . The label  $y_j$  takes a value from  $\mathcal{Y} = \{1, \dots, N\}$ .

The discriminator  $D$  consists of an embedding function and a discriminating function to classify between a real image and a generated image. The embedding function  $f: \mathcal{X} \rightarrow \mathcal{Z} \subset \mathbb{Z}$  defines a mapping from the input space  $\mathcal{X}$  to the deep feature space  $\mathcal{Z}$  with parameters  $\mathcal{W}$ .

After re-training, the detection performance over the out-of-distribution class is measured over the test set. The anomaly score of each test sample is computed by kernel density estimation (KDE) in the deep feature space over the labeled examples.

We present an experimental result using the MNIST dataset[5]. The architectures of the generator and the discriminator networks are shown in Table 1

**Table 1.** Generator and Discriminator Architecture

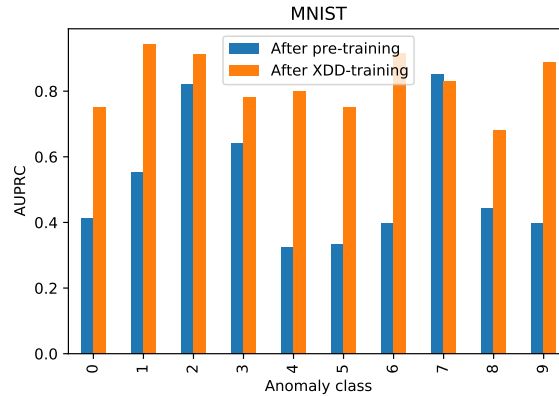
Generator	Discriminator
Linear(100,7*7*512)	Conv2d(1,8,3)
BatchNorm1d(7*7*512)	BatchNorm2d(8)
ReLU()	LeakyReLU()
ConvTranspose2d(512,256,3,2,1,1)	Conv2d(8,16,3)
BatchNorm2d(256)	BatchNorm2d(16)
LeakyReLU()	LeakyReLU()
ConvTranspose2d(256,128,3,1,1)	Conv2d(16,32,3)
BatchNorm2d(128)	BatchNorm2d(32)
LeakyReLU()	LeakyReLU()
ConvTranspose2d(128,64,3,1,1)	Conv2d(32,64,3)
BatchNorm2d(64)	BatchNorm2d(64)
LeakyReLU()	LeakyReLU()
ConvTranspose2d(64,1,3,2,1,1)	Linear(64*7*7,1)
Tanh()	Sigmoid()

## 4.2 Datasets

We adopt the standard OOD detection tasks from previous studies [6] using MNIST dataset. For the pre-training input, we exclude one digit as the OOD class from the original set. For the re-training input,  $n = 10$  labeled samples were randomly chosen from each of nine digits. The detection performances were measured on the test set with entire ten digits using the area under the precision-recall curves (AUPRCs) over the target class.

## 4.3 Results

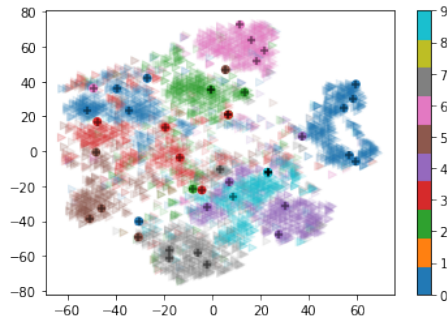
Fig. 1 summarizes the AUPRC of the XDD models on ten target anomaly class detection tasks. The  $y$ -axis indicates the mean AUPRCs in ten repetitions. The number on the  $x$ -axis indicate the digit designated as the anomalous class. The blue bars indicate the means after pre-training and the orange bar indicate the means after XDD training. XDD training contributes to substantial improvements of AUPRC values in all tasks. Fig. 1 shows that the OOD detection performance from initial training substantially by XDD.



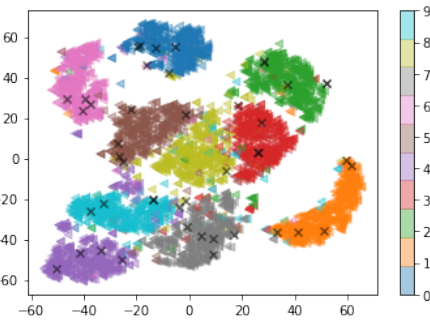
**Fig. 1.** Average AUPRC

Figures 2 and 3 illustrate the low-dimensional projection of the test samples using  $t$ -SNE [4] after pre-training and after the XDD training. The samples are represented by triangles of colors corresponding to respective classes while the labeled examples are represented by black  $\circ$ 's and  $\times$ 's. This result was obtained when the anomalous target class is eight (yellow).

From 2, we can see that the separation among normal classes in the embedded space are not distinct after pre-training. Fig. 3 visualizes the separation between the normal classes is increased by XDD which in turn reduce the overlap between target anomalous classes.



**Fig. 2.** Projection after pre-training



**Fig. 3.** Projection after XDD training

## 5 Conclusion

In this paper, we presented an information-theoretic loss function for deep neural network training, which takes into account the intra-class similarity and the inter-class discrepancy terms. The relation between the two terms were derived from the Information Bottleneck principle. The empirical results showed that the proposed model yields high ODD detection performance and the graphical analysis indicates that the class separations are emphasized by the training. In future work, we plan to extend this work to larger collection of anomaly detection and out-of-distribution detection tasks.

## References

1. Alemi, A.A., Fischer, I., Dillon, J.V., Murphy, K.: Deep variational information bottleneck. In: 5th International Conference on Learning Representations, ICLR 2017, Toulon, France, April 24-26, 2017, Conference Track Proceedings. OpenReview.net (2017),
2. Chandola, V., Banerjee, A., Kumar, V.: Anomaly Detection: A Survey. *ACM Comput. Surv.* **41**(3), 1–58 (2009).
3. Goodfellow, I., Bengio, Y., Courville, A.: *Deep Learning*. MIT Press (2016),
4. Kusner, M., Tyree, S., Weinberger, K.Q., Agrawal, K.: Stochastic neighbor compression. In: Jebara, T., Xing, E.P. (eds.) *Proceedings of the 31st International Conference on Machine Learning (ICML-14)*. pp. 622–630. JMLR Workshop and Conference Proceedings (2014),
5. Lecun, Y., Bottou, L., Bengio, Y., Haffner, P.: Gradient-based learning applied to document recognition. *Proceedings of the IEEE* **86**(11), 2278–2324 (Nov 1998).
6. Lee, D., Yu, S., Yu, H.: Multi-class data description for out-of-distribution detection. In: *Proceedings of the 26th ACM SIGKDD International Conference on Knowledge Discovery & Data Mining*. pp. 1362–1370. KDD ’20, Association for Computing Machinery, New York, NY, USA (2020). ,
7. Ruff, L., Vandermeulen, R., Goernitz, N., Deecke, L., Siddiqui, S.A., Binder, A., Müller, E., Kloft, M.: Deep one-class classification. In: Dy, J., Krause, A. (eds.) *Proceedings of the 35th International Conference on Machine Learning*. Proceedings



- of Machine Learning Research, vol. 80, pp. 4393–4402. PMLR, Stockholmsmässan, Stockholm Sweden (10–15 Jul 2018),
8. Schlegl, T., Seeböck, P., Waldstein, S.M., Schmidt-Erfurth, U., Langs, G.: Unsupervised Anomaly Detection with Generative Adversarial Networks to Guide Marker Discovery. In: Niethammer, M., Styner, M., Aylward, S.R., Zhu, H., Oguz, I., Yap, P., Shen, D. (eds.) Information Processing in Medical Imaging - 25th International Conference, IPMI 2017, Boone, NC, USA, June 25–30, 2017, Proceedings. Lecture Notes in Computer Science, vol. 10265, pp. 146–157. Springer (2017). ,
  9. Tax, D.M.J., Duin, R.P.W.: Support vector data description. *Mach. Learn.* **54**, 45–66 (January 2004). ,
  10. Tishby, N., Zaslavsky, N.: Deep learning and the information bottleneck principle. In: 2015 IEEE Information Theory Workshop (ITW). pp. 1–5 (2015).
  11. Tishby, N., Pereira, F.C., Bialek, W.: The information bottleneck method. *Computing Research Repository(CoRR)* **physics/0004057** (2000)
  12. Yang, J., Zhou, K., Li, Y., Liu, Z.: Generalized out-of-distribution detection: A survey (2021)
  13. Zenati, H., Foo, C.S., Lecouat, B., Manek, G., Chandrasekhar, V.R.: Efficient gan-based anomaly detection (2019)