

Universal Captioner: Inducing Content-Style Separation in Vision-and-Language Model Training

Marcella Cornia^{1,*}, Lorenzo Baraldi^{1,*}, Giuseppe Fiameni², and
Rita Cucchiara¹

¹ University of Modena and Reggio Emilia, Italy
{marcella.cornia,lorenzo.baraldi,rita.cucchiara}@unimore.it
² NVIDIA AI Technology Centre, Italy
gfiameni@nvidia.com

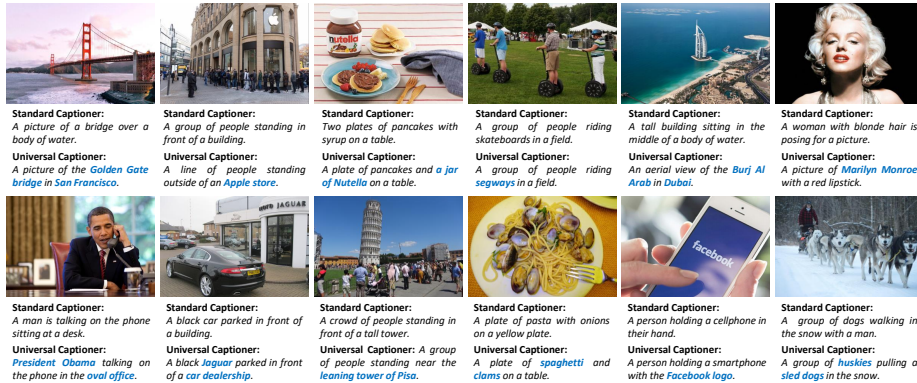


Fig. 1. Sample descriptions generated by our model, in comparison with a Transformer-based captioner trained on COCO. Our approach generates high-quality captions by separating content from style.

Abstract. While captioning models have obtained compelling results in describing natural images, there is a growing effort to increase their capability of dealing with real-world concepts. In this paper, we address the task of generating fluent descriptions by training on a non-uniform combination of data sources, containing both human- and automatically-collected captions. To this end, we propose a model which induces a separation between content and descriptive style through the incorporation of stylistic parameters and keywords extracted from large-scale multi-modal models as pivotal data. In terms of visual features, our model avoids the need of object detectors and employs grid-like features together with a single objective of prompt language modeling. Experimentally, we consistently outperform existing methods in terms of caption quality and capability of describing out-of-domain concepts. Finally, our model obtains a new state of the art on both COCO and nocaps.

Keywords: Image Captioning, Vision-and-Language.

*Equal contribution.

1 Introduction

Generating textual descriptions from visual inputs is a fundamental step towards machine intelligence, as it entails modeling the connections between the visual and textual modalities [31,50,64]. As such, the task of image captioning has witnessed considerable attention in recent years. This has led to the development of effective strategies for both feature extraction and cross-modal modeling [2,7,31]. Despite these advances, researchers are still working to endow such models with the ability to describe more real-world concepts – a fundamental requirement for bringing these models into production. Ideally, in fact, a model should be able to describe any object, person, or scene it encounters while maintaining a natural description style.

The issue boils down to the limitations of existing human-annotated datasets like COCO [16,32,63] which, while being high-quality in terms of descriptive style, are limited in terms of semantic variability and size. On the other side, recent efforts have automatically collected large-scale datasets from the web, partially solving the semantic scale issue at the cost of reducing the quality of the annotations [3,38,46,49]. How to exploit such additional richness in semantics and concepts, without paying the price of lower description quality, is still under investigation. While direct training on such datasets can produce captions with low quality [3,46], the recently proposed pre-training paradigm [30,31,64,66] has attempted to exploit weakly labeled data sources either by adopting self-supervised pre-training approaches or by directly training on heterogeneous collections of images and captions pairs. The use of object detections as feature descriptors [2,64], which are usually not scalable to long-tail semantic concepts, could also be a limited choice in light of new multi-modal descriptors [40] which can naturally scale well beyond a predefined set of concepts.

In this paper, we take a step in the direction of a captioner that can describe out-of-domain concepts while maintaining the style and fluency of human collected captions. We propose an architecture that, by design, can induce a separation of content and descriptive style while training on non-uniform data sources, *i.e.* on datasets which have different descriptive styles and semantic coverage. To this end, we exploit the extraction of textual keywords from a large-scale multi-modal architecture, CLIP [40], as pivotal data and train our network in a style-aware manner to foster the transfer of semantic concepts between sources. At generation time, our architecture can replicate a descriptive style of choice. From the point of view of the architecture, we employ an encoder-decoder structure that clearly separates the visual and textual domain, in contrast to the paradigm of employing BERT-like architectures [31,66]. Finally, our model is trained using only language modeling targets and does not require complex pre-training strategies.

Fig. 1 reports some qualitative results obtained by our approach, which we name *Universal Captioner*. Experimentally, we assess the performance of the proposed approach both in a traditional, in-domain, captioning setting [32] as well as in out-of-domain scenarios [1] and on zero-shot description of visual concepts. Our model consistently outperforms existing proposals in terms of

caption quality, surpassing models trained on significantly larger datasets [56]. Overall, our work demonstrates that heterogeneous data sources can be properly used to increase the performance of image captioning systems without requiring complex pre-training pipelines and takes a step forward in the direction of real-world applications.

Contributions. To sum up, our proposal makes the following contributions:

- We propose a framework for learning on non-uniform collections of caption sources, while maintaining a separation between content and descriptive style. This allows the generation of fluent descriptions with out-of-domain concepts, while learning from web-scale data.
- Our approach employs stylistic parameters as a means to separate different descriptive styles and employs textual keywords as pivotal data. Differently from previous literature, we extract keywords from input images by running nearest neighbors searches over a large-scale cross-modal model, CLIP [40], and using a large dictionary of keywords.
- In terms of architecture, we employ a fully-attentive encoder-decoder model that jointly encodes keywords, style, and text, and which is trained with a single objective of prompt language modeling. Further, we employ pre-trained grid-based [10,40] multimodal feature extractors which can directly take raw pixels as input and avoid the need of using object detectors.
- To verify the scaling properties of the proposal, we train on a mixture of hand-collected and web-scale datasets, for a total of 35.7 million images, publicly available. Experimentally, our approach overcomes the state of the art by a significant margin on both in-domain and out-of-domain captioning, as well as zero-shot description. On COCO, our approaches reaches a performance of 150.2 CIDEr points.

2 Related Work

V&L Pre-training. Research on image captioning has jointly focused on modeling the visual encoding pipeline, the language model, and the multimodal connections between them [50]. While traditional approaches have focused on training on curated datasets, the recently emerged pre-training paradigm [4,28,33,51,52,66] aims at learning from weakly labeled or noisy sources. Most of the approaches have employed BERT [9] or Transformer-like architectures in conjunction with self-supervised or sequence learning objectives. The OSCAR [31] model considers triplets of object tags, detections, and captions and trains using a combination of masked token loss and contrastive loss. VinVL [64] employs the same objectives while proposing a better object detector, and trains on 8.85 million text-image pairs. SimVLM [56], instead, uses an encoder-decoder architecture and learns visual features from scratch, training on the large ALIGN [21] dataset. Recent models like LEMON [18] and BLIP [30] have further investigated the scaling properties of captioning models, also adopting custom architectures.

Visual Encoders. In terms of visual encoding, after the emergence of global [23,43,55] and grid-based descriptors [34,58], the use of object detec-



Fig. 2. Samples of human-collected and machine-collected (image, caption) pairs. Pairs on the left side are taken from COCO [32]; those on the right side from CC3M [46], CC12M [3], YFCC100M [53], and WIT [49].

tions [2,64] has become one of the most popular approaches. Indeed, it provides clean visual elements and a partial bridge between the visual and the textual domains. While several works have encoded regions through graph-based encodings [14,60,61], or self-attentive structures [7,20,29,39], the emergence of self-attentive visual encoders [10] and large-scale multi-modal models has enabled new strategies, ranging from training better detectors to having end-to-end visual models trained from scratch [24,57,59,64]. Recently Shen *et al.* [47] showed that features encoded by large-scale multi-modal architectures like CLIP [40] perform at least on par with detection-based approaches.

Content-style separation. Although different works have conditioned caption generation on a specific style [11,15,35,65], there is limited work on the separation of content and style. Recent dataset collection works like Conceptual Captions [3,46] have proposed strategies for filtering lower quality captions so to ensure minimum quality levels. BLIP [30] has explicitly addressed quality assurance in web-scale training by proposing a learnable image-grounded caption filter. To our knowledge, we are the first to address content-style separation as a method for dealing with machine-collected and noisy captions.

3 Method

The goal of an image captioning algorithm is that of modeling an autoregressive distribution probability $p(\mathbf{w}_t | \mathbf{w}_{\tau < t}, \mathbf{V})$, where \mathbf{V} represents an input image and $\{\mathbf{w}_t\}_t$ is the sequence of words comprising the generated caption. This is usually achieved by training a language model conditioned on visual features to mimic ground-truth descriptions.

The relation between images and word sequences, though, is far from being bijective and actually depends on several other factors. The same image, indeed, can be described in different ways, according to intent and descriptive style. Focusing on the descriptive style dependency, we can consider a distribution

$$p(\mathbf{w}_t | \mathbf{w}_{\tau < t}, \mathbf{V}, \theta), \quad (1)$$

where θ is a parameter encoding style. Given a corpus of image-caption pairs $\{(\mathbf{V}_i, \mathbf{W}_i)\}_i$, the style parameter $\theta(\mathbf{V}_i, \mathbf{W}_i)$ is usually not available and should thus be considered a latent variable.

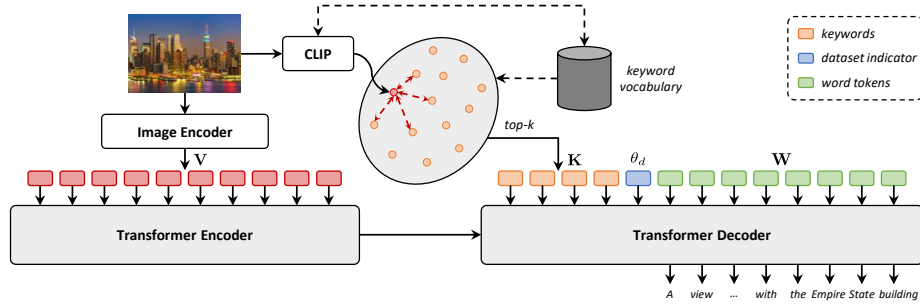


Fig. 3. Illustration of the Universal Captioner approach.

The variance in descriptive style is well testified when comparing machine-collected caption sources like Conceptual Captions [46] or YFCC100M [53] and human-collected sources like COCO [32] or Flickr30k [63]: the latter feature a grammatically correct, constant and generic descriptive style, while the former can be more technical, specific, or comprise hashtags and proper nouns (Fig. 2). At the same time, machine-collected sources are broader in terms of semantic coverage, and thus represent a valuable knowledge source. Following the insight that part of the descriptive style can be identified by considering the kind of dataset from which a training caption comes from, we can decompose the style parameter θ into two parts: a dataset indicator θ_d , which is fully observable and only depends on the kind of dataset, and a latent, caption-specific style vector θ_c which is specific to the particular image-caption pair, *i.e.*:

$$\theta(\mathbf{V}_i, \mathbf{W}_i) = f(\theta_{d,i}, \theta_{c,i}). \quad (2)$$

As optimizing the probability distribution expressed in Eq. 1 would be non-trivial because of θ_c , we only condition our model on θ_d and employ a pivotal quantity to aid the optimization process, *i.e.* a quantity $P(\mathbf{V}_i, \mathbf{W}_i, \theta)$ which is the same for all θ_d and θ_c . As pivotal, we employ textual keywords extracted from the input images. These represent the content of an image in textual form, regardless of the descriptive style of its associated caption and can thus promote an internal model representation which separates content from style.

3.1 Separation of content and style

Extracting textual keywords. Extracting a condensed textual representation of the visual input aims to promote an objective transfer between visual and textual features. The use of textual tags coming from an object detector [2,64] has been a popular choice in previous works, though without considering the style dependency. In our case, given the semantic breadth of web-scale datasets, it is crucial to scale beyond the limitation of object detection classes [26].

To extract keywords, we propose to exploit a multi-modal retrieval model trained on large-scale data, CLIP [40], which can scale well in terms of the number of concepts. Given a dictionary of possible keywords \mathbf{Q} , the set of keywords

for an input image \mathbf{V} is obtained by selecting the k elements in \mathbf{Q} with the highest similarity to \mathbf{V} , according to the matching function defined by the retrieval model itself. In other words, being ϕ the similarity function defined by the cross-modal model, the set of keywords for \mathbf{V} is computed as

$$\mathbf{K} = \underset{q \in \mathbf{Q}}{\operatorname{argtop-}k} \phi(\mathbf{V}, q), \quad (3)$$

where $\operatorname{argtop-}k_{x \in \mathcal{S}} f(x)$ returns the elements in \mathcal{S} which produce the k largest values in $\{f(x), x \in \mathcal{S}\}$. For efficiency reasons, we optimize this process using an index for similarity search [22].

To ensure a sufficient semantic coverage with respect to the semantic distribution of the pre-training dataset, \mathbf{Q} must be large enough. In our case, we construct \mathbf{Q} with the set of all unigrams found in the OpenWebText corpus, a publicly available clone of OpenAI’s WebText dataset [41] and which contains around 38GB of text data. Compared to the tags extracted from oversampled regions [2,64], the keywords we extract do not refer to local regions of the input image, but rather correspond to the image as a whole and have an increased richness in semantics, which can also contain universally recognizable proper nouns and concepts.

Dataset indicator. To aid the generation process and separate content from style, we give the model full awareness of the kind of dataset to which every training caption belongs. The dataset indicator is implemented by employing a learnable token embedding, which can be concatenated to the representation of the keywords. In practice, at training time we employ two dataset indicators: one for human-collected sources and one for machine-collected sources.

3.2 Architecture

Universal Captioner represents each training image-caption pair as a quadruple of image, text, keywords, and dataset indicator $(\mathbf{V}, \mathbf{W}, \mathbf{K}, \theta_d)$, where \mathbf{V} is encoded with a set of fixed-length visual descriptors. The text input, including the caption and objects tags, are tokenized lower-cased Byte Pair Encoding (BPE) [45] with a vocabulary of 49,152 tokens.

For multimodal fusion, we employ an encoder-decoder Transformer [54] architecture where each layer of the encoder employs multi-head self-attention (MSA) and feed-forward layers, and each layer of the decoder employs multi-head self- and cross-attention (MSCA) and feed-forward layers. To enable text generation, the decoder employs sequence-to-sequence attention masks in each self-attention layer. The visual descriptors $\mathbf{V} = \{\mathbf{v}_i\}_{i=1}^N$ are encoded via bi-directional attention in the encoder, while textual keyword tokens $\mathbf{K} = \{\mathbf{k}_i\}_{i=1}^M$, token embeddings of the caption $\mathbf{W} = \{\mathbf{w}_i\}_{i=1}^L$, and the dataset indicator θ_d are inputs of the decoder, where N , M , and L indicates the number of visual embeddings, keywords, and caption tokens respectively. The overall network operates

according to the following schema:

$$\begin{aligned}
 \text{encoder} \quad & \tilde{\mathbf{v}}_i = \text{MSA}(\mathbf{v}_i, \mathbf{V}) \\
 & \mathbf{O}_{\mathbf{k}_i} = \text{MSCA}(\mathbf{k}_i, \tilde{\mathbf{V}}, \mathbf{K}) \\
 \text{decoder} \quad & \mathbf{O}_{\theta_d} = \text{MSCA}(\theta_d, \tilde{\mathbf{V}}, \mathbf{K} \cup \theta_d) \\
 & \mathbf{O}_{\mathbf{w}_i} = \text{MSCA}(\mathbf{w}_i, \tilde{\mathbf{V}}, \mathbf{K} \cup \theta_d \cup \{\mathbf{w}_t\}_{t=1}^i),
 \end{aligned}$$

where \mathbf{O} indicates the network output, $\text{MSA}(\mathbf{x}, \mathbf{Y})$ a self-attention with \mathbf{x} mapped to query and \mathbf{Y} mapped to key-values, and $\text{MSCA}(\mathbf{x}, \mathbf{Y}, \mathbf{Z})$ a self-attention with \mathbf{x} as query and \mathbf{Z} as key-values, followed by a cross-attention with \mathbf{x} as query and \mathbf{Y} as key-values. \cup indicates concatenation, and we omit feed-forward layers and the dependency between consecutive layers for ease of notation.

Unlike a traditional decoder, the network is only trained to predict a left-shifted version of the caption tokens \mathbf{W} , while the sequence $\mathbf{K} \cup \theta_d$ is treated as a prompt. Differently from prompting in pre-trained language models [41,12], this prompting strategy is explicitly employed while training the network. Further, in contrast to previous V&L pre-training works which adopted a bidirectional Masked Language Modeling objective, which tends to be suboptimal for sequence generation, we train our network by following an unidirectional language modeling loss based on cross-entropy, *i.e.*

$$\mathcal{L} = -\mathbb{E}_{(\mathbf{v}, \mathbf{w}) \sim \mathcal{D}} \left(\sum_{t=1}^L \log p(\mathbf{O}_{\mathbf{w}_t} | \mathbf{V}, \mathbf{K}, \theta_d, \mathbf{w}_{\tau < t}) \right), \quad (4)$$

where \mathcal{D} indicates the training dataset.

Inference. Once the model is trained, predictions are conditioned on the dataset indicator θ_d , which can be chosen according to the desired generation style. Given keywords and dataset indicator, at each time step t the model samples a token $\hat{\mathbf{w}}_t$ from the output probability distribution. This is then concatenated to previously predicted tokens to form a sequence $\{\hat{\mathbf{w}}_\tau\}_{\tau=1}^t$ which is employed as the input for the next iteration. Since the representation of output tokens does not depend on subsequent tokens, the past intermediate representations are kept in memory to avoid repeated computation and increase efficiency at prediction time.

3.3 Visual features

To obtain the set of visual features \mathbf{V} for an image, we employ a visual encoder pre-trained to match vision and language [40]. Compared to using features extracted from object detectors [18,31,64], our strategy is beneficial both in terms of computational efficiency (as it does not require an external object detector) and in terms of feature quality.

Specifically, we use one of the Vision Transformer encoders proposed in CLIP [40]. In the original formulation, activations from the last layer of encoder are discarded, except for those generated by the first query of the input

Table 1. Statistics on our pre-training corpus.

Source	Type	# Images	# Words	# Words in 0.1% Tail	Length (mean \pm std)
COCO	Human annotations	112k	26,815	5,947	10.50 \pm 2.42
Flickr30k	Human annotations	29k	17,798	1,793	12.34 \pm 5.21
Open Images	Generated (COCO style)	1.7M	7,693	4,050	10.09 \pm 1.59
SBU	Photo descriptions	875k	222,393	10,053	12.20 \pm 6.10
WIT	Wikipedia descriptions	3.1M	905,095	281,32	9.21 \pm 8.49
CC3M	Alt-texts	3.1M	47,422	21,100	9.58 \pm 4.30
CC12M	Alt-texts	12.2M	450,594	189,792	18.28 \pm 13.59
YFCC100M	Alt-texts	14.6M	2,384,078	383,942	26.31 \pm 70.48
Overall		35.7M	3,180,785	666,519	19.40 \pm 47.11

sequence, which are used to form a global descriptor. While global image vectors coming from CLIP have been used in concurrent captioning works [37], we instead employ the entire grid of features coming from the layer, so to preserve spatial awareness and a better feature granularity.

3.4 Pre-training corpus

We train on a mixture of datasets with image-caption pairs, which are heterogeneous in terms of style and semantics. Our sources are reported in Table 1. In addition to COCO [32] and Flickr30k [63], we use SBU [38] which contains captions automatically collected from the Flickr website, plus the full Conceptual Captions 3M [46] and 12M [3] datasets. Both were obtained by cleaning Image alt-text pairs from the web; after downloading, our snapshot of these two datasets contains a total of around 15.3 million pairs. In addition, we employ the Wikipedia-based Image Text (WIT) dataset [49], which provides images extracted from Wikipedia together with various metadata extracted from their corresponding pages such as alt texts and reference descriptions. In this case, we filter all English pages and use the caption of each image as text source. After cleaning, we get about 3.1M pairs. Finally, we also add a subset of YFCC100M [53] with image descriptions and containing around 14.6M pairs. Following [64], we also augment the dataset with 1.7M images from Open Images [27], automatically annotated with captions generated from VinVL [64].

Overall, our corpus has three key features: *(i)* differently from the datasets employed in concurrent works [31,64], it contains only data for the image-captioning task, thus neglecting the use of data from ancillary tasks such as VQA or GQA; *(ii)* it is made of publicly available data, thus allowing reproducibility, and does not employ proprietary data [21,56]; *(iii)* overall, it contains 35.7 million images, around 3.2M unique unigrams and 0.6M long-tail words (*i.e.* that lie in the 0.1% of the distribution tail), making it sufficiently large and diverse to perform web-scale analyses on image captioning.

4 Experimental Evaluation

We conduct extensive experiments to validate the architectural choices behind Universal Captioner, and compare its performances with state-of-the-art solutions in both traditional image captioning and out-of-domain image description.

4.1 Setup

We devise four model configurations of our captioner, varying the number of decoding layers L , model dimensionality d , and number of attention heads H , taking loose inspiration from those used in BERT [9]: Tiny ($L = 3$, $d = 384$, $H = 6$, 52M params), Small ($L = 6$, $d = 512$, $H = 8$, 87M params), Base ($L = 12$, $d = 768$, $H = 12$, 213M params), and Large ($L = 24$, $d = 1024$, $H = 16$, 545M params). For all models, we employ CLIP-ViT-L/14 [40] as visual feature and keyword extractor, three layers in the visual encoder and five textual keywords. We employ classic sinusoidal positional encodings [54] to represent word positions. For efficiency, the maximum sequence length of the decoder is capped at 80.

During training, we employ the dataset indicator for human-collected sources when dealing with samples from COCO, Flickr30k, and Open Images, and the one for machine-collected sources when dealing with SBU, WIT, CC3M, CC12M, and YFCC100M. During generation, unless otherwise stated we set the dataset indicator θ_d equal to the token embedding employed for human-collected sources, as they contain fluent captions with an high-quality descriptive style.

Pre-training is performed using the LAMB optimizer [62] and following the learning rate scheduling strategy of [54] with a warmup equal to 6,000 iterations and multiplying the resulting learning rate by a factor of 5. We use a minibatch size of 1,080. ZeRo memory offloading [42] and mixed-precision [36] were used to accelerate training and save memory. After pre-training, we fine-tune using SCST. During SCST fine-tuning, performed on COCO only, we employ the variant proposed in [7] that sets the baseline reward equal to the mean of rewards of generated captions inside a beam. In this phase, we use the Adam optimizer [25], a batch size equal to 80, and a fixed learning rate of 5×10^{-6} .

4.2 Captioning performance

We compare our full model with recent models trained on web-scale data, *i.e.* OSCAR [31], VinVL [64], SimVLM [56], BLIP [30], and LEMON [18]. VinVL is currently the state-of-the-art among models using publicly available external data, while SimVLM and LEMON have employed proprietary data for scalability reasons (1.8B and 200M images, respectively).

Performance on COCO. We first assess the performances of our approach on COCO. Results are reported in Table 2, in a single model setting. We notice that, on COCO, Universal Captioner outperforms existing approaches employing the pre-training paradigm like OSCAR, VinVL, SimVLM, BLIP, and LEMON. For instance, UniversalCap^{tiny}, trained on our full pre-training corpus, achieves 148.7 CIDEr points, overcoming the performance of OSCAR, SimVLM, BLIP, and LEMON in their “Base”, “Large” and “Huge” configurations according to the CIDEr metric, which has the highest correlation with human judgment. Larger models further augment the performances, up to 150.2 CIDEr points, confirming that increasing the model size helps to generate better captions on

Table 2. Comparison with the state of the art on the COCO Karpathy-test split in a single model setting. Numbers between parentheses indicate additional data used for visual features and keywords learning.

	Training Images	B-4	M	R	C	S
OSCAR ^{base} [31]	4.1M (+98k)	40.5	29.7	-	137.6	22.8
OSCAR ^{large} [31]	4.1M (+98k)	41.7	30.6	-	140.0	24.5
VinVL ^{base} [64]	5.7M (+2.5M)	40.9	30.9	-	140.6	25.1
VinVL ^{large} [64]	5.7M (+2.5M)	41.0	31.1	-	140.9	25.2
UniversalCap ^{tiny}	5.8M (+400M)	43.0	31.1	61.3	147.2	24.9
UniversalCap ^{small}	5.8M (+400M)	42.5	31.3	61.3	147.5	25.2
UniversalCap ^{base}	5.8M (+400M)	43.3	31.4	61.7	147.8	25.4
BLIP ^{base} [30]	129M (+1.2M)	39.7	-	-	133.3	-
BLIP ^{large} [30]	129M (+1.2M)	40.4	-	-	136.7	-
SimVLM ^{base} [56]	1.8B	39.0	32.9	-	134.8	24.0
SimVLM ^{large} [56]	1.8B	40.3	33.4	-	142.6	24.7
SimVLM ^{huge} [56]	1.8B	40.6	33.7	-	143.3	25.4
LEMON ^{base} [18]	200M (+2.5M)	41.6	31.0	-	142.7	25.1
LEMON ^{large} [18]	200M (+2.5M)	42.3	31.2	-	144.3	25.3
LEMON ^{huge} [18]	200M (+2.5M)	42.6	31.4	-	145.5	25.5
UniversalCap ^{tiny}	35.7M (+400M)	42.9	31.0	61.2	148.7	24.6
UniversalCap ^{small}	35.7M (+400M)	42.6	31.2	61.3	148.8	25.0
UniversalCap ^{base}	35.7M (+400M)	42.9	31.4	61.4	149.7	25.0
UniversalCap ^{large}	35.7M (+400M)	42.9	31.5	61.6	150.2	25.2

in-domain data. We further notice that this accounts as a new state of the art on COCO, according to BLEU-4, ROUGE and CIDEr metrics.

Performances on nocaps. We then evaluate the capabilities of our model on the nocaps dataset [1], which contains out-of-domain images with respect to COCO. For fair comparison, we compare with VinVL [64] when trained on web-scale data and fine-tuned with SCST.

Table 3 reports the results for both the validation and test sets. As it can be seen, Universal Captioner can overcome the performances of previous approaches when describing concepts from nocaps, which confirms the appropriateness of the strategies we employ for separating content and style on out-of-domain data. Further, our models achieve better performance using fewer parameters than competitors. UniversalCap^{tiny}, for instance, achieves 116.3 CIDEr points on the validation set, compared to 105.1 CIDEr points achieved by VinVL^{large} and 112.2 CIDEr points achieved by SimVLM^{huge}, while UniversalCap^{small} achieves 119.0 CIDEr points, compared to 117.3 achieved by LEMON^{huge}. This suggests that previous pre-training strategies could benefit from content-style separation and from the usage of keywords and descriptors extracted from multi-modal models. Noticeably, the performances on the out-of-domain portion of nocaps increase as the dimensionality of the model increases, from 115.8 to 123.4 when comparing UniversalCap^{tiny} to UniversalCap^{large}, with a relative improvement of 6.6%.

The same behavior is observable also on the nocaps test set, where Universal Captioner consistently outperforms other approaches. Finally, we notice that Universal Captioner can outperform SimVLM in this setting as well, despite being trained on significantly fewer data (35.7M images for the captioner, plus 400M images for CLIP). For instance, in the out-of-domain portion of the

Table 3. Results on the nocaps dataset.

		Validation Set							
		in-domain		near-domain		out-of-domain		overall	
	Training Images	CIDEr	SPICE	CIDEr	SPICE	CIDEr	SPICE	CIDEr	SPICE
OSCAR [31]	112k (+98k)	85.4	11.9	84.0	11.7	80.3	10.0	83.4	11.4
VIVO [19]	112k (+98k)	92.2	12.9	87.8	12.6	87.5	11.5	88.3	12.4
VinVL [64]	112k (+2.5M)	103.7	13.7	95.6	13.4	83.8	11.9	94.3	13.1
VinVL ^{base} [64]	5.7M (+2.5M)	112.4	14.7	104.2	14.3	93.1	12.7	103.1	14.1
VinVL ^{large} [64]	5.7M (+2.5M)	115.3	15.2	105.6	14.7	96.1	13.0	105.1	14.4
LEMON ^{large} [18]	12.0M (+2.5M)	103.6	14.4	101.1	13.8	102.7	12.6	101.8	13.6
UniversalCap ^{tiny}	5.8M (+400M)	121.5	15.0	115.6	14.8	111.3	13.5	115.6	14.6
UniversalCap ^{small}	5.8M (+400M)	120.5	15.5	117.3	15.3	111.7	13.9	116.6	15.0
UniversalCap ^{base}	5.8M (+400M)	122.3	15.6	118.0	15.4	116.6	14.4	118.3	15.2
BLIP ^{base} [30]	129M (+1.2M)	111.8	14.9	108.6	14.8	111.5	14.2	109.6	14.7
BLIP ^{large} [30]	129M (+1.2M)	114.9	15.2	112.1	14.9	115.3	14.4	113.2	14.8
SimVLM ^{huge} [56]	1.8B	113.7	-	110.9	-	115.2	-	112.2	-
LEMON ^{large} [18]	200M (+2.5M)	116.9	15.8	113.3	15.1	111.3	14.0	113.4	15.0
LEMON ^{huge} [18]	200M (+2.5M)	118.0	15.4	116.3	15.1	120.2	14.5	117.3	15.0
UniversalCap ^{tiny}	35.7M (+400M)	122.2	14.9	115.1	14.6	115.8	13.6	116.3	14.4
UniversalCap ^{small}	35.7M (+400M)	124.5	15.1	118.4	15.0	116.8	13.9	119.0	14.8
UniversalCap ^{base}	35.7M (+400M)	124.8	15.3	119.8	15.2	120.3	14.5	120.6	15.1
UniversalCap ^{large}	35.7M (+400M)	123.2	15.0	121.5	15.3	123.4	14.4	122.1	15.0

		Test Set							
		in-domain		near-domain		out-of-domain		overall	
	Training Images	CIDEr	SPICE	CIDEr	SPICE	CIDEr	SPICE	CIDEr	SPICE
VinVL ^{base} [64]	5.7M (+2.5M)	104.8	14.8	102.9	14.4	85.8	12.5	100.1	14.1
VinVL ^{large} [64]	5.7M (+2.5M)	107.4	14.9	106.2	14.7	91.0	12.9	103.7	14.4
UniversalCap ^{tiny}	5.8M (+400M)	115.2	15.3	115.3	15.0	106.3	13.7	113.7	14.8
UniversalCap ^{small}	5.8M (+400M)	117.2	15.8	115.3	15.1	107.1	14.0	114.1	15.0
UniversalCap ^{base}	5.8M (+400M)	116.2	15.5	117.4	15.4	110.2	14.4	116.0	15.2
SimVLM ^{huge} [56]	1.8B	109.0	14.6	110.8	14.6	109.5	13.9	110.3	14.5
LEMON ^{large} [18]	200M (+2.5M)	111.2	15.6	112.3	15.2	105.0	13.6	110.9	15.0
LEMON ^{huge} [18]	200M (+2.5M)	112.8	15.2	115.5	15.1	110.1	13.7	114.3	14.9
UniversalCap ^{tiny}	35.7M (+400M)	113.9	14.7	115.3	14.7	107.4	13.3	113.7	14.4
UniversalCap ^{small}	35.7M (+400M)	117.6	15.3	118.0	15.0	113.3	13.7	117.1	14.8
UniversalCap ^{base}	35.7M (+400M)	118.6	15.5	120.4	15.4	114.0	14.1	119.1	15.2
UniversalCap ^{large}	35.7M (+400M)	118.9	15.4	120.6	15.3	114.3	14.1	119.3	15.1

dataset, Universal Captioner achieves 114.3 CIDEr points, compared to 109.5 CIDEr points achieved by SimVLM^{huge}.

4.3 Ablation and Analysis

Influence of data scaling. We report the performance of our models when the captioner is trained with only 5.8M images, in Tables 2 and 3. In this case, we employ the same datasets used for generation in VinVL, excluding VQA sources. Compared to VinVL and LEMON (when trained on 12.0M images), our models outperform the previous approaches both on in-domain and out-of-domain captioning. Nevertheless, scaling from 5.8M to 35.7M images brings a significant improvement, from 147.8 to 150.2 CIDEr points on COCO, and from 118.3 to 122.1 CIDEr points on nocaps.

Separation of content and style. In Table 4 we investigate the role of CLIP-based keywords and content-style separation. We notice, in-line with previous

Table 4. Ablation study on the COCO Karpathy-test split and nocaps validation split, using the “Tiny”, “Small”, and “Base” configurations.

	Web-Scale Training	Keywords	Indicator θ_d	COCO					nocaps	
				B-4	M	R	C	S	C	S
	-	-	-	40.6	30.0	59.9	139.4	23.9	88.9	12.6
	✓	✓	MC	30.7	22.6	46.9	104.9	17.7	98.7	13.1
	✓	-	-	42.7	30.6	60.8	146.4	24.2	109.5	13.6
	✓	✓	-	42.7	30.8	61.1	146.7	24.3	109.8	13.7
UniversalCap^{tiny}	✓	✓	HC	42.9	31.0	61.2	148.7	24.6	116.3	14.4
	-	-	-	40.9	30.5	60.2	141.7	24.5	89.1	12.8
	✓	✓	MC	28.1	21.2	43.9	98.0	16.9	102.9	13.9
	✓	-	-	42.3	31.0	60.9	147.7	24.7	112.0	14.2
	✓	✓	-	42.4	31.0	61.1	148.2	24.7	113.7	14.4
UniversalCap^{small}	✓	✓	HC	42.6	31.2	61.3	148.8	25.0	119.0	14.8
	-	-	-	41.4	30.3	60.3	142.3	24.1	89.3	12.6
	✓	✓	MC	28.2	21.4	43.9	97.9	17.1	103.2	14.0
	✓	-	-	42.4	31.2	61.2	147.8	25.0	114.4	14.8
	✓	✓	-	42.5	31.3	61.2	149.1	25.0	116.4	14.9
UniversalCap^{base}	✓	✓	HC	42.9	31.4	61.4	149.7	25.0	120.6	15.1

Table 5. Comparison with different tags sources on the COCO Karpathy-test split and nocaps validation split. All models are trained on the COCO dataset only.

	Tags/Keywords	COCO					nocaps	
		B-4	M	R	C	S	C	S
	-	40.6	30.0	59.9	139.4	23.9	88.9	12.6
	OSCAR [31]	41.0	30.2	60.1	141.1	23.9	89.9	12.5
	VinVL [64]	40.8	30.3	60.1	140.3	24.0	89.9	12.7
UniversalCap^{tiny}	Ours	41.2	30.4	60.2	141.9	24.1	90.7	12.7

literature, that adding keywords alone provides an improvement which is especially evident on out-of-domain captioning and with large models. The combination of keywords and the dataset indicator θ_d for human-collected style (HC), instead, further boosts performances on all model configurations. For instance, when using the Tiny configuration, it increases COCO performances from 146.4 CIDEr points to 148.7. The same improvement is maintained when increasing model size, *e.g.* the Base configuration moves from 147.8 to 149.7 CIDEr points. Also in this case, the improvement is more significant on nocaps, where the Base configuration is improved from 114.4 to 120.6 CIDEr points.

We also assess the significance of the dataset indicator value. To this aim, we extract captions generated by our method when fed with the dataset indicator for machine-collected sources (MC), to simulate a style closer to automatically collected datasets. Results are reported again in Table 4. As it can be seen, altering the dataset indicator significantly reduces the quality of the generation on both COCO and nocaps, highlighting that the model has learned to mimic a COCO-like description style when fed with the COCO dataset indicator.

Role of textual keywords. We compare the proposed CLIP-based textual keywords with existing alternatives: tags extracted from a Faster R-CNN detector trained on Visual Genome [26] (used, among others, in OSCAR) and tags extracted from a ResNeXt-152 C4, trained on the same data used in VinVL. Results are reported in Table 5, in which we train separate models with dif-

Table 6. Zero-shot performances on the VizWiz [16] test split and the TextCaps [48] validation split.

	Zero-Shot	Training Images	VizWiz					TextCaps				
			B-4	M	R	C	S	B-4	M	R	C	S
Up-Down [2]	✓	112k (+98k)	11.3	12.6	35.8	18.9	5.8	12.4	13.3	33.7	24.2	8.7
AoANet [20]	✓	112k (+98k)	13.2	13.4	37.6	19.4	6.2	18.1	17.7	41.4	32.3	11.2
Up-Down [2]	✗	23k/22k (+98k)	19.8	18.4	43.2	49.7	12.2	20.1	17.8	42.9	41.9	11.7
AoANet [20]	✗	23k/22k (+98k)	23.2	20.3	47.1	60.5	14.0	20.4	18.9	42.9	42.7	13.2
VinVL ^{base} [64]	✓	5.7M (+2.5M)	16.9	15.8	41.1	34.7	9.9	17.3	16.5	38.9	41.2	13.1
VinVL ^{large} [64]	✓	5.7M (+2.5M)	17.4	16.3	41.7	37.7	10.3	17.5	16.6	38.9	41.9	13.1
UniversalCap ^{tiny}	✓	5.8M (+400M)	22.5	18.7	45.7	57.0	14.1	20.5	17.9	41.0	53.0	14.6
UniversalCap ^{small}	✓	5.8M (+400M)	22.2	18.9	45.5	58.9	14.2	20.7	18.1	41.0	54.3	14.7
UniversalCap ^{base}	✓	5.8M (+400M)	22.5	19.2	45.9	60.2	14.9	20.6	18.2	41.3	55.3	15.0
UniversalCap ^{tiny}	✓	35.7M (+400M)	23.6	19.3	46.4	65.3	14.8	20.7	18.0	41.1	58.6	14.5
UniversalCap ^{small}	✓	35.7M (+400M)	24.5	19.9	47.3	70.9	15.5	21.9	18.9	42.3	66.1	15.4
UniversalCap ^{base}	✓	35.7M (+400M)	25.4	20.4	47.6	74.2	16.4	22.6	19.1	42.3	67.1	15.7
UniversalCap ^{large}	✓	35.7M (+400M)	25.7	20.3	47.9	76.0	16.3	23.5	19.4	42.8	69.9	15.8

Table 7. Long-tail description performances on the validation splits of nocaps, Open Images, ImageNet-21K and Conceptual Capions 3M.

	Training Images	Open Images				ImageNet-21K				CC3M		
		CLIP-S	Cov	Long-tail Words	Named Entities	CLIP-S	Cov	Long-tail Words	Named Entities	CLIP-S	Words	Named Entities
VinVL ^{base} [64]	5.7M (+2.5M)	0.708	0.610	149	57	0.696	0.637	149	64	0.707	84	46
VinVL ^{large} [64]	5.7M (+2.5M)	0.715	0.610	186	68	0.705	0.635	194	72	0.711	95	45
UniversalCap ^{tiny}	5.8M (+400M)	0.732	0.607	444	128	0.738	0.705	597	136	0.746	569	111
UniversalCap ^{small}	5.8M (+400M)	0.739	0.611	625	156	0.743	0.708	789	153	0.751	651	123
UniversalCap ^{base}	5.8M (+400M)	0.741	0.610	625	179	0.747	0.710	830	171	0.754	665	124
UniversalCap ^{tiny}	35.7M (+400M)	0.732	0.607	663	213	0.733	0.706	764	178	0.751	580	167
UniversalCap ^{small}	35.7M (+400M)	0.740	0.610	751	221	0.743	0.711	848	195	0.754	562	162
UniversalCap ^{base}	35.7M (+400M)	0.744	0.611	886	251	0.749	0.712	1,150	261	0.755	589	207
UniversalCap ^{large}	35.7M (+400M)	0.744	0.614	945	287	0.752	0.709	1,155	275	0.755	657	212

ferent keywords, on COCO only. As it can be seen, employing tags extracted from a CLIP-based model improves caption quality on both COCO and nocaps, bringing an improvement of around 0.8 CIDEr points with respect to the existing alternatives. This further confirms the appropriateness of using large-scale multi-modal models as a bridge between vision and language.

Zero-shot performances on VizWiz and TextCaps. One of the benefits of scaling to web-scale data is zero-shot generalization. We consider the VizWiz dataset [16], which contains images originating from blind people, and TextCaps [48], with images containing text. Both of them represent distinct visual and semantic distributions from the COCO ones. Table 6 shows a comparison when using Up-Down [2] and AoANet [20] in a zero-shot manner trained on COCO, and when finetuning them on the aforementioned datasets. We also compare with the “Base” and “Large” configurations of VinVL [64]. As shown, Universal Captioner consistently outperforms the performances of Up-Down [2] and AoANet [20] when evaluated in a zero-shot setting. Interestingly, it also overcomes these approaches when trained or finetuned on VizWiz and TextCaps, confirming that the model is capable of properly transferring semantic concepts learned from web-scale data. Universal Captioner also beats the performances of VinVL in both configurations by a significant margin, reaching 76.0 and 69.9 CIDEr points on VizWiz and TextCaps, respectively, compared to 37.7 and 41.9.

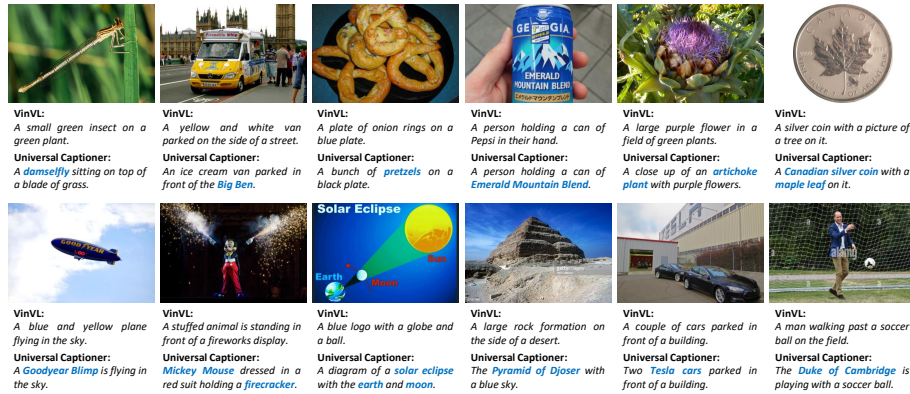


Fig. 4. Sample descriptions on nocaps (top), Open Images and CC3M (bottom).

Long-tail description. We assess the capability of our approach to name concepts in image collections that do not contain curated captions. To this aim, we conduct analyses on the validation sets of three datasets with large variety of visual concepts, *i.e.* Open Images V6 [27] (subset with Bounding Boxes), ImageNet-21K [8,44], and CC3M [46]. We evaluate captions quality using the CLIP-Score metric [17] which is based on CLIP embeddings and does not require ground-truth captions and has high correlation with human judgments. We notice that, although the metrics is based on CLIP, it employs a different visual encoder than ours (*i.e.* ViT-B/32). Further, we employ a coverage-based metric inspired from [5,6] between ground-truth detections or class annotations and the predicted caption. To measure the extent and quality of the vocabulary employed by the captioner, we also count the number of unique words which do not appear in COCO at least 5 times, and the number of named entities.

Table 7 shows the results, in comparison with VinVL [64]. Our approach outperforms VinVL when describing images from all three datasets. Further, it is capable of naming significantly more words that are outside of COCO (1,155 unique out-of-COCO words, compared to 194 named by VinVL on ImageNet-21K). Universal Captioner also consistently generates more named entities than VinVL, which suggests an improved degree of specificity. Finally, we report sample descriptions generated on nocaps, Open Images, and CC3M in Figure 4.

5 Conclusion

We proposed Universal Captioner, an approach for captioning images with fluent descriptions while training on non-uniform data sources. Our approach relies on the explicit separation of content and style and the usage of CLIP-based textual keywords as pivotal data, and allows to learn from web-scale noisy sources while maintaining a fluent descriptive style. Experimentally, it achieves state-of-the-art results on different datasets and both in in-domain and out-of-domain image captioning.

Acknowledgment

We thank CINECA, the Italian Supercomputing Center, for providing computational resources. This work has been supported by “Fondazione di Modena”, by the “Artificial Intelligence for Cultural Heritage (AI4CH)” project, co-funded by the Italian Ministry of Foreign Affairs and International Cooperation, and by the H2020 ICT-48-2020 HumanE-AI-NET and H2020 MSCA “PERSEO - European Training Network on PErsonalized Robotics as SErvice Oriented applications” projects.

References

1. Agrawal, H., Desai, K., Chen, X., Jain, R., Batra, D., Parikh, D., Lee, S., Anderson, P.: nocaps: novel object captioning at scale. In: ICCV (2019)
2. Anderson, P., He, X., Buehler, C., Teney, D., Johnson, M., Gould, S., Zhang, L.: Bottom-up and top-down attention for image captioning and visual question answering. In: CVPR (2018)
3. Changpinyo, S., Sharma, P., Ding, N., Soricut, R.: Conceptual 12M: Pushing Web-Scale Image-Text Pre-Training To Recognize Long-Tail Visual Concepts. In: CVPR (2021)
4. Chen, Y.C., Li, L., Yu, L., El Kholy, A., Ahmed, F., Gan, Z., Cheng, Y., Liu, J.: UNITER: Learning UNiversal Image-TExt Representations (2019)
5. Cornia, M., Baraldi, L., Cucchiara, R.: Show, Control and Tell: A Framework for Generating Controllable and Grounded Captions. In: CVPR (2019)
6. Cornia, M., Baraldi, L., Cucchiara, R.: SMArT: Training Shallow Memory-aware Transformers for Robotic Explainability. In: ICRA (2020)
7. Cornia, M., Stefanini, M., Baraldi, L., Cucchiara, R.: Meshed-Memory Transformer for Image Captioning. In: CVPR (2020)
8. Deng, J., Dong, W., Socher, R., Li, L.J., Li, K., Fei-Fei, L.: ImageNet: A large-scale hierarchical image database. In: CVPR (2009)
9. Devlin, J., Chang, M.W., Lee, K., Toutanova, K.: BERT: Pre-training of deep bidirectional transformers for language understanding. NAACL (2018)
10. Dosovitskiy, A., Beyer, L., Kolesnikov, A., Weissenborn, D., Zhai, X., Unterthiner, T., Dehghani, M., Minderer, M., Heigold, G., Gelly, S., Uszkoreit, J., Houlsby, N.: An Image is Worth 16x16 Words: Transformers for Image Recognition at Scale. In: ICLR (2021)
11. Gan, C., Gan, Z., He, X., Gao, J., Deng, L.: Stylenet: Generating attractive visual captions with styles. In: CVPR (2017)
12. Gao, T., Fisch, A., Chen, D.: Making Pre-trained Language Models Better Few-shot Learners. In: ACL (2021)
13. Glorot, X., Bengio, Y.: Understanding the difficulty of training deep feedforward neural networks. In: Proceedings of the thirteenth international conference on artificial intelligence and statistics. pp. 249–256. JMLR Workshop and Conference Proceedings (2010)
14. Guo, L., Liu, J., Tang, J., Li, J., Luo, W., Lu, H.: Aligning Linguistic Words and Visual Semantic Units for Image Captioning. In: ACM Multimedia (2019)
15. Guo, L., Liu, J., Yao, P., Li, J., Lu, H.: Mscap: Multi-style image captioning with unpaired stylized text. In: CVPR (2019)

16. Gurari, D., Zhao, Y., Zhang, M., Bhattacharya, N.: Captioning Images Taken by People Who Are Blind. In: ECCV (2020)
17. Hessel, J., Holtzman, A., Forbes, M., Bras, R.L., Choi, Y.: CLIPScore: A Reference-free Evaluation Metric for Image Captioning. arXiv preprint arXiv:2104.08718 (2021)
18. Hu, X., Gan, Z., Wang, J., Yang, Z., Liu, Z., Lu, Y., Wang, L.: Scaling Up Vision-Language Pre-training for Image Captioning. arXiv preprint arXiv:2111.12233 (2021)
19. Hu, X., Yin, X., Lin, K., Wang, L., Zhang, L., Gao, J., Liu, Z.: VIVO: Visual Vocabulary Pre-Training for Novel Object Captioning. AAAI (2020)
20. Huang, L., Wang, W., Chen, J., Wei, X.Y.: Attention on Attention for Image Captioning. In: ICCV (2019)
21. Jia, C., Yang, Y., Xia, Y., Chen, Y.T., Parekh, Z., Pham, H., Le, Q.V., Sung, Y., Li, Z., Duerig, T.: Scaling Up Visual and Vision-Language Representation Learning With Noisy Text Supervision. In: ICML (2021)
22. Johnson, J., Douze, M., Jégou, H.: Billion-scale similarity search with gpus. IEEE Transactions on Big Data **7**(3), 535–547 (2019)
23. Karpathy, A., Fei-Fei, L.: Deep visual-semantic alignments for generating image descriptions. In: CVPR (2015)
24. Kim, W., Son, B., Kim, I.: ViLT: Vision-and-Language Transformer Without Convolution or Region Supervision. In: ICML (2021)
25. Kingma, D.P., Ba, J.: Adam: A Method for Stochastic Optimization. In: ICLR (2015)
26. Krishna, R., Zhu, Y., Groth, O., Johnson, J., Hata, K., Kravitz, J., Chen, S., Kalantidis, Y., Li, L.J., Shamma, D.A., Bernstein, M., Fei-Fei, L.: Visual Genome: Connecting Language and Vision Using Crowdsourced Dense Image Annotations. IJCV **123**(1), 32–73 (2017)
27. Kuznetsova, A., Rom, H., Alldrin, N., Uijlings, J., Krasin, I., Pont-Tuset, J., Kamali, S., Popov, S., Mallocci, M., Kolesnikov, A., Ferrari, V.: The Open Images Dataset V4. IJCV **128**(7), 1956–1981 (2020)
28. Li, G., Duan, N., Fang, Y., Gong, M., Jiang, D.: Unicoder-VL: A Universal Encoder for Vision and Language by Cross-Modal Pre-Training. In: AAAI (2020)
29. Li, G., Zhu, L., Liu, P., Yang, Y.: Entangled Transformer for Image Captioning. In: ICCV (2019)
30. Li, J., Li, D., Xiong, C., Hoi, S.: BLIP: Bootstrapping Language-Image Pre-training for Unified Vision-Language Understanding and Generation. arXiv preprint arXiv:2201.12086 (2022)
31. Li, X., Yin, X., Li, C., Zhang, P., Hu, X., Zhang, L., Wang, L., Hu, H., Dong, L., Wei, F., et al.: Oscar: Object-Semantics Aligned Pre-training for Vision-Language Tasks. In: ECCV (2020)
32. Lin, T.Y., Maire, M., Belongie, S., Hays, J., Perona, P., Ramanan, D., Dollár, P., Zitnick, C.L.: Microsoft COCO: Common Objects in Context. In: ECCV (2014)
33. Lu, J., Batra, D., Parikh, D., Lee, S.: ViLBERT: Pretraining Task-Agnostic Vision-linguistic Representations for Vision-and-Language Tasks. In: NeurIPS (2019)
34. Lu, J., Xiong, C., Parikh, D., Socher, R.: Knowing when to look: Adaptive attention via a visual sentinel for image captioning. In: CVPR (2017)
35. Mathews, A., Xie, L., He, X.: Semstyle: Learning to generate stylised image captions using unaligned text. In: CVPR (2018)
36. Micikevicius, P., Narang, S., Alben, J., Diamos, G., Elsen, E., Garcia, D., Ginsburg, B., Houston, M., Kuchaiev, O., Venkatesh, G., Wu, H.: Mixed Precision Training. In: ICLR (2018)

37. Mokady, R., Hertz, A., Bermano, A.H.: Clipcap: Clip prefix for image captioning. arXiv preprint arXiv:2111.09734 (2021)
38. Ordonez, V., Kulkarni, G., Berg, T.: Im2Text: Describing Images Using 1 Million Captioned Photographs. In: NeurIPS (2011)
39. Pan, Y., Yao, T., Li, Y., Mei, T.: X-Linear Attention Networks for Image Captioning. In: CVPR (2020)
40. Radford, A., Kim, J.W., Hallacy, C., Ramesh, A., Goh, G., Agarwal, S., Sastry, G., Askell, A., Mishkin, P., Clark, J., et al.: Learning Transferable Visual Models From Natural Language Supervision. arXiv preprint arXiv:2103.00020 (2021)
41. Radford, A., Wu, J., Child, R., Luan, D., Amodei, D., Sutskever, I.: Language Models are Unsupervised Multitask Learners (2019)
42. Rajbhandari, S., Rasley, J., Ruwase, O., He, Y.: ZeRO: Memory optimizations Toward Training Trillion Parameter Models. In: SC: International Conference for High Performance Computing, Networking, Storage and Analysis (2020)
43. Rennie, S.J., Marcheret, E., Mroueh, Y., Ross, J., Goel, V.: Self-Critical Sequence Training for Image Captioning. In: CVPR (2017)
44. Ridnik, T., Ben-Baruch, E., Noy, A., Zelnik-Manor, L.: ImageNet-21K Pretraining for the Masses. In: NeurIPS (2021)
45. Sennrich, R., Haddow, B., Birch, A.: Neural Machine Translation of Rare Words with Subword Units. In: ACL (2016)
46. Sharma, P., Ding, N., Goodman, S., Soricut, R.: Conceptual Captions: A Cleaned, Hypernymed, Image Alt-text Dataset For Automatic Image Captioning. In: ACL (2018)
47. Shen, S., Li, L.H., Tan, H., Bansal, M., Rohrbach, A., Chang, K.W., Yao, Z., Keutzer, K.: How much can clip benefit vision-and-language tasks? arXiv preprint arXiv:2107.06383 (2021)
48. Sidorov, O., Hu, R., Rohrbach, M., Singh, A.: TextCaps: A Dataset for Image Captioning with Reading Comprehension. In: ECCV (2020)
49. Srinivasan, K., Raman, K., Chen, J., Bendersky, M., Najork, M.: WIT: Wikipedia-based Image Text Dataset for Multimodal Multilingual Machine Learning. arXiv preprint arXiv:2103.01913 (2021)
50. Stefanini, M., Cornia, M., Baraldi, L., Cascianelli, S., Fiameni, G., Cucchiara, R.: From Show to Tell: A Survey on Deep Learning-based Image Captioning. IEEE Trans. PAMI (2022)
51. Su, W., Zhu, X., Cao, Y., Li, B., Lu, L., Wei, F., Dai, J.: VL-BERT: Pre-training of Generic Visual-Linguistic Representations. In: ICLR (2020)
52. Tan, H., Bansal, M.: LXMERT: Learning Cross-Modality Encoder Representations from Transformers. In: EMNLP (2019)
53. Thomee, B., Shamma, D.A., Friedland, G., Elizalde, B., Ni, K., Poland, D., Borth, D., Li, L.J.: YFCC100M: The new data in multimedia research. Communications of the ACM **59**(2), 64–73 (2016)
54. Vaswani, A., Shazeer, N., Parmar, N., Uszkoreit, J., Jones, L., Gomez, A.N., Kaiser, L., Polosukhin, I.: Attention is all you need. In: NeurIPS (2017)
55. Vinyals, O., Toshev, A., Bengio, S., Erhan, D.: Show and tell: A neural image caption generator. In: CVPR (2015)
56. Wang, Z., Yu, J., Yu, A.W., Dai, Z., Tsvetkov, Y., Cao, Y.: SimVLM: Simple Visual Language Model Pretraining with Weak Supervision. In: ICLR (2022)
57. Xu, H., Yan, M., Li, C., Bi, B., Huang, S., Xiao, W., Huang, F.: E2E-VLP: End-to-End Vision-Language Pre-training Enhanced by Visual Learning. In: ACL (2021)

58. Xu, K., Ba, J., Kiros, R., Cho, K., Courville, A., Salakhutdinov, R., Zemel, R.S., Bengio, Y.: Show, attend and tell: Neural image caption generation with visual attention. In: ICML (2015)
59. Yan, M., Xu, H., Li, C., Bi, B., Tian, J., Gui, M., Wang, W.: Grid-VLP: Revisiting Grid Features for Vision-Language Pre-training. arXiv preprint arXiv:2108.09479 (2021)
60. Yang, X., Tang, K., Zhang, H., Cai, J.: Auto-Encoding Scene Graphs for Image Captioning. In: CVPR (2019)
61. Yao, T., Pan, Y., Li, Y., Mei, T.: Exploring Visual Relationship for Image Captioning. In: ECCV (2018)
62. You, Y., Li, J., Reddi, S., Hseu, J., Kumar, S., Bhojanapalli, S., Song, X., Demmel, J., Keutzer, K., Hsieh, C.J.: Large Batch Optimization for Deep Learning: Training BERT in 76 minutes. In: ICLR (2020)
63. Young, P., Lai, A., Hodosh, M., Hockenmaier, J.: From image descriptions to visual denotations: New similarity metrics for semantic inference over event descriptions. TACL (2014)
64. Zhang, P., Li, X., Hu, X., Yang, J., Zhang, L., Wang, L., Choi, Y., Gao, J.: VinVL: Revisiting visual representations in vision-language models. In: CVPR (2021)
65. Zhao, W., Wu, X., Zhang, X.: Memcap: Memorizing style knowledge for image captioning. In: AAAI (2020)
66. Zhou, L., Palangi, H., Zhang, L., Hu, H., Corso, J.J., Gao, J.: Unified Vision-Language Pre-Training for Image Captioning and VQA. In: AAAI (2020)

Supplementary Material

Additional Implementation Details

Construction of the keyword vocabulary. The keyword dictionary is composed by extracting unigrams from the OpenWebText corpus³. During pre-processing, all unigrams are lowered and proper names that identify persons are removed. We only keep the 10,000 most frequent unigrams. Fig. 5 reports keywords extracted from sample images of the COCO dataset. As it can be seen, they provide significant and high-level information on the global content of the image. Compared to keywords extracted from object detectors trained on Visual Genome, CLIP-based keywords tend to include more long-tail concepts.

Additional architectural details. Following recent literature [7], we enrich all layers of our encoder with memory slots. Specifically, we extend the set of keys and values of each self-attention operation with 40 additional learnable vectors, which are independent of the input sequence and can encode a priori information retrieved through attention.

Weight initialization. We initialize all weights by drawing inspiration from GPT-2 [41]. All linear and embedding weights are initialized according to a uniform distribution and using the approach proposed by Glorot *et al.* [13]. Layer normalization weights are initialized to a constant value of 1. All biases are initialized to 0. We also employ the ‘‘Special Scaled Initialization’’⁴ when initializing the output linear projection of each Transformer layer.

Named entities. To identify and count the named entities predicted by Universal Captioner and reported in Table 7, we employ the spaCy NLP toolkit⁵.

Additional Results

Ablation study with 5.8M training images. As a complement of Table 4, in Table 8 we investigate the role of CLIP-based keywords and content-style separation.

³ <https://skylion007.github.io/OpenWebTextCorpus>

⁴ A reference implementation can be found in

https://huggingface.co/transformers/_modules/transformers/models/gpt2/modeling_gpt2.html

⁵ <https://spacy.io/>

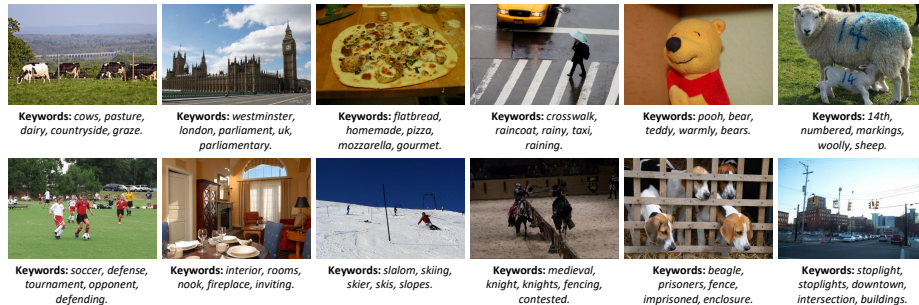


Fig. 5. Sample textual keywords extracted on COCO images.

Table 8. Ablation study on the COCO Karpathy-test split and nocaps validation split, using the “Tiny”, “Small”, and “Base” configurations. In this case, the web-scale training is performed with 5.8M training images.

	Web-Scale Training	Keywords	Indicator θ_d	COCO					nocaps	
				B-4	M	R	C	S	C	S
	–	–	–	40.6	30.0	59.9	139.4	23.9	88.9	12.6
	✓	–	–	42.7	31.1	61.2	145.6	24.7	107.9	14.0
	✓	✓	–	42.6	31.1	61.2	146.5	24.8	108.1	14.1
UniversalCap^{tiny}	✓	✓	HC	43.0	31.1	61.3	147.2	24.9	115.6	14.6
	–	–	–	40.9	30.5	60.2	141.7	24.5	89.1	12.8
	✓	–	–	42.6	31.1	61.3	146.3	25.0	104.9	14.0
	✓	✓	–	42.8	31.3	61.3	147.0	25.5	105.8	14.3
UniversalCap^{small}	✓	✓	HC	42.5	31.3	61.3	147.5	25.2	116.6	15.0
	–	–	–	41.4	30.3	60.3	142.3	24.1	89.3	12.6
	✓	–	–	42.6	31.1	61.2	146.6	24.9	108.8	14.2
	✓	✓	–	42.6	31.3	61.4	146.9	25.2	109.5	14.5
UniversalCap^{base}	✓	✓	HC	43.3	31.4	61.7	147.8	25.4	118.3	15.2

ration when the captioner is trained on only 5.8M images. As in Table 2 and 3, in this setting we employ the same datasets used for generation in VinVL, excluding VQA sources. We notice that, also when using less data, adding keywords alone provides an improvement, which is further enhanced by the combination of keywords and the dataset indicator θ_d for human-collected style (HC).

Qualitative description results. Finally, we report different qualitative results obtained on images from nocaps (Fig. 6), VizWiz (Fig. 7), TextCaps (Fig. 8), Open Images and CC3M (Fig. 9). We observe how Universal Captioner can describe objects, people, and scenes with a significantly increased level of detail when compared to the current state of the art and regardless of the dataset. Also, Universal Captioner qualitatively appears to be less prone to hallucination. From the reported samples it can be observed how our captioner can name brands and recognize logos, and it is also noticeable that it tends to read the text in images and employs the same text in the output description. We hypothesize that this is due to the capabilities of CLIP-based features, as well as to the role of keywords, which act as a conditioning element for the generative language model. Overall this provides more specific descriptions, which can be more useful in practical scenarios, ranging from assisting visually impaired people to empowering retrieval systems.

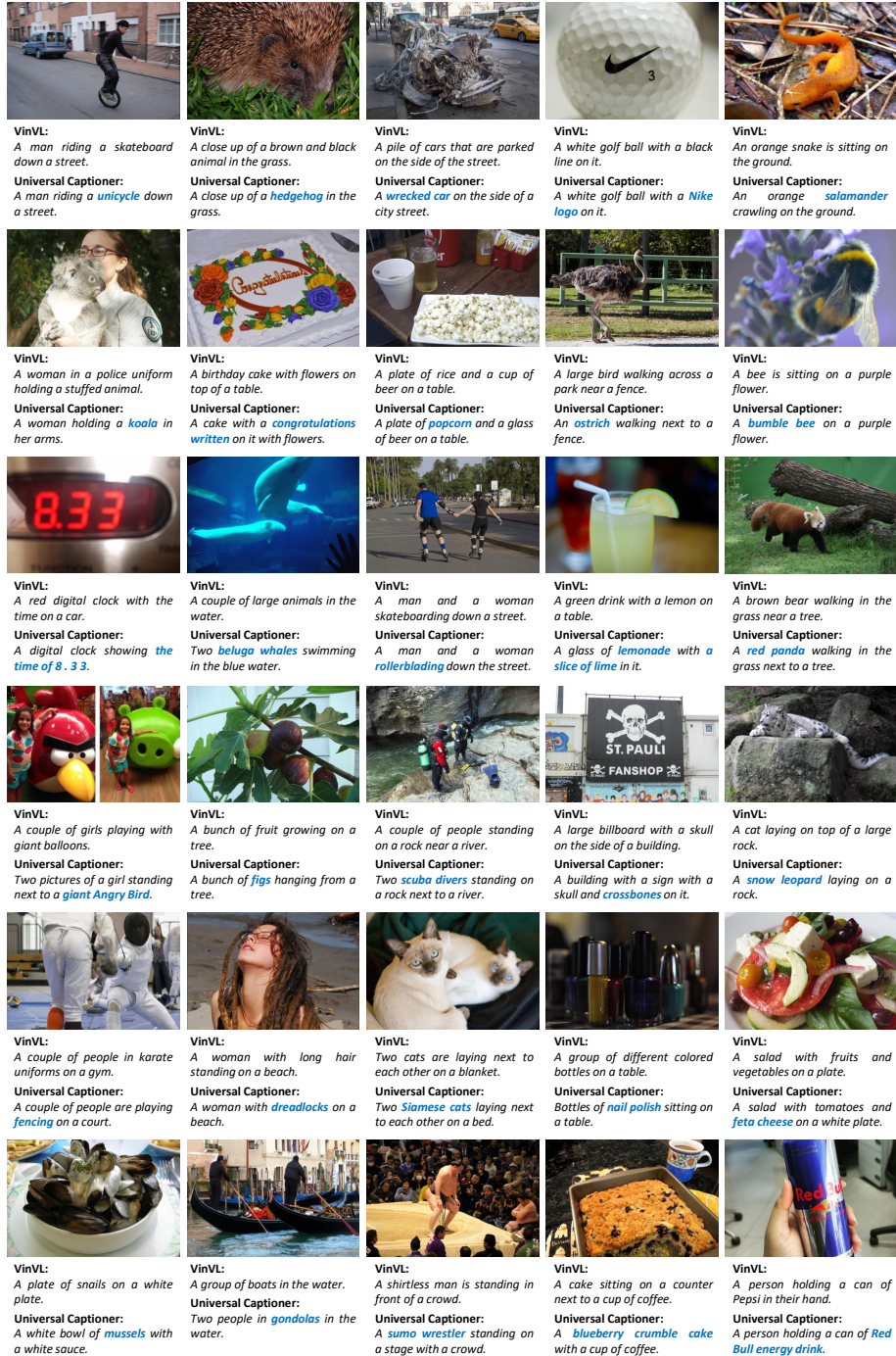


Fig. 6. Sample descriptions generated on nocaps images.

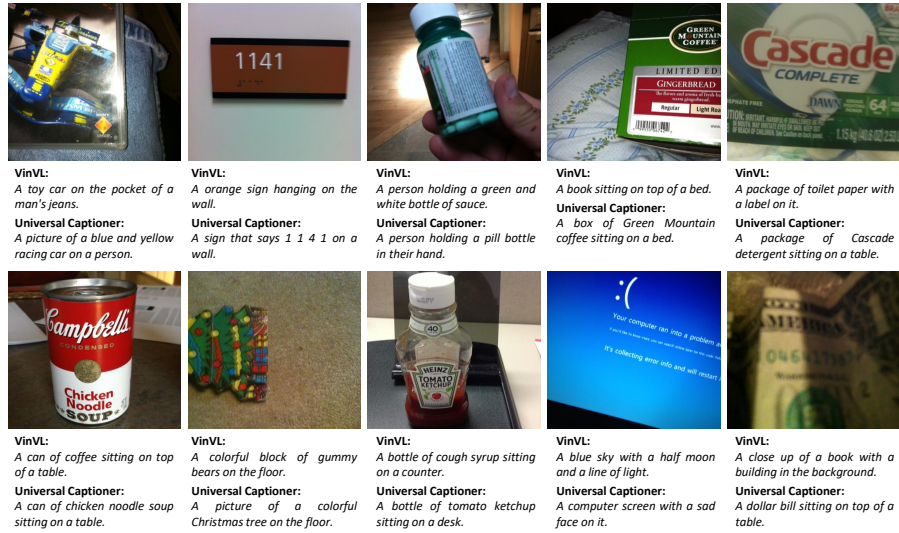


Fig. 7. Sample descriptions generated on images from the VizWiz dataset.

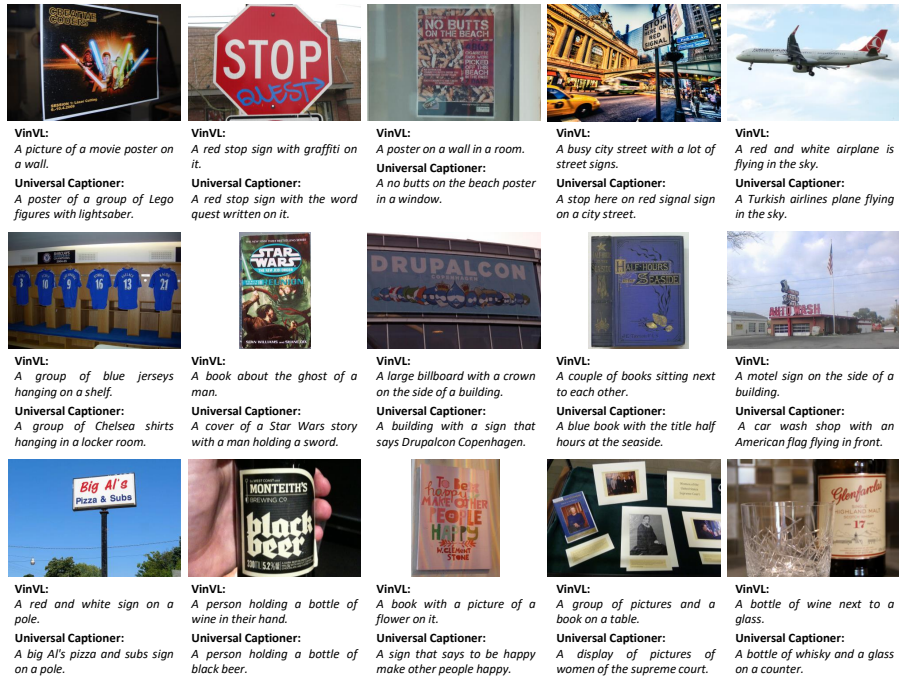


Fig. 8. Sample descriptions generated on images from the TextCaps dataset.

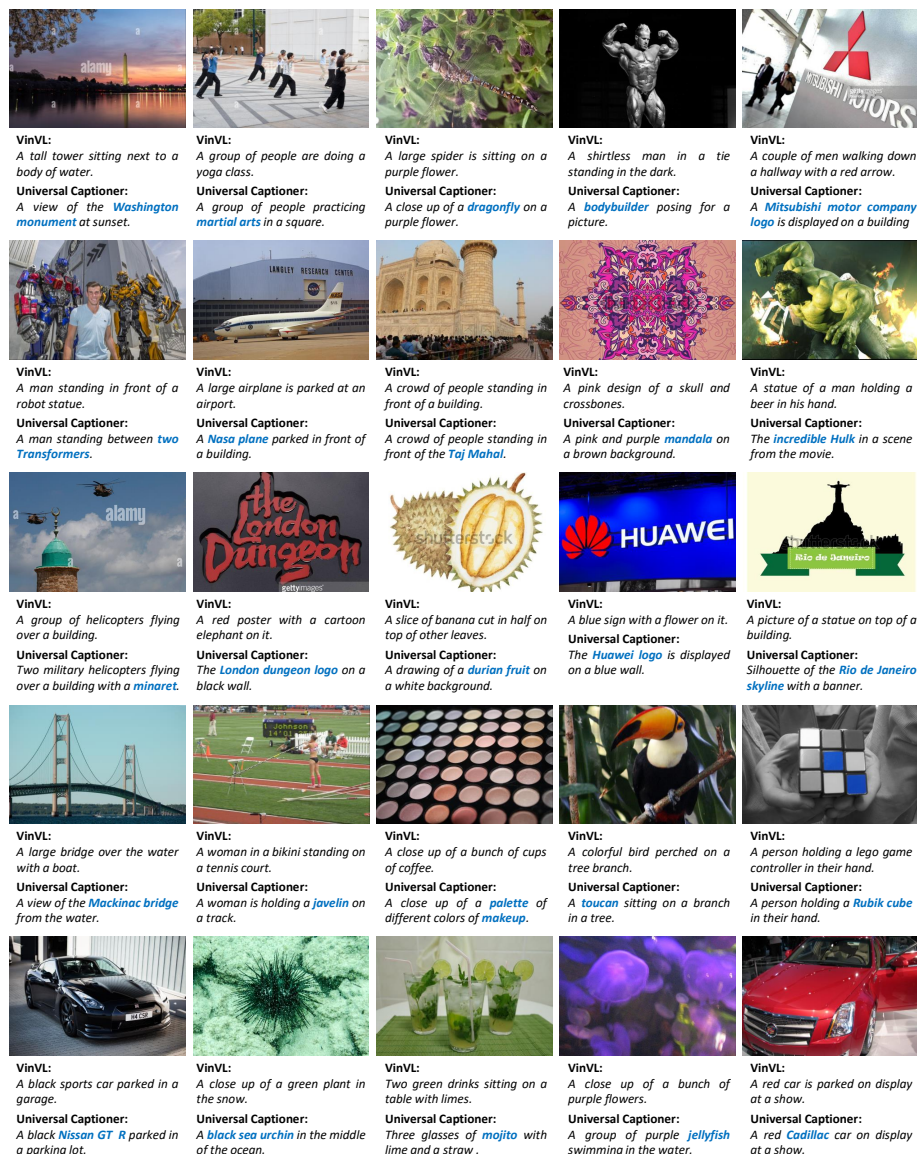


Fig. 9. Sample descriptions generated on images from the Open Images and CC3M datasets.