

Machine Learning Guided Cross-Contract Fuzzing

Yinxing Xue*
University of Science and Technology
of China
China

Jun Sun
Singapore Management University
Singapore

Jiaming Ye*
Kyushu University
Japan

Lei Ma†
University of Alberta
Canada

Jianjun Zhao
Kyushu University
Japan

Wei Zhang
University of Science and Technology
of China
China

Haijun Wang
Ant Group
China

ABSTRACT

Smart contract transactions are increasingly interleaved by cross-contract calls. While many tools have been developed to identify a common set of vulnerabilities to guard smart contracts, the cross-contract vulnerability is however overlooked by existing tools. Cross-contract vulnerabilities are exploitable bugs that manifest in the presence of more than two interacting contracts. Existing methods are however limited to analyze a maximum of two contracts at the same time. Detecting cross-contract vulnerabilities is highly non-trivial. With multiple interacting contracts, the search space is much larger than that of a single contract. To address this problem, we present xFUZZ, a machine learning guided smart contract fuzzing framework. The machine learning models are trained with novel features (e.g., word vectors and instructions) and are used to filter likely benign program paths. Comparing with existing static tools, machine learning model is proven to be more robust, avoiding directly adopting manually-defined rules in specific tools. We compare xFUZZ with three state-of-the-art tools on 7,391 contracts. xFUZZ detects 18 exploitable cross-contract vulnerabilities, of which 15 vulnerabilities are exposed for the first time. Furthermore, our approach is shown to be efficient in detecting non-cross-contract vulnerabilities as well—using less than 20% time as that of other fuzzing tools, xFUZZ detects twice as many vulnerabilities.

1 INTRODUCTION

Ethereum has been on the forefront of most rankings of block-chain platforms in recent years [6]. It enables the execution of programs, called smart contracts, written in Turing-complete languages such as Solidity. Smart contracts are increasingly receiving more attention, e.g., with over 1 million transactions per day since 2018 [11].

At the same time, smart contracts related security attacks are on the rise as well. According to [2, 4, 10], vulnerabilities in smart contracts have already led to devastating financial losses over the past few years. In 2016, the notorious DAO attack resulted in the loss of 150 million dollars [18].

Many methods and tools have since been developed to analyze smart contracts. Existing tools can roughly be categorized into two groups: *static analyzers* and *dynamic analyzers*. Static analyzers

(e.g., [13, 23, 28, 33, 37, 38]) often leverage static program analysis techniques (e.g., symbolic execution and abstract interpretation) to identify suspicious program traces. Due to the well-known limitations of static analysis, there are often many false alarms. On the other side, dynamic analyzers (including fuzzing engines such as [15, 17, 22, 31, 44]) avoid false alarms by dynamically executing the traces. Their limitation is that there can often be a huge number of program traces to execute and thus smart strategies must be developed to selectively test the program traces in order to identify as many vulnerabilities as possible. Besides, static and dynamic tools also have a common drawback — *the detection rules are usually built-in and predefined by developers*, sometime the rules among different tools could be contradictory (e.g., reentrancy detection rules in SLITHER and OYENTE [43]).

While existing efforts have identified an impressive list of vulnerabilities, one important category of vulnerabilities, i.e., cross-contract vulnerabilities, has been largely overlooked so far. Cross-contract vulnerabilities are exploitable bugs that manifest only in the presence of more than two interacting contracts. For instance, the reentrancy vulnerability shown in Figure 4 occurs only if three contracts interact in a particular order. In our preliminary experiment, the two well-known fuzzing engines for smart contracts, i.e., CONTRACTFUZZER [22] (version 1.0) and sFUZZ [31] (version 1.0), both missed this vulnerability due to they are limited to analyze two contracts at the same time.

Given a large number of cross-contract transactions in practice [32], there is an urgent need for developing systematic approaches to identify cross-contract vulnerabilities. Detecting cross-contract vulnerabilities however is non-trivial. With multiple contracts involved, the search space is much larger than that of a single contract, i.e., we must consider all sequences and interleaving of function calls from multiple contracts.

In this work, we propose xFUZZ, a machine learning (ML) guided fuzzing engine designed for detecting cross-contract vulnerabilities. Ideally, according to the Pareto principle in testing [20] (i.e., roughly 80% of errors come from 20% of the code), *we want to rapidly identify the error-prone code before applying the fuzzing technique*. Instead of using specific static tools, we make use of ML models to reducing the search space, as ML models can automatically learn patterns from inputs with less bias [46].

*These authors contributed equally to this work.

†Corresponding author.

Specifically, xFuzz provides multiple ways of reducing the enormous search space. First, xFuzz is designed to leverage an ML model for identifying the most probably vulnerable functions. That is, an ML model is trained to filter most of the benign functions whilst preserving most of the vulnerable functions. During the training phase, the ML models are trained based on a training dataset that contains program codes that are labeled using three famous static analysis tools (i.e., the labels are their majority voting result). Furthermore, the program code is vectorized into vectors based on word2vec [29]. In addition, manually designed features, such as `can_send_eth`, `has_call` and `callee_external`, are supplied to improve training effectiveness as well. In the guided fuzzing phase, the model is used to predict whether a function is potentially vulnerable or not.

In our evaluation of ML models, the models allow us to filter 80.1% non-vulnerable contracts with a recall of 95% for vulnerability detection. Second, to further reduce the effort required to expose cross-contract vulnerabilities, the filtered contracts and functions are further prioritized based on a suspiciousness score, which is defined based on an efficient measurement of the likelihood of covering the program paths.

To validate the usefulness of xFUZZ, we performed comprehensive experiments, comparing with a static cross-contract detector CLAIRVOYANCE [43] and two state-of-the-art dynamic analyzers, i.e., CONTRACTFUZZER [22] and sFUZZ, on widely-used open-dataset ([34], [14]) and additional 7,391 contracts. The results confirm the effectiveness of xFUZZ in detecting cross-contract vulnerabilities, i.e., 18 cross-contract vulnerabilities have been identified. 15 of them are missed by all the tested state-of-the-art tools. We also show that our search space reduction and prioritization techniques achieve high precision and recall. Furthermore, our techniques can be applied to improve the efficiency of detecting intra-contract vulnerabilities, e.g., xFUZZ detects twice as many vulnerabilities as that of sFUZZ and uses less than 20% of time.

The contributions of this work are summarized as follows.

- To the best of our knowledge, we make the first attempts to formulate and detect three common *cross-contract* vulnerabilities, i.e., reentrancy, delegatecall and tx-origin.
- We propose a novel ML based approach to significantly reduce the search space for exploitable paths, achieving well-trained ML models with a recall of 95% on a training dataset of 100K contracts.
- We perform a large-scale evaluation and performed comparative studies with state-of-the-art tools. Leveraging the ML models, xFuzz outperforms the state-of-the-art tools by at least 42.8% in terms of recall meanwhile keeping a satisfactory precision of 96.1%.
- xFuzz also finds 18 cross-contract vulnerabilities. All of them are verified by security experts from our industry partner. We have published the exploiting code to these vulnerabilities on our anonymous website [40] for public access.

2 MOTIVATION

In this section, we first introduce three common types of cross-contract vulnerabilities. Then, we discuss the challenges in detecting these vulnerabilities by state-of-the-art fuzzing engines to motivate our work.

2.1 Problem Formulation and Definition

In general, smart contracts are compiled into opcodes [12] so that they can run on EVM. We say that a smart contract is *vulnerable* if there exists a program trace that allows an attacker to gain certain benefit (typically financial) illegitimately. Formally, a vulnerability occurs when there exist dependencies from certain critical instructions (e.g., TXORIGIN and DELEGATECALL) to a set of specific instructions (e.g., ADD, SUB and SSTORE). Therefore, to formulate the problem, we adopt definitions of vulnerabilities from [30, 38], based on which we define (control and data) dependency and then define the cross-contract vulnerabilities.

DEFINITION 1 (CONTROL DEPENDENCY). *An opcode op_j is said to be control-dependent on op_i if there exists an execution from op_i to op_j such that op_j post-dominates all op_k in the path from op_i to op_j (excluding op_i) but does not post-dominates op_i . An opcode op_j is said to post-dominate an opcode op_i if all traces starting from op_i must go through op_j .*

DEFINITION 2 (DATA DEPENDENCY). *An opcode op_j is said to be data-dependent on op_i if there exists a trace that executes op_i and subsequently op_j such that $W(op_i) \cap R(op_j) \neq \emptyset$, where $R(op_j)$ is a set of locations read by op_j and $W(op_i)$ is a set of locations written by op_i .*

An opcode op_j is *dependent* on op_i if op_j is control or data dependent to op_i or op_j is dependent to op_k meanwhile op_k is dependent to op_i .

In this work, we define three typical categories of cross-contract vulnerabilities that we focus on, i.e., reentrancy, delegatecall and tx-origin. Although our method can be generalized to support more types of vulnerabilities, in this paper, we focus on the above three vulnerabilities since they are among the most dangerous ones with urgent testing demands.

We define C as a set of critical opcodes, which contains CALL, CALLCODE, DELEGATECALL, i.e., the set of all opcode associated with external calls. These opcodes associated with external calls could be the causes of vulnerabilities (since then the code is under the control of external attackers).

DEFINITION 3 (REENTRANCY VULNERABILITY). *A trace suffers from reentrancy vulnerability if it executes an opcode $op_c \in C$ and subsequently executes an opcode op_s in the same function such that op_s is SSTORE, and op_c depends on op_s .*

A smart contract suffers from reentrancy vulnerability if and only if at least one of its traces suffers from reentrancy vulnerability. This vulnerability results from the incorrect use of external calls, which are exploited to construct a call-chain. When an attacker A calls a user U to withdraw money, the fallback function in contract A is invoked. Then, the malicious fallback function calls back to U to recursively steal money. In Figure 1, the attacker can construct an end-to-end call-chain by calling `withdrawBalance` in the fallback function of the attacker’s contract then steals money.

```

1 function withdrawBalance() public {
2     uint amountToWithdraw = userBalances[msg.
      sender];
3     msg.sender.call.value(amountToWithdraw)("")
      ;
4     userBalances[msg.sender] = 0;
5 }

```

Figure 1: An example of reentrancy vulnerability.

```

1 contract Delegate {
2     address public owner;
3     function pwn() {
4         owner = msg.sender;
5     } }
6 contract Delegation {
7     address public owner;
8     Delegate delegate;
9     function() {
10        if(delegate.delegatecall(msg.data)) {
11            this;
12        } } }

```

Figure 2: An example of delegatecall vulnerability.

```

1 function withdrawAll(address _recipient)
      public {
2     require(tx.origin == owner);
3     _recipient.transfer(this.balance);
4 }

```

Figure 3: An example of tx-origin vulnerability.

DEFINITION 4 (DANGEROUS DELEGATECALL VULNERABILITY). A trace suffers from dangerous delegatecall vulnerability if it executes an opcode $op_c \in C$ that depends on an opcode `DELEGATECALL`.

A smart contract suffers from delegatecall vulnerability if and only if at least one of its traces suffers from delegatecall vulnerability. This vulnerability is due to the abuse of dangerous opcode `DELEGATECALL`. When a malicious attacker B calls contract A by using `delegatecall`, contract A 's function is executed in the context of attacker, and thus causes damages. In Figure 2, malicious attacker B sends ethers to contract `Delegation` to invoke the fallback function at line 10. The fallback function calls contract `Delegate` and executes the malicious call data `msg.data`. Since the call data is executed in the context of `Delegate`, the attacker can change the owner to an arbitrary user by executing `pwn` at line 3.

DEFINITION 5 (Tx-ORIGIN MISUSE VULNERABILITY). A trace suffers from tx-origin misuse vulnerability if it executes an opcode $op_c \in C$ that depends on an opcode `ORIGIN`.

A smart contract suffers from tx-origin vulnerability if and only if at least one of its traces suffers from tx-origin vulnerability. This vulnerability is due to the misuse of `tx.origin` to verify access. An example of such vulnerability is shown in Figure 3. When a user U calls a malicious contract A , who intends to forward call to contract B . Contract B relies on vulnerable identity check (i.e., `require(tx.origin == owner)` at line 2 to filter malicious access. Since `tx.origin` returns the address of U (i.e., the address of owner), malicious contract A successfully poses as U .

DEFINITION 6 (CROSS-CONTRACT VULNERABILITY). A group of contracts suffer from cross-contract vulnerability if there is a vulnerable trace (that suffers from reentrancy, delegatecall, tx-origin) due to opcode from more than two contracts.

A smart contract suffers from cross-contract vulnerability if and only if at least one of its traces suffers from cross-contract vulnerability. For example, a cross-contract reentrancy vulnerability is shown in Figure 4. An attack requires the participation of three contracts: malicious contract `Logging` deployed at `addr_m`, logic contract `Logic` deployed at `addr_l` and wallet contract `Wallet` deployed at `addr_w`. First, the attack function `log` calls function `logging` at `Logic` contract then sends ethers to the attacker contract by calling function `withdraw` at contract `Wallet`. Next, the wallet contract sends ethers to attacker contract and calls function `log`. An end-to-end call chain ① → ② → ③ → ④ → ①... is formed and the attacker can recursively steal money without any limitations.

2.2 State-of-the-arts and Their Limitations

First, we perform an investigation on the capability in detecting vulnerabilities by the state-of-the-art methods, including [13, 22, 28, 31, 38, 43]. In general, cross-contract testing and analysis are not supported by most of these tools except `CLAIRVOYANCE`. The reason is existing approaches merely focus on one or two contracts, and thus, the sequences and interleavings of function calls from multiple contracts are often ignored. For example, the vulnerability in Figure 4 is a false negative case of static analyzer `SLITHER`, `OYENTE` and `SECURIFY`. Note that although this vulnerability is found by `CLAIRVOYANCE`, this tool however generates many false alarms, making the confirmation of which rather difficult. This could be a common problem for many static analyzers.

Although high false positive rate could be well addressed by fuzzing tools by running contracts with generated inputs, existing techniques are limited to maximum two contracts (i.e., input contract and tested contract). In our investigation of two currently representative fuzzing tools `sFUZZ` and `CONTRACTFUZZER`, cross-contract calls are largely overlooked, and thus leads to missed vulnerabilities. To sum up, most of the existing methods and tools are still limited to handle non-cross-contract vulnerabilities, which motivates this work to bridge such a gap towards solving the currently urgent demands.

3 OVERVIEW

Detecting cross-contract vulnerability often requires examining a large number of sequence transactions and thus can be quite computationally expensive some even infeasible. In this section, we give an overall high-level description of our method, e.g., focusing on fuzzing suspicious transactions based on the guideline of a machine learning (ML) model. Technically, there are three challenges of leveraging ML to guide the effective fuzzing cross-contracts for vulnerability detection:

- C1 How to train the machine learning model and achieve *satisfactory* precision and recall.
- C2 How to combine trained model with fuzzer to reduce search space towards *efficient* fuzzing.
- C3 How to empower the guided fuzzer the support of *effective* cross-contract vulnerability detection.

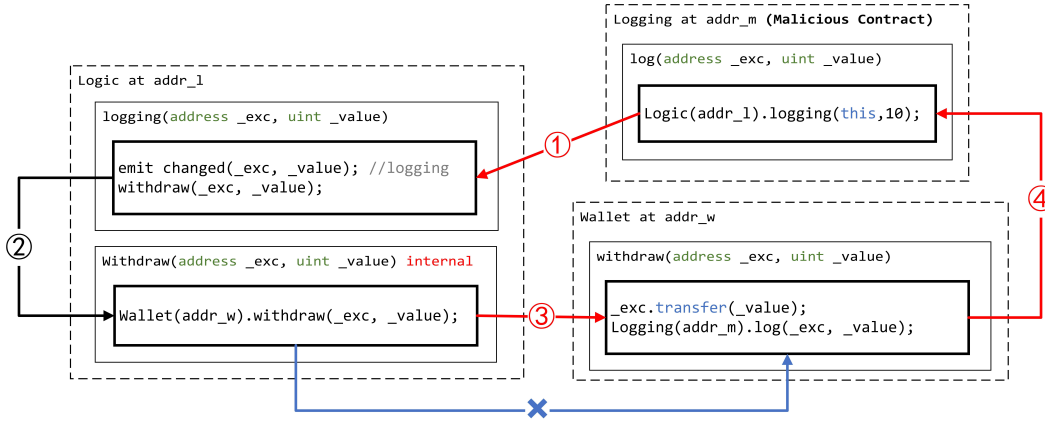


Figure 4: An example of cross-contract reentrancy vulnerability which is missed by the state-of-art fuzzer, namely sFuzz.

*Note: The solid boxes represent functions and the dashed containers denote contracts. Specifically, function call is denoted by solid line. The cross-contract calls are highlighted by red arrows. The blue arrow represents cross-contract call missed by sFuzz and ContractFuzzer.

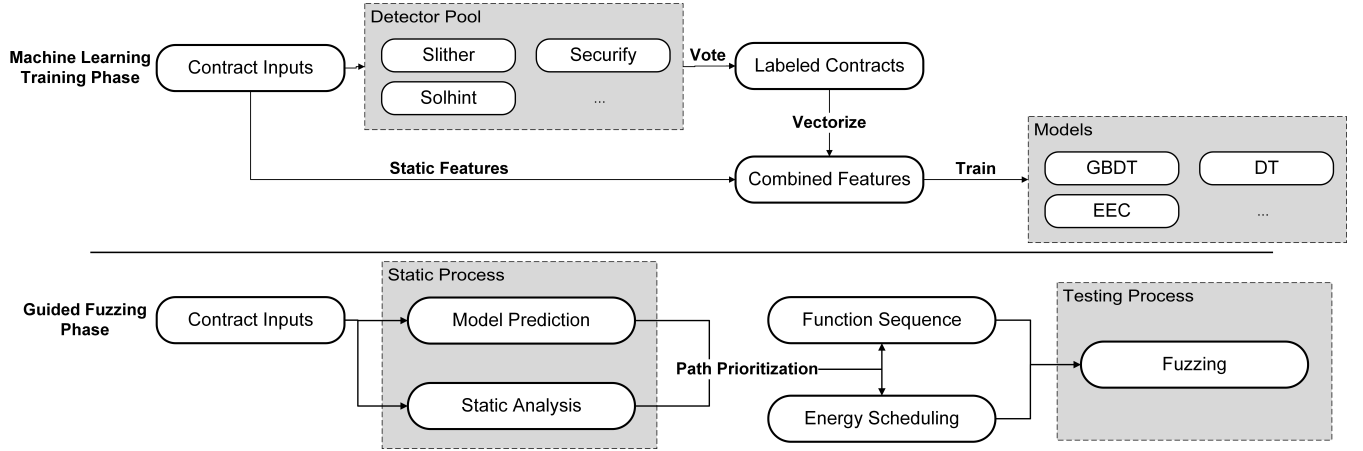


Figure 5: The overview of xFuzz framework.

In the rest of this section, we provide an overview of xFuzz which aims at addressing the above challenges. Generally, the framework can be separated into two phases: *machine learning model training phase* and *guided fuzzing phase*.

3.1 Machine Learning Model Training Phase

In previous works [9, 36], fuzzers are limited to prior knowledge of vulnerabilities and they are not well generalized against vulnerable variants. In this work, we propose to leverage ML predictions to guide fuzzers. The benefit of using ML instead of a particular static tool is that ML model can reduce bias introduced by manually defined detection rules.

In this phase, we collect training data, engineer features, and evaluate models. First, we employ the state-of-the-arts SLITHER, SECURIFY and SOLHINT to detect vulnerabilities on the dataset. Next, we collect their reports to label contracts. The contract gains at least two votes are labeled as vulnerability. After that, we engineer features. The input contracts are compiled into bytecode then

vectorized into vectors by Word2Vec [29]. To address C1, they are enriched by combining with static features (e.g., can_send_eth, has_call and callee_external, etc.). These static features are extracted from ASTs and CFGs. Eventually, the features are used as inputs to train the ML models. In particular, the precision and recall of models are evaluated to choose three candidate models (e.g., XG-Boost [5], EasyEnsembleClassifier [27] and Decision Tree), among which we select the best one.

3.2 Guided Testing Phase

In guided testing phase, contracts are input to the pretrained models to obtain predictions. After that, the vulnerable contracts are analyzed and pinpointed. To address challenge C2, the functions that are predicted as vulnerable ones are prioritized to be fuzzed. This guidance of model predictions significantly reduces search space because the benign functions wait until the vulnerable ones finish. The fuzzer can focus on vulnerable functions and report more vulnerabilities.

To address C3, we extract static information (e.g., function parameters, conditional paths) of contracts to enrich model predictions. The predictions and the static information are combined to compute path priority scores. Based on this, the most exploitable paths are prioritized, where vulnerabilities are more likely found. Here, the search space of exploitable paths is further reduced and the cross-contract fuzzing is therefore feasible by invoking vulnerability through available paths.

4 MACHINE LEARNING GUIDANCE PREPARATION

In this section, we elaborate on the training of our ML model for fuzzing guidance. We discuss the data collection in Section 4.1 and introduce feature engineering in Section 4.2, followed by candidate model evaluation in Section 4.3.

4.1 Data Collection

SMARTBUGS [14] and SWCREGISTRY [35] are two representatives of existing smart contract vulnerability benchmarks. However, their labeled data is scarce and the amount currently available is insufficient to train a good model. Therefore, we choose to download and collect contracts from Etherscan (<https://etherscan.io/>), a prominent Ethereum service platform. Overall, to be representative, we collect a large set of 100,139 contracts in total for further processing.

The collected dataset is then labeled based on the voting results of three most well-rated static analyzers (i.e., SOLHINT [33] v2.3.1, SLITHER [13] v0.6.9 and SECURIFY [38] v1.0). The three tools are chosen mostly because ① they support all of the three vulnerabilities and ② they are well maintained and frequently updated. We vote to label the dataset aiming at eliminating the bias of each tool. The voting results are counted in the way that the function gain at least two votes are deemed as vulnerability, otherwise is considered as the benign one. As a result, we collect 788 reentrancy, 40 delegatecall and 334 tx-origin vulnerabilities, respectively. All of the above vulnerabilities are manually confirmed by two authors of this paper, both of whom have more than 3 years development experience for smart contracts, to remove false alarms.

4.2 Feature Engineering

Then, both vulnerable and benign functions are preprocessed by SLITHER to extract their runtime bytecode. After that, Word2Vec [29] is leveraged to transform the bytecode into a 20-dimensional vector. However, as reported in [1], vectors alone are still insufficient for training a high-performance model. To address this, we enrich the vectors with 7 additional static features extracted from CFGs. In short, the features are 27 dimensions in total, in which 20 are yielded by Word2Vec and the other 7 are summarized in Table 1.

Among the 7 static features, `has_modifier`, `has_call`, `has_balance` and `callee_external` are the equally important for all three vulnerabilities. The feature `has_modifier` is designed to identify existing program guards. Feature `has_call` and feature `has_balance` are designed to identify external calls and balance check operations. Feature `callee_external` provides important information on whether the function has external callees.

The remaining three features, i.e., `has_delegate`, `has_tx_origin` and `can_send_eth`, correspond to particular key opcodes used in

Table 1: The seven static features adopted in model training

Feature Name	Type	Description
<code>has_modifier</code>	bool	whether has a modifier
<code>has_call</code>	bool	whether contains a call operation
<code>has_delegate</code>	bool	whether contains a delegatecall
<code>has_tx_origin</code>	bool	whether contains a tx-origin operation
<code>has_balance</code>	bool	whether has a balance check operation
<code>can_send_eth</code>	bool	whether supports sending ethers
<code>callee_external</code>	bool	whether contains external callees

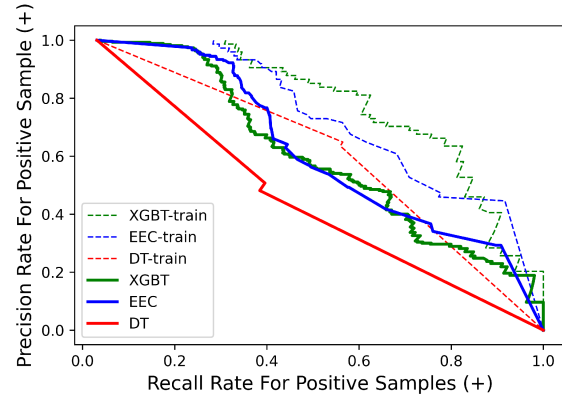


Figure 6: The P-R Curve of models. The dashed lines represent performance on training set, while the solid lines represent performance on validation set.

vulnerabilities. Specifically, feature `has_delegate` corresponds to the opcode `DELEGATECALL` in `delegatecall` vulnerabilities, feature `has_tx_origin` corresponds to the opcode `ORIGIN` in `tx-origin` vulnerabilities and feature `can_send_eth` corresponds to the opcode `TRANSFER` in `reentrancy` vulnerabilities. The 7 static features are combined with word vectors, which together form the input to our ML models for further training.

4.3 Model Selection

In this section, we train and evaluate diverse candidate models, based on which we select the best one to guide fuzzers. To achieve this, one challenge we have to address first is the dataset imbalance. In particular, there are 1,162 vulnerabilities and 98,977 benign contracts. This is not rare in ML-based vulnerability detection tasks [16, 26]. In fact, our dataset endures imbalance in rate of 1:126 for reentrancy, 1:2,502 for `delegatecall` and 1:298 for `tx-origin`. Such imbalanced dataset can hardly be used for training.

To address the challenge, we first eliminate the duplicated data. In fact, we found 73,666 word vectors are exactly same to others. These samples are different in source code, but after they are compiled, extracted and transformed into vectors, they share the same values, because most of them are syntactically identical clones [24] at source code level. After our remedy, data imbalance comes to 1:31 for reentrancy, 1:189 for `delegatecall` and 1:141 for `tx-origin`. Still the dataset is highly imbalanced.

As studied in [25], the imbalance can be alleviated by data sampling strategies. However, we find that sampling strategies like oversampling [3] can hardly improve the precision and recall of

```

1  contract Wallet{
2    function withdraw(address addr, uint value)
3      {
4        addr.transfer(value);
5      }
6    function changeOwner(address[] addrArray,
7      uint idx) public{
8      require(msg.sender == owner);
9      owner = addrArray[idx];
10     withdraw(owner, this.balance);
11   }
12 }
13 }

```

Figure 7: An example of prioritizing paths.

models because the strategy introduces too much polluted data instead of real vulnerabilities.

We then attempt to evaluate models to select one that fits the imbalanced data well. Note that to counteract the impact of different ML models, we try to cover as many candidate ML methods as possible, among which we select the best one. The models we evaluated including tree-based models XGBT [5], EEC [27], Decision Tree (DT), and other representative ML models like Logistic Regression, Bayes Models, SVMs and LSTM [21]. We find that the tree-based models achieve better precision and recall than others. Other non-tree-based models are biased towards the major class and hence show very poor classification rates on minor classes. Therefore, we select XGBT, EEC and DT as the candidate models.

The precision-recall curves of the three models on positive cases are shown on Figure 6. In this figure, the dashed lines denote models fitting with validation set and solid lines denote fitting with testing set. Intuitively, model XGBT and model EEC achieve better performance with similar P-R curves. However, EEC performs much better than XGBT in recall. In fact, model XGBT holds a precision rate of 66% and a recall rate of 48%. Comparatively, model EEC achieves a precision rate of 26% and a recall rate of 95%. We remark that our goal is not to train a model that is very accurate, but rather a model that allows us to filter as many benign contracts as possible without missing real vulnerabilities. Therefore, we select the EEC model for further guiding the fuzzing process.

5 GUIDED FUZZ TESTING

The pretrained models are applied to guide fuzzers in the ways that the predictions are utilized to ① locate suspicious functions and ② combine with static information for path prioritization.

The guidance is based on both model predictions and the priority scores computed from static features. The reason is that even with the machine learning model filtering, the search space is still rather large, which is evidenced by the large number of paths explored by sFuzz (e.g., the 2,596 suspicious functions have 873 possibly vulnerable paths), and thus we propose to first prioritize the path.

Generally, the path priority consists of two parts: *function priority* and *caller priority*. The function priority is for evaluating the

complexity of function and the caller priority is designed to measure the cost to traverse a path.

Function Priority. We collect static features of functions to compute function priority. After that, a priority score can be obtained. The lower score denotes higher priority.

We first mark the suspicious functions by model predictions. A suspicious function is likely to contain vulnerabilities so it is provided with higher priority. We implement this as a factor f_s which equals 0.5 for suspicious function otherwise 1 for benign functions. For example, in Figure 7, the function `withdraw` is predicted as suspicious so that the factor f_s equals 0.5.

Next, we compute the caller dimensionality. The dimensionality is the number of callers of a function. In cross-contract fuzzing, a function with multiple callers requires more testing time to traverse all paths. For example, in Figure 7, function `withdraw` in contract `Wallet` has an internal caller `changeOwner` and an external caller `logTrans`, thus the dimensionality of this function is 2.

The parameter dimensionality is set to measure the complexity of parameters. The functions with complex parameters (i.e., array, bytes and address parameters) are assigned with lower priority, because these parameters often increase the difficulty of penetrating a function. Specifically, one parameter has 1 dimensionality except for the complex parameters, i.e., they have 2 dimensionalities. The parameter dimensionality of a function is the sum of parameters dimensionalities. For example, in Figure 7, function `withdraw` and `changeOwner` both have an address and an integer parameter thus their dimensionality is 3. Function `logTrans` has two addresses, a byte and an integer parameter, so the dimensionality is 7. The function with less complex parameters is offered higher priority.

DEFINITION 7 (FUNCTION PRIORITY SCORE). *Given the suspicious factor f_s , the caller dimensionality score S_C and the parameter dimensionality score S_P , a function priority score S_F is calculated as:*

$$S_F = f_s \times (S_C + 1) \times (S_P + 1) \quad (1)$$

In this formula, we add 1 to the caller dimensionality and parameter dimensionality to avoid the overall score to be 0. The priority scores in Figure 7 are: function `withdraw` = 6, function `changeOwner` = 4, function `logTrans` = 8. The results show that function `changeOwner` has highest priority because function `withdraw` has two callers to traverse meanwhile function `logTrans` is more difficult for penetration than `changeOwner`.

Caller Priority. We traverse every caller of a function and collect their static features, based on which we compute the priority score to decide which caller to test first. Firstly, the number of branch statements (e.g., `if`, `for` and `while`) and assertions (e.g., `require` and `assert`) are counted to measure condition complexity to describe the difficulties to bypass the conditions. The path with more conditions is in lower priority. For example, in Figure 7, function `withdraw` has two callers. One caller `changeOwner` has an assertion at line 6, so the complexity is 1. The other caller `logTrans` contains no conditions thus the complexity is 0.

Next, we count the condition distance. sFuzz selects seed according to branch-distance only, which is not ideal for identifying the three particular kinds of cross-contract vulnerabilities that we focus on in this work. Thus, we propose to consider not only branch distance but also this condition distance. This distance is intuitively

the number of statements from entry to condition. In case of the function has more than one conditions, the distance is the number of statements between entry and first condition. For example, in Figure 7, the condition distance of `changeOwner` is 1 and the condition distance of `logTrans` is 0.

DEFINITION 8 (CALLER PRIORITY SCORE). Given the condition distance $CondDis$ and the path condition complexity $Comp$, a path priority score S_{path} is calculated as:

$$S_{path} = (CondDis + 1) \times (Comp + 1) \quad (2)$$

Finally, the caller priority score is computed based on condition complexity and condition distance, as shown in Definition 8. The complexity and distance add 1 so that the overall score is not 0. The caller priority scores in Figure 7 are: `logTrans` \rightarrow `withdraw` = 1, `changeOwner` \rightarrow `withdraw` = 4. Function `changeOwner` has identity check at line 6, which increase the difficulty to penetrate. Thus, the other path from `logTrans` to `withdraw` is prior.

6 EVALUATION

`xFUZZ` is implemented in Python and C with 3298 lines of code. All experiments are run on a computer which is running Ubuntu 18.04 LTS and equipped with Intel Xeon E5-2620v4, 32GB memories and 2TB HDD.

For the baseline comparison, `xFUZZ` is compared with the state-of-art fuzzer `sFUZZ` [31], a previously published testing engine `CONTRACTFUZZER` [22] and a static cross-contract analysis tool `CLAIRVOYANCE` [43]. The recently published tool `ECHIDNA` [17] relies on manually written testing oracles, which may lead to different testing results depending on developer’s expertise. Thus, it is not compared. Other tools (like `HARVEY` [39]) are not publicly available for evaluation, and thus are not included in our evaluations. We systematically run all four tools on the contract datasets. Notably, to verify the authenticity of the vulnerability reports, we invite senior technical experts from security department of our industry partner to check vulnerable code. Our evaluation aims at investigating the following research questions (RQs).

- RQ1.** How effective is `xFUZZ` in detecting cross-contract vulnerabilities?
- RQ2.** To what extent the machine learning models and the path prioritization contribute to reducing the search space?
- RQ3.** What are the overhead of `xFUZZ`, compared to the vanilla `sFUZZ`?
- RQ4.** Can `xFUZZ` discover real-world unknown cross-contract vulnerabilities, and what are the reasons for false negatives?

6.1 Dataset Preparation

Our evaluation dataset includes smart contracts from three sources: 1) datasets from previously published works (e.g., [34] and [14]); 2) smart contract vulnerability websites with good reputation (e.g., [35]); 3) smart contracts downloaded from Etherscan. The dataset is carefully checked to remove duplicate contracts with dataset used in our machine learning training. Specifically, the **DataSet1** includes contracts from previous works and famous websites. After we remove duplicate contracts and toy-contract (i.e., those which are not deployed on real world chains), we collect 18 labeled reentrancy

Table 2: Evaluations on Dataset1. The ✓ represents the tool successfully finds vulnerability in this function, otherwise the tool is marked with ✗.

Address	ContractFuzzer	xFuzz	sFuzz
0x7a8721a9	✗	✓	✗
0x4e73b32e	✗	✓	✓
0xb5e1b1ee	✗	✓	✓
0xaae1f51c	✗	✓	✓
0x7541b76c	✗	✓	✗
...
Summary	ContractFuzzer	xFuzz	sFuzz
	0/18	9/18	5/18

vulnerabilities. To enrich the evaluation dataset, our **Dataset2** includes contracts downloaded from Etherscan. We remove contracts without external calls (they are irrelevant to cross-contract vulnerabilities) and contracts that are not developed by using Solidity 0.4.24 and 0.4.25 (i.e., the most two popular versions of Solidity). In the end, 7,391 contracts are collected in **Dataset2**. The source code of the above datasets are publicly available in our website [40] so that the evaluations are reproducible, benefiting further research.

6.2 RQ1: Vulnerability Detection Effectiveness

We first conduct evaluations on **Dataset1** by comparing three tools `CONTRACTFUZZER`, `sFUZZ` and `xFUZZ`. For the sake of page space, we present a part of the results in Table 2 with an overall summary and leave the whole list available at here¹.

In this evaluation, `CONTRACTFUZZER` fail to find a vulnerability among the contracts. `sFUZZ` missed 3 vulnerabilities and outputted 9 incorrect reports. Comparatively, `xFUZZ` missed 2 vulnerabilities and outputted 6 incorrect reports. The reason of the missed vulnerabilities and incorrect reports lies on the difficult branch conditions (e.g., an if statement with 3 conditions) which blocks the fuzzer to traverse vulnerable branches. Note that `xFUZZ` is equipped with model guidance so that it can focus on fuzzing suspicious functions and find more vulnerabilities than `sFUZZ`.

While we compare our tool with existing works on publicly available **Dataset1**, the dataset only provides non-cross-contract labels thus cannot be used to verify our detection ability on cross-contract ones. To complete this, we further evaluate the effectiveness of cross-contract and non-cross-contract fuzzing on **Dataset2**. To reduce the effect of randomness, we repeat each setting 3 times, and report the averaged results.

6.2.1 Cross-contract Vulnerability. The results are summarized in Table 3. Note that the “P%” and “R%” represent precision rate and recall rate, “#N” is the number of reported contracts. “C.V.” means `CLAIRVOYANCE` and “C.F.” means `CONTRACTFUZZER`. Cross-contract vulnerabilities are currently not supported by `CONTRACTFUZZER`, `sFUZZ` and thus they report no vulnerabilities detected.

¹<https://anonymous.4open.science/r/xFuzzforReview-ICSE/Evaluation%20on%20Open-dataset.pdf>

Table 3: Performance of xFUZZ, CLAIRVOYANCE (C.V.), CONTRACTFUZZER (C.F.), sFUZZ on cross-contract vulnerabilities.

	reentrancy			delegatecall			tx-origin		
	P%	R%	#N	P%	R%	#N	P%	R%	#N
C.F.	0	0	0	0	0	0	0	0	0
sFUZZ	0	0	0	0	0	0	0	0	0
C.V.	43.7	43.7	16	0	0	0	0	0	0
xFUZZ	100	81.2	13	100	100	3	100	100	2

Precision. CLAIRVOYANCE managed to find 7 true cross-contract reentrancy vulnerabilities. In comparison, xFUZZ found 9 cross-contract reentrancy, 3 cross-contract delegatecall and 2 cross-contract tx-origin vulnerabilities. The two tools found 21 cross-contract vulnerabilities in total. CLAIRVOYANCE report 16 vulnerabilities but only 43.7% of them are true positives. In contrast, xFUZZ generates 18 (13+3+2) reports of three types of cross-contract vulnerabilities and all of them are true positives. The reason of the high false positive rate of CLAIRVOYANCE is mainly due to its static analysis based approach, without runtime validation. We further check the 18 vulnerabilities on some third-party security expose websites [8, 14, 35] and we find 15 of them are not flagged.

Recall. The 9 vulnerabilities missed by CLAIRVOYANCE are all resulted from the abuse of detection rules, i.e., the vulnerable contracts are filtered out by unsound rules. In total, 3 cross-contract vulnerabilities are missed by xFUZZ. A close investigation shows that they are missed due to the complex path conditions, which blocks the input from penetrating the function. We also carefully check false negatives missed by xFUZZ, and find they are not reported by CONTRACTFUZZER and sFUZZ as well. While existing works all fail to penetrate the complex path conditions, we believe this limitation can be addressed by future works.

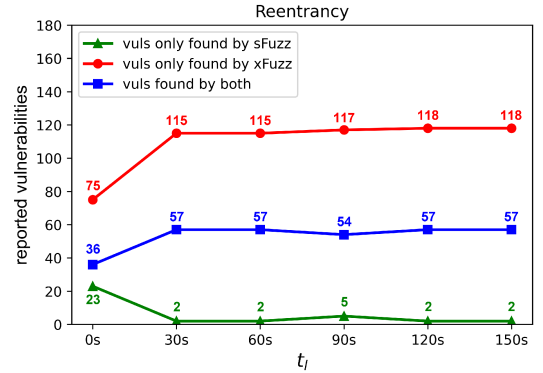
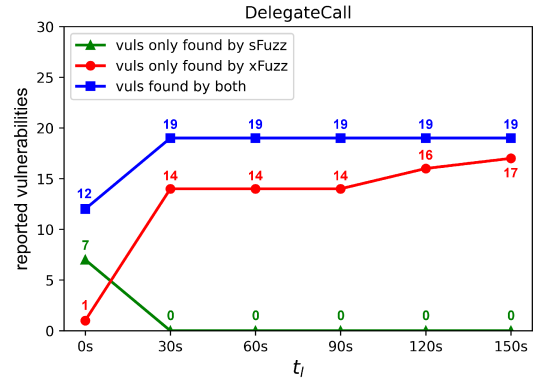
6.2.2 Non-Cross-contract Vulnerability. The experiment results show that xFUZZ improves detection of non-cross-contract vulnerabilities as well (see Table 4). For reentrancy, CONTRACTFUZZER achieves the best 100% precision rate but the worst 1.7% recall rate. sFUZZ and CLAIRVOYANCE identified 33.5% and 40.4% vulnerabilities. xFUZZ has a precision rate of 96.1%, which is slightly lower than that of CONTRACTFUZZER, and more importantly, the best recall rate of 86.1%. xFUZZ exhibits strong capability in detecting vulnerabilities by finding a total of 209 (149+35+25) vulnerabilities.

Precision. For reentrancy, CLAIRVOYANCE reports 75 false positives, because of ① the abuse of detection rules and ② unexpected jump to unreachable paths due to program errors. The 11 false positives of sFUZZ are due to the misconceived ether transfer. sFUZZ captures ether transfers to locate dangerous calls. However, the ethers from attacker to victim is also falsely captured. The 6 false alarms of xFUZZ are due to the mistakes of contract programmers by calling a nonexistent functions. These calls are however misconceived as vulnerabilities by xFUZZ.

Recall. CLAIRVOYANCE missed 59.6% of the true positives. The root cause is the adoption of unsound rules during static analysis. sFUZZ missed 115 reentrancy vulnerabilities and 16 delegatecall vulnerabilities due to (1) timeout and (2) incapability to find feasible paths to the vulnerability. xFUZZ missed 24 vulnerabilities due to complex path conditions.

Table 4: Performance of xFUZZ, CLAIRVOYANCE, CONTRACTFUZZER and sFUZZ on non-cross-contract evaluations.

	reentrancy			delegatecall			tx-origin		
	P%	R%	#N	P%	R%	#N	P%	R%	#N
C.F.	100	1.7	3	0	0	0	0	0	0
sFUZZ	84.1	33.5	69	100	54.3	19	0	0	0
C.V.	48.3	40.4	145	0	0	0	0	0	0
xFUZZ	96.1	86.1	155	100	100	35	100	100	25

**Figure 8: Comparison of reported vulnerabilities between xFUZZ and sFUZZ regarding reentrancy.****Figure 9: Comparison of reported vulnerabilities between xFUZZ and sFUZZ regarding delegatecall.**

Answer to RQ1: Our tool xFUZZ achieves a precision of 96.1% and a recall of 86.1%. Among the evaluated four methods, xFUZZ achieves the best recall. Besides, xFUZZ successfully finds 209 real-world non-cross-contract vulnerabilities as well as 18 real-world cross-contract vulnerabilities.

6.3 RQ2: The Effectiveness of Guided Testing

This RQ investigates the usefulness of the ML model and path prioritization for the guidance of fuzzing. To answer this RQ, we compare sFUZZ with a customized version of xFUZZ, i.e., which differs from sFUZZ only by adopting the ML model (without focusing on cross-contract vulnerabilities). The intuition is to check whether the ML model enables us to reduce the time spent on benign contracts and

Table 5: The paths reported by xFUZZ and sFUZZ. The vulnerable paths found by the two tools are counted respectively.

Found by	Vul	Total	Number in the Top	
			Top10	Other
xFUZZ	Reentrancy	172	152	20
sFUZZ	Reentrancy	59	57	2
xFUZZ	Delegatecall	33	32	1
sFUZZ	Delegatecall	19	19	0

thus reveal vulnerabilities more efficiently. That is, we implement xFUZZ such that each contract is only allowed to be fuzzed for t_l seconds if the ML model considers the contract benign; or otherwise, 180 seconds, which is also the time limit adopted in sFUZZ. Note that if t_l is 0, the contract is skipped entirely when it is predicted to be benign by the ML model. The goal is to see whether we can set t_l to be a value smaller than 180 safely (i.e., without missing vulnerabilities). We thus systematically vary the value of t_l and observe the number of identified vulnerabilities.

The results are summarized in Figure 8 and Figure 9. Note that the tx-origin vulnerability is not included since it is not supported by sFUZZ. The red line represents vulnerabilities only found by xFUZZ, the green line represents vulnerabilities only reported by sFUZZ and the blue line denotes the reports shared by both two tools. We can see that the curves climb/drop sharply at the beginning and then saturate/flatten after 30s, indicating that most vulnerabilities are found in the first 30s.

We observe that when t_l is set to 0s (i.e., contracts predicted as benign or skipped entirely), xFUZZ still detects 82.8% (i.e., 111 out of 134, or equivalently 166% of that of sFUZZ) of the reentrancy vulnerabilities as well as 65.0% of the delegatecall vulnerability (13 out of 20). The result further improves if we set t_l to be 30 seconds, i.e., almost all (except 2 out of 174 reentrancy vulnerabilities; and none of the delegatecall vulnerabilities) are identified. Based on the result, we conclude that the ML model indeed enables to reduce fuzzing time on likely benign contracts significantly (i.e., from 180 seconds to 30 seconds) without missing almost any vulnerability.

The Effectiveness of Path Prioritization. To evaluate the relevance of path prioritization, we further analyze the results of the customized version of xFUZZ as discussed above. Recall that path prioritization allows us to explore likely vulnerable paths before the remaining. Thus, if path prioritization works, we would expect that the vulnerabilities are mostly found in paths, where xFUZZ explores first. We thus systematically count the number of vulnerabilities found in the first 10 paths which are explored by xFUZZ. The results are summarized in Table 5, where column “Top 10” shows the number of vulnerabilities detected in the first 10 paths explored.

The results show that, xFUZZ finds a total of 152 (out of 172) reentrancy vulnerabilities in the first 10 explored paths. In particular, the number of found vulnerabilities in the first 10 explored paths by xFUZZ is almost three times as many as that by sFUZZ. Similarly, xFUZZ also finds 32 (out of 33) delegatecall vulnerabilities in the first 10 explored paths. The results thus clearly suggest that path prioritization allows us to focus on relevant paths effectively, which has practical consequence on fuzzing large contracts.

Table 6: The time cost of each step in fuzzing procedures.

		sFUZZ	C.V.	xFUZZ
MPT(min)	Reentrancy	N.A.	N.A.	630.6
	Delegatecall	N.A.	N.A.	630.6
	Tx-origin	N.A.	N.A.	630.6
ST(min)	Reentrancy	21,930.0	N.A.	3,621.0
	Delegatecall	22,131.0	N.A.	3,678.0
	Tx-origin	N.A.	N.A.	3,683.0
DT(min)	Reentrancy	54.1	246.2	86.6
	Delegatecall	2.8	N.A.	4.2
	Tx-origin	N.A.	N.A.	2.9
Total(min)	Reentrancy	21,984.1	246.2	4,338.2
	Delegatecall	22,133.8	N.A.	4,312.8
	Tx-origin	N.A.	N.A.	4,316.5

Answer to RQ2: The ML model enables us to significantly reduce the fuzzing time on likely benign contracts without missing almost any vulnerabilities. Furthermore, most vulnerabilities are detected efficiently through our path prioritization. Overall, xFUZZ finds *twice* as many reentrancy or delegatecall vulnerabilities as sFUZZ.

6.4 RQ3: Detection Efficiency

Next, we evaluate the efficiency of our approach. We record time taken for each step during fuzzing and the results are summarized in Table 6. To eliminate randomness during fuzzing, we replay our experiments for five times and report the averaged results. In this table, “MPT” means model prediction time; “ST” means search time for vulnerable paths during fuzzing; “DT” means detection time for CLAIRVOYANCE and fuzzing time for the fuzzers. “N.A.” means that the tool has no such step in fuzzing or the vulnerability is currently not supported by it, and thus the time is not recorded.

The efficiency of our method (i.e., by reducing the search space) is evidenced as the results show that xFUZZ is obviously faster than sFUZZ, i.e., saving 80% of the time. The main reason for the saving is due to the saving on the search time (i.e., 80% reduction). We also observe that xFUZZ is slightly slower than sFUZZ in terms of the effective fuzzing time, i.e., an additional 32.5 (86.6-54.1) min is used for fuzzing cross-contract vulnerabilities. This is expected as the number of paths is much more (even after the reduction thanks to the ML model and path prioritization) than that in the presence of more than 2 interacting contracts. Note that CLAIRVOYANCE is faster than all tools because this tool is a static detector without perform runtime execution of contracts.

Answer to RQ3: Owing to the reduced search space of suspicious functions, the guided fuzzer xFUZZ saves over 80% of searching time and reports more vulnerabilities than sFUZZ with less than 20% of the time.

6.5 RQ4: Real-world Case Studies

In this section, we present 2 typical vulnerabilities reported by xFUZZ to qualitatively show why xFUZZ works. In general, the ML model and path prioritization help xFUZZ find vulnerabilities in three ways, i.e., ❶ locate vulnerable functions, ❷ identify paths from internal calls and ❸ identify feasible paths from external calls.

```

1  function buyOne(address _exchange, uint256
   _value, bytes _data) payable public
2  {
3    ...
4    buyInternal(_exchange, _value, _data);
5  }
6  function buyInternal(address _exc, uint256
   _value, bytes _data) internal
7  {
8    ...
9    require(_exc.call.value(_value)(_data));
10   balances[msg.sender] = balances[msg.
   sender].sub(_value);
11  }

```

Figure 10: A real-world reentrancy vulnerability found by xFuzz, in which the vulnerable path relies on internal calls.

```

1  contract SolidStamp{
2    function audContract(address _auditor)
   public onlyRegister
3  {
4    ...
5    _auditor.transfer(reward.sub(
   commissionKept));
6  }
7  }
8  contract SolidStampRegister{
9    address public CSolidStamp;
10   function registerAudit(bytes32 _codeHash)
   public
11  {
12    ...
13    SolidStamp(CSolidStamp).audContract(msg.
   sender);
14  }
15  }

```

Figure 11: A cross-contract vulnerability found by xFuzz. This contract is used in auditing transactions in real-world.

xFuzz is enhanced with path prioritization, which enables it to focus on vulnerabilities related to internal calls. In Figure 10², the modifier `internal` limits the access only to internal member functions. The attacker can however steal ethers by path `buyOne` → `buyInternal`. By applying xFuzz, the vulnerability is identified in 0.05 seconds and the vulnerable path is also efficiently exposed.

The path prioritization also enables xFuzz to find cross-contract vulnerabilities efficiently. For example, a real-world cross-contract vulnerability³ is shown in Figure 11. This example is for auditing transactions in real-world and involves with over 2,000 dollars. In this example, function `registerAudit` has a cross-contract call to a public address `CSolidStamp` at line 13, which intends to forward the call to function `audContract`. While this function is only allowed to be accessed by the registered functions, as limited by modifier `onlyRegister`, we can bypass this restriction by a cross-contract call `registerAudit` → `audContract`. Eventually, an attacker would be able to steal the ethers in seconds.

During our investigation on the experiment results, we gain the insights that xFuzz can be further improved in terms of handling

²deployed at 0x0695B9EA62C647E7621C84D12EFC9F2E0CDF5F72

³deployed at 0x165CFB9CCF8B185E03205AB4118EA6AFBDBA9203

```

1  if ((random()%2==1) && (msg.value == 1 ether)
   && (!locked))
2  \\\at 0
   x11F4306f9812B80E75C1411C1cf296b04917b2f0
3
4  require(msg.value == 0 || (_amount == msg.
   value && etherTokens[fromToken]));
5  \\\at 0
   x1a5f170802824e44181b6727e5447950880187ab

```

Figure 12: Complex path conditions involving with multiple variables and values.

complex path conditions. Complex path conditions often lead to prolonged fuzzing time or blocking penetration altogether. We identified a total of 3 cross-contract and 24 non-cross-contract vulnerabilities that are missed due to such a reason. Two of such complex condition examples (from two real-world false negatives of xFuzz) are shown in Figure 12. Function calls, values, variables and arrays are involved in the conditions. These conditions are difficult to satisfy for xFuzz and fuzzers in general (e.g., sFuzz failed to penetrate these paths too). This problem can be potentially addressed by integrating xFuzz with a theorem prover such that Z3 [7] which is tasked to solve these path conditions. That is, a hybrid fuzzing approach that integrates symbolic execution in a lightweight manner is likely to further improve xFuzz.

Answer to RQ4: With the help of model predictions and path prioritization, xFuzz is capable of rapidly locating vulnerabilities in real-world contracts. The main reason for false negatives is complex path conditions, which could be potentially addressed through integrating hybrid fuzzing into xFuzz.

7 RELATED WORK

In this section, we discuss works that are most relevant to ours.

Program analysis. We draw valuable development experience and domain specific knowledge from existing work [2, 4, 10, 13, 28]. Among them, SLITHER [13], OYENTE [28] and Atzei *et al.* [2] provide a transparent overlook on smart contracts detection and enhance our understanding on vulnerabilities. Chen *et al.* [4] and Durieux *et al.* [10] offer evaluations on the state-of-the-arts, which helps us find the limitation of existing tools.

Cross-contract vulnerability. Our study is closely related to previous works focusing on interactions between multiple contracts. Zhou *et al.* [45] present work to analyze relevance between smart contract files, which inspires us to focus on cross-contract interactions. He *et al.* [19] report that existing tools fail to exercise functions that can only execute at deeper states. Xue *et al.* [43] studied cross-contract reentrancy vulnerability. They propose to construct ICFG (combining CFGs with call graphs) then track vulnerability by taint analysis.

Smart contract testing. Our study is also relevant to previous fuzzing work on smart contracts. The work of Jiang *et al.* [22] makes the early attempt to fuzz smart contracts. CONTRACTFUZZER instruments Ethereum virtual machine and then collects execution logs for further analysis. Wüstholtz *et al.* present guided fuzzer to better mutate inputs. Similar method is implemented by He *et*

al. [19]. They propose to learn fuzzing strategies from the inputs generated from a symbolic expert. The above two methods inspire us to leverage a guider to reduce search space. Tai D *et al.* [31] implement a user-friendly AFL fuzzing tool for smart contracts, based on which we build our fuzzing framework. Different from these existing work, our work makes a special focus on proposing novel ML-guided method for fuzzing cross-contract vulnerabilities, which is highly important but largely untouched by existing work. Additionally, our comprehensive evaluation demonstrates that our proposed technique indeed outperforms the state-of-the-arts in detecting cross-contract vulnerabilities.

Machine learning practice. This work is also inspired by previous work [41, 42]. In their work, they propose learning behavior automata to facilitate vulnerability detection. Zhuang *et al.* [47] propose to build graph networks on smart contracts to extend understanding of malicious attacks. Their work inspires us to introduce machine learning method for detection. We also improve our model selection by inspiration of work of Liu *et al.* [27]. Their algorithm helps us select best models with satisfactory performance on recall and precision on highly imbalanced dataset.

8 CONCLUSION

In this paper, we propose xFuzz, a novel machine learning guided fuzzing framework for smart contracts, with a special focus on cross-contract vulnerabilities. We address two key challenges during its development: the search space of fuzzing is reduced, and cross-contract fuzzing is completed. The experiments demonstrate that xFuzz is much faster and more effective than existing fuzzers and detectors. In future, we will extend our framework with more static approach to support more vulnerabilities.

REFERENCES

- [1] Uri Alon, Meital Zilberstein, Omer Levy, and Eran Yahav. 2019. code2vec: Learning distributed representations of code. *Proceedings of the ACM on Programming Languages* (2019).
- [2] Nicola Atzei, Massimo Bartoletti, and Tiziana Cimoli. 2017. A survey of attacks on ethereum smart contracts (sok). In *International Conference on Principles of Security and Trust*. Springer, 164–186.
- [3] Nitesh V Chawla, Kevin W Bowyer, Lawrence O Hall, and W Philip Kegelmeyer. 2002. SMOTE: synthetic minority over-sampling technique. *Journal of artificial intelligence research* 16 (2002), 321–357.
- [4] Huashan Chen, Marcus Pendleton, Laurent Njilla, and Shouhuai Xu. 2020. A survey on ethereum systems security: Vulnerabilities, attacks, and defenses. *ACM Computing Surveys (CSUR)* (2020).
- [5] Tianqi Chen and Carlos Guestrin. 2016. Xgboost: A scalable tree boosting system. In *Proceedings of the 22nd acm sigkdd international conference on knowledge discovery and data mining*. 785–794.
- [6] VIKASH KUMAR DAS. 2020. TOP BLOCKCHAIN PLATFORMS OF 2020. <https://www.blockchain-council.org/blockchain/topblockchainplatformsof2020that/everblockchainenthusiasmustknow/>. Online; accessed September 2020.
- [7] Leonardo De Moura and Nikolaj Bjørner. 2008. Z3: An efficient SMT solver. In *International conference on Tools and Algorithms for the Construction and Analysis of Systems*. Springer, 337–340.
- [8] Dedaub. 2020. Security Technology for Smart Contracts. <https://contract-library.com/>. Online; accessed 29 January 2020.
- [9] Will Dreyer and Tavis Ormandy. 2007. Flayer: Exposing application internals. (2007).
- [10] Thomas Durieux, João F Ferreira, Rui Abreu, and Pedro Cruz. 2020. Empirical review of automated analysis tools on 47,587 Ethereum smart contracts. In *Proceedings of the ACM/IEEE 42nd ICSE*. 530–541.
- [11] Ethereum. 2017. Ethereum Daily Transaction Chart. <https://etherscan.io/chart/tx>. Online; accessed 29 January 2017.
- [12] ethervm. 2019. Ethereum Virtual Machine Opcodes. <https://ethervm.io/>. Online; accessed September 2019.
- [13] Josselin Feist, Gustavo Grieco, and Alex Groce. 2019. Slither: a static analysis framework for smart contracts. In *2019 IEEE/ACM 2nd International Workshop on Emerging Trends in Software Engineering for Blockchain (WETSEB)*. 8–15.
- [14] João F Ferreira, Pedro Cruz, Thomas Durieux, and Rui Abreu. 2020. SmartBugs: A Framework to Analyze Solidity Smart Contracts. *arXiv preprint arXiv:2007.04771* (2020).
- [15] Jianbo Gao, Han Liu, Yue Li, Chao Liu, Zhiqiang Yang, Qingshan Li, Zhi Guan, and Zhong Chen. 2019. Towards automated testing of blockchain-based decentralized applications. In *IEEE/ACM 27th ICPC*. 294–299.
- [16] Gustavo Grieco, Guillermo Luis Grimblat, Lucas Uzal, Sanjay Rawat, Josselin Feist, and Laurent Mounier. 2016. Toward Large-Scale Vulnerability Discovery Using Machine Learning. In *Proceedings of the 6th ACM Conference on Data and Application Security and Privacy*. 85–96.
- [17] Gustavo Grieco, Will Song, Artur Cygan, Josselin Feist, and Alex Groce. 2020. Echidna: effective, usable, and fast fuzzing for smart contracts. In *Proceedings of the 29th ACM SIGSOFT International Symposium on Software Testing and Analysis*. 557–560.
- [18] Osman Gazi Güçlütürk. 2018. The DAO Hack Explained: Unfortunate Take-off of Smart Contracts. <https://medium.com/@ogucuturk/the-dao-hack-explained-unfortunate-take-off-of-smart-contracts-2bd8c8db3562>. Online; accessed 22 January 2018.
- [19] Jingxuan He, Mislav Balunović, Nodar Ambroladze, Petar Tsankov, and Martin Vechev. 2019. Learning to fuzz from symbolic execution with application to smart contracts. In *Proceedings of the 2019 ACM SIGSAC Conference on Computer and Communications Security*. 531–548.
- [20] Software Testing Help. [n.d.]. 7 Principles Of Software Testing: Defect Clustering And Pareto Principle. <https://www.softwaretestinghelp.com/7-principles-of-software-testing/>. Accessed March, 2021.
- [21] Zhiheng Huang, Wei Xu, and Kai Yu. 2015. Bidirectional LSTM-CRF models for sequence tagging. *arXiv preprint arXiv:1508.01991* (2015).
- [22] Bo Jiang, Ye Liu, and WK Chan. 2018. Contractfuzzer: Fuzzing smart contracts for vulnerability detection. In *2018 33rd IEEE/ACM International Conference on Automated Software Engineering (ASE)*. IEEE, 259–269.
- [23] Sukrit Kalra, Seep Goel, Mohan Dhawan, and Subodh Sharma. 2018. ZEUS: Analyzing Safety of Smart Contracts. In *NDSS*.
- [24] Toshihiro Kamiya, Shinji Kusumoto, and Katsuro Inoue. 2002. CCFinder: a multilinguistic token-based code clone detection system for large scale source code. *IEEE Transactions on Software Engineering* (2002), 654–670.
- [25] Joffrey L Leevy, Taghi M Khoshgoftaar, Richard A Bauder, and Naem Seliya. 2018. A survey on addressing high-class imbalance in big data. *Journal of Big Data* (2018), 42.
- [26] Z. Li, D. Zou, J. Tang, Z. Zhang, M. Sun, and H. Jin. 2019. A Comparative Study of Deep Learning-Based Vulnerability Detection System. *IEEE Access* (2019), 103184–103197.

- [27] Xu-Ying Liu, Jianxin Wu, and Zhi-Hua Zhou. 2008. Exploratory undersampling for class-imbalance learning. *IEEE Transactions on Systems, Man, and Cybernetics, Part B (Cybernetics)* (2008), 539–550.
- [28] Loi Luu, Duc-Hiep Chu, Hrishi Olickeel, Prateek Saxena, and Aquinas Hobor. 2016. Making smart contracts smarter. In *Proceedings of the 2016 ACM SIGSAC CCS*. 254–269.
- [29] Tomas Mikolov, Kai Chen, Greg Corrado, and Jeffrey Dean. 2013. Efficient estimation of word representations in vector space. *arXiv preprint arXiv:1301.3781* (2013).
- [30] Tai D Nguyen, Long H Pham, and Jun Sun. 2021. sGUARD: Towards Fixing Vulnerable Smart Contracts Automatically. *arXiv preprint arXiv:2101.01917* (2021).
- [31] Tai D. Nguyen, Long H. Pham, Jun Sun, Yun Lin, and Quang Tran Minh. 2020. SFuzz: An Efficient Adaptive Fuzzer for Solidity Smart Contracts. In *Proceedings of the ACM/IEEE 42nd International Conference on Software Engineering (Seoul, South Korea) (ICSE '20)*. New York, NY, USA, 778–788.
- [32] Gustavo A Oliva, Ahmed E Hassan, and Zhen Ming Jack Jiang. 2020. An exploratory study of smart contracts in the Ethereum blockchain platform. *Empirical Software Engineering* (2020), 1–41.
- [33] Protofire. 2018. Solhint. <https://github.com/protofire/solhint>. Online; accessed September 2018.
- [34] Meng Ren, Zijing Yin, Fuchen Ma, Zhenyang Xu, Yu Jiang, Chengnian Sun, Huizhong Li, and Yan Cai. 2021. Empirical Evaluation of Smart Contract Testing: What Is the Best Choice? (2021).
- [35] Smart Contract Security. 2019. Smart Contract Weakness Classification Registry. <https://github.com/SmartContractSecurity/SWC-registry>. Online; accessed September 2019.
- [36] Nick Stephens, John Grosen, Christopher Salls, Andrew Dutcher, Ruoyu Wang, Jacopo Corbetta, Yan Shoshitaishvili, Christopher Kruegel, and Giovanni Vigna. 2016. Driller: Augmenting Fuzzing Through Selective Symbolic Execution.. In *NDSS*, Vol. 16.
- [37] Sergei Tikhomirov, Ekaterina Voskresenskaya, Ivan Ivanitskiy, Ramil Takhaviev, Evgeny Marchenko, and Yaroslav Alexandrov. 2018. Smartcheck: Static analysis of ethereum smart contracts. In *WETSEB*. 9–16.
- [38] Petar Tsankov, Andrei Dan, Dana Drachler-Cohen, Arthur Gervais, Florian Buenzli, and Martin Vechev. 2018. Securify: Practical security analysis of smart contracts. In *Proceedings of the 2018 ACM SIGSAC Conference on Computer and Communications Security*. 67–82.
- [39] Valentin Wüstholz and Maria Christakis. 2020. Harvey: A greybox fuzzer for smart contracts. In *Proceedings of the 28th ACM Joint Meeting on European Software Engineering Conference and Symposium on the Foundations of Software Engineering*. 1398–1409.
- [40] xFuzz. 2020. Machine Learning Guided Cross-contract Fuzzing. <https://anonymous.4open.science/r/xFuzzforReview-ICSE>. Online; accessed September 2020.
- [41] Hao Xiao, Jun Sun, Yang Liu, Shang-Wei Lin, and Chengnian Sun. 2013. Tzuyu: Learning stateful tpestates. In *2013 28th IEEE/ACM ASE*. IEEE, 432–442.
- [42] Yinxing Xue, Junjie Wang, Yang Liu, Hao Xiao, Jun Sun, and Mahinthan Chandramohan. 2015. Detection and classification of malicious JavaScript via attack behavior modelling. In *Proceedings of the 2015 ISSTA*. 48–59.
- [43] Xue Yinxing, Ma Mingliang, Lin Yun, Sui Yulei, Ye Jiaming, and Peng Tianyong. 2020. Cross-Contract Static Analysis for Detecting Practical Reentrancy Vulnerabilities in Smart Contracts. In *2020 35rd IEEE/ACM International Conference on Automated Software Engineering (ASE)*.
- [44] Qingzhao Zhang, Yizhuo Wang, Juanru Li, and Siqi Ma. 2020. EthPloit: From Fuzzing to Efficient Exploit Generation against Smart Contracts. In *2020 IEEE 27th SANER*. IEEE, 116–126.
- [45] Ence Zhou, Song Hua, Bingfeng Pi, Jun Sun, Yashihide Nomura, Kazuhiro Yamashita, and Hidetoshi Kurihara. 2018. Security assurance for smart contract. In *2018 9th IFIP International Conference on New Technologies, Mobility and Security (NTMS)*. IEEE, 1–5.
- [46] Yuan Zhuang, Zhenguang Liu, Peng Qian, Qi Liu, Xiang Wang, and Qinming He. 2020. Smart Contract Vulnerability Detection using Graph Neural Network.. In *IJCAI*. 3283–3290.
- [47] Yuan Zhuang, Zhenguang Liu, Peng Qian, Qi Liu, Xiang Wang, and Qinming He. 2020. Smart Contract Vulnerability Detection using Graph Neural Network. *International Joint Conferences on Artificial Intelligence Organization*, 3283–3290.