

# An Attack on Feature Level-based Facial Soft-biometric Privacy Enhancement

D. Osorio-Roig, C. Rathgeb, P. Drozdowski, P. Terhörst, V. Štruc, and C. Busch

**Abstract**—In the recent past, different researchers have proposed novel privacy-enhancing face recognition systems designed to conceal soft-biometric information at feature level. These works have reported impressive results, but usually do not consider specific attacks in their analysis of privacy protection. In most cases, the privacy protection capabilities of these schemes are tested through simple machine learning-based classifiers and visualisations of dimensional reduction tools.

In this work, we introduce an attack on feature level-based facial soft-biometric privacy-enhancement techniques. The attack is based on two observations: (1) to achieve high recognition accuracy, certain similarities between facial representations have to be retained in their privacy-enhanced versions; (2) highly similar facial representations usually originate from face images with similar soft-biometric attributes. Based on these observations, the proposed attack compares a privacy-enhanced face representation against a set of privacy-enhanced face representations with known soft-biometric attributes. Subsequently, the best obtained similarity scores are analysed to infer the unknown soft-biometric attributes of the attacked privacy-enhanced face representation. That is, the attack only requires a relatively small database of arbitrary face images and the privacy-enhancing face recognition algorithm as a black-box. In the experiments, the attack is applied to two representative approaches which have previously been reported to reliably conceal the gender in privacy-enhanced face representations. It is shown that the presented attack is able to circumvent the privacy enhancement to a considerable degree and is able to correctly classify gender with an accuracy of up to approximately 90% for both of the analysed privacy-enhancing face recognition systems. Future works on privacy-enhancing face recognition are encouraged to include the proposed attack in evaluations on privacy protection.

**Index Terms**—Biometrics, face recognition, privacy protection, privacy enhancement, soft-biometrics, attack.

## I. INTRODUCTION

Face recognition technologies are deployed in many personal, commercial, and governmental identity management systems around the world. Current state-of-the-art face recognition technologies utilise deep learning and massive training datasets to embed face images as discriminative representations in the latent space [1], [2]. Similar kinds of deep learning techniques, *e.g.* deconvolutional neural networks, have shown impressive results for reconstructing facial images from their corresponding embeddings [3]. Further, it has been demonstrated that, sensitive soft-biometric information, *e.g.* gender,

D. Osorio-Roig, C. Rathgeb, P. Drozdowski and C. Busch are with the Department of Computer Science, Hochschule Darmstadt, Darmstadt, Germany. P. Terhörst is with the Fraunhofer Institute for Computer Graphics Research, Darmstadt, Germany, and Department of Computer Science, Norwegian University of Science and Technology, Gjøvik, Norway. V. Štruc is with Faculty of Electrical Engineering, University of Ljubljana, Ljubljana, Slovenia.  
E-mail: daile.osorio-roig@h-da.de

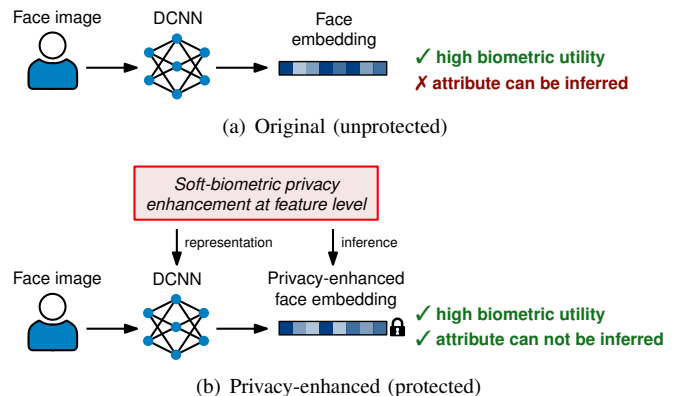


Fig. 1: Extraction of facial embeddings: (a) original face embeddings exhibit high biometric utility, but sensitive attributes can be derived from them; (b) application of soft-biometric privacy enhancement at representation or feature level is usually claimed to result in face embeddings with high biometric utility of which sensitive attributes can not be inferred.

race, or age, can be directly derived from facial embeddings [4], [5].

In response to these privacy issues, a considerable amount of research has been conducted over the past years. In order to protect individuals' privacy, *biometric template protection* schemes have been proposed for various biometric characteristics, including the face. Biometric template protection methods are commonly categorised as *cancelable biometrics* and *biometric cryptosystems*. Cancelable biometrics employ transforms in signal or feature domain which enable a biometric comparison in the transformed (encrypted) domain [6]. In contrast, the majority of biometric cryptosystems binds a key to a biometric feature vector resulting in a protected template. Biometric authentication is then performed indirectly by verifying the correctness of a retrieved key [7]. For comprehensive surveys on this topic, the interested reader is referred to [8], [9]. Alternatively, homomorphic encryption has frequently been suggested for biometric template protection [10]. Homomorphic encryption makes it possible to compute operations in the encrypted domain which are functionally equivalent to those in the plaintext domain and thus enables the estimation of certain distances between protected biometric templates. Biometric template protection are designed to fulfill the major requirements of irreversibility and unlinkability which are defined in ISO/IEC IS 24745 [11].

In addition to face-based biometric template protection,

methods that attempt to remove (or conceal) certain sensitive information from facial biometric data (while leaving other useful information unchanged) have been proposed by various research laboratories. Said schemes have recently been summarised under the umbrella term *privacy-enhancing face biometrics*, a comprehensive survey can be found in [12]. A large amount of published methods which are referred to as *soft-biometric privacy enhancement* aim at removing or suppressing sensitive attributes in facial data. In the context of a face recognition system, this group of techniques can be applied at either image level, representation level, or at inference level [12]. Approaches applied on image level, *e.g.* obfuscation, have been shown to enhance privacy at the cost of biometric utility. In other words, privacy-enhanced face images obtained by said techniques become less usable for facial recognition tasks. Further, different methods have been applied at representation level or inference level which are referred to as *feature level-based soft-biometric privacy-enhancement* in this work. Interestingly, these schemes have been reported to retain biometric utility and, at the same time, provide strong privacy protection [12], see Figure 1. This clearly contradicts with the assumption that a removal or suppression of facial information yield less discriminative face embeddings which results in a decrease in biometric performance, analogous to methods applied on image level. This necessitates a closer examination of feature level-based soft-biometric privacy enhancement methods, in particular since published approaches often lack a rigorous analysis with respect to privacy protection [13].

The main contribution of this work is the proposal of a novel attack on feature level-based privacy-enhancing face recognition systems, which is based on the following observations: it has recently been shown that facial recognition algorithms produce higher similarity scores and, hence, significantly more false matches for subjects with similar soft-biometric attributes – in particular gender and race. This effect is referred to as *broad homogeneity* [20]. Moreover, it has been shown that if face recognition algorithms utilise facial features that are unrelated to certain soft-biometric attributes, biometric performance usually decreases [21]. In this work, it is shown that these properties also hold for privacy-enhancing face recognition systems operating at feature level, in particular if these maintain the biometric performance of an original facial recognition system which makes use of soft-biometric attributes. In the proposed attack a face database with known soft-biometric attributes is used to generate a set of privacy-enhanced face representations against which a privacy-enhanced face representation with unknown soft-biometric attributes is compared. The best obtained similarity scores are then analysed to derive the unknown attributes of the attacked privacy-enhanced face representation. The attack can be performed offline and only requires the privacy-enhancing algorithm as black box and an arbitrary set of facial images with known soft-biometric attributes. In experimental evaluations, the attack is applied to privacy-enhanced face representation obtained by two recently published algorithms, *i.e.* privacy-enhancing face-representation learning network (PFRNet) [17] and privacy-enhancing face recognition based

on minimum information units (PE-MIU) [18]. High success rates of up to 90% with respect to gender prediction are obtained for attacking both state-of-the-art algorithms. These results indicate that privacy protection capabilities of feature level-based facial soft-biometric privacy enhancement methods are commonly over-estimated in the current scientific literature. To advance developments of facial soft-biometric privacy enhancement, it is strongly suggested to employ the proposed kind of attack in evaluations of privacy protection capabilities of future methods.

This work is organised as follows: section II briefly summarises most relevant works on feature level-based soft-biometric privacy-enhancing techniques. Section III describes the proposed attack in detail. The experimental setup and results are reported in sections IV and V, respectively. They are subsequently discussed in section VI, while section VII contains a summary and concluding remarks.

## II. RELATED WORKS

Several efforts have been made in recent years to introduce different feature level-based soft-biometric privacy-enhancing techniques, *i.e.* approaches operating at representation or inference level. Table I lists the most relevant works in this research area. The performance metrics are reported in the table exactly as in the cited papers. Note that differently named metrics often correspond to the same underlying concept, *e.g.* ADA is expected to be the same as COCR. According to Meden *et al.* [12], methods applied at representation level can be further categorised as transformation- and elimination-based techniques. The former try to suppress some targeted information by transforming the feature space into another space free of sensitive information, *e.g.* gender attributes. In contrast, elimination-based approaches remove elements within the feature vector that are most discriminative with respect to the targeted attribute [12].

Terhöst *et al.* [14] proposed a Cosine-Sensitive Noise (CSN) transformation in order to enhance privacy in terms of gender and age attributes over face embeddings. In the context of feature transformation, the authors introduced a specific type of noise over the face representation which hides the soft-biometric information.

From a different perspective, Morales *et al.* [15] proposed SensitiveNets in a supervised manner for soft-biometric privacy protection by transforming the target of the objective function, *i.e.* triplet loss, in a deep learning model. This approach learns new feature representations suppressing gender and ethnicity information.

Keeping in mind that the soft-biometric information is not distributed equally across the features [12], Terhöst *et al.* [16] proposed a strategy called Incremental Variable Elimination (IVE) to eliminate (or remove) components from the biometric representation. Important variables from the feature are removed through a decision tree ensemble. Bortolato *et al.* [17] managed to learn a disentangled feature representation using a deep learning model, the so-called PFRNet. PFRNet is an autoencoder which learns to separate gender attributes from the identity information. Despite this method being based on

TABLE I: Overview of most relevant facial feature level-based soft-biometric privacy enhancement approaches (results reported for best configurations and scenarios; note the differences in the used evaluation datasets and performance metrics).

Authors	Method	Level	Protected Attribute	Datasets	Original		Privacy-Enhanced	
					Biometric Perf.	Classification Perf.	Biometric Perf.	Classification Perf.
Terhörst <i>et al.</i> [14]	CSN-Transformation	Representation	Gender Age	ColorFeret	~ 0.09% EER	~ 90.0% ADA -	~ 0.18% EER	~ 65.00% ADA 10.6% ASR
Morales <i>et al.</i> [15]	SensitiveNets	Representation	Gender Ethnicity	LFW	98.4% VA	97.70% ADA 98.8% ADA	95.8% VA	54.6% ADA 53.5% ADA
Terhörst <i>et al.</i> [16]	IVE	Representation	Gender Age	ColorFeret	3.1% EER	94.8% COCR 68.7% COCR	3.8% EER	77.9% COCR 50.6% COCR
Bortolato <i>et al.</i> [17]	PFRNet	Representation	Gender	CelebA	5.9% EER	1.8% <i>fic</i>	8.6% EER	43.5% <i>fic</i>
				Adience	5.6% EER	14.5% <i>fic</i>	6.4% EER	50.2% <i>fic</i>
				LFW	1.8% EER	4.9% <i>fic</i>	2.8% EER	41.4% <i>fic</i>
Terhörst <i>et al.</i> [18]	PE-MIU	Inference	Gender	LFW	0.49% EER	89.50% ADA	0.56% EER	50.23% ADA
				Adience	3.27% EER	89.81% ADA	3.63% EER	44.71% ADA
				ColorFeret	2.15% EER	97.62% ADA	3.11% EER	51.87 ADA
Terhörst <i>et al.</i> [19]	NFR	Inference	Gender Age	ColorFeret	1.97% EER	97.30% ADA 57.40% ADA	3.18% EER	22.2% ASR 30.2% ASR
			Ethnicity					14.6% ASR
			Gender Age	Adience	3.83% EER	84.91% ADA 60.36% ADA	4.43% EER	26.1% ASR 28.7% ASR

EER: Equal Error Rate  
VA: Verification Accuracy  
ADA: Attribute Decision Accuracy  
ASR: Attribute Suppression Rate  
COCR: Overall Correct Classification Rate  
*fic*: Fraction of Incorrectly Classified Images

a supervised learning, *i.e.* training from a target soft-biometric attribute, the biometric utility is shown to be maintained for facial recognition purposes.

In order to provide a lower complexity and a high level of privacy protection, a few works operating at the inference level have been proposed recently. The idea behind these approaches lies in the combination of feature engineering, *e.g.* at representation level through feature transformation, and an adapted comparator. Following this idea, Terhörst *et al.* [19] designed the first type of inference technique based on negative face recognition (NFR). So-called negative embeddings are obtained by introducing features to them that are intentionally different from the original (positive) embeddings, thereby concealing soft-biometric attributes. Accordingly, a particular comparison process based on dissimilarities is also proposed.

Terhörst *et al.* [18] proposed the PE-MIU method which allows creating a non-sensitive face template by partitioning the original feature vector into smaller parts (called Minimum Information Units - MIUs). Then, these MIU blocks (or locations) are randomly shuffled resulting in different permutations over the original representation. At inference level, the comparison procedure incorporates an alignment step of the MIUs between the transformed probe and references.

Whereas several authors have explored the development of novel techniques for removal of information on soft-biometrics with promising results, there still exists a need for deeper analysis and the achieved privacy protection. Terhörst *et al.* [13] recently argued that the absence of a standardized evaluation protocol hampers a meaningful comparison of proposed approaches to facial soft-biometric privacy enhancement. They propose a framework to evaluate the trade-off between suppressing an attribute and maintaining the recognition performance. However, their framework does not consider specific attacks.

In summary, a comprehensive experimental evaluation

in [18] showed that the *feature level-based soft-biometric privacy enhancement* approaches, *i.e.* applied on representation level and inference level, achieved a promising trade-off between soft-biometric privacy protection and biometric performance over challenging databases such as Adience [22] and LFW [23]. In particular, PFRNet and PE-MIU appeared to be those techniques that conceal gender information while maintaining high verification performance rates. These methods are considered in the analysis of this work. PFRNet and PE-MIU are based on a model [24] trained on VGGFace2 database (hereafter referred to as VGGFace2) and the FaceNet [25] face recognition system. Accordingly, these face recognition systems are used in experiments representing the original unprotected systems.

### III. PROPOSED ATTACK

This section presents the proposed attack. Subsection III-A provides background information and theoretical foundations of the attack. Figure 2 shows an overview of the proposed attack; a detailed description of the attack execution is given in subsection III-B.

#### A. Background

The proposed attack relies on several observations about:

- 1) The effects of broad homogeneity and demographic differentials in face recognition.
- 2) Intrinsic properties and general operating principles of the privacy-enhancing methods the attack is aimed at.

Regarding the first of the above, let  $P$  denote a probability measure and  $s$  a similarity scoring function between two non-mated samples with given soft-biometric attributes  $a_1$  and  $a_2$ , which can be identical (*e.g.* female vs female) or different (*e.g.* female vs male). For the purpose of this example, let  $s$

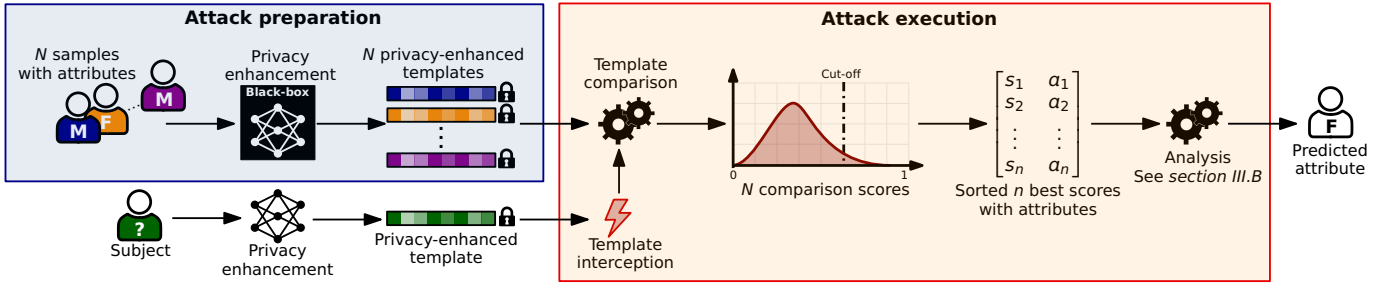


Fig. 2: Overview of the attack: an attacker is in possession of the soft-biometric privacy enhancement method and applies it to a database of face images with known labels (collected in the preparation phase); subsequently, an intercepted privacy enhanced face embedding is compared against the database and the best scores are analysed to predict the soft-biometric attribute.

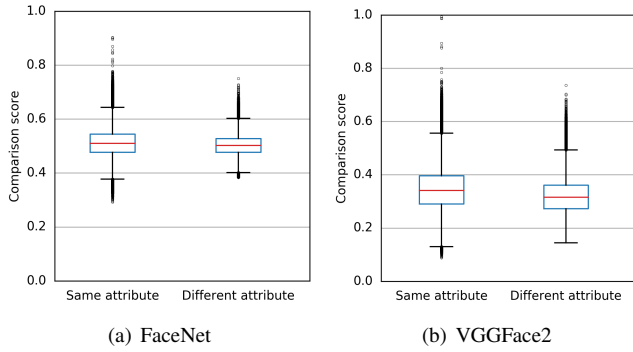


Fig. 3: Boxplots of similarity scores for original (unprotected) non-mated comparison trails with same and different soft-biometric attributes for two face recognition systems on the LFW database.

return similarity scores in the range  $[0, 1]$ , where 0 represents a complete dissimilarity and 1 a perfect similarity.

As previously discussed in section I, many works [26], [20], [27] have shown that comparisons between non-mated samples of same/similar soft-biometric attributes tend to generally yield higher similarity scores and consequently more frequent false matches. This property is especially pertinent in face recognition, but does not necessarily hold for all other biometric characteristics (*e.g.* iris) [21]. In many face recognition systems, the relation described in equation 1 generally holds true.

$$P(s_{a_1=a_2}(\cdot) > s_{a_1 \neq a_2}(\cdot)) \gg P(s_{a_1=a_2}(\cdot) < s_{a_1 \neq a_2}(\cdot)) \quad (1)$$

Additionally, beyond the general shift in the non-mated similarity scores distributions, the highest non-mated similarity scores (*i.e.* those at the tail of the score distribution) tend to stem from comparisons of two non-mated samples with identical, rather than different soft-biometric attributes. In other words, as the similarity score increases, the probability of the contributing samples being associated with the same soft-biometric attribute also increases, as described in equation 2.

$$s_{a_1, a_2}(\cdot) \rightarrow 1 \Leftrightarrow P(a_1 = a_2) \rightarrow 1 \quad (2)$$

Figure 3 illustrates the above two propositions empirically. It can be seen, that the body of the boxplot for the “same attribute” similarity scores is shifted towards higher similarity scores; furthermore, its whisker and outliers are likewise shifted w.r.t. the boxplot for the “different attribute” similarity scores.

Regarding the second point mentioned at the beginning of this section, the general goal of the privacy-enhancing methods described in section II is to maintain the biometric performance and to simultaneously make infeasible inferring the soft-biometric attributes of the protected template. In other words, it is assumed that the methods retain sufficient identity information, while the information about the soft-biometric attributes is somehow disentangled/removed, *e.g.* in [14], [15], [17], [18]. Intuitively, such a process appears challenging. It would be surprising if this was possible, *i.e.* that not even the slightest overlap between identity and *e.g.* gender or ethnicity information existed. Thus far, this assertion has neither been theoretically proven nor rigorously tested empirically. While the privacy-enhancing methods may change the feature space to be no longer separable (*i.e.* prevent classification by *e.g.* SVMs), this does not necessarily guarantee security from other types of attacks, *e.g.* as described below.

In order to reach a decision based on a computed similarity score, biometric systems typically operate using a fixed decision threshold. Let  $t$  denote such a decision threshold; if  $s(\cdot) > t$ , the compared samples are deemed to be mated by the system. In case the samples are actually non-mated, this means a false match. A biometric system operates perfectly iff  $\forall s(\text{mated}) > t \wedge \forall s(\text{non-mated}) < t$ . However, in practice this is not the case, *i.e.*  $\exists s(\text{mated}) < t \vee \exists s(\text{non-mated}) > t$ . Although the feature representation and/or the comparator may operate completely different in the protected and unprotected domain, the basic principles regarding similarity scores and decision threshold remain unchanged. Hence, if biometric performance is to be maintained by the privacy-enhancing method, then the relations in equation 3 must hold.

$$\begin{aligned} P(s_{\text{unprotected}}(\cdot) > t) &\equiv P(s_{\text{protected}}(\cdot) > t) \\ P(s_{\text{unprotected}}(\cdot) < t) &\equiv P(s_{\text{protected}}(\cdot) < t) \end{aligned} \quad (3)$$

To satisfy these relations, the mapping performed by the privacy-enhancing method must be done in such a way, that sample pairs which would have achieved a high similarity

score in the unprotected domain also do so in the protected domain. Due to the nearly inevitable overlap between the mated and non-mated score distributions, this implies that some non-mated sample pairs will be clustered closely together in the latent space generated by the privacy-enhancement method (*i.e.* at least those scoring above  $t$  corresponding to a certain false-match rate), *i.e.* equation 2 likely holds true also in the protected domain, thus opening an attack vector.

Bringing together the above points enables an attack aimed at inferring the soft-biometric attributes of templates protected by the aforementioned privacy-enhancing methods. The prerequisites for the attack are modest (see section VI for a discussion on attacker models):

- 1) The attacker intercepts a privacy-enhanced template.
- 2) The attacker knows which algorithm was used to protect the template and can operate it as a black-box to generate new templates from own data.
- 3) The attacker possesses or can synthesize a dataset of arbitrary facial image, with approximate balanced distribution of the target attribute.

The attack, described in detail in the next subsection, takes advantage of the demographic differentials exhibited by most facial recognition systems, the imperfect separation between mated and non-mated distributions in the vast majority of biometric recognition systems, and other circumstances which prevent the privacy-enhancing methods to fully disentangle identity and soft-biometric information.

### B. Attack execution

In the first step of the attack, an intercepted template is compared against the attacker’s own database of privacy-enhanced facial templates. Let  $N$  represent the number of samples in the attacker’s database,  $K$  the list of distinct soft-biometric attributes (*e.g.* male and female for gender) in the attacker’s database, and  $k$  the count thereof. Thus, a list of  $S_N = [s_1 \dots s_N]$  similarity scores is created; furthermore, a list of same length containing the soft-biometric attributes of the samples from attacker’s database is maintained, *i.e.*  $A_N = [a_1 \dots a_N]$ .

Instead of considering the entire list of scores, only a subset of highest similarity scores is considered. Depending on the selected analysis method (described further below), the attacker selects *one of the following*:

- 1) A single list, denoted  $S_{all_n}$ , representing similarity scores taken from  $S_N$ , sorted in descending order, and cut-off after  $n$  first entries.
- 2)  $k$  lists  $S_{a'_n}$ , each representing similarity scores taken from  $S_N$  for each specific attribute  $a'$  present in the attacker’s database. The lists are sorted by similarity score in descending order, and cut-off after  $n$  first entries.

As described in subsection III-A, based on the behaviour of the similarity scores or attributes in the above list(s), a prediction of the soft-biometric attribute of the intercepted template is expected to be possible. In the analysis step, the attacker applies simple algorithms or calculations to quantify the aforementioned behaviours in single numbers which can easily

be translated into a prediction. Let  $c_{attack\_type}(a)$  represent a function which computes a loosely defined “strength of evidence” or a probability (not in a strict mathematical sense) of the intercepted template having a given soft-biometric attribute  $a$ . Further, let  $C_{attack\_type}$  represent a list containing such probabilities for all ( $k$ ) considered soft-biometric attributes and for a given attack type as described below.

**Majority vote** The first and simplest approach to analysing the resulting scores is counting the soft-biometric attributes corresponding to highest similarity scores in  $S_{all_n}$ . Let  $C_{vote} = [c(a_1) \dots c(a_k)]$  represent a list of such counts for all  $k$  possible attributes in the attacker’s database.

**Averaging** Considering the actual similarity scores, a basic approach is to compute an average of the  $n$  best scores for each potential soft-biometric attribute in the attacker’s database. Let  $C_{av} = [c_{av}(a_1) \dots c_{av}(a_k)]$  represent a list of such averages for all  $k$  possible attributes in the attacker’s database.

$$c_{av}(a) = \frac{1}{n} \sum_{i=1}^n s_{a_i}(\cdot) \quad (4)$$

**Weighted averaging** More complex functions may be considered to fine-tune the averaging method above. Specifically, the similarity scores may be weighted according to their position in the list of  $n$  highest scores. Two methods of increasing the significance of the best scores are considered: linear and logarithmic weight functions, as shown in equations 5 and 6, respectively. Both functions assign the highest weight to the best score for the given attribute, *i.e.*  $s_{a_1}$ ; the weights for the following scores (*i.e.*  $i > 2$ ) decrease linearly or logarithmically. Let  $C_{av\_lin} = [c_{av\_lin}(a_1) \dots c_{av\_lin}(a_k)]$  and  $C_{av\_log} = [c_{av\_log}(a_1) \dots c_{av\_log}(a_k)]$  represent lists of such linearly or logarithmically weighted averages for all  $k$  possible attributes in the attacker’s database.

$$c_{av\_lin}(a) = \sum_{i=1}^n \left( 1 - \left( \frac{1}{n+1} \right) \cdot i \right) \cdot s_{a_i}(\cdot) \quad (5)$$

$$c_{av\_log}(a) = \sum_{i=1}^n -\log \left( \frac{1}{n+1} \cdot i \right) \cdot s_{a_i}(\cdot) \quad (6)$$

To reach a decision denoted  $P(x)$  (*i.e.* to predict the unknown attribute  $x$  of the intercepted template), the maximum value for the chosen attack type is found, *i.e.*  $p = \operatorname{argmax}_x C_{attack\_type}$ . Finally, the corresponding soft-biometric attribute is selected accordingly, *i.e.*  $P(x) = K_p$ .

## IV. EXPERIMENTAL SETUP

This section describes the setup of the conducted experiments. Specifically, subsection IV-A describes the experimental protocol, the used datasets are summarised in subsection IV-B, while subsection IV-C outlines the metrics used in the evaluations.

TABLE II: Overview of the analysed soft-biometric privacy enhancement approaches.

Approach	Recognition Model	Protected Attribute	Databases
PFRNet [17]	VGGFace2 [24]	Gender	Adience [22] LFW [23] CelebA [28]
PE-MIU [18]	FaceNet [25]	Gender	Adience [22] LFW [23] ColorFeret [29]

### A. Protocol

Two well-known feature level-based soft-biometric privacy enhancement approaches, *i.e.* PFRNet and PE-MIU were selected. Moreover, the corresponding unprotected face recognition systems VGGFace2 and FaceNet are used. While these face recognition system may not represent the current state-of-the-art, these are used to reproduce the results reported in previous works. Additionally, the effect of broad homogeneity has recently also been confirmed for various state-of-the-art systems [21]. Table II shows an overview of the analysed soft-biometric privacy enhancement approaches and the databases used by them. Both systems have been designed to conceal or remove gender information in face embeddings. Although other methods do exist in the literature (see section II, they were either superseded by the aforementioned methods or their authors were not able to provide the generated templates and/or the code/models for generating them.

The evaluation consists of following parts, organised accordingly in section V:

**Performance analysis** in a baseline evaluation, the biometric performance and gender prediction accuracy are computed using the original (unprotected) and privacy-enhanced (protected) templates, similar to the protocol described in the respective publications [17], [18].

**Vulnerability analysis** the attacks described in section III are carried out and their efficacy is evaluated.

### B. Datasets

The experiments were conducted using the facial image databases with soft-biometric attribute annotations and face recognition models used by the authors of each of the considered soft-biometric privacy-enhancement approach, see Table II. The privacy-enhanced templates generated by PFRNet for each dataset were provided directly by their authors [17]. For PE-MIU, the templates were generated using the publicly available PE-MIU software<sup>1</sup>.

To simulate an attacker possessing their own dataset, subsets of said databases were created by selecting one sample (with highest quality) per identity. These subsets are then balanced w.r.t. the protected soft-biometric attribute (*i.e.* gender) resulting in an approximate equal number of male and female subjects in the database. This is done to avoid a higher false match probability for one of the genders. Potential duplicate identities across the databases were identified by visual inspection and removed from the evaluations. Figure 4 depicts

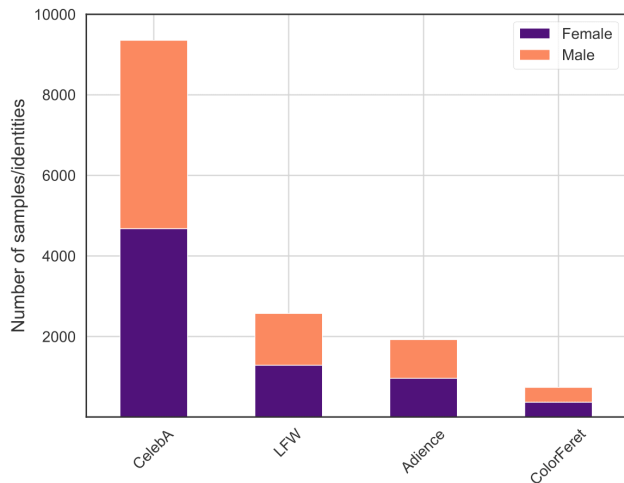


Fig. 4: Gender-balanced attacker databases sorted by size.

an overview of the number of identities and the distribution of the gender attribute used for each dataset. Note that numerous subjects/samples have to be removed in order to obtain gender-balanced attacker databases. In the cross-database evaluations, the dataset possessed by the attacker and the dataset from which the targeted privacy-enhanced templates stem from are always different (*e.g.* attacker is in possession of FERET database, while the target stems from LFW database).

### C. Metrics

The experimental evaluation is conducted according to ISO/IEC 19795-1 [30] standard methods. The standard and additional metrics used in the experimental evaluation are as follows:

**Biometric performance** the False Non-Match Rate (FNMR) and False Match Rate (FMR) denote the proportion of falsely classified mated and non-mated attempts in a biometric verification scenario, respectively. Additionally, the equal error rate (EER), which is the point where FMR and FNMR are equal, is reported.

**Attack success rate** percentage of samples correctly classified in terms of soft-biometric attribute by an attack. This rate can also be seen as gender prediction accuracy.

## V. RESULTS

In this section, subsection V-A presents an performance analysis of the used soft-biometric privacy-enhancing approaches. Subsequently, a vulnerability analysis of said methods to the proposed attack is conducted in subsection V-B.

### A. Performance analysis

As a first step, the biometric performance of the unprotected systems, *i.e.* original system, is estimated and compared against that of the corresponding privacy-enhanced systems. In Table III, the face verification performance is reported on different databases for each method. PFRNet and PE-MIU have both been applied on LFW and Adience. In addition PFRNet has been applied to CelebA and PE-MIU to

<sup>1</sup><https://github.com/pterhoer/PrivacyPreservingFaceRecognition>

TABLE III: Biometric performance for original (unprotected) and privacy-enhanced (protected) systems (in %).

Method	Dataset	Original			Privacy-enhanced		
		EER	FMR	FNMR	EER	FMR	FNMR
PFRNet	LFW	0.80	0.001	3.562	1.38	0.001	7.098
			0.01	0.665	0.01	0.01	1.762
			0.1	0.066	0.1	0.1	0.231
	Adience	6.70	0.001	74.445	6.72	0.001	80.191
			0.01	40.022	0.01	0.01	43.501
			0.1	4.332	0.1	0.1	4.632
CelebA	6.47	0.001	30.786	0.001	34.326		
		0.01	15.533	0.01	20.108		
		0.1	4.962	0.1	9.034		
PE-MIU	LFW	0.55	0.001	2.116	0.64	0.001	2.234
			0.01	0.347	0.01	0.01	0.512
			0.1	0.049	0.1	0.1	0.165
	Adience	4.72	0.001	63.675	4.72	0.001	63.675
			0.01	22.640	0.01	0.01	22.638
			0.1	2.057	0.1	0.1	2.347
ColorFeret	2.16	0.001	16.721	0.001	16.724		
		0.01	4.083	0.01	4.613		
		0.1	0.419	0.1	1.246		

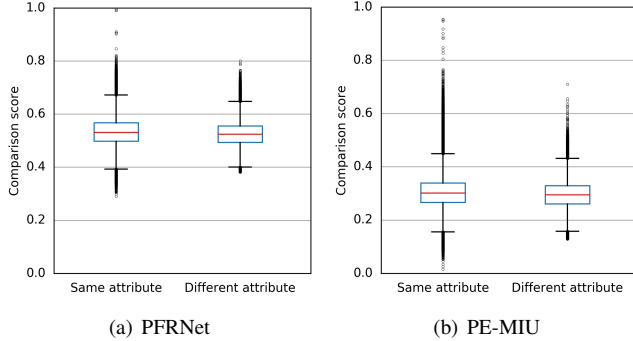


Fig. 5: Boxplots of similarity scores for non-mated comparison trials of privacy-enhanced templates with same and different soft-biometric attributes for both algorithms on the LFW database.

ColorFeret, respectively. Based on the obtained results we can observe that the verification performance on privacy-enhanced system is slightly degraded compared to the original system. This confirms that privacy enhancement defines a trade-off between identity information and suppression of privacy-sensitive attributes, as it is shown in [18]. It can be observed that for  $FMRs < 0.1\%$ , the PE-MIU biometric performance is up to seven times lower than the PFRNet performance over similar databases, *i.e.* LFW and Adience. In particular, for a practical scenario ( $FMR = 0.1\%$ ), PE-MIU rejects only approximately 0.17% and 2.35% of the mated samples over these two challenging databases, respectively. Overall, both systems obtain impressive performance rates across different databases which are generally retained in their privacy-enhanced versions.

In the second experiment, the gender prediction performance of both both approaches, *i.e.* PRF-Net and PE-MIU, is explored. To that end, machine learning-based gender classifiers are trained on original face embeddings and privacy-enhanced templates obtained by both approaches in cross-

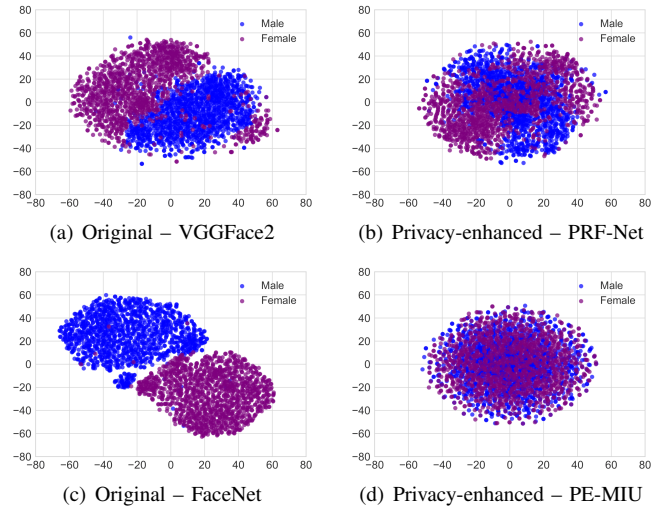


Fig. 6: Visualization of original (unprotected) and privacy-enhanced (protected) face representations over the LFW database using t-SNE.

database scenarios, *e.g.* training on LFW and gender prediction on Adience, where the number of subjects for each gender attribute is also balanced (see Figure 4). In Table IV, the gender prediction performance is reported for different classic classifiers, *e.g.* kNN and SVM. Here, SVM is employed by training different kernels (Poly, RBF, and Sigmoid). Note that hyper-parameters of both classifiers were set to basic configurations without optimisation.

A significant degradation of the gender prediction performance is observable for privacy-enhanced templates compared to unprotected templates. Lowest average gender prediction accuracy of 52.37% is obtained by PE-MIU, in contrast to 65.22% for PFRNet, over similar cross-database scenarios (*i.e.* training on LFW and Adience to predict on Adience and LFW respectively). These results indicate that machine learning-based classifiers are not able to reliably predict gender from privacy-enhanced templates. This is further supported by looking at visualisations obtained by dimensionality reduction tools. Examples using t-distributed stochastic neighbour embeddings (t-SNE) [31] are depicted in Figure 6. It can be observed that in their original embeddings, faces are clustered with respect to gender, which is not the case for the privacy-enhanced templates. At this point, it is important to repeat that such observations are the basis for reporting high level of soft-biometric privacy in some published works, *e.g.* in [14], [15], [17], [18].

### B. Vulnerability analysis

In a first experiment, it is analysed whether the propositions about the properties of privacy-enhanced templates made in subsection III-A hold. Figure 5 depicts examples of similarity scores for non-mated comparison trials of privacy-enhanced templates with same and different soft-biometric attributes for both used methods (analogous to Figure 3). Like in the original unprotected systems, “same attribute” boxplots are shifted towards higher similarity score. In addition, facial image pairs

TABLE IV: Gender prediction performance of basic machine learning-based classifiers on original (unprotected) and privacy-enhanced (protected) templates in cross-database scenarios (in %).

Method	Training	Testing	Original SVM				Privacy-enhanced SVM			
			kNN	Poly	RBF	Sigmoid	kNN	Poly	RBF	Sigmoid
PFRNet	LFW	Adience	80.80	<b>91.00</b>	90.95	87.36	69.82	79.60	79.70	<b>62.64</b>
	Adience	CelebA	77.40	91.24	<b>94.54</b>	87.84	63.16	59.33	58.42	<b>51.19</b>
		LFW	83.36	94.56	<b>96.93</b>	87.91	73.79	76.39	75.42	<b>67.80</b>
CelebA	Adience	80.75	89.65	<b>91.42</b>	86.73	73.20	83.71	86.00	<b>70.00</b>	
PE-MIU	LFW	Adience	90.42	<b>91.31</b>	87.04	60.21	58.55	56.20	64.06	<b>50.00</b>
	Adience	ColorFeret	95.38	89.13	<b>96.20</b>	68.34	61.41	<b>55.43</b>	70.92	59.78
		LFW	95.18	89.81	<b>96.73</b>	72.86	59.18	57.93	63.06	<b>54.74</b>
	ColorFeret	ColorFeret	<b>88.99</b>	84.24	88.18	80.98	62.09	60.46	61.68	<b>57.20</b>
		LFW	93.51	84.56	<b>98.21</b>	75.00	57.62	50.27	<b>50.00</b>	51.63
	Adience	85.17	80.84	<b>89.54</b>	77.39	59.22	<b>50.00</b>	50.36	51.88	



Fig. 7: Ranked examples of samples that reach a high similarity score in a non-mated comparison of privacy-enhanced templates of PFRNet (first and second row) and PE-MIU (third and fourth row); images taken from the LFW database.

which produce high similarity scores when comparing their corresponding privacy-enhanced templates have been visually inspected. Examples of samples and top-ranked samples that obtain high similarity scores in non-mated comparison of privacy-enhanced template are depicted in Figure 7. It can be seen that with high probability the gender of top-ranked samples is the same as that of the leftmost sample. This suggests that the effect of broad homogeneity still exists in the protected domain.

In the second experiment, the different types of attacks are launched to derive the gender attribute from privacy-enhanced templates. It is important to note that all the attack strategies are analysed in cross-database scenarios. In the first step, the attack is applied using the majority-based voting strategy to derive gender from privacy-enhanced templates. Obtained results are summarised in Table V where best obtained results for each cross-database scenario are marked bold. Employing the majority voting-based strategy, the attacker obtains the gender attribute from the  $n$  odd best scores. Highest attack success rates are achieved for employing a small number of  $n = 11$  best scores. The average obtained attack success

rates for this attack strategy lies around 85% which is clearly above that achieved by machine learning-based classifiers (*c.f.* Table IV on the right hand side for privacy-enhanced templates).

Table VI, Table VII, and Table VIII list the attack success rates for the averaging strategy. Again, best attack success rates for each cross-database experiment are marked bold. In this attack strategies  $n$  best scores against male and female subjects from the attacker database are averaged and compared to obtain the gender attribute from privacy-enhanced templates. For averaging without weights, competitive attack success rates are achieved for considering  $n = 10$  best males and females scores. Overall, slight improvements (up to approximately two percent points) are observable when comparing the averaging strategies to the majority voting-based strategy. Further, in case scores are weighted w.r.t. their rank, higher values of  $n \geq 50$  can reveal improved attack success rates (around one percent point) compared to the simple averaging. Moreover, by weighting the scores the attack is expected to become more robust, *i.e.* less sensitive to  $n$ .

In summary, the obtained results confirm that both analysed



TABLE V: Attack success rates of the attack employing the majority voting strategy (in %).

Method	Attacker	Target	Attack success rate					
			$n = 1$	$n = 5$	$n = 11$	$n = 51$	$n = 101$	$n = 201$
PFRNet	LFW	Adience	77.14	82.15	<b>82.50</b>	80.17	78.62	76.13
	Adience	CelebA	76.69	79.71	<b>80.91</b>	80.12	79.08	77.63
		LFW	75.29	78.30	<b>78.36</b>	76.48	74.56	70.14
	CelebA	Adience	70.56	<b>71.83</b>	71.06	66.32	63.75	60.35
PE-MIU	LFW	Adience	86.51	<b>87.99</b>	87.67	85.03	82.58	78.58
		ColorFeret	83.44	84.18	<b>84.33</b>	81.53	78.73	72.74
	Adience	LFW	86.05	87.40	<b>87.92</b>	84.59	82.88	79.96
		ColorFeret	79.54	81.57	<b>81.73</b>	77.98	74.75	70.01
	ColorFeret	LFW	91.03	92.39	<b>92.80</b>	91.98	89.13	86.01
		Adience	84.78	<b>87.91</b>	87.77	86.96	84.92	84.38

TABLE VI: Attack success rates of the attack employing the averaging strategy (in %).

Method	Attacker	Target	Attack success rate					
			$n = 1$	$n = 5$	$n = 10$	$n = 50$	$n = 100$	$n = 200$
PFRNet	LFW	Adience	77.14	83.36	<b>83.59</b>	81.61	79.74	77.41
	Adience	CelebA	76.69	80.49	<b>81.37</b>	81.32	80.70	78.77
		LFW	75.29	79.45	<b>79.97</b>	77.47	75.81	72.06
	CelebA	Adience	70.56	<b>72.71</b>	72.35	67.84	64.98	61.80
PE-MIU	LFW	Adience	86.51	89.74	90.40	88.65	86.16	83.16
		ColorFeret	83.44	86.82	<b>86.98</b>	84.56	81.77	78.38
	Adience	LFW	86.05	88.60	<b>89.02</b>	87.82	86.05	83.71
		ColorFeret	79.54	83.08	<b>83.13</b>	81.05	78.87	76.58
	ColorFeret	LFW	91.03	92.39	<b>93.89</b>	93.21	91.58	89.40
		Adience	84.78	87.91	87.77	<b>88.59</b>	86.96	85.73

TABLE VII: Attack success rates of the attack employing the linearly weighted averaging strategy (in %).

Method	Attacker	Target	Attack success rate					
			$n = 1$	$n = 5$	$n = 10$	$n = 50$	$n = 100$	$n = 200$
PFRNet	LFW	Adience	77.14	82.08	<b>83.67</b>	82.78	81.18	79.12
	Adience	CelebA	76.69	79.81	81.48	<b>81.79</b>	81.32	80.12
		LFW	75.29	78.82	<b>79.60</b>	78.67	76.80	74.92
	CelebA	Adience	70.56	<b>72.84</b>	72.54	69.45	66.97	64.06
PE-MIU	LFW	Adience	86.51	89.93	90.16	<b>90.32</b>	88.37	85.73
		ColorFeret	83.44	86.20	<b>87.40</b>	85.93	84.21	81.30
	Adience	LFW	86.05	88.44	<b>88.91</b>	88.55	87.61	85.74
		ColorFeret	79.54	82.04	<b>83.29</b>	82.72	81.10	78.81
	ColorFeret	LFW	91.03	91.85	93.34	<b>93.75</b>	92.93	91.30
		Adience	84.78	87.50	87.91	<b>89.67</b>	88.45	87.09

TABLE VIII: Attack success rates of the attack employing the logarithmically weighted averaging strategy (in %).

Method	Attacker	Target	Attack success rate					
			$n = 1$	$n = 5$	$n = 10$	$n = 50$	$n = 100$	$n = 200$
PFRNet	LFW	Adience	77.14	81.18	83.24	<b>83.44</b>	82.19	81.07
	Adience	CelebA	76.69	79.19	80.39	<b>82.15</b>	81.32	81.11
		LFW	75.29	78.67	78.98	<b>79.45</b>	78.04	76.27
	CelebA	Adience	70.56	72.48	<b>72.89</b>	70.79	68.62	66.31
PE-MIU	LFW	Adience	86.51	89.39	90.12	<b>90.75</b>	90.05	88.34
		ColorFeret	83.44	85.46	<b>87.05</b>	86.90	85.65	83.59
	Adience	LFW	86.05	88.18	88.81	<b>88.86</b>	88.34	87.30
		ColorFeret	79.54	81.31	82.82	<b>83.08</b>	82.61	80.95
	ColorFeret	LFW	91.03	91.71	92.26	<b>94.43</b>	94.02	92.93
		Adience	84.78	87.50	87.91	<b>89.54</b>	88.86	88.32

TABLE IX: Summary of the best average attack success rates across all cross-database scenarios (in %).

Method	Attack success rate					
	$n = 1$	$n = 5$	$n = 10$	$n = 50$	$n = 100$	$n = 200$
PFRNet	$74.92 \pm 4.79$	$79.04 \pm 7.08$	$79.50 \pm 7.42$	$78.96 \pm 9.06$	$77.54 \pm 9.88$	$75.63 \pm 12.79$
PE-MIU	$85.23 \pm 3.97$	$88.12 \pm 3.28$	$88.65 \pm 3.68$	$88.95 \pm 3.99$	$88.26 \pm 4.08$	$86.91 \pm 4.38$

TABLE X: Relative amount of false matches obtained by the attack in relation to verification-based false match rates (FMRs) rate (in %).

Method	Attacker	Target	FMR	Threshold	FMs in Attack
PFRNet	LFW	Adience	0.001	0.84	0.08
			0.01	0.76	1.17
			0.1	0.61	99.22
	Adience	CelebA	0.001	0.70	60.93
			0.01	0.66	97.66
			0.1	0.60	100.00
		LFW	0.001	0.72	19.98
			0.01	0.67	79.97
			0.1	0.61	99.90
	CelebA	Adience	0.001	0.84	0.01
			0.01	0.76	0.73
			0.1	0.61	99.51
LFW	Adience	0.001	0.83	0.16	
		0.01	0.70	0.97	
		0.1	0.42	100.00	
	ColorFerret	0.001	0.62	3.42	
		0.01	0.47	68.23	
		0.1	0.37	100.00	
PE-MIU	LFW	Adience	0.001	0.53	56.51
			0.01	0.44	99.95
			0.1	0.37	100.00
	ColorFerret	0.001	0.62	11.20	
		0.01	0.47	78.49	
		0.1	0.37	100.00	
	ColorFerret	LFW	0.001	0.53	56.66
			0.01	0.44	100.00
			0.1	0.37	100.00
		Adience	0.001	0.83	0.54
			0.01	0.70	3.80
			0.1	0.42	100.00

schemes, *i.e.* PE-MIU and PFRNet, are highly vulnerable to the proposed attack. For a better overview, Table IX summarises the best average attack success rates across all cross-database scenarios for different values of  $n$  with a 95% confidence interval.

## VI. DISCUSSION

This section discusses different relevant aspects of the attack. Experimental results reported in the previous section have shown that the analysed feature level-based soft-biometric privacy-enhancing methods are highly vulnerable to the proposed attack, which can even be performed offline. It is reasonable to assume that the attack is generally applicable for similar schemes, in particular the ones listed in table I. However, this may not be the case for other techniques which meet the goal of protecting soft-biometric information by protecting biometric data entirely, *i.e.* biometric template protection scheme, as elaborated below:

**Cancelable biometrics** [6] obscure biometric signals by applying irreversible transformations to them. To achieve

unlinkability, application- or subject-specific transformation parameters, *i.e.* keys, are employed. In case an attacker would be in possession of the key that was used to protect the biometric data, the presented attack could be performed offline. Note that key possession usually does not suffice to revert the protected biometric signal. If the attacker does not have the key, the proposed attack would only be applicable online, provided that a sufficiently large set of face images can be presented to the cancelable biometric system.

**Biometric cryptosystems** [7] do not return biometric comparison scores. In contrast, biometric cryptosystems retrieve keys which are validated and usually only released if these are correct, otherwise a failure message is returned. This means, in order to perform the proposed attack to a biometric cryptosystem, a certain amount of false matches would need to be achieved when presenting the set of biometric probe images to the biometric cryptosystem. Obviously, this would depend on the size of the image set the attacker is using and the false match rate the system is operated at. For the conducted experiments, Table X lists the average proportion of false matches for the best obtained score for decision thresholds corresponding to relevant false match rates in verification mode. It can be observed that for the conducted experiments only extremely low false match rates would considerably reduce the probability of false matches. Note that, in order to maintain a low false non-match rate, a false match rate of 0.1% is frequently requested as operation point for facial recognition systems, *e.g.* in [32]. However, if a biometric cryptosystem would return erroneous or random keys in case the key validation fail, the attacker may not be able to correctly identify false matches which in turn would prevent from the proposed attack.

**Homomorphic encryption** [10] requires a probe to be encrypted with a public key prior to comparing it to the reference in the encrypted domain. Subsequently, the comparison score is decrypted using the private key. Hence, an attacker would require the private key of the system in order to obtain comparison scores, which would be a prerequisite to launch the proposed attack. Under the assumption that an attacker has full access to private keys of a homomorphic encryption scheme, a direct decryption of encrypted references could be performed. Subsequently, soft-biometric attributes could be reliably extracted from unprotected reference. That is, if the secrecy of the private keys can be guaranteed in homomorphic encryption schemes, the presented attack can not be applied.

In summary, it can be argued that certain template protection mechanisms, in particular biometric cryptosystems and

homomorphic encryption, prevent the presented attack while under specific circumstances cancelable biometric systems are expected to be vulnerable to the attack. However, the latter assumption would require further investigations which are beyond the scope of this work.

Further, it is worth mentioning that the attack may only be applicable to biometric systems based on characteristics for which the effect of broad homogeneity is observable. It has been shown that biometric attributes can be derived from various popular biometric characteristics [33], *e.g.* fingerprints, iris, or voice. However, this does not necessarily mean that a biometric system based on such characteristics utilises these soft-biometric attributes for recognition purposes. For instance, it has recently been shown that the effect of broad homogeneity can not be observed for commercial iris recognition systems [21], while many researchers reported high accuracies for predicting soft-biometric attributes such as gender from iris images [33].

Different models exist for describing scenarios and assumptions of attacks on biometric information protection schemes which are standardised in [34]. The most restrictive model is referred to as *naïve model* in which an adversary has neither information of the underlying algorithm, nor owns a large biometric database. However, it has recently been argued that privacy-enhancing face recognition system should be analysed under Kerckhoffs's principle [13]. In this *general model*, an adversary is assumed to possess full knowledge of the underlying algorithm. In addition, the adversary may have access to one or more privacy-enhanced templates from one or more databases. The adversary may also possess knowledge of the statistical properties of biometric features. In contrast, in the proposed attack, full knowledge of the underlying algorithm is not required, *i.e.* merely applying it as a black-box is sufficient. More precisely, the attack only requires the privacy-enhancing method as black-box and a small database. It is noteworthy that such a scenario is identical to a scenario in which a machine learning-based classifier would be trained to extract soft-biometric attributes from privacy-enhanced templates. The latter scenario is usually considered in the scientific literature for analysing privacy protection capabilities of soft-biometric privacy enhancement methods [12].

## VII. CONCLUSION

Some recently proposed privacy-enhancing face recognition methods have been reported to maintain auspicious biometric performance rates while at the same time suppressing or removing soft-biometric attributes at feature level. However, the majority of these works lacks a thorough analysis of privacy protection capabilities with respect to potential attack vectors, a shortcoming that has already been pointed out by earlier work [13]. In this context, it is worth noting that efforts have already been made towards a standardised performance testing of biometric information protection [34].

In this work, it is observed that in order to maintain biometric performance, privacy-enhancing face recognition methods have to retain certain properties of the original face recognition systems. This includes the well-documented effect

of broad homogeneity [20], *i.e.* face recognition systems produced higher similarity scores for subjects which share certain soft-biometric attributes such as gender or race. Based on these observations an attack was proposed which can be performed offline with the minimal requirements that the algorithm is available as black box along with a small set of arbitrary face images. In experiments, high success rates were achieved for attacking two state-of-the-art algorithms for facial soft-biometric privacy enhancement at feature level. Such an attack may also be applicable to other schemes which are conceptually similar to the ones used in the experiments of this work, see section II. It is concluded that the privacy protection capabilities of feature level-based facial soft-biometric privacy enhancement techniques are currently over-estimated in published works. Future research on this topic, therefore, needs to focus on more rigorous evaluations of the proposed soft-biometric privacy-enhancing techniques and consider potential attacks, such as the one introduced in this work, when assessing privacy protection capabilities.

## ACKNOWLEDGEMENTS

This work has in part received funding from the European Union's Horizon 2020 research and innovation programme under the Marie Skłodowska-Curie grant agreement No. 860813 - TReSPAsS-ETN and the German Federal Ministry of Education and Research and the Hessen State Ministry for Higher Education, Research and the Arts within their joint support of the National Research Center for Applied Cybersecurity ATHENE. This work is partially supported by ERCIM, who kindly enabled the internship of P. Terhörst at NTNU, Gjøvik, Norway and the ARRS Project J2-1734 "Face deidentification with generative deep models" (FaceGEN).

## REFERENCES

- [1] R. Ranjan, S. Sankaranarayanan, A. Bansal, N. Bodla, J. Chen, V. M. Patel, C. D. Castillo, and R. Chellappa, "Deep learning for understanding faces: Machines may be just as good, or better, than humans," *IEEE Signal Processing Magazine*, vol. 35, no. 1, pp. 66–83, 2018.
- [2] G. Guo and N. Zhang, "A survey on deep learning based face recognition," *Computer Vision and Image Understanding*, vol. 189, p. 102805, 2019.
- [3] G. Mai, K. Cao, P. C. Yuen, and A. K. Jain, "On the reconstruction of face images from deep face templates," *IEEE Transactions on Pattern Analysis and Machine Intelligence*, vol. 41, no. 5, pp. 1188–1202, 2019.
- [4] P. Terhörst, D. Fähmann, N. Damer, F. Kirchbuchner, and A. Kuijper, "Beyond identity: What information is stored in biometric face templates?" in *International Joint Conference on Biometrics (IJCB)*, 2020, pp. 1–10.
- [5] —, "On soft-biometric information stored in biometric face embeddings," *IEEE Transactions on Biometrics, Behavior, and Identity Science*, pp. 1–17, 2021.
- [6] V. M. Patel, N. K. Ratha, and R. Chellappa, "Cancelable biometrics: A review," *IEEE Signal Processing Magazine*, vol. 32, no. 5, pp. 54–65, 2015.
- [7] U. Uludag, S. Pankanti, S. Prabhakar, and A. K. Jain, "Biometric cryptosystems: issues and challenges," *Proc. of the IEEE*, vol. 92, no. 6, pp. 948–960, 2004.
- [8] A. K. Jain, K. Nandakumar, and A. Nagar, "Biometric template security," *EURASIP Journal Adv. Signal Process.*, vol. 2008, pp. 1–17, 2008.
- [9] C. Rathgeb and A. Uhl, "A survey on biometric cryptosystems and cancelable biometrics," *EURASIP Journal on Information Security*, vol. 2011, no. 3, 2011.
- [10] C. Aguilar-Melchor, S. Fau, C. Fontaine, G. Gogniat, and R. Sirdey, "Recent advances in homomorphic encryption: A possible future for signal processing in the encrypted domain," *IEEE Signal Processing Magazine*, vol. 30, no. 2, pp. 108–117, 2013.

- [11] ISO/IEC JTC 1/SC 27 IT Security techniques, *ISO/IEC 24745:2011. Information technology – Security techniques – Biometric information protection*, International Organization for Standardization and International Electrotechnical Committee, June 2011.
- [12] B. Meden, P. Rot, P. Terhörst, N. Damer, A. Kuijper, W. J. Scheirer, A. Ross, P. Peer, and V. Štruc, “Privacy-enhancing face biometrics: A comprehensive survey,” *IEEE Transactions on Information Forensics and Security*, vol. 16, pp. 4147–4183, 2021.
- [13] P. Terhörst, M. Huber, N. Damer, P. Rot, F. Kirchbuchner, V. Štruc, and A. Kuijper, “Privacy evaluation protocols for the evaluation of soft-biometric privacy-enhancing technologies,” in *International Conference of the Biometrics Special Interest Group (BIOSIG)*, 2020, pp. 215–222.
- [14] P. Terhörst, N. Damer, F. Kirchbuchner, and A. Kuijper, “Unsupervised privacy-enhancement of face representations using similarity-sensitive noise transformations,” *Applied Intelligence*, vol. 49, no. 8, pp. 3043–3060, 2019.
- [15] A. Morales, J. Fierrez, R. Vera-Rodriguez, and R. Tolosana, “Sensitiveness: Learning agnostic representations with application to face images,” *IEEE Trans. on Pattern Analysis and Machine Intelligence*, vol. 43, no. 6, pp. 2158–2164, 2020.
- [16] P. Terhörst, N. Damer, F. Kirchbuchner, and A. Kuijper, “Suppressing gender and age in face templates using incremental variable elimination,” in *2019 Intl. Conf. on Biometrics (ICB)*. IEEE, 2019, pp. 1–8.
- [17] B. Bortolato, M. Ivanovska, P. Rot, J. Križaj, P. Terhörst, N. Damer, P. Peer, and V. Štruc, “Learning privacy-enhancing face representations through feature disentanglement,” in *2020 15th IEEE Intl. Conf. on Automatic Face and Gesture Recognition (FG 2020)*. IEEE, 2020, pp. 495–502.
- [18] P. Terhörst, K. Riehl, N. Damer, P. Rot, B. Bortolato, F. Kirchbuchner, V. Štruc, and A. Kuijper, “Pe-miu: A training-free privacy-enhancing face recognition approach based on minimum information units,” *IEEE Access*, vol. 8, pp. 93 635–93 647, 2020.
- [19] P. Terhörst, M. Huber, N. Damer, F. Kirchbuchner, and A. Kuijper, “Unsupervised enhancement of soft-biometric privacy with negative face recognition,” *arXiv preprint arXiv:2002.09181*, 2020.
- [20] J. J. Howard, Y. B. Sirotnin, and A. R. Vemury, “The effect of broad and specific demographic homogeneity on the imposter distributions and false match rates in face recognition algorithm performance,” in *International Conference on Biometric, Theory, Applications and Systems (BTAS)*. IEEE, September 2019.
- [21] J. J. Howard, Y. B. Sirotnin, J. L. Tipton, and A. R. Vemury, “Quantifying the extent to which race and gender features determine identity in commercial face recognition algorithms,” *arXiv preprint arXiv:2010.07979*, 2020.
- [22] E. Eiding, R. Enbar, and T. Hassner, “Age and gender estimation of unfiltered faces,” *IEEE Trans. on Information Forensics and Security*, vol. 9, no. 12, pp. 2170–2179, 2014.
- [23] G. Huang, M. Ramesh, T. Berg, and E. Learned-Miller, “Faces in the wild: a database for studying face recognition in unconstrained environments,” *Technical Report*, pp. 07–49, 2007.
- [24] Q. Cao, L. Shen, W. Xie, O. Parkhi, and A. Zisserman, “Vggface2: A dataset for recognising faces across pose and age,” in *2018 13th IEEE Intl. Conf. on automatic face & gesture recognition (FG 2018)*. IEEE, 2018, pp. 67–74.
- [25] F. Schroff, D. Kalenichenko, and J. Philbin, “Facenet: A unified embedding for face recognition and clustering,” in *Proc. of the IEEE Conf. on computer vision and pattern recognition*. IEEE, 2015, pp. 815–823.
- [26] P. Grother, M. Ngan, and K. Hanaoka, “Ongoing face recognition vendor test (FRVT) part 3: Demographic effects,” National Institute of Standards and Technology, Tech. Rep. NISTIR 8280, December 2019.
- [27] Y. B. Sirotnin and A. R. Vemury, “Demographic variation in the performance of biometric systems: Insights gained from large-scale scenario testing,” in *Virtual Events Series – Demographic fairness in biometric systems*. EAB, March 2021, <https://mdtf.org/publications/EAB2021-Demographics.pdf>.
- [28] Z. Liu, P. Luo, X. Wang, and X. Tang, “Deep learning face attributes in the wild,” in *Proc. of the IEEE Intl. Conf. on Computer Vision*, 2015, pp. 3730–3738.
- [29] P. Phillips, H. Moon, S. Rizvi, and P. Rauss, “The FERET evaluation methodology for face-recognition algorithms,” *IEEE Trans. on pattern analysis and machine intelligence*, vol. 22, no. 10, pp. 1090–1104, 2000.
- [30] ISO/IEC JTC1 SC37 Biometrics, *ISO/IEC 19795-1:2021. Information Technology – Biometric Performance Testing and Reporting – Part 1: Principles and Framework*, International Organization for Standardization, June 2021.
- [31] L. V. der Maaten and G. Hinton, “Visualizing data using t-sne.” *Journal of Machine Learning Research*, vol. 9, no. 11, 2008.
- [32] FRONTEx, “Best practice technical guidelines for automated border control ABC systems,” European Agency for the Management of Operational Cooperation at the External Borders of the Member States of the European Union, Tech. Rep. TT-02-16-152-EN-N, September 2015.
- [33] A. Dantcheva, P. Elia, and A. Ross, “What else does your biometric data reveal? a survey on soft biometrics,” *IEEE Transactions on Information Forensics and Security*, vol. 11, no. 3, pp. 441–467, 2016.
- [34] ISO/IEC JTC 1/SC 37 Biometrics, *ISO/IEC 30136:2018 Information technology — Performance testing of biometric template protection schemes*, International Organization for Standardization and International Electrotechnical Committee, 2018.