

Consistency Regularization for Deep Face Anti-Spoofing

Ze Zheng Wang^{1,*} Zitong Yu^{2,*} Xun Wang¹ Yunxiao Qin³ Jiahong Li^{1,†} Chenxu Zhao^{5,†}
Zhen Lei⁴ Xin Liu⁶ Size Li¹ Zhongyuan Wang¹

¹Kuaishou Technology ²University of Oulu ³Communication University of China ⁴CBSR&NLPR, CASIA

⁵Academy of Sciences, Mininglamp Technology ⁶Lappeenranta-Lahti University of Technology

Abstract

Face anti-spoofing (FAS) plays a crucial role in securing face recognition systems. Empirically, given an image, a model with more consistent output on different views of this image usually performs better, as shown in Fig. 1. Motivated by this exciting observation, we conjecture that encouraging feature consistency of different views may be a promising way to boost FAS models. In this paper, we explore this way thoroughly by enhancing both **Embedding-level** and **Prediction-level Consistency Regularization (EPCR)** in FAS. Specifically, at the embedding-level, we design a dense similarity loss to maximize the similarities between all positions of two intermediate feature maps in a self-supervised fashion; while at the prediction-level, we optimize the mean square error between the predictions of two views. Notably, our EPCR is free of annotations and can directly integrate into semi-supervised learning schemes. Considering different application scenarios, we further design five diverse semi-supervised protocols to measure semi-supervised FAS techniques. We conduct extensive experiments to show that EPCR can significantly improve the performance of several supervised and semi-supervised tasks on benchmark datasets. The codes and protocols will be released soon.

1. Introduction

Nowadays, face recognition [15] has been an indispensable component of AI systems and is successfully used in various applications, such as mobile payments and guard entrances. However, existing face recognition systems are still vulnerable to diverse presentation attacks (PAs), including print attack, replay attack, and 3D mask attack, which lead to a serious security risk. To address this issue, face anti-spoofing (FAS) [45, 70] techniques are proposed and have attracted considerable attention in the industry and re-

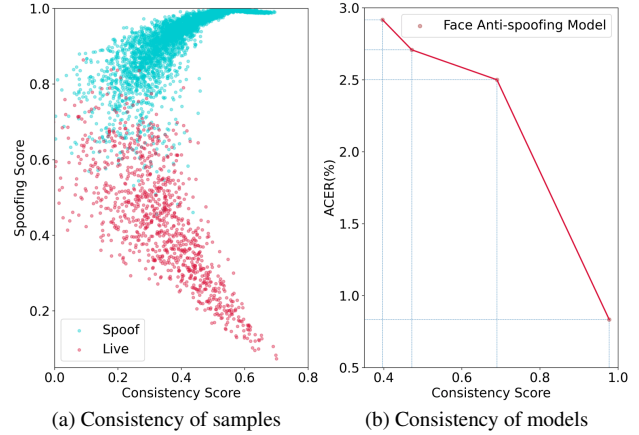


Figure 1. **Consistency for samples and models** on Protocol 1 of OULU-NPU [6]. Spoofing score is the probability that one sample is predicted as an attack. Lower ACER means better model. Consistency score is the similarity between features of two augmented views. (a): samples with higher consistency tends to have smaller errors. (b): models with higher consistency scores perform better.

search communities.

Recently, to discriminate the live and spoof faces, methods based on hand-crafted descriptors [5, 12, 48] and those based on deep learning [21, 22, 39, 42, 50, 72] have been proposed. Specifically, hand-crafted descriptors are the spoofing clues (e.g., the loss of skin details, color distortion, moiré pattern, motion pattern, and spoofing artifacts, etc.), that can distinguish whether a sample is a live face. While, deep learning FAS methods utilize deep networks [73] and annotated samples [39, 63] to learn discriminative features automatically. Though the effectiveness of the above methods, FAS faces a critical challenge of domain gap: performance degradation on unseen domains. [28, 34, 56] align the distributions among multiple source domains to learn more generalized features.

For human perception and cognition [18], when an object changes slightly, it is still regarded as the same object [59]. Inspired by this idea, we begin to explore feature (including intermediate embedding and final predic-

*denotes equal contribution.

†denotes corresponding author.

tion) consistency in FAS. In the real world, the live and spoof faces from diverse scenarios of *e.g.* different illuminations, sensors, and spoof types, can result in different features. With experiments on Protocol-1 of OULU-NPU [6] using CDCN [73] in Fig. 1a, we observe an interesting phenomenon that samples with higher consistency under different augmentations usually have lower prediction errors. To move one step further, we conjecture that ensuring feature invariance under different input perturbations may benefit a model’s performance.

Nevertheless, in our experimental observation (CDCN vs. SimSiam-CDCN in Tab. 4), directly introducing traditional consistency regularization method even hinders the generalization of FAS models. Therefore, it is still challenging to exploit an effective formulation on consistency regularization to improve the performance of FAS. Motivated by the above inspiration, we propose a novel FAS framework through regularizing consistency on embedding and prediction levels (EPCR for short) to ensure effective feature consistency and provide training signals even without annotations. Particularly, at the embedding-level, we design a *dense similarity objective* to optimize the dense relationships between all positions of intermediate feature maps in a self-supervised fashion. This objective requires close features at all positions of different views of a given face image, since different regions from different views of a facial image usually share the same live/spoof pattern. At the prediction level, we use a mean square error objective to regularize the output consistency between two augmentations. As shown in Fig. 1b, benefits from the two regularizations, EPCR has higher feature consistency and better performance than with models without such regularization.

Note that our EPCR can be viewed as a self-supervised auxiliary task like the pretext tasks in unsupervised and semi-supervised learning [14, 32, 33, 54, 55, 58, 59, 65]. Thus, it can be adopted not only in fully-supervised FAS but also in semi-supervised FAS, which is another advantage of the proposed EPCR. As a large amount of unlabelled face data can be easily collected (*e.g.*, from access control system), semi-supervised FAS that learns from both limited labeled and extra unlabeled data may be a promising direction to more generalized and more stable FAS models. To verify this possibility, we establish several new semi-supervised FAS benchmarks. The main contributions of this work are summarized below.

- We discover the interesting relationship between the output consistency of a deep FAS model and the model’s performance on presentation attack detection.
- We propose a novel embedding-level and prediction-level consistency regularization (EPCR) framework to ensure the FAS model’s feature consistency and to provide self-supervised learning signals.
- We build five diverse semi-supervised FAS bench-

marks, covering various real-world scenarios.

- We test EPCR in both fully-supervised and semi-supervised FAS scenarios. With extensive experiments on widely used benchmarks, we demonstrate the state-of-the-art performance of EPCR.

2. Related Work

Face Anti-Spoofing. Traditional face anti-spoofing (FAS) methods usually extract hand-crafted descriptors, *e.g.*, LBP [3] and HOG [31], from the facial images to capture the spoofing patterns. Some deep learning based methods treat the FAS problem as a binary classification task [35], and utilize binary cross-entropy loss to optimize the model. Motivated by physical discrepancy between live and spoof faces, dense pixel-wise supervisions [69], *e.g.*, pseudo depth map [39, 63, 71, 73], reflection map [68, 76], texture map [75] and binary map [19, 40] are introduced for learning intrinsic features. FAS can be also formulated as a domain adaptation/generalization problem in [28, 34, 60], where disentangled learning [41, 75], adversarial learning [56], and meta learning [10, 37, 38, 57, 61] are adopt to improve the model’s generalization capacity on unseen scenarios. Besides, several anomaly detection [1, 17, 36, 46], zero-shot [40, 51] and continuous learning [49, 53] approaches are proposed for unknown PAs detection. Though the generalization capacity has been improved by those techniques, they are still restricted to labeled data in source domains. Recently, several works [29, 52] start introducing the unlabeled data into FAS training, while semi-supervised benchmarks with comprehensive scenarios (*e.g.*, cross domains and attack types) have not been built yet.

Consistency Regularization. Consistency regularization aims to ensure the model outputs be stable to the small input perturbations, and is widely used in self-supervised learning [7, 24] and semi-supervised learning [32, 54, 59, 65]. Self-supervised methods [7, 24] regard two different augmentations of an image as a positive pair and use the contrastive loss to pull the positive pair closer. This feature consistency regularization is also leveraged in semi-supervised learning [58, 59] to improve the performance. Specifically, these semi-supervised methods optimize the similarity between two outputs of different augmented views of one unlabeled image and the standard supervised objective on labeled images. Despite success in general self-supervised and semi-supervised tasks, consistency regularization methods are still unexplored in FAS with serious domain shift and unknown attack issues.

3. Methodology

As illustrated in Fig. 2, our proposed Embedding-level and Prediction-level Consistency Regularization (EPCR) for face anti-spoofing method contains a basic self-supervised architecture that two augmented views of one

facial image can learn representations from each other. Embedding-level consistency regularization is implemented with a dense feature generator and dense similarity loss, which assists the model in learning more discriminative representation. In order to further improve the model's stability, prediction-level consistency regularization is also introduced via a dense classifier and Mean Square Error loss between the prediction of Siamese networks.

3.1. Basic Architecture

Inspired by the idea of classical unsupervised/semi-supervised methods [9, 24, 25, 32, 59, 65], we adopt a Siamese-like network as the basic architecture. The overall framework is shown in Fig. 2. We augment the face image input x into two views (x_1 and x_2) and feed them into the dense encoder f , composed of a backbone b and a projector p , which shares parameters on both sides. CDCN [73] is utilized as the backbone due to its intrinsic feature representation capacity. To facilitate the convergence acceleration with less GPU memory, we plug a max-pooling layer after the first convolution block for down-sampling. The feature maps with $s \times s$ spatial resolution from the encoder are represented by \mathbf{F}_1 and \mathbf{F}_2 . In our EPCR framework, Embedding-level consistency regularization with dense similarity loss and prediction-level with MSE smooth loss are the most essential components while the Siamese structure [9] can be flexibly replaced by alternatives (e.g., SimCLR [7] and BYOL [24]).

3.2. Embedding-level Consistency Regularization

Existing contrastive learning based methods either optimize the cosine similarity between the global vectors [9, 24, 60], or learn a consistent representation for a local field [62]. However, considering the most types of presentation attacks (i.e., print attack, replay attack, and 3D mask) in FAS, each local patch in the facial region can share the same spoof clues (e.g., material and quality). Therefore, we can reasonably assume that the vector at each point of \mathbf{H}_1 contains the maximal similarity to that of \mathbf{F}_2 . This is different from the previous contrastive methods.

Motivated by this, we design a **Embedd.-Consis.** module with a *dense predictor* h and a *dense similarity loss*, respectively. Compared with the predictor in SimSiam [7], our dense predictor removes the global pooling layer and replaces the MLP with two 1×1 convolution layers. Before introducing our new loss function, we first define the dense similarity between two flattened tensors $\mathbf{H}, \mathbf{F} \in \mathcal{R}^{s^2 \times d}$ as

$$\mathcal{DS}(\mathbf{H}, \mathbf{F}) = \sum_i \sum_j \frac{\mathbf{H}^i}{\|\mathbf{H}^i\|_2} \cdot \frac{\mathbf{F}^j}{\|\mathbf{F}^j\|_2}, \quad (1)$$

where \mathbf{H}^i denotes the i -th row of \mathbf{H} . Noting that the proposed dense similarity in Eq. 9 is different from the dense

correspondence cross views in [62], whose correspondence is obtained by applying an argmax operation to the similarity matrix along the last dimension of two features from the backbone. With the definition, we can derive the following lemma and proof:

Lemma 3.1

$$\mathcal{DS}(\mathbf{H}, \mathbf{F}) = \sqrt{\mathcal{DS}(\mathbf{H}, \mathbf{H})\mathcal{DS}(\mathbf{F}, \mathbf{F})} \cos \langle \bar{\mathbf{H}}, \bar{\mathbf{F}} \rangle, \quad (2)$$

where $\bar{\mathbf{H}}$ (or $\bar{\mathbf{F}}$) is the center of all normalized row vectors in \mathbf{H} (or \mathbf{F}), which can be denoted as $\bar{\mathbf{H}} = \frac{1}{s^2} \sum_i \frac{\mathbf{H}^i}{\|\mathbf{H}^i\|_2}$.

Proof 3.1

$$\begin{aligned} \mathcal{DS}(\mathbf{H}, \mathbf{F}) &= \sum_i \sum_j \frac{\mathbf{H}^i}{\|\mathbf{H}^i\|_2} \cdot \frac{\mathbf{F}^j}{\|\mathbf{F}^j\|_2} \\ &= \sum_i \frac{\mathbf{H}^i}{\|\mathbf{H}^i\|_2} \cdot \sum_j \frac{\mathbf{F}^j}{\|\mathbf{F}^j\|_2} \\ &= \left\| \sum_i \frac{\mathbf{H}^i}{\|\mathbf{H}^i\|_2} \right\|_2 \left\| \sum_j \frac{\mathbf{F}^j}{\|\mathbf{F}^j\|_2} \right\|_2 \cos \langle \sum_i \frac{\mathbf{H}^i}{\|\mathbf{H}^i\|_2}, \sum_j \frac{\mathbf{F}^j}{\|\mathbf{F}^j\|_2} \rangle \\ &= \left\| \sum_i \frac{\mathbf{H}^i}{\|\mathbf{H}^i\|_2} \right\|_2 \left\| \sum_j \frac{\mathbf{F}^j}{\|\mathbf{F}^j\|_2} \right\|_2 \cos \langle \bar{\mathbf{H}}, \bar{\mathbf{F}} \rangle \\ &= \sqrt{\sum_i \frac{\mathbf{H}^i}{\|\mathbf{H}^i\|_2} \cdot \sum_i \frac{\mathbf{H}^i}{\|\mathbf{H}^i\|_2}} \sqrt{\sum_j \frac{\mathbf{F}^j}{\|\mathbf{F}^j\|_2} \cdot \sum_j \frac{\mathbf{F}^j}{\|\mathbf{F}^j\|_2}} \cos \langle \bar{\mathbf{H}}, \bar{\mathbf{F}} \rangle \\ &= \sqrt{\mathcal{DS}(\mathbf{H}, \mathbf{H})} \sqrt{\mathcal{DS}(\mathbf{F}, \mathbf{F})} \cos \langle \bar{\mathbf{H}}, \bar{\mathbf{F}} \rangle. \end{aligned}$$

The above lemma has indicated that our dense similarity not only reflects the global relationship between the two tensors by $\cos \langle \bar{\mathbf{H}}, \bar{\mathbf{F}} \rangle$, but also considers the intra-tensor consistency in $\mathcal{DS}(\mathbf{H}, \mathbf{H})$ and $\mathcal{DS}(\mathbf{F}, \mathbf{F})$.

We compute our dense similarity loss at embedding-level as below:

$$\mathcal{L}_{embedd} = -\frac{1}{2} (\mathcal{DS}(\mathbf{H}_1, \text{stopgrad}(\mathbf{F}_2)) + \mathcal{DS}(\mathbf{H}_2, \text{stopgrad}(\mathbf{F}_1))), \quad (3)$$

where $\mathbf{F}_i, \mathbf{H}_i$ are the embedding and the output of the predictor from i -th view ($i = 1, 2$), respectively. *stopgrad* is the stop-gradient operation introduced in [9, 24].

3.3. Prediction-level Consistency Regularization

The above-mentioned Embedd.-Consis. regularizes the embedding-level consistency between the two generated dense feature maps from the Siamese network. However, there is one concern that the classifier may be out of touch when the classifiers of two sides are trained separately. In order to supervise the model more explicitly and stably while further keep the predicted output maps be consistent, we utilize a *dense classifier* c that shares parameters on both sides, and introduce the Mean Square Error loss between

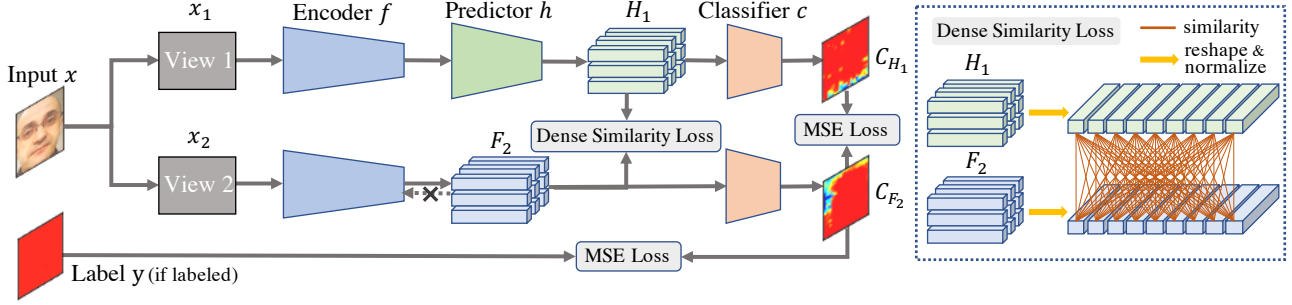


Figure 2. **The framework of EPCR.** For both labeled and unlabeled data, two augmented views (x_1 and x_2) of the same face image x are processed by the same dense encoder f (a CDCN [73] backbone b and a dense projector p). Dense similarity loss between the features (H_1 and F_2) from the dense predictor h of one view and dense encoder f of the other view is constructed for the embedding-level consistency regularization in a stop-gradient manner [9]. And then the output maps (C_{H_1} and C_{F_2}) of two views via the same dense classifier c are supervised by mean square error (MSE) loss, which can be seen as output-level consistency regularization. The labeled data is also under the pixel-wise supervision between C_{F_2} and label y . Note that x_1 and x_2 will be swapped and forward again for symmetrized training.

the two outputs, which holds on the prediction-level consistency regularization.

Dense classifier c is implemented by a 1×1 convolution layer. And C_{H_1} and C_{F_2} with a $s \times s$ spatial resolution denote the output maps from H_1 and F_2 , respectively. Subsequently, the regularization is provided via the MSE loss to supervise the two outputs:

$$\text{MSE}(C_{H_1}, C_{F_2}) = \|C_{H_1} - C_{F_2}\|_2^2. \quad (4)$$

At the same time, symmetrized prediction-level consistency regularization (**Pred.-Consis.**) loss is summarized by:

$$\mathcal{L}_{pred} = \frac{1}{2} \text{MSE}(C_{H_1}, C_{F_2}) + \frac{1}{2} \text{MSE}(C_{H_2}, C_{F_1}). \quad (5)$$

Both the embedding-level and prediction-level consistency regularizations can efficiently improve the model’s generalization capacity.

3.4. Overall Loss

Pixel-wise supervision has been widely used in many face anti-spoofing methods [39, 63, 69, 73]. In order to make the model learn more discriminative features, we leverage pixel-wise labels in the standard supervision part. Given a scalar binary label y (live/spoof), the binary map label \mathbf{Y} could be obtained via directly expanding y . Labels for the spoof are presented as all ones, while those for the live are presented as all zeros. Afterwards, C_{F_1} and C_{F_2} are supervised by the square map \mathbf{Y} via MSE loss:

$$\mathcal{L}_{supervised} = \frac{1}{2} \text{MSE}(C_{F_1}, \mathbf{Y}) + \frac{1}{2} \text{MSE}(C_{F_2}, \mathbf{Y}). \quad (6)$$

The overall loss $\mathcal{L}_{overall}$ in the training processing can be formulated as:

$$\mathcal{L}_{overall} = \mathcal{L}_{supervised} + \mathcal{L}_{embedd} + \alpha \mathcal{L}_{pred}, \quad (7)$$

where α is the hyperparameter for loss trade-offs, which is empirically set to 0.1. Specially, the $\mathcal{L}_{supervised}$ is omitted for unlabeled samples in semi-supervised learning.

4. EPCR for Fully-supervised and Semi-supervised Face Anti-spoofing

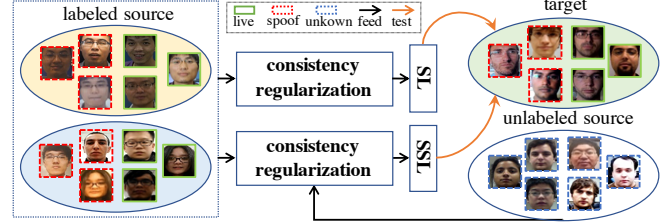


Figure 3. The colored oval regions denote face images within different domains. Our proposed EPCR is versatile for both fully-supervised (SL) and semi-supervised (SSL) face anti-spoofing.

4.1. EPCR for Fully-supervised Face Anti-spoofing

Under the situations with sufficient labeled live and spoof data, it is straightforward to assemble the proposed EPCR on fully-supervised FAS via optimizing Eq. 7. In this way, EPCR benefits the intrinsic live/spoof clues mining via dense regularization on embedding and prediction levels, and alleviates the overfitting issue caused by traditional weak binary supervision.

Fully-supervised learning protocols. In our experiments, four public datasets OULU-NPU [6] (denoted as O), CASIA-MFSD [77] (denoted as C), Replay-Attack [11] (denoted as I), MSU-MFSD [64] (denoted as M) are used for performance verification. In terms of evaluation protocols, we conduct intra-dataset testing on OULU-NPU [6] dataset. Moreover, we conduct domain generalization (DG) [56] cross-dataset testing on all four datasets with a leaving-one-dataset-out protocol. More details about these four datasets and results on DG are shown in the Appendix.

4.2. EPCR for Semi-supervised Face Anti-spoofing

The insight on semi-supervised FAS. In real-world FAS applications, we usually encounter a problem that there may be a large margin between the source domain (training set) and the target domain (testing set). For example, the model trained with an indoor database is hard to generalize on the outdoor data due to the variance of outside environments. It is expensive to collect a complete outdoor dataset consisting of both live and spoof faces. Fortunately, there are usually a large amount of face data without labels we can leverage. Therefore, how to make full use of these unlabeled data is a promising problem. In this paper, we also devote ourselves to utilizing the proposed EPCR to address this issue.

The feasibility of EPCR on semi-supervised FAS. Our proposed EPCR could fully exploit the unlabeled data and optimize Eq. 3 and Eq. 5 in a self-supervised manner. Combined with standard supervised learning with partially labeled data, EPCR can be carried out in a semi-supervised FAS task. Introducing the unlabeled data with wider distributions could effectively improve the generalization of the FAS model on the target domain. Due to the lack of diverse benchmarks on semi-supervised FAS, we propose five new benchmark protocols to verify the performance of the semi-supervised FAS methods. The proposed **Semi-supervised learning protocols** are demonstrated as follows:

SSL-Protocol-1: We follow the original data from standard Protocol 1 of OULU-NPU, in which we set parts of training data as labeled and the other as unlabeled. In this way, the domain of the unlabeled training data have shifted distribution with the testing data from the target domain.

SSL-Protocol-2: Here we use extra training data from the training set other than the original ones on Protocol 1 of OULU-NPU, e.g., we use the extra 50% and 100% live faces as unlabeled data for semi-supervised learning. This protocol explores the efficacy of the unlabeled data, which shares similar domain information as the target data.

SSL-Protocol-3: Considering that the data in OULU-NPU is collected by researchers with particular behaviors, we try to conduct more challenging semi-supervised tasks on the domain generalization (DG) [56] cross-dataset evaluation. To be specific, we take one of the three training sets from standard DG protocols as the unlabeled set and the other two as the labeled sets, which can be named as leave-one-unlabeled manner. Unlike *SSL-Protocol-2*, the extra unlabeled training data contains very different domain clues from both the labeled training set and the testing set.

SSL-Protocol-4: Parts of the data in each training set of standard DG protocols is called out as labeled data and the remaining ones are used as unlabeled data. In this case, compared with the standard DG protocols, there is almost no shortage of domain information, but the amount of la-

Table 1. The ablation results on *SSL-Protocol-1* on intra 20% L+S of OULU-NPU. *Cos.-Sim.* here denotes the cosine similarity loss between two global average pooled vectors.

Module	Cos.-Sim.	Pred.-Consis.	Embedd.-Consis.	ACER(%)
Model 1	✓			4.38
Model 2		✓		3.54
Model 3			✓	2.29
Model 4		✓	✓	2.08

Table 2. The ablation results on *SSL-Protocol-1* on intra 20% L+S of OULU-NPU. The two parts in Proof. 6.1 are compared here.

Module	$\sqrt{\mathcal{DS}(\mathbf{H}, \mathbf{H})\mathcal{DS}(\mathbf{F}, \mathbf{F})}$	$\cos < \bar{\mathbf{H}}, \bar{\mathbf{F}} >$	ACER(%)
Model 3.1	✓		3.75
Model 3.2		✓	3.75
Model 3	✓	✓	2.29

Table 3. The comparison (ACER(%)) among unsupervised methods w/ and wo/ EPCR (Embedd./Pred.-Consis.) on *SSL-Protocol-1* on intra 20% L+S of OULU-NPU. DenseCL [62] is reproduced based on MoCov2 [8], in which the dense contrastive learning module in DenseCL [62] is plugged.

Module	original	w/ EPCR
MoCov2 [8]	5.42	2.92
DenseCL [62]	4.38	2.92
BYOL [24]	4.79	2.50
SimCLR [7]	5.00	2.08
SimSiam [9]	4.38	2.08

beled data is relatively small.

SSL-Protocol-5: In this attack type generalization based semi-supervised protocol, WMCA [23] with rich (7) attack types is utilized for evaluation. Specifically, different from the original leave-one-type-out testing on WMCA, here we adopt live and spoof samples with five attack types as the labeled training data while samples with another attack type is set as unlabeled data. Subsequently, the samples with the remaining one attack type are set as the target test set. Thus, to efficiently use such unlabeled data with unknown attack types is the key in this protocol.

5. Experiments

5.1. Implementation Details

Training strategy. The proposed method could be trained with an end-to-end strategy. Specifically, the labeled data forward and backward in the whole components of the network, which are supervised by the loss in Eq. 7. Meanwhile, the unlabeled data can not access labels, thus will not be supervised by $\mathcal{L}_{supervised}$ in Eq. 6. Besides those augmentation methods in [73], the patch shuffle augmentation [74] is also introduced as an effective augmentation method for our EPCR method.

Testing strategy. The final spoof score is calculated by the mean of \mathbf{C}_{F_2} , which is generated by the bottom branch in

Table 4. The intra-dataset testing results on OULU-NPU.

Prot.	Method	APCER(%)	BPCER(%)	ACER(%)
1	Disentangled [75]	1.7	0.8	1.3
	FAS-SGTD [63]	2.0	0.0	1.0
	STDN [41]	0.8	1.3	1.1
	CDCN [73]	0.4	1.7	1.0
	BCN [68]	0.0	1.6	0.8
	SimSiam-CDCN	0.4	5.0	2.7
	EPCR(Ours)	1.7	0.0	0.8
2	STASN [67]	4.2	0.3	2.2
	FAS-SGTD [63]	2.5	1.3	1.9
	STDN [41]	2.3	1.6	1.9
	BCN [68]	2.6	0.8	1.7
	CDCN [73]	1.5	1.4	1.5
	SimSiam-CDCN	3.1	0.3	1.7
	EPCR(Ours)	0.8	0.3	0.6
3	STDN [41]	1.6±1.6	4.0±5.4	2.8±3.3
	FAS-SGTD [63]	3.2±2.0	2.2±1.4	2.7±0.6
	BCN [68]	2.8±2.4	2.3±2.8	2.5±1.1
	CDCN [73]	2.4±1.3	2.2±2.0	2.3±1.4
	Disentangled [75]	2.8±2.2	1.7±2.6	2.2±2.2
	SimSiam-CDCN	2.5±1.6	3.1±2.5	2.8±1.5
	EPCR(Ours)	0.4±0.5	2.5±3.8	1.5±2.0
4	FaceDs [30]	1.2±6.3	6.1±5.1	5.6±5.7
	BCN [68]	2.9±4.0	7.5±6.9	5.2±3.7
	FAS-SGTD [63]	6.7±7.5	3.3±4.1	5.0±2.2
	Disentangled [75]	5.4±2.9	3.3±6.0	4.4±3.0
	STDN [41]	2.3±3.6	5.2±5.4	3.8±4.2
	SimSiam-CDCN	0.8±2.0	7.5±11.7	4.2±6.8
	EPCR(Ours)	0.8±2.0	5.8±8.0	3.3±4.9

Fig. 2 consisting of a dense encoder f and a classifier c .

Performance metrics. OULU-NPU uses 1) Attack Presentation Classification Error Rate $APCER$, evaluating the highest error among all PAIs (e.g., print or display), 2) Bona Fide Presentation Classification Error Rate $BPCER$, evaluating the error of real access data, and 3) $ACER$ [27], evaluating the mean of $APCER$ and $BPCER$. Following [56], the Half Total Error (HTER) and the Area Under Curve (AUC) are adopted as the evaluation metrics of DG.

5.2. Experimental Results

5.2.1 Ablation Study

Four models are implemented to demonstrate the effectiveness of important components in the proposed method. As shown in Tab. 1, Model 1 represents the original SimSiam (SimSiam-CDCN) whose backbone is CDCN and is supervised by the cosine similarity loss between the global average pooled embedding of two views. Model 2 is supervised with embedding-level consistency regularization with the proposed dense similarity loss. Model 3 is supervised with prediction-level consistency regularization. Model 4 denotes the model that trained with both **Embedd.-Consis.** and **Pred.-Consis.**

Efficacy of consistency regularization. As demonstrated in Tab. 1, with the progressive lower ACER of Model 2 and Model 3, it is clear that Embedd.-Consis. and Pred.-

Consis. can provide valuable consistency regularization to learn discriminative features, respectively. Model 3 is superior to Model 2 with a large margin, which demonstrates that Embedd.-Consis. is most significant in our framework. Finally, compared with the other architectures, Model 4 obtains the lowest ACER, indicating that the combination of Embedd.-Consis. and Pred.-Consis. can further improve the performance of FAS. Furthermore, Tab. 2 shows that the two parts in Proof. 6.1 are both important in the Embedd.-Consis. and can be complementary to each other.

Comparison with vanilla SimSiam. As shown in Tab. 4, we also conduct vanilla SimSiam [9] with the CDCN backbone. It can be seen that the ACER of SimSiam-CDCN is much higher than that of the proposed EPCR, and even higher than the ACER of the original CDCN in three of four protocols of OULU-NPU. This demonstrates that a pure SimSiam cannot perform well on FAS tasks. We recognize the reason is that the global averaged features and vector similarity damage the learning of detailed spoof clues.

EPCR on recent contrastive learning based unsupervised structures. Tab. 3 shows that the performance of recent unsupervised structures with Embedd.-Consis. and Pred.-Consis. can outperform that of those original methods, indicating that the proposed combination of Embedd.-Consis. and Pred.-Consis. are the core factors in our EPCR framework, which can be plugged into any contrastive learning based unsupervised structure for improvement. In particular, the ACER of DenseCL [62] is superior to that of Mocov2 [8], but is inferior to that of the EPCR. This implies that DenseCL [62] can indeed improve the performance of FAS models. However, our proposed dense similarity loss can provide more suitable consistency regularization for face anti-spoofing instead of the dense contrastive learning module in DenseCL [62].

5.2.2 Experiments on Supervised FAS

We conduct experiments on fully-supervised FAS tasks. Original four protocols in OULU-NPU and domain generation (DG) cross-dataset testing protocols are used here.

Results on OULU-NPU. Tab. 4 shows that the proposed method ranks first on all 4 protocols. In protocols 2, 3, and 4, compared with the state-of-the-art methods, the EPCR can relatively reduce the ACER(%) by 60.0%, 31.8%, and 13.2%, respectively. Especially in protocol 2 and 3, our method is the first to reach ACER(%) lower than 1.0 and 2.0, respectively. The results on OULU-NPU indicate the proposed method performs well at the generalization of the external environment, attack mediums, and input camera variations.

Results on DG. Tab. 5 compares the performance of our method with the state-of-the-art methods on DG protocols. We can see that our proposed method ranks first among all models trained without domain information. EPCR can also

Table 5. Results on the DG cross-dataset testing protocols. The methods in the upper part are trained without domain information while those in the lower part are leveraging domain clues for generalization.

Method	O&C&I to M		O&M&I to C		O&C&M to I		I&C&M to O	
	HTER(%)	AUC(%)	HTER(%)	AUC(%)	HTER(%)	AUC(%)	HTER(%)	AUC(%)
Binary CNN [66]	29.25	82.87	34.88	71.94	34.47	65.88	29.61	77.54
IDA [64]	66.67	27.86	55.17	39.05	28.35	78.25	54.20	44.59
Color Texture [4]	28.09	78.47	30.58	76.89	40.40	62.78	63.59	32.71
LBP-TOP [13]	36.90	70.80	42.60	61.05	49.45	49.54	53.15	44.09
Auxiliary(Depth) [39]	22.72	85.88	33.52	73.15	29.14	71.69	30.17	77.61
Auxiliary(All) [39]	—	—	28.4	—	27.6	—	—	—
EPCR(Ours)	12.5	95.3	18.9	89.7	14.0	92.4	17.9	90.9
MMD-AAE [34]	27.08	83.19	44.59	58.29	31.58	75.18	40.98	63.08
MADDG [56]	17.69	88.06	24.5	84.51	22.19	84.99	27.98	80.02
MDRL [60]	17.02	90.01	19.68	87.43	20.87	86.72	25.02	81.47
SSDG-M [28]	16.67	90.47	23.11	85.45	18.21	94.61	25.17	81.83
RFM [57]	13.89	93.98	20.27	88.16	17.3	90.48	16.45	91.16
SDA [61]	15.4	91.8	24.5	84.4	15.6	90.1	23.1	84.3
EPCR+SSDG(Ours)	10.0	95.5	17.8	89.8	13.5	96.0	14.4	93.3

Table 6. The results of *SSL-Protocol-1* on OULU-NPU. For example, ‘intra 10% L+S’ denotes that 10% live (L) and spoof (S) faces from original Protocol-1 are set labeled. And the remaining 90% faces from original Protocol-1 are set unlabeled. We split the training set by the subject ID. **Supervised Only** means that EPCR is only supervised by the intra labeled data.

Protocols	Supervised Only	Mean-Teacher	USDAN	EPCR
intra 10% L+S	10.42	9.58	15.63	2.71
intra 20% L+S	3.33	5.62	8.54	2.08
intra 50% L+S	2.71	3.75	7.50	2.08
intra 80% L+S	1.67	2.08	6.45	1.46
intra 100% L+S	0.83	1.88	6.04	0.83

surpass the previous models trained by leveraging domain clues in [O&C&I to M] and [O&M&I to C] and ranks second in [O&C&M to I] and [I&C&M to O]. The comparable results in standard DG evaluation demonstrate the superiority of the proposed EPCR in domain generalization. When joined with SSDG [28], EPCR can improve the performance slightly, which implies that the proposed EPCR is complementary to the method using domain information.

5.2.3 Experiments on Semi-supervised FAS

The semi-supervised FAS protocols have been demonstrated in the previous section.

SSL-Protocol-1: It can be seen from Tab. 6 that with the increase of labeled samples, the performance of FAS methods is getting better. EPCR with unlabeled data outperforms that without unlabeled data (supervised only) in each level, which indicates that unlabeled data is beneficial for the model’s generalization. And our proposed EPCR can reach lower ACER(%) than Mean-Teacher and USDAN in all sub-protocols with different labeled/unlabeled proportions, indicating the effectiveness of the proposed EPCR.

SSL-Protocol-2: Tab. 7 shows that the presented SSL methods can make great progress with extra unlabeled data which contains similar domain information with target data.

Table 7. The results of *SSL-Protocol-2* based on OULU-NPU. For example, besides all labeled data from the original Protocol 1, we also take 50% live (L) and spoof (S) faces from the whole training set as unlabeled data. This situation is named ‘extra 50% L+S’.

Protocols	Supervised Only	Mean-Teacher	USDAN	EPCR
extra 0%	0.83	1.88	6.04	0.83
extra 50% L	0.83	2.08	5.63	0.42
extra 100% L	0.83	0.63	5.63	0.21
extra 50% L+S	0.83	0.42	4.37	0.21
extra 100% L+S	0.83	0.00	2.29	0.00

It is worth noting that merely introducing extra live faces could still improve the performance. The experimental phenomenon can bring insight for real-world FAS applications that collecting enough live data with the target domain can effectively promote the generalization capacity on the target domain.

SSL-Protocol-3: As shown in Tab. 8, we find that EPCR with the extra unlabeled dataset can outperform other baselines in four of six sub-protocols (i.e., [O&I to C], [O&M to I], [C&M to O] and [C&I to O]), and even gets better performance than the model with extra labeled, which demonstrates that open-world data with labels may bring harmful impacts to the model’s generalization. The possible reason is that the labeled data with different domains from the target domain will add noise in the model training.

SSL-Protocol-4: As illustrated in Tab. 9, semi-supervised EPCR and Mean-Teacher both obtain higher AUC than the EPCR without unlabeled data (supervised only), and our proposed semi-supervised EPCR can achieve the best performance in seven of eight SSL sub-protocols. Moreover, we find that there is very little or no improvement from 20% labeled data to 50% labeled data in the sub-protocol [O&M&I to C], which might be explained that the extra labeled data harms the domain generalization. According to Tab. 8 and Tab. 9, we discover that the combination between semi-supervised learning and domain general-

Table 8. Results of *SSL-Protocol-3* with **leave-one-unlabeled semi-supervised** setting. For example, in the sub-protocol [O&I to M], data from the remaining dataset ‘C’ (CASIA-MFSD) are used as extra labeled or unlabeled training data.

Method	O&I to M		M&I to C		O&I to C		O&M to I		C&M to O		C&I to O	
	HTER	AUC	HTER	AUC	HTER	AUC	HTER	AUC	HTER	AUC	HTER	AUC
Supervised Only	12.1	94.2	30.4	77.0	18.0	90.1	16.8	93.8	17.9	89.5	15.9	91.9
Mean-Teacher [59] w/ extra unlabeled	19.6	86.5	31.1	76.6	23.7	84.9	18.4	86.0	23.5	84.9	19.9	88.2
USDAN [29] w/ extra unlabeled	15.8	88.1	35.6	69.0	33.3	72.7	19.8	87.9	20.2	88.3	27.5	81.9
EPCR w/ extra labeled	12.5	95.3	18.9	89.7	18.9	89.7	14.0	92.4	17.9	90.9	17.9	90.9
EPCR w/ extra unlabeled	10.4	94.5	25.4	83.8	16.7	91.4	12.4	94.3	17.8	91.3	14.7	92.1

Table 9. Results of *SSL-Protocol-4* with **partly intra-labeled semi-supervised** setting. We set respective 20%, 50% and 100% subjects from the standard DG protocols as labeled data while the remaining data from other subjects are set unlabeled.

Method with AUC(%)	O&C&I to M			O&M&I to C			O&C&M to I			I&C&M to O		
	20%	50%	100%	20%	50%	100%	20%	50%	100%	20%	50%	100%
Supervised Only	86.9	93.2	95.3	88.5	88.5	89.7	83.5	84.9	92.4	82.4	88.9	90.9
Mean-Teacher [59] w/ unlabeled	89.1	93.9	–	86.9	86.8	–	84.0	87.0	–	85.0	90.5	–
USDAN [29] w/ unlabeled	82.3	89.6	–	75.1	75.4	–	87.8	89.7	–	85.2	92.6	–
EPCR w/ unlabeled	90.0	95.6	–	91.0	90.8	–	87.3	89.8	–	85.2	92.7	–

Table 10. Results of *SSL-Protocol-5* with one ‘Unseen’ attack type (with *Italics*) for unlabeled training while the other one (without *Italics*) for testing on WMCA [23]. ‘-SL’ and ‘-SSL’ represents fully-supervised and semi-supervised training, respectively.

Modality	Method	Unseen attack type							
		Flexiblemask	Replay	Fakehead	Prints	Glasses	Papermask	Rigidmask	Mean±Std
RGB-Depth -SL	MC-PixBiS [19]	49.7	3.7	0.7	0.1	16.0	0.2	3.4	10.5±16.7
	MCCNN-OCCL-GMM [20]	22.8	31.4	1.9	30.0	50.0	4.8	18.3	22.74±15.3
	MC-ResNetDLAS [47]	33.3	38.5	49.6	3.80	41.0	47.0	20.6	33.4±14.9
RGB-SL	Resnet50 [26]	16.13	32.88	14.36	0.03	45.71	12.09	12.19	20.09±14.91
	CDCN [73]	10.39	22.67	3.70	0.49	43.08	3.25	2.76	12.33±15.52
	EPCR	9.91	20.89	4.97	0.28	41.61	2.47	2.78	11.85±14.85
RGB-SSL		<i>Papermask</i>	<i>Prints</i>	<i>Rigidmask</i>	<i>Papermask</i>	<i>Papermask</i>	<i>FlexibleMask</i>	<i>Fakehead</i>	
	Supervised Only	12.26	25.74	6.30	0.12	44.93	1.00	2.22	13.23±16.60
	Mean-Teacher [59]	10.83	30.55	5.95	0.09	42.45	4.42	5.15	14.20±15.92
	USDAN [29]	13.46	26.03	7.15	1.83	34.95	4.79	10.51	14.10±12.08
	EPCR	12.42	22.16	4.21	0.05	43.21	2.08	4.03	12.61±15.53

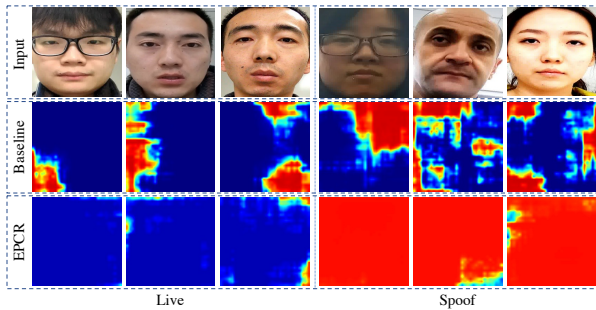


Figure 4. Visualization of hard samples on Protocol-2 of OULU-NPU. The predicted maps from CDCN baseline and EPCR are shown in the second and third row, respectively.

ization is a significant direction for future FAS research.

SSL-Protocol-5: The samples whose attack type is most similar to that of testing data are selected as the unlabeled training data. As shown in Tab. 10, in ‘RGB-SSL’ part, EPCR with extra unlabeled data (EPCR) outperforms EPCR without extra unlabeled data (Supervised Only), which implies that introducing extra unlabeled and unseen attack data can promote the effectiveness of models. Moreover, the pro-

posed EPCR can obtain state-of-the-art performance in both ‘RGB-SL’ and ‘RGB-SSL’ parts.

5.2.4 Visualization and Analysis

The predicted maps for several hard samples are visualized as heatmaps in Fig. 4. It can be seen that the spoof samples in the last three columns are difficult for the raw CDCN baseline to distinguish. Meanwhile, the generated maps of the baseline for the live samples present noise in several regions. In contrast, the proposed EPCR provides preciser predictions than the baseline, indicating the discriminative feature representation capacity of the proposed EPCR.

6. Conclusion

In this paper, we investigate that consistency regularization is significant for the reliability of models. Inspired by this motivation, we propose a novel embedding-level and prediction-level consistency regularization method for deep face anti-spoofing, which performs well on both full-supervised and semi-supervised FAS tasks. And a dense

similarity objective is designed to exploit more effective consistency regularization of FAS. We also provide five novel semi-supervised learning benchmarks with diversity for the FAS research community. In the future, we will exploit consistency regularization formulation on other dimensions, such as temporal consistency along with different frames in one facial video.

References

- [1] Yashasvi Baweja, Poojan Oza, Pramuditha Perera, and Vishal M Patel. Anomaly detection-based unknown face presentation attack detection. In *IJCB*. IEEE, 2020.
- [2] David Berthelot, Nicholas Carlini, Ian Goodfellow, Nicolas Papernot, Avital Oliver, and Colin Raffel. Mixmatch: A holistic approach to semi-supervised learning. *arXiv preprint arXiv:1905.02249*, 2019.
- [3] Zinelabidine Boulkenafet, Jukka Komulainen, and Abdenour Hadid. Face anti-spoofing based on color texture analysis. In *ICIP*, pages 2636–2640, 2015.
- [4] Zinelabidine Boulkenafet, Jukka Komulainen, and Abdenour Hadid. Face spoofing detection using colour texture analysis. *IEEE TIFS*, 11(8):1818–1830, 2016.
- [5] Zinelabidine Boulkenafet, Jukka Komulainen, and Abdenour Hadid. Face antispoofing using speeded-up robust features and fisher vector encoding. *IEEE Signal Processing Letters*, 24(2):141–145, 2017.
- [6] Zinelabidine Boulkenafet, Jukka Komulainen, Lei Li, Xiaoyi Feng, and Abdenour Hadid. Oulu-npu: A mobile face presentation attack database with real-world variations. In *FGR*, pages 612–618, 2017.
- [7] Ting Chen, Simon Kornblith, Mohammad Norouzi, and Geoffrey Hinton. A simple framework for contrastive learning of visual representations. In *ICML*, 2020.
- [8] Xinlei Chen, Haoqi Fan, Ross Girshick, and Kaiming He. Improved baselines with momentum contrastive learning. *CVPR*, 2020.
- [9] Xinlei Chen and Kaiming He. Exploring simple siamese representation learning. In *CVPR*, 2021.
- [10] Zhihong Chen, Taiping Yao, Kekai Sheng, Shouhong Ding, Ying Tai, Jilin Li, Feiyue Huang, and Xinyu Jin. Generalizable representation learning for mixture domain face anti-spoofing. *AAAI*, 2021.
- [11] Ivana Chingovska, André Anjos, and Sébastien Marcel. On the effectiveness of local binary patterns in face anti-spoofing. In *Biometrics Special Interest Group*, pages 1–7, 2012.
- [12] Tiago de Freitas Pereira, André Anjos, José Mario De Martino, and Sébastien Marcel. Lbp- top based countermeasure against face spoofing attacks. In *ACCV*, pages 121–132, 2012.
- [13] Tiago de Freitas Pereira, Jukka Komulainen, André Anjos, José Mario De Martino, Abdenour Hadid, Matti Pietikäinen, and Sébastien Marcel. Face liveness detection using dynamic texture. *EURASIP Journal on Image and Video Processing*, 2014(1):1–15, 2014.
- [14] Jia Deng, Wei Dong, Richard Socher, Li-Jia Li, Kai Li, and Li Fei-Fei. Imagenet: A large-scale hierarchical image database. In *CVPR*, 2009.
- [15] Jiankang Deng, Jia Guo, Niannan Xue, and Stefanos Zafeiriou. Arcface: Additive angular margin loss for deep face recognition. In *CVPR*, 2019.
- [16] Terrance DeVries and Graham W Taylor. Improved regularization of convolutional neural networks with cutout. *arXiv preprint arXiv:1708.04552*, 2017.
- [17] Soroush Fatemifar, Shervin Rahimzadeh Arashloo, Muhammad Awais, and Josef Kittler. Client-specific anomaly detection for face presentation attack detection. *Pattern Recognition*, 2021.
- [18] Tommy Gärling and Reginald G Golledge. Environmental perception and cognition. In *Advance in environment, behavior, and design*, pages 203–236. Springer, 1989.
- [19] Anjith George and Sébastien Marcel. Deep pixel-wise binary supervision for face presentation attack detection. In *ICB*. IEEE, 2019.
- [20] Anjith George and Sébastien Marcel. Learning one class representations for face presentation attack detection using multi-channel convolutional neural networks. *TIFS*, 2020.
- [21] Anjith George and Sébastien Marcel. Cross modal focal loss for rgb-d face anti-spoofing. In *CVPR*, 2021.
- [22] Anjith George and Sébastien Marcel. On the effectiveness of vision transformers for zero-shot face anti-spoofing. In *IJCB*. IEEE, 2021.
- [23] Anjith George, Zohreh Mostaani, David Geissenbuhler, Olegs Nikisins, André Anjos, and Sébastien Marcel. Biometric face presentation attack detection with multi-channel convolutional neural network. *TIFS*, 2019.
- [24] Jean-Bastien Grill, Florian Strub, Florent Altché, Corentin Tallec, Pierre H Richemond, Elena Buchatskaya, Carl Doersch, Bernardo Avila Pires, Zhaohan Daniel Guo, Mohammad Gheshlaghi Azar, et al. Bootstrap your own latent: A new approach to self-supervised learning. *NeurIPS*, 2020.
- [25] Kaiming He, Haoqi Fan, Yuxin Wu, Saining Xie, and Ross Girshick. Momentum contrast for unsupervised visual representation learning. In *CVPR*, 2020.
- [26] Kaiming He, Xiangyu Zhang, Shaoqing Ren, and Jian Sun. Deep residual learning for image recognition. In *Proceedings of the IEEE conference on computer vision and pattern recognition*, pages 770–778, 2016.
- [27] international organization for standardization. Iso/iec jtc 1/sc 37 biometrics: Information technology biometric presentation attack detection part 1: Framework. In <https://www.iso.org/obp/ui/iso>, 2016.
- [28] Yunpei Jia, Jie Zhang, Shiguang Shan, and Xilin Chen. Single-side domain generalization for face anti-spoofing. In *CVPR*, 2020.
- [29] Yunpei Jia, Jie Zhang, Shiguang Shan, and Xilin Chen. Unified unsupervised and semi-supervised domain adaptation network for cross-scenario face anti-spoofing. *Pattern Recognition*, 2021.
- [30] Amin Jourabloo, Yaojie Liu, and Xiaoming Liu. Face de-spoofing: Anti-spoofing via noise modeling. In *ECCV*, 2018.

- [31] Jukka Komulainen, Abdenour Hadid, and Matti Pietikainen. Context based face anti-spoofing. In *BTAS*, pages 1–8, 2013.
- [32] Samuli Laine and Timo Aila. Temporal ensembling for semi-supervised learning. In *ICLR*, 2017.
- [33] Dong-Hyun Lee et al. Pseudo-label: The simple and efficient semi-supervised learning method for deep neural networks. In *ICML Workshops*, 2013.
- [34] Haoliang Li, Sinno Jialin Pan, Shiqi Wang, and Alex C Kot. Domain generalization with adversarial feature learning. In *CVPR*, 2018.
- [35] Lei Li, Xiaoyi Feng, Zinelabidine Boulkenafet, Zhaoqiang Xia, Mingming Li, and Abdenour Hadid. An original face anti-spoofing approach using partial convolutional neural network. In *IPTA*, pages 1–6, 2016.
- [36] Zhi Li, Haoliang Li, Kwok-Yan Lam, and Alex Chichung Kot. Unseen face presentation attack detection with hypersphere loss. In *ICASSP*. IEEE, 2020.
- [37] Shubao Liu, Ke-Yue Zhang, Taiping Yao, Mingwei Bi, Shouhong Ding, Jilin Li, Feiyue Huang, and Lizhuang Ma. Adaptive normalized representation learning for generalizable face anti-spoofing. *ACM MM*, 2021.
- [38] Shubao Liu, Ke-Yue Zhang, Taiping Yao, Kekai Sheng, Shouhong Ding, Ying Tai, Jilin Li, Yuan Xie, and Lizhuang Ma. Dual reweighting domain generalization for face presentation attack detection. 2021.
- [39] Yaojie Liu, Amin Jourabloo, and Xiaoming Liu. Learning deep models for face anti-spoofing: Binary or auxiliary supervision. In *CVPR*, pages 389–398, 2018.
- [40] Yaojie Liu, Joel Stehouwer, Amin Jourabloo, and Xiaoming Liu. Deep tree learning for zero-shot face anti-spoofing. In *CVPR*, 2019.
- [41] Yaojie Liu, Joel Stehouwer, and Xiaoming Liu. On disentangling spoof trace for generic face anti-spoofing. In *ECCV*, 2020.
- [42] Oeslle Lucena, Amadeu Junior, Vitor Moia, Roberto Souza, Eduardo Valle, and Roberto Lotufo. Transfer learning using convolutional neural networks for face anti-spoofing. In *International Conference Image Analysis and Recognition*, pages 27–34, 2017.
- [43] Laurens van der Maaten and Geoffrey Hinton. Visualizing data using t-sne. *Journal of machine learning research*, 9(Nov):2579–2605, 2008.
- [44] Dominic Masters and Carlo Luschi. Revisiting small batch training for deep neural networks. *arXiv preprint arXiv:1804.07612*, 2018.
- [45] Zuheng Ming, Muriel Visani, Muhammad Muzzamil Luqman, and Jean-Christophe Burie. A survey on anti-spoofing methods for facial recognition with rgb cameras of generic consumer devices. *Journal of Imaging*, 6(12):139, 2020.
- [46] Olegs Nikisins, Amir Mohammadi, André Anjos, and Sébastien Marcel. On effectiveness of anomaly detection approaches against unseen presentation attacks in face anti-spoofing. In *ICB*. IEEE, 2018.
- [47] Aleksandr Parkin and Oleg Grinchuk. Recognizing multi-modal face spoofing with face recognition networks. In *CVPRW*, 2019.
- [48] Keyurkumar Patel, Hu Han, and Anil K Jain. Secure face unlock: Spoof detection on smartphones. *IEEE transactions on information forensics and security*, 11(10):2268–2283, 2016.
- [49] Daniel Pérez-Cabo, David Jiménez-Cabello, Artur Costa-Pazo, and Roberto J López-Sastre. Learning to learn facepad: a lifelong learning approach. In *IJCB*. IEEE, 2020.
- [50] Yunxiao Qin, Zitong Yu, Longbin Yan, Zezheng Wang, Chenxu Zhao, and Zhen Lei. Meta-teacher for face anti-spoofing. *IEEE TPAMI*, 2021.
- [51] Yunxiao Qin, Chenxu Zhao, Xiangyu Zhu, Zezheng Wang, Zitong Yu, Tianyu Fu, Feng Zhou, Jingping Shi, and Zhen Lei. Learning meta model for zero- and few-shot face anti-spoofing. *AAAI*, 2020.
- [52] R. Quan, Y. Wu, X. Yu, and Y. Yang. Progressive transfer learning for face anti-spoofing. *TIP*, 2021.
- [53] Mohammad Rostami, Leonidas Spinoulas, Mohamed Hussein, Joe Mathai, and Wael Abd-Almageed. Detection and continual learning of novel face presentation attacks. In *ICCV*, 2021.
- [54] Mehdi Sajjadi, Mehran Javanmardi, and Tolga Tasdizen. Regularization with stochastic transformations and perturbations for deep semi-supervised learning. *arXiv preprint arXiv:1606.04586*, 2016.
- [55] H Scudder. Probability of error of some adaptive pattern-recognition machines. *IEEE Transactions on Information Theory*, 11:363–371, 1965.
- [56] Rui Shao, Xiangyuan Lan, Jiawei Li, and Pong C Yuen. Multi-adversarial discriminative deep domain generalization for face presentation attack detection. In *CVPR*, 2019.
- [57] Rui Shao, Xiangyuan Lan, and Pong C Yuen. Regularized fine-grained meta face anti-spoofing. In *AAAI*, 2020.
- [58] Kihyuk Sohn, David Berthelot, Chun-Liang Li, Zizhao Zhang, Nicholas Carlini, Ekin D Cubuk, Alex Kurakin, Han Zhang, and Colin Raffel. Fixmatch: Simplifying semi-supervised learning with consistency and confidence. *arXiv preprint arXiv:2001.07685*, 2020.
- [59] Antti Tarvainen and Harri Valpola. Mean teachers are better role models: Weight-averaged consistency targets improve semi-supervised deep learning results. In *NIPS*, 2017.
- [60] Guoqing Wang, Hu Han, Shiguang Shan, and Xilin Chen. Cross-domain face presentation attack detection via multi-domain disentangled representation learning. In *CVPR*, 2020.
- [61] Jingjing Wang, Jingyi Zhang, Ying Bian, Youyi Cai, Chun-mao Wang, and Shiliang Pu. Self-domain adaptation for face anti-spoofing. In *AAAI*, 2021.
- [62] Xinlong Wang, Rufeng Zhang, Chunhua Shen, Tao Kong, and Lei Li. Dense contrastive learning for self-supervised visual pre-training. *CVPR*, 2021.
- [63] Zezheng Wang, Zitong Yu, Chenxu Zhao, Xiangyu Zhu, Yunxiao Qin, Qiusheng Zhou, Feng Zhou, and Zhen Lei. Deep spatial gradient and temporal depth learning for face anti-spoofing. In *CVPR*, 2020.
- [64] Di Wen, Hu Han, and Anil K Jain. Face spoof detection with image distortion analysis. *IEEE TIFS*, 2015.

- [65] Qizhe Xie, Zihang Dai, Eduard Hovy, Minh-Thang Luong, and Quoc V Le. Unsupervised data augmentation for consistency training. *arXiv preprint arXiv:1904.12848*, 2019.
- [66] Jianwei Yang, Zhen Lei, and Stan Z. Li. Learn convolutional neural network for face anti-spoofing. *Computer Science*, 9218:373–384, 2014.
- [67] Xiao Yang, Wenhan Luo, Linchao Bao, Yuan Gao, Dihong Gong, Shibao Zheng, Zhifeng Li, and Wei Liu. Face anti-spoofing: Model matters, so does data. In *CVPR*, 2019.
- [68] Zitong Yu, Xiaobai Li, Xuesong Niu, Jingang Shi, and Guoying Zhao. Face anti-spoofing with human material perception. In *ECCV*, pages 557–575. Springer, 2020.
- [69] Zitong Yu, Xiaobai Li, Jingang Shi, Zhaoqiang Xia, and Guoying Zhao. Revisiting pixel-wise supervision for face anti-spoofing. *IEEE TBIOM*, 2021.
- [70] Zitong Yu, Yunxiao Qin, Xiaobai Li, Chenxu Zhao, Zhen Lei, and Guoying Zhao. Deep learning for face anti-spoofing: A survey. *arXiv preprint arXiv:2106.14948*, 2021.
- [71] Zitong Yu, Yunxiao Qin, Hengshuang Zhao, Xiaobai Li, and Guoying Zhao. Dual-cross central difference network for face anti-spoofing. *IJCAI*, 2021.
- [72] Z. Yu, J. Wan, Y. Qin, X. Li, S. Z. Li, and G. Zhao. Nasfas: Static-dynamic central difference network search for face anti-spoofing. *IEEE TPAMI*, 2020.
- [73] Zitong Yu, Chenxu Zhao, Zezheng Wang, Yunxiao Qin, Zhuo Su, Xiaobai Li, Feng Zhou, and Guoying Zhao. Searching central difference convolutional networks for face anti-spoofing. In *CVPR*, 2020.
- [74] Ke-Yue Zhang, Taiping Yao, Jian Zhang, Shice Liu, Bangjie Yin, Shouhong Ding, and Jilin Li. Structure destruction and content combination for face anti-spoofing. In *IJCB*, 2021.
- [75] Ke-Yue Zhang, Taiping Yao, Jian Zhang, Ying Tai, Shouhong Ding, Jilin Li, Feiyue Huang, Haichuan Song, and Lizhuang Ma. Face anti-spoofing via disentangled representation learning. *ECCV*, 2020.
- [76] Yuanhan Zhang, ZhenFei Yin, Yidong Li, Guojun Yin, Junjie Yan, Jing Shao, and Ziwei Liu. Celeba-spoof: Large-scale face anti-spoofing dataset with rich annotations. In *ECCV*, 2020.
- [77] Zhiwei Zhang, Junjie Yan, Sifei Liu, Zhen Lei, Dong Yi, and Stan Z Li. A face antispoofing database with diverse attacks. In *ICB*, pages 26–31, 2012.

A. More Analysis of Dense Similarity

We first review the similarity in previous contrastive learning [9]. Given two flattened tensors $\mathbf{H}, \mathbf{F} \in \mathcal{R}^{s^2 \times d}$, the cosine similarity is calculated between the global averaged \mathbf{H} and \mathbf{F} as below:

$$S(\mathbf{H}, \mathbf{F}) = \cos < \bar{\mathbf{H}}, \bar{\mathbf{F}} >, \quad (8)$$

where $\bar{\mathbf{H}}$ (or $\bar{\mathbf{F}}$) is the global representation of all row vectors in \mathbf{H} (or \mathbf{F})

Considering the most common presentation attack instruments (i.e., print attack, replay attack, and 3D mask) in FAS, each local patch in the facial region might share the same spoof clues (e.g., material and quality). Therefore, we can reasonably assume that the vector at each point of \mathbf{H}_1 contains the maximal similarity to that of \mathbf{F}_2 , named as *dense similarity*. The dense similarity between \mathbf{H} and \mathbf{F} is defined as below:

$$\mathcal{DS}(\mathbf{H}, \mathbf{F}) = \sum_i \sum_j \frac{\mathbf{H}^i}{\|\mathbf{H}^i\|_2} \cdot \frac{\mathbf{F}^j}{\|\mathbf{F}^j\|_2}, \quad (9)$$

where \mathbf{H}^i denotes the i -th row of \mathbf{H} , and \cdot denotes the dot product.

Lemma 6.1 *The property of \mathcal{DS} can be derived as below:*

$$\mathcal{DS}(\mathbf{H}, \mathbf{F}) = \sqrt{\mathcal{DS}(\mathbf{H}, \mathbf{H})\mathcal{DS}(\mathbf{F}, \mathbf{F})} \cos < \bar{\mathbf{H}}, \bar{\mathbf{F}} >, \quad (10)$$

where $\bar{\mathbf{H}}$ (or $\bar{\mathbf{F}}$) is the center of all normalized row vectors in \mathbf{H} (or \mathbf{F}).

Proof 6.1 As $\bar{\mathbf{H}}$ is the center of all normalized row vectors in \mathbf{H} , then,

$$\bar{\mathbf{H}} = \frac{1}{s^2} \sum_i \frac{\mathbf{H}^i}{\|\mathbf{H}^i\|_2},$$

$$\begin{aligned} \mathcal{DS}(\mathbf{H}, \mathbf{F}) &= \sum_i \sum_j \frac{\mathbf{H}^i}{\|\mathbf{H}^i\|_2} \cdot \frac{\mathbf{F}^j}{\|\mathbf{F}^j\|_2} \\ &= \sum_i \frac{\mathbf{H}^i}{\|\mathbf{H}^i\|_2} \cdot \sum_j \frac{\mathbf{F}^j}{\|\mathbf{F}^j\|_2} \\ &= \left\| \sum_i \frac{\mathbf{H}^i}{\|\mathbf{H}^i\|_2} \right\|_2 \left\| \sum_j \frac{\mathbf{F}^j}{\|\mathbf{F}^j\|_2} \right\|_2 \cos < \sum_i \frac{\mathbf{H}^i}{\|\mathbf{H}^i\|_2}, \sum_j \frac{\mathbf{F}^j}{\|\mathbf{F}^j\|_2} > \\ &= \left\| \sum_i \frac{\mathbf{H}^i}{\|\mathbf{H}^i\|_2} \right\|_2 \left\| \sum_j \frac{\mathbf{F}^j}{\|\mathbf{F}^j\|_2} \right\|_2 \cos < \bar{\mathbf{H}}, \bar{\mathbf{F}} > \\ &= \sqrt{\sum_i \frac{\mathbf{H}^i}{\|\mathbf{H}^i\|_2} \cdot \sum_i \frac{\mathbf{H}^i}{\|\mathbf{H}^i\|_2}} \sqrt{\sum_j \frac{\mathbf{F}^j}{\|\mathbf{F}^j\|_2} \cdot \sum_j \frac{\mathbf{F}^j}{\|\mathbf{F}^j\|_2}} \cos < \bar{\mathbf{H}}, \bar{\mathbf{F}} > \\ &= \sqrt{\sum_i \frac{\mathbf{H}^i}{\|\mathbf{H}^i\|_2} \cdot \sum_j \frac{\mathbf{H}^j}{\|\mathbf{H}^j\|_2}} \sqrt{\sum_i \frac{\mathbf{F}^i}{\|\mathbf{F}^i\|_2} \cdot \sum_j \frac{\mathbf{F}^j}{\|\mathbf{F}^j\|_2}} \cos < \bar{\mathbf{H}}, \bar{\mathbf{F}} > \\ &= \sqrt{\mathcal{DS}(\mathbf{H}, \mathbf{H})} \sqrt{\mathcal{DS}(\mathbf{F}, \mathbf{F})} \cos < \bar{\mathbf{H}}, \bar{\mathbf{F}} >. \end{aligned}$$

Comparing Eq. 10 with Eq. 8, we find that our dense similarity not only reflects the global relation between the two tensors by $\cos < \bar{\mathbf{H}}, \bar{\mathbf{F}} >$ ($\cos < \bar{\mathbf{H}}', \bar{\mathbf{F}}' >$), but also considers the intra-tensor consistency in $\mathcal{DS}(\mathbf{H}, \mathbf{H})$ and $\mathcal{DS}(\mathbf{F}, \mathbf{F})$. This statement means that every point in \mathbf{H} and \mathbf{F} will be consistent with the global feature $\bar{\mathbf{H}}$ (or $\bar{\mathbf{F}}$), which explains the difference between dense similarity and previous similarity method in another form.

B. Implementation Details

Baseline Settings. We adopt SGD optimizer with weight decay 0.0001 and momentum 0.9. The learning rate is computed by the formulation $lr \times \text{batch-size}/256$. And a cosine decay schedule [7] is implemented from the starting base $lr = 0.03$ to the ending base $lr = 0.01$. The batch size is 64 by default, which can be friendly conducted on eight 1080Ti GPUs. Different from [9], we don't use synchronized batch normalization (BN) but standard BN in our experiment, and we find that synchronized BN brings a little damage to the performance. The possible reason is that large batch size when synchronizing BN will result in local optimal solution [44], especially for the FAS task in our experiments.

Projector. The projector p contains three *Conv-BN-ReLU* blocks, where each block consists of one 1×1 convolution layer with 64 dimensions, one BN layer and Relu layer. Specially, The last output block has no Relu.

Predictor. The predictor h contains one *Conv-BN-ReLU* block, which is cascaded with a single 1×1 convolution layer with 64 dimensions.

Pseudo Code. The pseudo code is shown in Algorithm. 1.

C. Datasets and Protocols

C-1. Datasets

OULU-NPU [6] consists of 4950 real access and spoofing videos with a high resolution. There are four official protocols to verify the generalization of face anti-spoofing (FAS) models. In particular, Protocol 1 and Protocol 2 are designed to validate the generalization of FAS methods under unseen environmental condition, and unseen attack medium (e.g., unseen printers or displays), respectively. In order to study the effect of the input camera variation, Protocol 3 leverages a Leave One Camera Out (LOCO) protocol. Protocol 4 integrates all the above factors from protocol 1 to 3, which is the most challenging.

CASIA-MFSD [77] contains 50 genuine subjects with total 600 videos. And three imaging qualities are considered, namely the low quality, normal quality, and high quality. There are three kinds of presentation attacks including warped photo attack, cut photo attack and video attack.

Replay-Attack [11] consists of short video recording of

Algorithm 1 Pseudo code for EPCR, PyTorch-like

```
1 # f: dense backbone + projector
2 # h: dense predictor
3 # c: dense classifier
4
5 # load a minibatch x with t samples and
6 # labels y (only for labeled data)
7 for x, y in loader:
8     x1, x2 = aug(x), aug(x) # random augmentation
9     # shape = (t, d, s, s)
10    F1, F2 = f(x1), f(x2) # features
11    H1, H2 = h(F1), h(F2) # embeddings
12    # shape = (t, 1, s, s)
13    CF1, CF2 = c(F1), c(F2) # predicted maps
14    CH1, CH2 = c(H1), c(H2) # predicted maps
15
16    # embedding-level consistency regularization
17    L_embedd = D_dense(H1, F2)/2
18               + D_dense(H2, F1)/2
19    # prediction-level consistency regularization
20    L_pred = MSE(CH1, CF2)/2 + MSE(CH2, CF1)/2
21    # select labeled tensors
22    CF1 = select_labeled_tensors(CF1)
23    CF2 = select_labeled_tensors(CF2)
24    # expand the label from scalars to maps
25    Y = y.repeat(1, 1, s, s)
26    # standard supervised loss for labeled data
27    L_supervised = MSE(CF1, Y)/2 + MSE(CF2, Y)/2
28    # overall loss
29    L = L_supervised + L_embedd + \alpha * L_pred
30
31    L.backward() # back-propagate
32    update(f, h, c) # SGD update
33
34 def D_dense(H, F): # dense similarity loss
35     F = F.detach() # stop gradient
36
37     H = reshape(H, (t, s*s, d))
38     F = reshape(F, (t, d, s*s))
39
40     H = normalize(H, dim=2) # # l2-normalize
41     F = normalize(F, dim=1) # # l2-normalize
42
43     # batch matrix-matrix product of matrices
44     loss = bmm(H, F)
45
46     return -loss.mean()
```

both real and fake faces, composed of 50 different identities. The video sequence in Replay-Attack [11] is low-resolution, which is collected with a resolution of 320 by 240 pixels.

MSU-MFSD [64] is composed of 70 genuine videos and 210 spoof videos, which contains 35 subjects. The type of presentation attack in MSU-MFSD [64] is printed photo and replayed video. And the dataset involves a widely age range from 20 to 60.

WMCA [23] contains data captured using multiple capturing devices/channels. The channels present are color, depth, thermal and infrared. And there are a various kinds of 2D and 3D presentation attacks, specifically, 3D print and replay attacks, mannequins, paper masks, silicon masks, rigid masks, transparent masks, and non-medical eyeglasses.

C-2. Protocols

SSL-protocol-1. There are three sessions based on different environmental conditions in Protocol 1 of OULU-NPU. For standard Protocol 1, the train and dev set consist of the data with the first two sessions (Session 1 and 2) while the test set only consists of the data with the third session (Session 3). In *SSL-protocol-1*, we adopt specific ratio of subjects in Session 1 and 2 as the labeled train set, and the remaining subjects in Session 1 and 2 are regarded as unlabeled train set. For example, “20% intra live (L) and spoof (S)” means that the top 20% of the data in ascending order of subject ID is labeled and the last 80% of the data in ascending order of subject ID is unlabeled. Note that the dev set and test set remain unchanged.

SSL-protocol-2. Contrary to *SSL-protocol-1*, *SSL-protocol-2* utilizes all the data of Session 1 and 2 in the train set. Parts of subjects in Session 3 are also taken as unlabeled train data to introduce the same domain to the target domain of test set. For example, “50% extra live (L)” means that the top 50% of the live data in ascending order of subject ID is set as unlabeled data to be trained in the semi-supervised FAS task. In this protocol, we deliberately consider to validate the performance of models when only introducing extra live faces, which is more relevant to the practical situation.

SSL-protocol-3. Considering that the data in OULU-NPU is collected by researchers with particular behaviors, we try to conduct more challenging semi-supervised tasks on the domain generalization (DG) [56] based FAS. In this protocol, we conduct experiments based on **leave-one-unlabeled** manner, which means that one of the three training sets from standard DG protocols as the unlabeled set and the other two as the labeled sets. For example, in the sub-protocol [O&I to M], data from the remaining dataset ‘C’ (CASIA-MFSD) are used as extra labeled or unlabeled training data. In other words, this protocol can validate the performance of FAS models when the introduced data contain different domain from both the labeled training data and the testing data.

SSL-protocol-4. Similar to standard DG evaluation, *SSL-protocol-4* utilizes all three training set, but merely selects part of data in each training set as labeled data, and the remaining ones are regarded as unlabeled data. For example, “20%” in [O&C&I to M] means that 20% of the data in all three training set (O&C&I) is labeled and the remaining 80% of the data is unlabeled. Note that the labeled and unlabeled data are split by the subject ID, which is similar to *SSL-protocol-1* and *SSL-protocol-2*.

SSL-protocol-5. In this attack type generalization based semi-supervised protocol, WMCA [23] with rich (7) attack types is utilized for evaluation. Specifically, different from the original leave-one-type-out testing on WMCA, here we adopt live and spoof samples with five attack types as the la-

Table 11. The study on more baselines on 20% intra live (L) and spoof (S) of *SSL-protocol-1*. ACER(%) is used as the metric.

Fixmatch [58]	Mixmatch [2]	Mean-Teacher [59]	Supervised Only	EPCR
11.04	6.25	5.62	3.33	2.08

beled training data while samples with another attack type is set as unlabeled data. Subsequently, the samples with the remaining one attack type are set as the target test set. Thus, to efficiently use such unlabeled data with unknown attack types is the key in this protocol. For example, samples with ‘Live’ and 5 attack types (‘Replay’, ‘Fakehead’, ‘Prints’, ‘Glasses’ and ‘Rigidmask’) are set as labeled training set, while samples with another one attack type (‘Papermask’) are set as unlabeled training set. Finally, the samples with the remaining one attack type (‘Flexiblemask’) are set as the target test set. In this protocol, the spoof pattern in ‘Flexiblemask’ is similar to that in ‘Papermask’.

D. Comparison with More Baselines

As shown in Tab. 11, besides Mean-Teacher [59], we also carry out the experiments of more recent semi-supervised methods, i.e., Fixmatch [58] and Mixmatch [2] on “intra 20% L+S” of the *SSL-protocol-1*. It can be seen from Tab. 11 that EPCR with extra labeled data outperforms other baselines. Specially for EPCR supervised only with the labeled data, the ACER is lower than those of the previous three SSL methods, which demonstrates the effectiveness of the proposed consistency regularization method. The ACER of Mixmatch [2] is higher than that of Mean-Teacher [59], which can be explained that mix-up operation will disrupt the spoof cues of facial images. Furthermore, we find that Fixmatch [58] is inferior to Mean-Teacher [59] in this experiment, which indicates that the guessed label (the mask for the consistency regularization) by the prediction may be not suitable for the current FAS methods. Instead, a simple consistency regularization between the outputs of two augmented views [59] is an effective choice. Based on the above experimental phenomenon, we select Mean-Teacher [59] as the baseline SSL method in the most of SSL experiments for simplicity.

E. Data Augmentation

The consistency regularization [7, 59] usually performs upon reasonable representation perturbation. Thus, it is crucial to design suitable augmentations to generate useful perturbations that can enhance the model’s output invariance. Besides the common augmentations utilized in both FAS and SSL (i.e., random crop, random light/contrast, random erasing, and cutout [7, 16]), we introduce an extra augmentation method named Patch Shuffle Augmentation (PSA) specially for FAS, which has been proposed in [74]. As

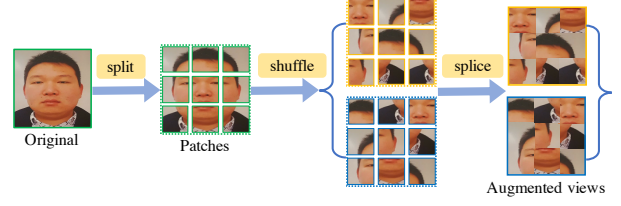


Figure 5. PSA. The input is evenly split into nine patches, which are then shuffled and spliced to form the augmented views.

Table 12. The study on different augmentations. The experiments are conducted on “intra 20% L+S” of the *SSL-protocol-1*.

Crop	Color	Flip	Cutout	Blur	PSA 2 × 2	PSA 3 × 3	PSA 4 × 4	ACER(%)
✓								7.71
✓	✓							6.25
✓	✓	✓						4.58
✓	✓	✓	✓					3.54
✓	✓	✓	✓	✓				4.79
✓	✓	✓	✓		✓			4.17
✓	✓	✓	✓			✓		2.08
✓	✓	✓	✓				✓	3.33

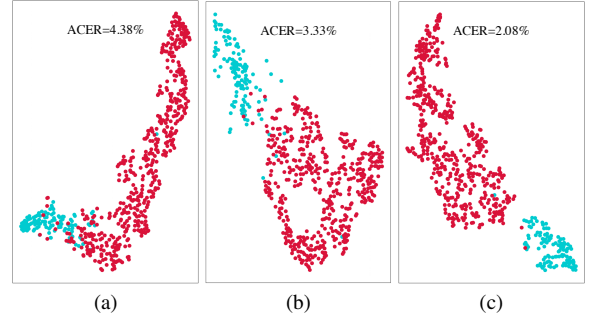


Figure 6. Feature distribution of the testing samples on *SSL-protocol-1* using t-SNE [43]. Left: CDCN [73] baseline with 20% labeled data, Middle: EPCR supervised only with 20% labeled data, Right: EPCR with 20% labeled data and the remaining 80% unlabeled data.

shown in Fig. 5, we evenly divide the face input into K patches. Then we shuffle these patches and splice them back into a piece of the original size. The design philosophy of PSA is according to the assumption that every patch of the face image may contain similar live/spoof clues. PSA would bring diverse spatial and structural perturbation without breaking intrinsic live/spoof patterns. K is fixed on 9 in our experiments.

As shown in Tab. 12, we conduct experiments on EPCR with different combinations of augmentation methods. From “Crop” to “Color” to “Flip” to “Cutout”, the performance is getting better as the increase of augmentation methods, which implies that these four augmentations bring benefit to the FAS method. When “Blur” is added as the fifth augmentation method, we find that the ACER becomes higher than that of the previous combination. This indicates that the Gaussian Blur will disturb the spoof cues and may be not suitable for the FAS method. Moreover, we study

the effect of patch number in Patch Shuffle Augmentation (PSA). Tab. 12 shows that $K = 9(3 \times 3)$ is the best choice for PSA, and PSA indeed improves the performance of FAS method. According to the above-mentioned study, we utilize “Crop”, “Color”, “Flip”, “Cutout” and “PSA 3×3 ” as our augmentation methods.

F. Feature Distribution Visualization

As shown in Fig. 6, we visualize the feature distribution of the testing samples on *SSL-protocol-1* using t-SNE [43]. We can see that samples in Fig. 6c are the best-clustered, and Fig. 6b presents better-clustered behavior than that of Fig. 6a. Fig. 6 demonstrates that EPCR outperforms the CDCN baseline, and introducing unlabeled facial images can improve the the performance of the FAS model.