

# Degree-preserving graph dynamics - a versatile process to construct random networks\*

Péter L. Erdős<sup>1</sup>, Shubha R. Kharel<sup>2</sup>, Tamás R. Mezei<sup>1</sup>, and Zoltán Toróczkai<sup>2</sup>

<sup>1</sup>Dept. of Combinatorics and applications., Alfréd Rényi Inst. of Math. (LERN),  
Reáltanoda utca 13–15, H-1053 Budapest, Hungary.

`<erdos.peter, mezei.tamas.robert>@renyi.hu`

<sup>2</sup>Department of Physics, 225 Nieuwland Science Hall, Notre Dame, IN 46556, USA.  
`<skharel,toro>@nd.edu`

February 22, 2022

## Abstract

Real-world networks evolve over time via additions or removals of nodes and edges. In current network evolution models, node degree varies or grows arbitrarily. A recently introduced *degree-preserving network growth* (DPG) family of models preserves node degree, resulting in structures significantly different from and more diverse than previous models ([*Nature Physics* 2021, DOI:10.1038/s41567-021-01417-7]). Here we present a rigorous mathematical theory underlying the DPG family of network growth models. We prove that the general problem of deciding whether a simple graph can be obtained via the DPG process from a small “kernel” graph (DPG feasibility) is NP-complete, in contrast with the surprising numerical observation that most real-world networks are actually easily constructible by this process; a dichotomy that still needs to be understood. We demonstrate how some of the well-known network models can be constructed via the DPG process, using proper parametrization.

*Keywords:* network models; matching theory; synthetic networks; scale-free graphs; degree-preserving growth (DPG);

## 1 Introduction

Many network models have been introduced in the literature, from the configuration model of Bollobás [4] and Molloy and Reed [18] through the Watts-Strogatz small-world networks [22], the Chung-Lu models [1], to the INCPower model of Arman, Gao, and Wormald [2] and, arguably the most popular model by Barabási and Albert [3], also called the preferential attachment (PA) model. In most of the growth models (including in the PA), the incoming vertex forms connections with a select number of vertices from the existing network, therefore also increasing the degrees of those vertices. Accordingly, this makes the degree of a node in the network dependent

---

\*PLE and TRM were supported in part by the National Research, Development and Innovation Office — NKFIH grant SNN 135643, K 132696. SRK and ZT were supported by the NSF grant IIS-1724297.

on the current size (number of nodes) of the *whole network*, although with increases happening with smaller and smaller probability as the network grows. While this is not an issue for networks in which the creation and maintenance of edges does not bear a cost to the nodes (such as citation networks), it becomes unrealistic for physical networks. This is because in such networks link formation and maintenance bears a cost to the nodes (usually a local cost), leading to degree saturation, due to natural budget limitations in physical systems. Moreover, in models like the PA, node degree is not an intrinsic property of the node, but it is imposed externally and globally, which, again, is often unrealistic.

Here we describe a family of novel network growth models which considers node degree an *intrinsic property* of the node and the process of network growth “respects” the degrees of the nodes already incorporated in the network. There is clearly a large multitude of model classes with this desired property, for example, models that only consider a degree limit/capacity (a saturation value) to be an intrinsic property of the node (otherwise the degrees can vary up to that limit), or models, in which the degrees are fixed and are an intrinsic property of the nodes, staying constant throughout the growth process (once the nodes fully joined the network). Although both types of classes share the same concept, here we focus on the latter, due to their simplicity and mathematical tractability. This type of model class was recently introduced under the name of *degree-preserving network growth* (DPG) in Ref. ([17]). In the DPG model family the new (or “incoming”) nodes join the network with a preset degree, called here *proper degree*, or *p-degree* in short, by connecting to the nodes of the existing network (the “old” nodes), in a way that their degrees stay unchanged and the graph stays a simple graph (described below).

Network growth models in which degrees are an intrinsic property of the nodes, are useful and needed from a modeling perspective. An example is the case of chemical compounds: here, if a vertex represents an atom, then necessarily, its degree, which is the atom’s valency (i.e., number of chemical bonds it can form) must stay fixed during the process; however, chemical complexes can, in principle, be arbitrarily large. Another example is the class of networks in which (some, or all of) the existing vertices cannot accept additional connections because their connectivity is saturated, such as in social networks, infrastructure networks, or, as described above in any physical network where the formation and maintenance of connections bears a cost.

The DPG dynamics can be described in the simplest form for even degrees: let  $G$  be a simple graph. In a step, a new node  $w$  joins the graph by removing  $k$  pairwise disjoint edges of  $G$ , i.e., a matching, followed by connecting  $w$  to the end nodes of the  $k$  removed edges. The degree of the newly inserted node is  $2k$ . This step does not join two nodes that are non-adjacent, and furthermore, the degrees of nodes in  $G$  are not changed. This operation is called a *degree preserving growth step* (**DP-step** for short). The *degree-preserving growth* process iteratively repeats DP-steps, starting with an arbitrarily chosen graph; the resulting process is what we generally refer to as **DPG** dynamics. In Section 2 below we provide the general description corresponding to the inclusion of nodes with degrees of arbitrary parity.

A specific case of this process is not completely new. If the degree of the inserted vertex is a *constant*  $2k$ , we get a dynamic model for (relatively) random  $2k$ -regular graphs. The case  $k = 2$  played an important role for client-server architectures in peer-to-peer networking called SWAN technology [6], using the so-called “clothespinning” procedure

(a special case of the general DP-step) and its inverse. We will return back to this fact in Section 4.

The different possible strategies for dynamically choosing the degree  $k$  of the incoming vertex and the different modalities of joining them to the existing network provide a large collection of rather different growth models and very different kinds of networks (see [17]). Therefore it is natural to ask what kinds of networks can be constructed by the various DPG models. To answer this question, it is necessary to fully describe the *inverse* operation of a DP-step. Pick a node  $w$  in graph  $G$  and examine its neighborhood graph  $\Gamma(w)$ . Assume that there exists a *perfect matching*  $M$  in the *complement graph*  $\bar{\Gamma}(w)$  of  $\Gamma(w)$ . Let us delete  $w$  — together with its adjacent edges — and add  $M$  to  $G \setminus w$ ; call this move a **DP-removal** and the resulting graph  $G_w$ . The original graph  $G$  can be reproduced from  $G_w$  with a DP-step with  $k := |M|$ . (The complete definition of the DP-removals will be described in Section 2.)

In Ref. [17], tens of real-world networks were studied, if whether they can be constructed from small initial “kernel” graphs via the DPG-process. Note that there can be many DP paths leading to the same target graph, starting from different small kernel graphs or possibly even from the same small kernel graph. The very surprising computational finding was that the overwhelming majority of those real-life networks have this property. This numerical observation directly leads to the impression that finding a long sequence of DP-removals for a given network should not be hard. One of the results of this paper (Section 5) is that this **inverse DPG problem** is actually NP-complete. We believe that this apparent contradiction means that all those real-life networks may share a yet unknown common structural property that makes them DPG feasible. This indicates that the DPG dynamics captures something about these networks that is not explained by other models.

In this paper we will also discuss new results on different DPG models (see Section 3) as well as some extensions of the algorithmic and stochastic considerations of DPG processes defined in Ref. [17].

## 2 Definitions

Let  $G$  be an *unconstrained* (also known as *simple*) graph, i.e., without loops and parallel edges. We will construct a sequence  $(G_i)_{i=0}^{\infty}$  of networks via a DPG process, where  $G_0 = G$  and  $V(G_i) \subset V(G_{i+1})$  for any  $i \geq 0$ , and  $G_{i+1}$  has exactly one additional node compared to  $G_i$ . In Section 1 we described how to add a new node of even degree, which we now generalize to allow inserting odd p-degree nodes as well. Such an addition, however, cannot be achieved in one step: deleting a matching and connecting the new node  $w$  to the end-points of the edges from the matching, endows  $w$  with an even degree. One possible, and arguably the simplest solution is that when we want to add a new node  $w$  of degree  $2k+1$ , we connect  $2k$  edges of  $w$  to the graph (as described above), and introduce an imaginary edge, called the *stub-edge*, which maintains the missing degree of  $w$ . When another new odd-degree node  $w'$  arrives at a later step, the algorithm always connects it to the node associated with the existing stub-edge, forming a new edge in the new graph.

In order to make clearer the description of the process of adding degrees of arbitrary parity, we make use of the notion of p-degree, introduced in the previous section.

Accordingly, the p-degree is nothing but the intrinsic degree of the incoming node. We distinguish the p-degree from the node's actual degree in the network, the latter corresponding to the number of edges incident on the node, which is one less than the p-degree if there is a stub-edge incident on our node; otherwise the two are identical. The node that has a stub-edge will be called “degree-deficient” node.

To help with the bookkeeping of the degree-deficient node, extend the current network  $G_i$  to  $G_i^s$ , which contains an extra node  $s$  of degree 0 or 1, called the *stub-node*. If  $G_i$  contains a degree-deficient node  $x$ , then  $G_i^s$  contains the edge  $xs$ ; otherwise  $s$  is isolated from  $G_i$ . The node  $s$  and the *stub-edge*  $xs$  do not belong to  $G_i$ . Note, all nodes (except  $s$ ) in  $G_i^s$  are connected according to their p-degrees. We introduce the *lifting operation* to provide a unified description of different types of DP-steps. The current network is  $G_i$ , and we want to construct a network  $G_{i+1}$  which will contain the incoming node  $w$ .

To begin with, we fix some *principles* we want to uphold during the DPG process:

**Principle 1)** For any  $w \in V(G_i^s) \setminus \{s\}$  the degree of  $w$  is constant:  $d_{G_i^s}(w) = d_{G_{i+1}^s}(w)$ .

**Principle 2)** In each DP-step, the edges of a matching will be removed; specifically, the difference  $G_i \setminus G_{i+1}[V(G_i)]$  is a matching for any  $i$ .

**Principle 3)** After any completed DP-step, there will be at most 1 stub-edge in the produced network.

**Principle 4)** If a vertex pair  $uv \notin E(G_i)$ , then  $uv \notin E(G_{i+1})$ .

As we already mentioned, to represent the stub-edge, we extend the current network  $G$  into  $G^s$  which contains an extra node  $s$  of degree 0 or 1. When the network contains a stub-edge — connected to node  $x$  — then  $G^s$  contains the edge  $xs$ . The node  $s$  and the stub-edge  $xs$  do not belong to  $G$ .

The current network is  $G_i$ , and we want to construct network  $G_{i+1}$  which will contain the newly added node  $w$ . The three graphs  $G_i, G_i^s, G_{i+1}$  completely determine  $G_{i+1}^s$ ; as before,  $s$  belongs to  $G_i^s$  and  $G_{i+1}^s$ , but not to the networks  $G_i$  and  $G_{i+1}$ . Furthermore,  $s$  is of degree 0 or 1 in  $G_i^s$  and  $G_{i+1}^s$  (the degree of  $s$  in  $G_i^s$  and in  $G_{i+1}^s$  may be different).

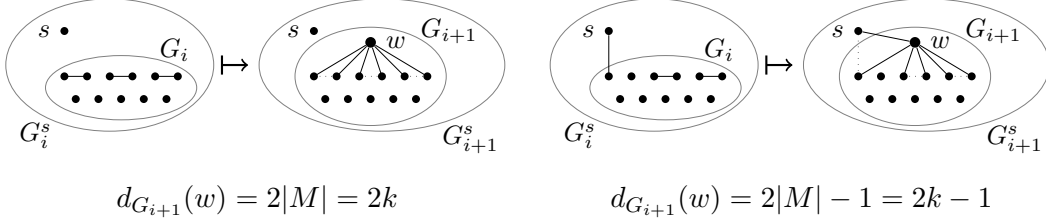
**Generalized lifting operation.** Assume  $uv \in E(G_i^s)$ .

- If  $uv \in E(G_i)$  (therefore  $u, v \neq s$ ), lifting  $uv$  to  $w$  means removing  $uv$  and adding  $uw, vw$  to the network  $G_{i+1}$ .
- If  $us$  is an edge in  $G_i^s$  and the p-degree of  $w$  is even, lifting  $us$  to  $w$  means removing  $us$  and adding  $uw, ws$  to the network  $G_{i+1}^s$ . (Recall that the node  $s$  and the stub-edge do not belong to  $G_{i+1}$ .)
- If  $us$  is an edge in  $G_i^s$  and the p-degree of  $w$  is odd, lifting  $us$  to  $w$  means removing  $us$  and adding  $uw$  to the network  $G_{i+1}$ . In  $G_{i+1}^s$  the degree of  $s$  is zero.

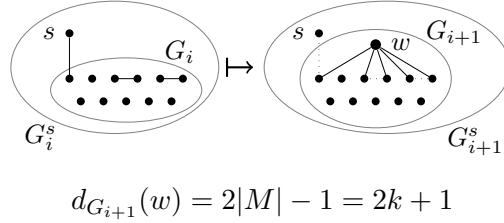
Now we are ready to introduce the DP-steps:

**Admissible DP-steps:**

*Op. 1./* **If the p-degree of  $w$  is  $2k$ :** select a set  $M$  of  $k$  independent edges from  $G_i^s$ , and lift them all to  $w$ . If the stub-edge  $sx$  belongs to  $M$  then  $d_{i+1}(x) = d_i(x) + 1$  in  $G_{i+1}$ , and  $d_{i+1}(w) = 2k - 1$  in  $G_{i+1}$ ; the stub-edge  $sw$  belongs to  $G_{i+1}^s$ .

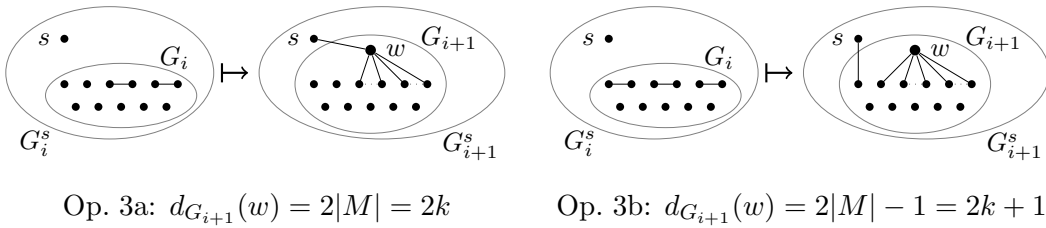


*Op. 2./* **If the p-degree of  $w$  is  $2k + 1$  and  $d(s) = 1$  in  $G_i^s$ :** select a set  $M$  of  $k + 1$  independent edges from  $G_i^s$ , such that the stub-edge  $sx$  is included in  $M$ . Lift every edge of  $M$  to  $w$ . In the  $G_{i+1}^s$  we have  $d(s) = 0$ .



*Op. 3./* **If the p-degree of  $w$  is  $2k + 1$  and  $d(s) = 0$  in  $G_i^s$ :** choose an integer  $r \in [0, 2k + 2]$ .

- (a) **if  $r = 0$ :** select a set  $M$  of  $k$  independent edges from  $G_i$ , and lift  $M$  to  $w$ . Add the stub-edge  $ws$  to the network  $G_{i+1}^s$ ;
- (b) **if  $r \in [1, 2k + 2]$ :** select a set  $M$  of  $k + 1$  independent edges from  $G_i$ , and lift  $M$  to  $w$ . Let  $u$  be the  $r^{\text{th}}$  element in  $\cup M$ ; remove  $uw$  and add the stub-edge  $us$  to the network  $G_{i+1}^s$ .



Next we introduce the inverse operations of the above defined admissible DP-steps.

**Admissible DP-removal steps:** We want to remove  $w$  from  $G_{i+1}$  by the inverse of a DP-step.

*InvOp. 1./* **If  $d(w) = 2k$  in the network  $G_{i+1}^s$ :** choose a set  $M$  of  $k$  independent non-edges in the  $G_{i+1}^s$ -neighborhood of  $w$ . Change the non-edges in  $M$  to edges and remove  $w$  along with its incident edges to obtain  $G_i^s$ . This

defines the network  $G_i$ , as well. If  $s$  is a neighbor of  $w$  in  $G_{i+1}^s$ , then the non-edge covering  $s$  in  $M$  becomes the stub-edge after the inverse step. This is the inverse of Op. 1.

*InvOp. 2./* **If  $d(w) = 2k+1$  and  $d(s) = 0$  in  $G_{i+1}^s$ :** select a set  $M$  of  $k$  independent non-edges in the  $G_{i+1}$ -neighborhood of  $w$ . Denote by  $x$  the node connected to  $w$  in  $G_{i+1}$  which is not covered by  $M$ . Change the non-edges in  $M$  to edges and remove  $w$  along with its edges to obtain  $G_i^s$ . Remove  $w$  along with its edges. Add the stub-edge  $xs$  to  $G_i^s$ . This is the inverse of Op. 2.

*InvOp. 3a./* **If  $d(w) = 2k+1$  and the stub-edge  $ws$  belongs to  $G_{i+1}^s$ :** select a set  $M$  of  $k$  independent non-edges in the  $G_{i+1}$ -neighborhood of  $w$ . Change the non-edges in  $M$  to edges to obtain  $G_i^s$ . Remove  $w$  along with its edges. Then  $d(s) = 0$  in  $G_i^s$ . This is the inverse of Op. 3a.

*InvOp. 3b./* **If  $d(w) = 2k+1$  and for the stub-edge  $us$  in the  $G_{i+1}^s$  we have  $u \neq w$  and  $uw$  is not an edge in  $G_{i+1}$ :** select a set  $M$  of  $k+1$  independent non-edges from  $G_{i+1}^s[\Gamma_{G_{i+1}}^s(w) \cup \{u\}]$  (recall that  $\Gamma_G(v)$  denotes the neighborhood graph of node  $v$  in graph  $G$ ). Change the non-edges in  $M$  to edges to obtain  $G_i^s$ . Remove  $w$  along with its edges. In the network  $G_i^s$  we have  $\text{degree}(s) = 0$ . This is the inverse of Op. 3b.

**Definition 2.1 (Irreducibility).** A graph  $G$  is called *irreducible* if none of the above inverse operations can be applied to any node  $w$  of  $G$ .

**Two simple examples.** One can ask whether a small irreducible “kernel” network to which a given network can be reduced to with DP-removals is unique. The answer, not surprisingly, is negative.

**Example 2.2.** Figure 1 depicts a series of DP-steps and DP-removals that lead from  $2K_4$  to a  $K_4$ .

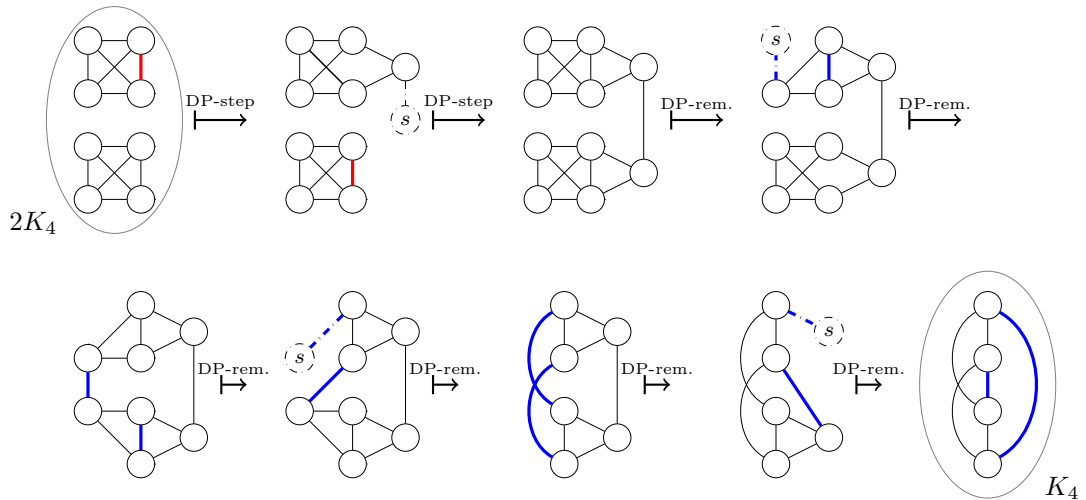


Figure 1: 2 DP-steps operations followed by 6 DP-removals transforms  $2K_4$  into  $K_4$ . **Red edges:** to be removed by DP steps; **blue edges:** new edges created by inverse DP steps. Dash-dotted nodes and edges represent the stub node and the stub edge.

A natural question to ask is: How difficult is it to find irreducible networks? One simple example is the complete graph, in which, clearly, no inverse DP-step can be performed. Intuitively, very dense networks are irreducible. Does the converse that networks that are sparse enough are not irreducible hold? Again, the answer is negative, as the following example shows.

**Example 2.3.** For any  $n \in \mathbb{N}^+$ , there exists an irreducible 4-regular graph on  $4n$  nodes which is connected and vertex-transitive, see Figure 2.

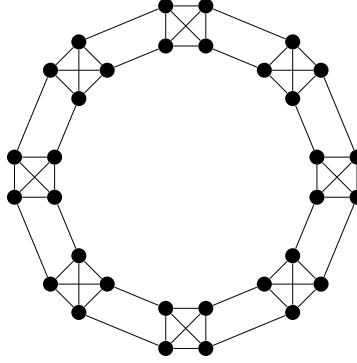


Figure 2: A graph which is irreducible.

There is a polynomial time algorithm to decide whether a graph admits a DP-removal or not: one can run Edmonds' blossom algorithm for the complement of the neighborhood graph  $\Gamma(v)$  of each node  $v \in V(G)$  ([9]). Nevertheless, we cannot expect to characterize removability of even a set of size  $n^\epsilon$ , because this problem is NP-hard, as shown in Section 5.

### 3 Particular DPG models

Next, we list a number of examples of different kinds of DPG dynamics. Some examples of this section are partially based on the paper [17], where particular cases of the following results and derivations have already been given in that paper's Supplementary Information.

The two freedoms in designing a DPG model are the size of the next (proper) incoming degree and how the matching of the appropriate size is selected. The size of the matching and the inserted degree constrain one another during the process. There are several possibilities for finding a matching of a given size. One can, for example, choose it greedily. Or, one can seek a maximum size matching and take a random subset of it of the needed size. Alternatively, one can try to choose uniformly and randomly one matching from the set of all the matchings with the predefined size. The relative advantages and disadvantages should also be studied from an algorithmic point of view and it is beyond the scope of this paper.

#### 3.1 Linear DPG

Denote by  $\nu(G)$  the matching number of the graph  $G$ . Let  $0 < c \leq 1$  be a constant. In the **linear DPG** model, the incoming proper degrees are defined via  $\lceil 2c\nu(G_i) \rceil$ . The

simulations show that for any value of  $c$  typically there exists a very large matching (close to perfect) in  $G_i$ . Therefore the degree sequence of the incoming node is linear in  $i$  and thus also the cumulative distribution of the degrees of  $G_i$ . Next, we will study the matching number analytically for linear DPG processes.

To analyze the DPG process, we need tools to estimate the matching number. Since the set of neighbors of an incoming node is only restricted by the set of available matchings, which is difficult to track, it is natural to try to estimate the matching number based only on the degree sequence. There are some available tools for this goal.

**Theorem 3.1** (Vizing [21]). *For any simple graph  $G$ , the edge-chromatic number satisfies  $\chi'(G) \leq \Delta(G) + 1$ .*

From Vizing's theorem, one can easily conclude that

$$\nu(G) \geq \frac{|E(G)|}{\Delta(G) + 1}. \quad (1)$$

This can be a tight bound in case the degree distribution is concentrated, but in the case of a wide range of degrees, this may be very far from being sharp.

**Theorem 3.2** (Pósa, 1962 [19]). *Let  $G$  be a graph on  $n$  nodes. Suppose its degree sequence  $(d(k))_{k=1}^n$  is in increasing order. If for every  $1 \leq k < n/2$  we have  $(k+1) \leq d(k)$ , then  $G$  is Hamiltonian.*

When the graph is dense and there are not many low degree nodes, [17] (in the Supplementary Information) provides a tighter bound on the matching number, based on Theorem 3.2.

**Definition 3.3.** Denote by  $t_G(q)$  the number of nodes of  $G$  whose degree does not exceed  $q$ .

**Theorem 3.4** ([17, Theorem S5]). *Let  $G$  be a simple graph on  $n$  nodes. Let*

$$r(G) := \min \left\{ \ell \in \mathbb{Z}^+ : \max_{0 \leq q < \frac{n-\ell}{2}} (t_G(q) - q + 1) \leq \ell \right\} \quad (2)$$

*then  $G$  has a matching of size:  $\left\lceil \frac{n-r(G)}{2} \right\rceil \leq \nu(G)$ .*

This result was proved already, albeit in a slightly different form, by Bondy and Chvátal in 1976 (see [5, Theorem 5.1]). The next result appeared in essence in [17], albeit in a slightly different form.

**Corollary 3.5.** *For a simple graph  $G$  on  $n$  nodes*

$$\nu(G) \geq \min_{0 \leq q < \frac{n-1}{2}} \max \left( \frac{1}{2} (n - t_G(q) + q - 1), q \right).$$

*Proof.* It is sufficient to show that

$$r(G) = \max_{0 \leq q < \frac{n-1}{2}} \min (t_G(q) - q + 1, n - 2q). \quad (3)$$



While  $0 \leq q < \frac{n-r(G)}{2}$ , we have  $n - 2q > r(G)$ , and for  $q \geq \frac{n-r(G)}{2}$ , we have  $n - 2q \leq r(G)$ , thus the right hand side of (3) is at most  $r(G)$ . If for some  $0 \leq q < \frac{n-r(G)}{2}$  we have  $t_G(q) - q + 1 = r(G)$ , then the right hand side is equal to  $r(G)$ .

The right hand side of (3) is trivially  $\geq 1$ , so if  $r(G) = 1$ , the lemma holds.

Suppose that  $r(G) > 1$  and for all  $0 \leq q < \frac{n-r(G)}{2}$  we have  $t_G(q) - q + 1 < r(G)$ . By the minimality of  $r(G)$ , this implies that we must have  $n \equiv r \pmod{2}$  and

$$t_G\left(\frac{n-r(G)}{2}\right) - \frac{n-r(G)}{2} + 1 \geq r(G).$$

By substituting  $q = \frac{n-r(G)}{2}$ , the right hand side of (3) is at least  $r(G)$ .  $\square$

When the constant  $c = 1$  and even degrees are added only, the **linear DPG** model is called the **MaxDPG** model. Using the previous estimations, paper [17] managed to prove the following first-order estimate of growth for the MaxDPG process:

**Theorem 3.6** ([17]). *Let the MaxDPG process produce the network series  $(G_n)_{n=n_0}^\infty$  from the initial network  $G_{n_0}$  (which has at least one edge). Then for large enough  $n$  we have*

$$d(v_n) \geq n - 2 \log_2 n - \mathcal{O}(1). \quad (4)$$

(Instead of proving this statement directly, we will prove a generalization of Theorem 3.6 in the following Lemma 3.7.) The edge density of  $G_n$  is  $\rho_n = \frac{1}{2} - \mathcal{O}\left(\frac{\ln n}{n}\right)$ , and one can show [17] that it has a core-periphery structure. More precisely, it resembles a split graph in which the nodes are partitioned into three classes: one inducing a clique in  $G_n$ , another is an independent set, and the third set contains at most  $\mathcal{O}(\log_2 n)$  vertices.

There are many real-life situations where the networks have a well-defined *core-periphery structure*: such a structure consists of a well-connected core and a periphery that is connected to the core but sparsely connected internally. Therefore our discussion above shows that the MaxDPG dynamics can provide random (however, not necessarily uniformly random) examples of core-periphery networks.

Let us now study an extension of Theorem 3.6 for other values of  $c$ . We assume that the process so far has produced the network  $G_{n_0}$ .

**Lemma 3.7.** *Let  $\frac{1}{2} < c \leq 1$ , let constant  $K \geq 0$  and suppose that  $d(i) \geq (2c-1)i - K$  holds for  $1 \leq i \leq n_0$ , where  $d$  is the degree sequence of the graph  $G_{n_0}$ . Then the degree of the nodes inserted iteratively into  $G_{n_0}$  by a linear DPG process (with the multiplicative constant  $c$ ) satisfy*

$$d(n) \geq (2c-1)n - K - 2 \quad \text{for} \quad n_0 < n \leq 2c \left( n_0 + 1 - \frac{3}{2c-1} \right) - K. \quad (5)$$

*Proof.* Let us estimate  $n - t_G(q)$  from below. Let us assume that

$$(2c-1)(n_0+1) - K - 2 \geq q + 1. \quad (6)$$

Note that

$$(2c-1)i - K \geq q + 1 \iff i \geq \frac{q+1+K}{2c-1}$$

therefore

$$n - t_G(q) \geq n - \frac{q + 1 + K}{2c - 1}. \quad (7)$$

If  $(2c - 1)n - K - 2 \geq 0$ , i.e., the statement of this lemma is not trivial, then  $q < \frac{n-1}{2}$  implies (6). Therefore, we can substitute (7) into Corollary 3.5 to obtain

$$\nu(G) \geq \min_{0 \leq q < \frac{n-1}{2}} \max \left( \frac{1}{2} \left( n - \frac{q + 1 + K}{2c - 1} + q - 1 \right), q \right).$$

The right hand side is minimized by the value of  $q$  for which the two arguments of max are equal, since one of the arguments of max is monotone increasing, while the other is monotone decreasing:

$$q := \frac{2c - 1}{2c} \left( n - 1 - \frac{K + 1}{2c - 1} \right).$$

By the linear DPG rule, we have

$$d(n + 1) = 2 \lceil c\nu_n \rceil \geq (2c - 1) \left( n - 1 - \frac{K + 1}{2c - 1} \right).$$

The right hand side meets our wishes if

$$\begin{aligned} (2c - 1) \left( n - 1 - \frac{K + 1}{2c - 1} \right) &\geq (2c - 1)(n + 1) - K - 3 \\ -(K + 1) &\geq 2(2c - 1) - K - 3 \\ 2 &\geq 2(2c - 1) \end{aligned}$$

which holds, by definition.  $\square$

**Corollary 3.8.** *If the initial  $n_0$  is large enough, then in the linear DPG process started with  $G_{n_0}$ , as  $n \rightarrow \infty$ , then the degree  $d(n)$  of the  $n^{\text{th}}$  node satisfies*

$$d(n) \geq (2c - 1)n - K - \mathcal{O}(\log_{2c} n),$$

or in words,  $d(n)$  is linear in  $n$ .

Finding a maximum matching in  $G_n$  is a problem solvable in polynomial time, as demonstrated by Edmonds' blossom algorithm ([9]). However, finding a *random* maximum matching is a much more complicated problem, since typically there are exponentially many maximum matchings in a dense graph. In the next part of this subsection we discuss a number of ways to deal with this problem.

### Heuristics - How to find a random maximum matching?

For a bipartite network, it is possible to quickly find a uniformly random maximum matching (actually, this can be extended to finding a random matching of given cardinality). This is based Jerrum and Sinclair's Markov chain method (see, for example, [15]). They consider the set  $\mathcal{P}$  of all perfect matchings in  $G$ , and the set  $\mathcal{N}(u, v)$  of all almost perfect matchings in  $G$  that do not cover the nodes  $u, v$  (these nodes are called the **holes** in the graph). They consider the following algorithm: let  $M$  be a perfect or almost perfect matching in  $G$ .

- (JS1) If  $M \in \mathcal{P}$ , randomly choose an edge  $e \in M$  and make the transition to  $M \setminus \{e\}$ .
- (JS2) If  $M \in \mathcal{N}(u, v)$ , randomly choose a node  $x \in V$ . If  $x \in \{u, v\}$  and  $u$  is adjacent to  $v$ , make the transition to  $M \cup \{(u, v)\} \in \mathcal{P}$ . Otherwise, let  $y \in V$  be the node matched with  $x$  in  $M$ , and randomly choose  $w \in \{u, v\}$ . If  $x$  is adjacent to  $w$ , make the transition to the matching  $M \setminus \{(x, y)\} \cup \{(x, w)\} \in \mathcal{N}(u, y)$ .

Jerrum and Sinclair proved that this Markov chain is fast mixing, so it will find an almost uniform sample of sets of maximum matchings in polynomial time, if the graph  $G$  is bipartite. The method can be extended to edge-weighted bipartite graphs (by Jerrum, Sinclair and Vigoda, [16]). Unfortunately, this method cannot be extended to graphs in general, as Štefankovič, Vigoda and Wilmes proved in [20]. They found graph classes with the following property: the network  $G$  has a large number of perfect matchings, however, there are holes in  $G$  such that the number of almost perfect matching with this hole is constant. Fortunately, in the case of linear DPG processes, the actual networks  $G_n$  seem to be very far from this disadvantageous situation. In fact, the symptomatic example in [20] is very close to the one depicted in Figure 2. Therefore the JS chain provides a good candidate for heuristics in the case of linear DPG process.

It is plausible that using genuinely uniform random maximum matchings, the growth rate of the matching number will be different from the case when the process uses a not necessarily randomly selected maximum matching. There is no known evidence in this regard.

Another question is whether the network produced by a DPG process can be considered *random* conditioned on its degree sequence. If the experimenter desires a truly random sample from the realizations of the generated degree sequence, then one can use the switch Markov chain to find such random example from the initially generated network (see, for example, [10]). The switch Markov chain is known to provide high-quality random samples if the degree sequence is  $P$ -stable (see [10]).

### 3.2 Scale-free DPG

As demonstrated in [17], the DPG process can also be used to generate real-world like synthetic scale-free networks in such a way that the process does not inherently prefer any node over another, and the degrees of already inserted nodes do not change. Moreover, simulations showed [17] that the generated degree sequences are indeed scale-free with the desired exponent. In this section we discuss the protocol in detail and prove that the generated degree sequence belongs to the set of *power-law distribution-bounded* degree sequences. Wormald and Gao (2016, [12]) introduced this class of scale-free degree sequences, because most real-world networks do not obey the more traditional density-bounded power-law.

**Definition 3.9** ([12]). Let  $d : V(G) \rightarrow \mathbb{N}$  be the degree sequence of the graph  $G$  of order  $n$ . Then  $d$  is

- **power-law density-bounded** with parameters  $\gamma$  and  $C$ , if for all  $i \in [1, n]$ ,

$$|d^{-1}(i)| \leq Cni^{-\gamma} \quad (8)$$

- **power-law distribution-bounded** with parameters  $\gamma$  and  $C$ , if for all  $i \in [1, n]$

$$\sum_{j=i}^n |d^{-1}(j)| \leq \sum_{j=i}^{\infty} C n j^{-\gamma}. \quad (9)$$

Notice the maximum degree is much smaller in the former class. This is analogous to the difference between the preferential attachment and the Chung-Lu models.

Also note that the parameters of a power-law distribution-bounded degree sequence without isolated nodes satisfy  $C \geq \zeta(\gamma)^{-1}$ , where  $\zeta$  is the Riemann zeta function.

**Scale-free DPG protocol:**

**(SF)** Let  $\nu := \nu(G_n)$ . Sample an integer  $i$  from the interval  $[1, 2\nu]$  with probability  $p_i = i^{-\gamma} / \sum_{j=1}^{2\nu} j^{-\gamma}$ . Add a node of proper degree  $i$  to the network via a DP-step.

Let  $(G_n)_{n=n_0}^{\infty}$  be generated by the scale-free DPG protocol. We will show first that the degree sequence  $d(G_n)$  is a distribution-bounded power-law degree sequence with parameter  $\gamma$ . We will show next that  $\Delta(G_n) = \Omega(n^{1/(\gamma-1)})$ , thus for large enough  $n$ ,  $d(G_n)$  is not a density-bounded power-law degree sequence for parameter  $\gamma > 2$ .

**Lemma 3.10.** *For any  $\gamma > 1$  and  $c > 0$ , SF-DPG generates a sequence of graphs with distribution-bounded power-law degree sequence with coefficient*

$$C = \frac{1 + \sqrt{c}}{\zeta(\gamma) - \frac{1}{\gamma-1}} \quad (10)$$

*with probability which is exponentially close to 1 (as  $c$  increases). For  $\gamma \geq 2$  and  $c \geq \frac{1}{2}$ , the probability of failure is at most  $12 \cdot 10^{-6c}$  and  $C \leq 2(1 + \sqrt{c})$ .*

*Proof.* The value of the Riemann zeta function  $\zeta(\gamma) = \sum_{j=1}^{\infty} j^{-\gamma}$  is finite for any  $\gamma > 1$ . Let  $\zeta(\gamma, i) := \sum_{j=i}^{\infty} j^{-\gamma}$ . For  $i > 1$ , we have

$$\zeta(\gamma, i) < \int_{i-1}^{\infty} j^{-\gamma} dj = \frac{1}{\gamma-1} (i-1)^{1-\gamma} \quad (11)$$

$$\zeta(\gamma, i) > \int_i^{\infty} j^{-\gamma} dj = \frac{1}{\gamma-1} i^{1-\gamma} \quad (12)$$

From these bounds it follows that  $C > 1$  (take  $i = 2$ ). By construction, the number of vertices of degree at least 1 in  $G_n$  is  $n$ , i.e., none of the nodes are isolated. In order to satisfy Equation (9) for  $i = 1$ , we need

$$\begin{aligned} n &\leq C n \cdot \zeta(\gamma) \\ 1 &\leq C \cdot \zeta(\gamma) \end{aligned}$$

which holds, as both  $C \geq 1$  and  $\zeta(\gamma) \geq 1$ . For  $i \geq 2$ , the expected number of vertices of degree at least  $i$  in  $G_n$  is

$$\mathbb{E}(|d_n^{-1}(\geq i)|) \leq \sum_{j=i+1}^n \frac{\sum_{k=i}^{j-1} k^{-\gamma}}{\zeta(\gamma) - \frac{1}{\gamma-1} j^{1-\gamma}} \leq \frac{1}{\zeta(\gamma) - \frac{1}{\gamma-1}} \sum_{j=i+1}^n \sum_{k=i}^{j-1} k^{-\gamma} \quad (13)$$

$$\leq \frac{1}{\zeta(\gamma) - \frac{1}{\gamma-1}} \sum_{k=i}^{n-1} (n-k) k^{-\gamma} \leq \frac{n}{\zeta(\gamma) - \frac{1}{\gamma-1}} \zeta(\gamma, i) \quad (14)$$

Because  $|d_n^{-1}(\geq i)|$  can be estimated from above by the sum of  $n - i$  independent indicators, by Hoeffding's inequality, we have

$$\Pr(|d_n^{-1}(\geq i)| - \mathbb{E}(|d_n^{-1}(\geq i)|) > t) \leq e^{-2t^2/(n-i)} \leq e^{-2t^2/n} \quad (15)$$

Substituting  $t = \frac{\sqrt{cn}}{\zeta(\gamma) - \frac{1}{\gamma-1}} \zeta(\gamma, i)$ :

$$\Pr(|d_n^{-1}(\geq i)| > Cn\zeta(\gamma, i)) \leq \quad (16)$$

$$\Pr\left(|d_n^{-1}(\geq i)| - \mathbb{E}(|d_n^{-1}(\geq i)|) > \frac{\sqrt{cn}}{\zeta(\gamma) - \frac{1}{\gamma-1}} \zeta(\gamma, i)\right) \leq \quad (17)$$

$$\leq \exp\left(-2 \frac{cn}{(\zeta(\gamma) - \frac{1}{\gamma-1})^2} \zeta(\gamma, i)^2\right) \leq \exp\left(-\frac{2cn}{((\gamma-1)\zeta(\gamma) - 1)^2}\right) \quad (18)$$

The probability that at least one of the bad events occur for  $n$ :

$$\Pr(\exists i |d_n^{-1}(\geq i)| > Cn\zeta(\gamma, i)) \leq n \cdot \exp\left(-\frac{2cn}{((\gamma-1)\zeta(\gamma) - 1)^2}\right). \quad (19)$$

The probability of not succeeding is

$$\Pr(\exists n \geq 3 \text{ s.t. } d(G_n) \text{ does not obey (9)}) \leq \sum_{n=3}^{\infty} n \cdot \exp\left(-\frac{2cn}{((\gamma-1)\zeta(\gamma) - 1)^2}\right) \quad (20)$$

Let  $\varepsilon := \exp(-\frac{2cn}{((\gamma-1)\zeta(\gamma) - 1)^2})$ . If  $\varepsilon < \frac{1}{2}$ , then solving an easy generating function problem yields that the right hand side is

$$\left(\frac{(\varepsilon x)^3}{1 - \varepsilon x}\right)'(1) = \frac{\varepsilon^3(3 - 2\varepsilon)}{(1 - \varepsilon)^2} \leq 12\varepsilon^3 \quad (21)$$

For  $\gamma \geq 2$ ,

$$\varepsilon \leq \exp\left(-\frac{2c}{(\zeta(2) - 1)^2}\right) < 10^{-2c}. \quad (22)$$

□

Next we prove an improved lower bound on the matching number to be used later to estimate the maximum degree.

**Lemma 3.11** (A generalized Vizing-bound). *Let  $G$  be a graph of order  $n$ , and let  $d = d(G)$  be the degree sequence of  $G$ . Then*

$$\nu(G) \geq \max_{1 \leq q < n} \frac{e(G) - \sum_{i \geq q} i \cdot |d^{-1}(i)|}{q}.$$

*Proof.* Delete the nodes whose degree is at least  $q$ . By Vizing's theorem, there is a color class in the remaining graph whose size is at least  $\frac{\chi'}{\Delta+1}$ . □

**Lemma 3.12.** *For any  $\gamma > 2$ , SF-DPG generates a distribution-bounded power-law degree sequence such that  $\nu_n \geq t(\gamma, c) \cdot n$  for all  $n$ , with high probability. The function  $t(\gamma, c)$  is positive and depends on  $\gamma$  and on the level of certainty  $c$  from Lemma 3.10.*

*Proof.* From Lemmas 3.10 and 3.11,

$$\mathbb{E}(\nu(G_n)) \geq \max_{1 \leq q < n} \frac{\mathbb{E}(e(G_n)) - \mathbb{E}\left(\sum_{i \geq q} i \cdot |d^{-1}(i)|\right)}{q} \geq \quad (23)$$

$$\geq \max_{1 \leq q < n} \frac{\frac{1}{2}n - Cn\zeta(\gamma - 1, q)}{q + 1} \geq n \cdot \max_{1 \leq q < n} \frac{\frac{1}{2} - \frac{C}{\gamma - 2}(q - 1)^{2-\gamma}}{q + 1} \quad (24)$$

Substituting  $q = (\frac{4C}{\gamma - 2})^{\frac{1}{\gamma - 2}} + 1$ , it follows that

$$\mathbb{E}(\nu(G_n)) \geq \frac{n}{4q + 8}. \quad (25)$$

The lower bound is indeed linear in  $n$ , since  $C$  only depends on the values of  $c$  and  $\gamma$ .  $\square$

The linearity of  $\nu(G_n)$  implies that SF-DPG creates a node of degree  $\Omega(n^{\frac{1}{1-\gamma}})$  with high probability. In other words, the degree sequences created by SF-DPG do not obey the more restrictive power-law density-bound, where the maximum degree is  $\mathcal{O}(n^{1/\gamma})$ .

**Further remarks and discussion.** Since every node in  $G_{n-1}$  can contribute with at most one edge to a matching, independently of their degree, the formation of edges is not based on direct degree preference. This is in contrast with the Barabási-Albert preferential attachment model, the configuration model [4, 18], and the Chung-Lu model [7].

In general, it can be said that the process provides an ever-growing degree sequence that is scale-free with the given parameter  $\gamma > 2$ . However, it is not clear how random the network  $G_n$  is among all possible realizations of its degree sequence.

Fortunately, there is a known way to improve the quality of the sample. As Gao and Greenhill proved in a recent paper ([11]), such scale-free degree sequences satisfy the so-called  $P$ -stable property. It ensures that the switch Markov chain on the realizations of the generated degree sequence is mixing rapidly. Therefore the application of the switch Markov chain will provide a truly random realization of the degree sequence in polynomial time as a function of the length of the degree sequence. (For details see [11] or [10].) We expect that the advantage gained is that starting the switch Markov chain from the output of a DPG process should cut down on the relaxation time. Therefore, one can sample a random scale-free degree sequence with the given parameter  $\gamma > 2$ , with a realization which is uniformly and randomly chosen from all possible realizations.

## 4 Regular graphs

Another useful version of the general DPG process is when the incoming node degree is a constant  $c$ . If  $c = 2k$ , then the process is rather straightforward. In the case of an odd constant  $c = 2k + 1$ , only every second network will be  $c$  regular, in the sequence. The number of edges in the  $c$ -regular network  $G$  on  $n$  nodes is roughly  $nc/2$ . By Vizing's theorem, we have  $\nu(G) \geq c/2$  so the DP-step will succeed in each step.

This dynamic model of ever growing  $c$ -regular network series provides (relatively) uniformly random networks. Of course, it cannot be truly uniformly generated, since

there are regular networks without a possible inverse DP-step. Therefore the network itself cannot be the result of a DPG process. (For  $c = 4$  see our Example 2.3.) We will see below how we may “randomize” these networks.

The DPG model for even-degree regular networks is not completely new. The case  $c = 4$  played an important role for client-server architectures in peer-to-peer networking, called SWAN technology [6]. SWAN networks are very reliable and efficient TCP/IP fabrics of connections [13]. In this protocol, there is a 4-regular dynamic network of TCP/IP network servers (or any other kinds of agents). A node (agent) either wants to leave the network or wants to join to it. In the first case, an DP-removal is performed on a degree 4 node (the agent leaves and the severed links are reconnected). In the second case 2 edges are randomly chosen and a forward DP-step is performed. In the original algorithm this step is called the “clothespinning” procedure. The same procedure was also used in 2D vortex liquids analysis [14].

Cooper, Dyer and Greenhill studied this clothespinning procedure in detail in their rather technical paper [8]. During the dynamic process the network is decreasing and increasing in size, between some roughly predefined boundaries. Their goal was to determine whether the clothespinning process uniformly samples the set of all 4-regular networks between these size bounds. Their complicated analysis gave an affirmative answer. According to their paper, the same statement applies in general for any  $2k$  regular networks as well.

Intuitively that means that a regular graph generated by the DPG process can be “randomized” by a series of forward / inverse DP-steps. It remedies the problem that there are regular networks that are unreachable by the “regular” forward DPG process (like Example 2.3).

## 5 The DP-removal of many nodes is NP-complete

As promised in Section 2, we prove that deciding whether at least  $n^\epsilon$  DP-removals ( $\epsilon > 0$ ) can be performed in a given graph is NP-complete. The problem remains NP-hard even if the maximum degree is a small constant. We will also see that the source of complexity is not necessarily in finding the order in which the given set of nodes needs to be removed.

**Observation 5.1.** If  $I \subset V(G)$  is an independent set, then the DP-removal of any two nodes of  $I$  are commutative.

**Observation 5.2.** If a node  $x \in V(G)$  is DP removable from  $G$  then  $\overline{G}[\Gamma_G(x)]$  contains a matching of size  $\lfloor \frac{1}{2}d_G(x) \rfloor$ .

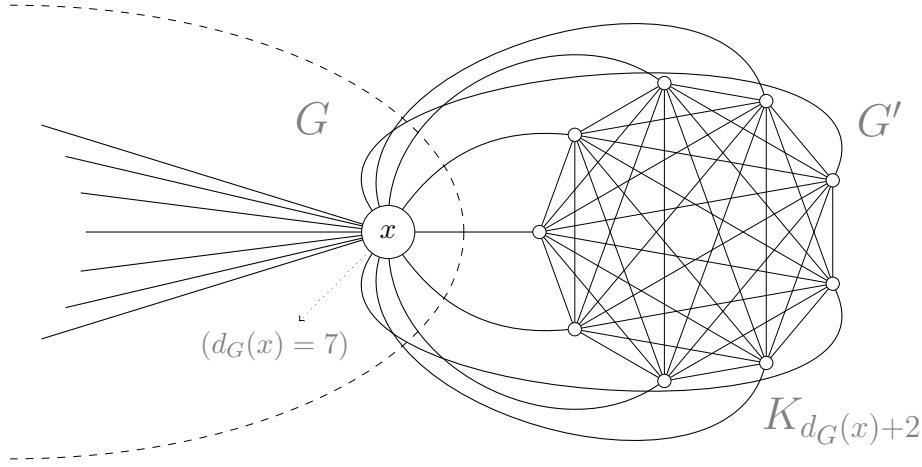


Figure 3: Making a node  $x \in V(G)$  non-DP-removable by joining it to every node of a unique copy of a large enough clique.

**Lemma 5.3.** *Suppose  $x$  is a node of  $G$ . Let  $K := K_{d_G(x)+2}$  be a clique completely disjoint from  $V(G)$ . Let  $G'$  be the disjoint union of  $G$  and  $K$  plus  $d_G(x) + 2$  edges joining  $x$  to every node of  $K$ , see Figure 3. Then any sequence of DP-removals starting with  $G'$  avoids removing  $x$  and every node of  $K$ .*

*Proof.* Proof by induction. Recall, that DP removal preserves edges induced between non-removed nodes. By induction, the neighborhood of a  $y \in V(K)$  is  $V(K) - y + x$ , which induce a clique of size  $d_G(x)$ , so any sequence of DP-removals starting with  $G'$  avoids  $y$ . The node  $x$  has  $2d_G(x) + 2$  neighbors: it contains the clique  $K$  and  $d_G(x)$  other nodes. Clearly, the maximum size matching in the complement of the neighborhood of  $x$  is at most  $d_G(x)$ , which means that a pair of nodes in  $V(K)$  are exposed (unmatched), so by Observation 5.2,  $x$  is not DP removable. The proof is now complete.  $\square$

No matter the parity of  $d_G(x)$ , in the graph  $G'$  constructed by Lemma 5.3, the degree of  $x$  becomes even. The degree of nodes in the clique  $V(K)$  in  $G'$  is  $d_G(x) + 2$ , which is odd if  $d_G(x)$  is odd. If one wants to avoid adding odd degree nodes to  $G$ , then instead of joining  $x$  to nodes of a  $K_{d(x)+2}$ , one can take  $K := K_{\max(d(u), d(v))+2}$  for a pair  $u, v$  of odd degree nodes in  $G$ , and join both  $u$  and  $v$  to every node of  $K_{u,v}$ .

We are ready to prove the main result. The upper bound on the maximum degree in the following theorem is not optimized, at the moment we only care that it is a constant.

**Theorem 5.4.** *Deciding whether it is possible to DP-remove  $k$  nodes from a graph  $G$  is NP-complete, even if  $\Delta(G) \leq 28$ .*

*Proof.* The problem is trivially contained in NP, because checking the DP-removability of one node is in P. We prove NP-hardness by a **linear** reduction from 3-SAT-3 (max 3 literals in a clause, every variable is present in max 3 clauses). We construct a graph  $G$  with  $\Delta(G) \leq 13$  such that a set of nodes can be completely removed via DP-removals



if and only if  $\varphi$  is satisfiable, where  $\varphi$  is in conjunctive normal form. By Lemma 5.3, this is sufficient to prove NP-hardness.

Let  $X = \{x_1, \dots, x_n\}$  be the set of variables of  $\varphi$ , and make them nodes of  $G$ . Let  $H_i$  be a graph which contains  $x_i$  and a copy of a  $K_8 - C_8$ , see Figure 4.

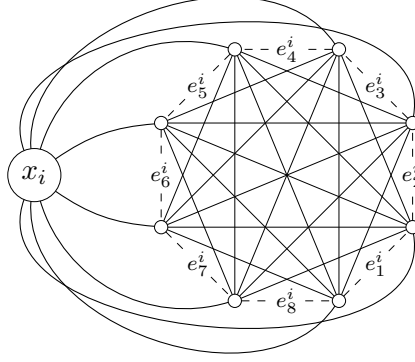


Figure 4: The variable gadget  $H_i$ . Dashed lines represent non-edges.

Let the dashed edges from Figure 4 (forming a  $C_8$ ) be  $e_1^i, e_2^i, \dots, e_8^i$  in circular order; we will call these the literal edges (these edges are not incident on the node  $x_i$ !). Let  $C = \{c_1, \dots, c_t\}$  be the set of clauses of  $\varphi$ . Let us find a function  $f$  which maps

$$\begin{aligned} \{(x_i, c_\ell) : \neg x_i \in c_\ell\} &\longrightarrow \{e_{2j-1}^i : 1 \leq i \leq n, 1 \leq j \leq 4\}, \\ \{(x_i, c_\ell) : x_i \in c_\ell\} &\longrightarrow \{e_{2j}^i : 1 \leq i \leq n, 1 \leq j \leq 4\}, \end{aligned}$$

such that for any  $1 \leq i \leq n$  and any  $1 \leq \ell < r \leq t$  the edges  $f(x_i, c_\ell)$  and  $f(x_i, c_r)$  are node-disjoint. Such an  $f$  trivially exists, because each variable  $x_i$  appears in at most 3 clauses of  $\varphi$ . For example, if  $x_i \in c_k$  and  $\neg x_i \in c_\ell, c_r$ , then  $f$  may map  $(x_i, c_k) \mapsto e_2^i$ ,  $(x_i, c_\ell) \mapsto e_5^i$ ,  $(x_i, c_r) \mapsto e_7^i$ .

In  $H_i$  there are exactly two ways to DP-remove the node  $x_i$ : if the DP-removal adds back the edges  $\{e_{2j}^i \mid j = 1, \dots, 4\}$  that shall represent that the value assigned to  $x_i$  is **false**; if the DP-removal adds back the edges  $\{e_{2j-1}^i \mid j = 1, \dots, 4\}$  that shall represent that the value assigned to  $x_i$  is **true**.

Let us define  $G$  formally first, which will be followed by an informal description. Let  $D = \{d_1, \dots, d_t\}$  be a disjoint copy of the set  $C$ . Let  $\sim$  be an equivalence relation that identifies a set of disjoint pairs of nodes of  $\uplus_{i=1}^n V(H_i)$ : for each  $1 \leq \ell \leq t$ , arrange the two or three edges in  $F(c_\ell) := \{f(x_i, c_\ell) : \neg x_i \in c_\ell \text{ or } x_i \in c_\ell\}$  into a triangle (there are exactly two ways to identify the nodes accordingly, choose arbitrarily) or a cherry (if  $F(c_\ell)$  contains two edges). Record the pairs of overlapping nodes into  $\sim$  for every  $c_\ell$ . Let

$$\begin{aligned} V(G) &:= (\uplus_{i=1}^n V(H_i) / \sim) \uplus C \uplus D \\ E(G) &:= (\uplus_{i=1}^n E(H_i) / \sim) \uplus \{c_\ell d_\ell : 1 \leq \ell \leq t\} \uplus \{c_\ell v : v \in (\cup F(c_\ell)) / \sim\} \end{aligned}$$

See Figure 5. We continue with an informal description of  $G$ . Add  $C$  to the set of nodes of  $G$ . If  $c_\ell$  is a clause with three literals, we join  $c_\ell$  to the endpoints of the at

most three edges in  $F(c_\ell)$ . However, we **identify the endpoints of these edges** so that they form a triangle or a cherry. This increases the maximum degree of  $G$  to 13. Add a dummy node  $d_\ell$  and join it to  $c_\ell$  by an edge, thus making  $d(c_\ell) = 4$ .

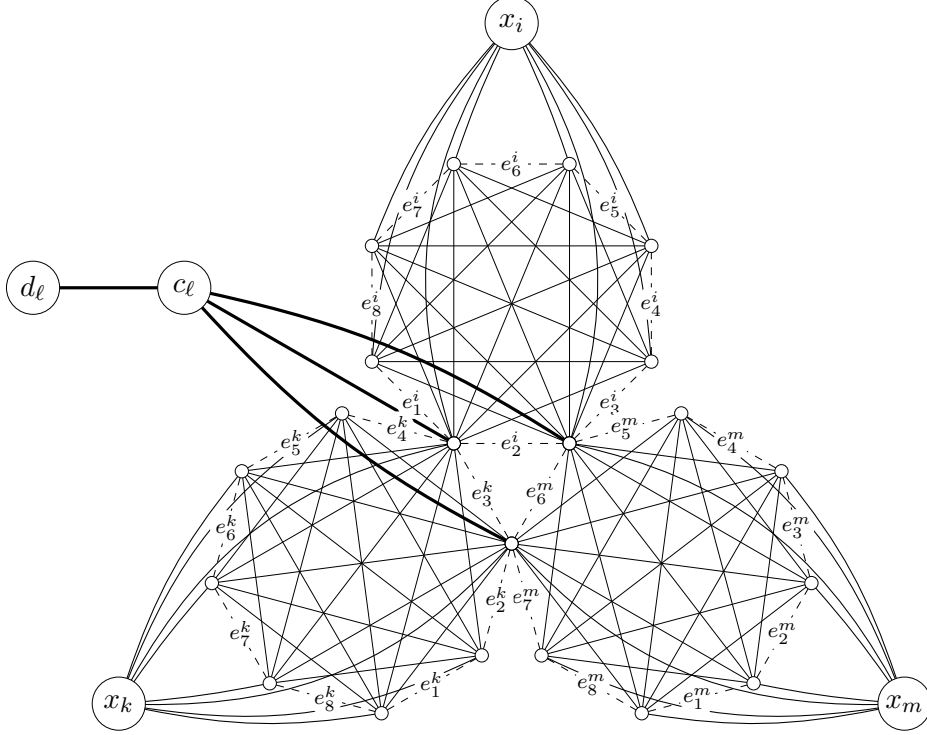


Figure 5: The clause gadget (a portion of the graph  $G$ ) associated to  $c_\ell = x_i \vee \neg x_k \vee x_m$ .

We claim that  $X \cup C$  can be entirely DP-removed from  $G$  if and only if  $\varphi$  is satisfiable. Since  $X \cup C$  is an independent set in  $G$ , the DP removal operations associated to its nodes are commutative (Observation 5.1). Suppose the variables  $X$  are already DP-removed and let us study the clause  $c_\ell$ . The degree of  $c_\ell$  in  $G'$  is even, therefore only Op. 1 may apply to it. Since  $d_\ell$  is isolated from the rest of the neighbors of  $c_\ell$ , there is a suitable matching from the non-edges of the neighborhood of  $c_\ell$  if and only if one of the edges is missing among the endpoints of the literal edges (to which  $c_\ell$  is joined); this happens precisely when at least one the literals of  $c_\ell$  is assigned **true**.

To finish the proof, we apply Lemma 5.3 to every node  $v \in V(G) \setminus (X \cup C)$ . In this way we obtain a  $G'$  where the maximum degree is at most  $13 + 15 = 28$ . Since the extra cliques are completely disjoint from each other, the DP-removability of the rest of the nodes is not changed (see Observation 5.1). By the linear size reduction from 3-SAT-3, the deciding whether  $|X| + |C|$  nodes can be DP-removed from  $G'$  is NP-complete.  $\square$

## 6 Open questions

In summary, we presented a detailed analysis of the so-called degree-preserving growth dynamics of networks, which is a special case of degree saturation, a situation fre-

quently occurring in real-world networks. We have shown that the general problem of deciding whether a graph can be built from a sequence of DPG steps starting from a small kernel graph is NP-complete and finding the smallest such kernel graph is NP-hard. This, however, is in contrast with the numerical evidence showing that most real-world networks can easily be constructed from DPG sequences, which raises the question as to what properties these networks have to share in order for this to be true? There are several other open questions that the DPG process raises, here are only a few: Can one (and how) characterize the irreducible graphs efficiently, that is, in a non-algorithmic fashion (currently we have to be checking every complement neighborhood for a maximum matching). Is there a degree sequence  $d$  with many realizations such that every realization of it is DP-reducible? Given a degree sequence  $d$ , find a realization  $G \in \mathbb{G}(d)$ , which is irreducible. Given a multiset  $D \in \mathbb{Z}^+$  and a graph  $G_0$ , under what conditions can one add  $|D|$  vertices with degrees  $D$ , via DPG steps, starting from  $G_0$ ? Given two simple graphs, is there a sequence of forward and/or backward DP steps that can take one graph into the other? What is the variation distance from the uniform distribution when generating regular graphs via regular-DPG?

## References

- [1] Aiello, W. - Chung, F. - Lu, L. A random graph model for massive graphs. *Proceedings of the thirty-second annual ACM symposium on Theory of computing*, (2000), 171-180. DOI:10.1145/335305.335326
- [2] Arman, A. - Gao, P. - Wormald, N. Fast Uniform Generation of Random Graphs with Given Degree Sequences. *IEEE 60th Annual Symposium on Foundations of Computer Science (FOCS)*, (2019), 1371-1379. DOI:10.1109/FOCS.2019.00084
- [3] Barabasi A.L. - Albert R. Emergence of scaling in random networks. *Science* **286**(5439), (1999), 509-512. DOI:0.1126/science.286.5439.509
- [4] Bollobás B.: A probabilistic proof of an asymptotic formula for the number of labelled regular graphs, *Eur. J. Combin.*, **1** (4), (1980), 311-316. DOI:10.1016/S0195-6698(80)80030-8
- [5] Bondy, J. A. - Chvátal, V.: A method in graph theory. *Discrete Mathematics* **15** (2), (1976), 111-135. DOI:10.1016/0012-365X(76)90078-9
- [6] Bourassa V. - Holt F.: SWAN: Small-world wide area networks. In *Proc. International Conference on Advances in Infrastructure*, L'Aquila, Italy (SSGRR 2003w), paper # 64 (2003)
- [7] Chung F. - Lu L. The average distances in random graphs with given expected degrees. *Proc. Natl. Acad. Sci. USA* **99**(25) (2002), 15879-15882. DOI:10.1073/pnas.252631999
- [8] Cooper, C.- Dyer, M. - Greenhill, C.: Sampling Regular Graphs and a Peer-to-Peer Network, *Combinatorics, Probability and Computing* **16** (4) (2007), 557-593. DOI:10.1017/S0963548306007978
- [9] Edmonds J.: Paths, trees, and flowers, *Canad. J. Math.* **17** (1965), 449-467. DOI:10.4153/CJM-1965-045-4
- [10] Erdős P.L. - Greenhill C. - Mezei T.R. - Miklós I. - Soltész D. - Soukup L.: The mixing time of switch Markov chains: a unified approach, to appear in *European J. Combinatorics* (2021), pp. 57.
- [11] Gao, P. - Greenhill, C.: Mixing time of the switch Markov chain and stable degree sequences, *Discrete Applied Mathematics* **291** (2021), 143-162. DOI:10.1016/j.dam.2020.12.004

- [12] Gao, P. - Wormald N.: Enumeration of graphs with a heavy-tailed degree sequence, *Advances in Mathematics* **287** (2016), 412–450. DOI:10.1016/j.aim.2015.09.002
- [13] Holt F.B. - Bourassa V. - Bosnjakovic A.M. - Popovic J.: SWAN: Highly reliable and efficient networks of true peers. In *Handbook on Theoretical and Algorithmic Aspects of Sensor, Ad Hoc Wireless, and Peer-to-Peer Networks* (J. Wu, ed.), CRC Press, Boca Raton, Florida, (2005), 799–824.
- [14] Hu J. - Macdonald A. H. - McKay, B.D.: Correlations in two-dimensional vortex liquids. *Phys. Rev. B* **49** (1994), 15263–15270. DOI:10.1103/physrevb.49.15263
- [15] Jerrum, M. - Sinclair, A.: Fast uniform generation of regular graphs, *Theoretical Computer Science* **73** (1) (1990), 91–100. DOI:10.1016/0304-3975(90)90164-D
- [16] Jerrum, M. - Sinclair, A. - Vigoda, E.: A polynomial-time approximation algorithm for the permanent of a matrix with nonnegative entries, *Journal of the ACM* **51** (4) (2004), 671–697. DOI:10.1145/1008731.1008738
- [17] Kharel S. - Mezei T.R. - Chung S. - Erdős P.L. - Toroczkai Z.: Degree-preserving network growth, in press, *Nature Physics* (2021), pp. DOI:10.1038/s41567-021-01417-7
- [18] Molloy M. - Reed B.: A critical point for random graphs with a given degree sequence, *Random Structures & Algorithms*, **6** (2-3), (1995), 161–179. DOI:10.1002/rsa.3240060204
- [19] Pósa, L.: A theorem concerning Hamilton lines. *Magyar Tud. Akad. Mat. Kutató Int. Közl.* **7** (1962), 225–226.
- [20] Štefankovič, D. - Vigoda, E. - Wilmes, J.: On Counting Perfect Matchings in General Graphs, *LATIN 2018: Theoretical Informatics*, **LNCS 10807** (2018), 873–885. DOI:10.1007/978-3-319-77404-6.63
- [21] Vizing V.G.: On an estimate of the chromatic class of a  $p$ -graph. *Diskret. Analiz.* **3**(1964), 25–30.
- [22] Watts, D. J. - Strogatz, S. H. Collective dynamics of ‘small-world’ networks. *Nature* **393** (6684) (1998), 440–442. DOI:10.1038/30918.

## Appendix

*Irreducibility of Example 2.3.* Let  $V = \{v_1, \dots, v_{4k}\}$  be a set of nodes ( $k \geq 3$ , subscripts are taken from  $\mathbb{Z}/4k\mathbb{Z}$ ). Let the 4-regular graph  $G_k$  be as follows: For all  $i = 1, \dots, k$ , let

$$G[v_{4i-3}, v_{4i-2}, v_{4i-1}, v_{4i}] \simeq K_4, \quad \text{and} \quad v_{4i-1}v_{4i+1}, v_{4i}v_{4i+2} \in E(G).$$

Since  $G$  is vertex-transitive, it is sufficient to show that  $v_5$  cannot be DP-removed.

$$\Gamma_G(v_5) = \{v_3, v_6, v_7, v_8\} \quad \text{and} \quad G[\Gamma_G(v_5)] \simeq K_3 + \text{isolated node.} \quad \square$$

The following two statements fully describe the decomposable networks of max degree at most four.

**Lemma 6.1.** *If  $\Delta(G) \leq 3$ , then  $G$  can be DP-reduced into  $K_3$ ’s,  $K_4$ ’s, and maybe a triangle with a dangling stub and at most two other pendant edges. It is possible to achieve this without increasing the number of components of  $G$ .*  $\square$

*Proof.* If it is not possible to perform any of the inverse operations on a node  $v$ , then either  $v$  is in a  $K_4$  component of  $G$ , or  $v$  is a first or second neighbor of the stub node  $s$ .

A node  $v$  of degree 2 can always be DP-removed except if  $v$  is in a  $K_3$  subgraph. A node  $v(\neq s)$  of degree 1 can always be removed except if  $v$  is the first or second neighbor of  $s$ .

If the DP-removal of any node  $v$  of degree 3 increases the number of components, then  $G[\Gamma_G(v)]$  has zero edges, moreover,  $G - v$  has exactly two more components than  $G$ . It is easy to see that there is a next inverse DP-step which decreases the number of components by one.

If  $vs$  is the stub edge and  $v$  cannot be removed via InvOp. 2, then  $d(v) = 3$  and the second neighbors of  $s$  are joined by an edge. If the graph is not decomposable, then every  $x \in \Gamma_G(\Gamma_G(\Gamma_G(s)))$  must have degree 1.  $\square$

**Lemma 6.2.** *4-regular indecomposable graphs have the following structure: Take any number of node-disjoint copies of  $K_5$ ,  $K_5 - e$ ,  $K_4$ . Then, to make the degree of every node equal to 4, match every node of degree 3 to another node of degree 3 in a different component, and add the edges corresponding to this matching to the graph.*  $\square$

*Sketch of the proof.* It is easy to confirm that if a graph is constructed as described in the claim of Lemma 6.2, then it is irreducible, since there is an induced  $K_3$  in the neighborhood of every node.

Let  $G$  be a 4-regular indecomposable graph. For any  $v \in V(G)$ , one of the following must hold: **(A)**  $G[\Gamma_G(v)] \simeq K_4$ ; **(B)**  $G[\Gamma_G(v)] \simeq K_4 - e$ ; **(C)**  $G[\Gamma_G(v)] \simeq K_3 + \text{an isolated node}$ .

If  $G[\Gamma_G(v)]$  does not contain a triangle, then  $v$  can be DP-removed. If there are non-edges induced in  $G[\Gamma_G(v)]$ , then those must intersect at some node  $w$ , otherwise  $v$  can be DP-removed. However, if  $w$  only has one neighbor in  $\Gamma_G(v)$ , say  $u$ , then  $\Gamma_G(w) = \{u, v, s, t\}$ , where  $s, t \notin \Gamma_G(v)$ . Clearly,  $w$  can be DP-removed, since all 4 neighbors of  $u$  and  $v$  are already accounted for, and  $s, t$  are not amongst them.

Let us say that two arbitrary nodes  $u$  and  $v$  are in  $\sim$  relationship if  $u$  is a node of a  $K_3$  in  $G[\Gamma_G(v)]$ . It is easy to see that  $\sim$  is symmetric. Also, if  $u \sim v \sim w$ , then  $u, w \in \Gamma_G(v)$  and a short case analysis shows that  $u \sim w$  in this case. Therefore,  $\sim$  is an equivalence relation. Each equivalence class induces exactly one of the three components listed in the statement of the lemma, because we already know what the neighborhoods look like. Since the edges joining nodes from two distinct equivalence classes must join degree 3 nodes, these form a matching.  $\square$