

Subgraph Permutation Equivariant Networks

Joshua Mitton¹ Roderick Murray-Smith¹

Abstract

In this work we develop a new method, named Sub-graph Permutation Equivariant Networks (SPEN), which provides a framework for building graph neural networks that operate on sub-graphs, while using permutation equivariant update functions that are also equivariant to a novel choice of automorphism groups. Message passing neural networks have been shown to be limited in their expressive power and recent approaches to overcome this either lack scalability or require structural information to be encoded into the feature space. The general framework presented here overcomes the scalability issues associated with global permutation equivariance by operating on sub-graphs. In addition, through operating on sub-graphs the expressive power of higher-dimensional global permutation equivariant networks is improved; this is due to the fact that two non-distinguishable graphs often contain distinguishable sub-graphs. Furthermore, the proposed framework only requires a choice of k -hops for creating ego-network sub-graphs and a choice of representation space to be used for each layer, which makes the method easily applicable across a range of graph based domains. We experimentally validate the method on a range of graph benchmark classification tasks, demonstrating either state-of-the-art results or very competitive results on all benchmarks. Further, we demonstrate that the use of local update functions offers a significant improvement in GPU memory over global methods.

1. Introduction

Machine learning on graphs has received much interest in recent years with many graph neural network (GNN) architectures being proposed. One such method, which is widely

used, is the general framework of message passing neural networks (MPNN). These provide both a useful inductive bias and scalability across a range of domains (Gilmer et al., 2017).

However, Xu et al. (2019); Morris et al. (2019b) showed that models based on a message passing framework with permutation invariant aggregation functions have expressive power at most that of the Weisfeiler-Lehman (WL) graph isomorphism test (Weisfeiler & Leman, 1968). Therefore, there exist many non-isomorphic graphs that a model of this form cannot distinguish between. Figure 1 provides an example of two non-isomorphic graphs which to a message passing update function are indistinguishable.

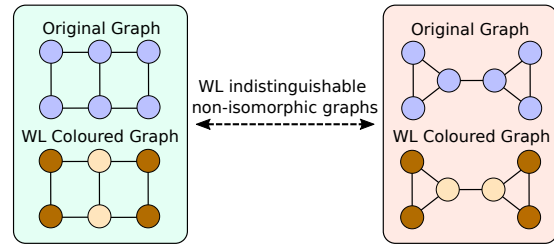


Figure 1. The initial graph on the left is non-isomorphic to the graph on the right. Despite this the WL graph isomorphism test cannot distinguish between the two graphs.

This presents a natural question of **is it possible to design a GNN that improves the expressive power of MPNNs?** Many methods have been proposed to address this question, but most often an increase in expressivity must be traded off against scalability. We present the background into existing methods which attempt to tackle this question in Section 2.

Our approach. We design a framework to create provably more expressive and scalable graph networks. We achieve this through incorporating symmetry structures in graphs, by considering a graph equivariant update function which operates over sub-graphs. Our framework, dubbed Subgraph Permutation Equivariant Networks (SPEN), is developed from the observation that operating on sub-graphs both improves the scalability and expressive power of higher-dimensional GNNs, whilst unlocking a natural choice of automorphism groups which further increases the expressive power of the network. Our framework consists of:

¹School of Computing Science, University of Glasgow, Glasgow, UK. Correspondence to: Joshua Mitton <j.mitton.1@research.gla.ac.uk>.

1. encoding the graph as a bag of bags of sub-graphs,
2. utilising a k -order permutation equivariant base encoder, and
3. constraining the linear map to be equivariant to the automorphism groups of the bags of sub-graphs.

Sub-graphs each have a symmetry group and our framework captures this in two ways. Each sub-graph has a permutation symmetry, which is induced by a permutation of the nodes in the graph. In addition, there is a symmetry across sub-graphs whereby sub-graphs are associated to an automorphism group. We therefore construct a neural network comprising of layers that are equivariant to both permutations of nodes and the automorphism groups of sub-graphs. We achieve this by utilising a permutation equivariant base encoder with feature space constrained by the direct sum of different order permutation representations. Further, we constrain the linear map comprising each layer to be equivariant to the automorphism groups of the bags of sub-graphs. This necessitates that sub-graphs belonging to different automorphism groups are processed by a kernel with different weights, while for sub-graphs belonging to the same automorphism group the kernel shares weights. This leads to us creating a sub-graph extraction policy which generates a bag of bags of sub-graphs, where each bag of sub-graphs corresponds to a different sub-graph automorphism group.

Main contributions

1. A general framework for learning on graphs through utilising bags of sub-graphs.
2. A novel choice of automorphism groups with which to constrain the linear map to be equivariant to.
3. A more scalable framework for utilising higher-dimensional permutation equivariant GNNs.
4. A more expressive model than higher-dimensional permutation equivariant GNNs and sub-graph MPNNs.
5. A comprehensive theoretical analysis of the proposed framework in terms of both the expressive power and scalability.
6. An experimental evaluation of the proposed framework under certain parameter choices, demonstrating noticeable improvements on both real and synthetic data.

2. Background

More expressive graph neural networks (GNNs) exist which can be grouped into three different groups: (1) those which design higher-dimensional GNNs, (2) those which use positional encodings through pre-coloring nodes, and (3) those which use sub-graphs/local equivariance. Several architectures have been proposed of the type (1) which design a

high-order GNN equivalent to the hierarchy of k -WL tests (Maron et al., 2018; 2019; Morris et al., 2019b;a; Keriven & Peyré, 2019; Azizian & Lelarge, 2021). Despite being equivalent to the k -WL test, and hence having provably strong expressivity; these models lose the advantage of locality and linear complexity. As such, the scalability of such models poses an issue for their practical use, with Maron et al. (2018) showing that the basis space for permutation equivariant models of order k is equal to the $2k^{th}$ Bell number, which results in a basis space of size 2 for order-1 tensors, 15 for order-2 tensors, 203 for order-3 tensors, and 4140 for order-4 tensors, demonstrating the practical challenge of using higher-dimensional GNNs. Several architectures have also been proposed of type (2) where authors seek to introduce a pre-coloring or positional encoding that is permutation invariant. These comprise of pre-coloring nodes based on pre-defined substructures (Bouritsas et al., 2020) or lifting graphs into simplicial- (Bodnar et al., 2021b) or cell complexes (Bodnar et al., 2021a). These methods require a pre-computation stage, which in the worst-case finding substructures of size k in a graph of n nodes is $\mathcal{O}(n^k)$. Finally sub-graphs/local equivariance of type (3) have been considered to find more expressive GNNs. Local graph equivariance requires a (linear) map that satisfies an automorphism equivariance constraint. This is due to the nature of graphs having different local symmetries on different nodes/edges. This has been considered by de Haan et al. (2020) though imposing an isomorphism/automorphism constraint on edge neighbourhoods and by Thiede et al. (2021) by selecting specific automorphism groups and lifting the graph to these. Although the choice of automorphism group chosen by de Haan et al. (2020) leads to little weight sharing and requires the automorphism constraint to be parameterized, while that proposed by Thiede et al. (2021) does not guarantee to capture the entire graph and requires a hard-coded choice of automorphism group. Operating on sub-graphs has been considered as a means to improve GNNs by dropping nodes (Papp et al., 2021), dropping edges (Rong et al., 2019), utilising sub-graphs of size k (Cotta et al., 2021), utilising ego-network graphs (Zhao et al., 2021), and considering the symmetry of a bag of sub-graphs (Bevilacqua et al., 2021).

3. Subgraph Permutation Equivariant Networks (SPEN)

In this section, we introduce the SPEN framework. It consists of (1) Subgraph selection, (2) Natural permutation equivariant graph neural network.

3.1. Definitions

In this work we consider graphs as concrete graphs and utilise sub-concrete graphs in our framework. The sub-

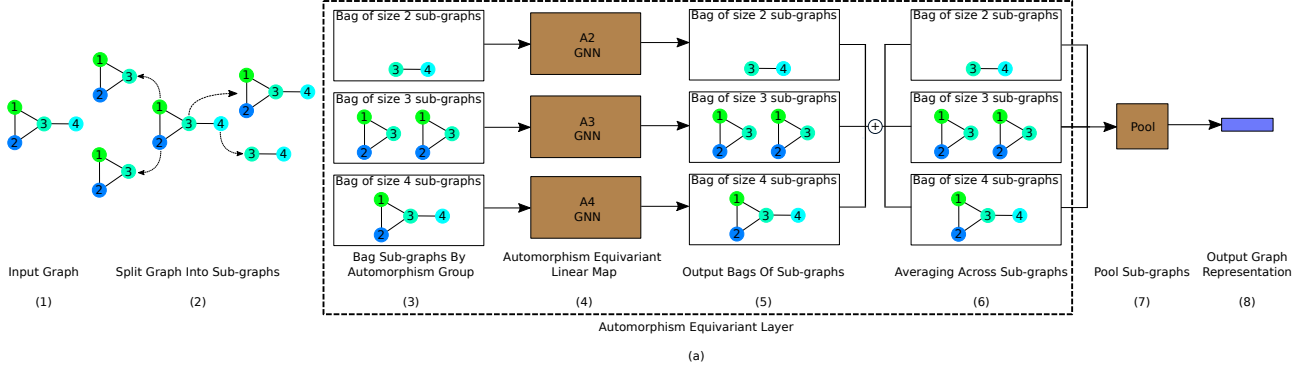


Figure 2. (1-2) The first component of our SPEN model comprises of splitting the graph into sub-graphs. For this we use a k -ego network policy extracting a sub-graph for each node in the input graph. (3) Secondly, we place sub-graphs into bags, where each bag holds sub-graphs of a specific size. The extracted sub-graphs are used as fully-connected graphs with zero features for non-edges; this results in each bag of sub-graphs representing an automorphism group. (4) We then process the bags of sub-graphs with an automorphism equivariant linear map. This comprises of multiple separate GNNs, with a different network processing each automorphism group. (5) The resulting output is again a bag of bags of sub-graphs. (6) The sub-graphs are averaged across the bags to allow information flow between sub-graphs. (7-8) At the end of the model we pool the bags of sub-graphs to produce an output graph representation. (a) In practise the overall model comprises of many automorphism equivariant layers mapping between different order permutation representation spaces. The final layer maps to an order-0 permutation representation space, i.e. a graph level representation space, which can be pooled to the output graph representation.

graphs are extracted as k -ego network sub-graphs. Further, we use a base GNN model that is equivariant to permutations of nodes in the sub-graphs. We also place an automorphism constraint over the linear map that processes bags of sub-graphs. Further definitions are provided in Appendix A.1, with the key definitions required to understand our framework presented here.

Definition 3.1. A *Concrete Graph* G is a finite set of nodes $\mathcal{V}(G) \subset \mathbb{N}$ and a set of edges $\mathcal{E}(G) \subset \mathcal{V}(G) \times \mathcal{V}(G)$.

The set of node ids may be non-contiguous and we make use of this here as we extract overlapping sub-graphs and perform the graph update function on this bag of sub-graphs. The natural numbers of the nodes are essential for representing the graphs in a computer, but hold no actual information about the underlying graph. Therefore, the same underlying graph can be given in many forms by a permutation of the ordering of the natural numbers of the nodes. Throughout the paper we refer to concrete graphs as graphs to minimise notation.

Definition 3.2. In tensor format the values of G are encoded in a tensor $\mathbf{A} \in \mathbb{R}^{|\mathcal{V}(G)| \times |\mathcal{V}(G)| \times d}$.

The node features are encoded along the diagonal and edge features encoded in off-diagonal positions.

Definition 3.3. A *sub-Concrete Graph* H is created by taking a node $i \in \mathcal{V}(G)$, and extracting the nodes $j \in \mathcal{V}(G)$ and edges $(i, j) \subset \mathcal{V}(G) \times \mathcal{V}(G)$, according to some sub-graph selection policy.

In this work we consider the sub-graph selection policy as a

k -ego-network policy. For brevity we refer to sub-concrete graphs as sub-graphs throughout the paper.

Definition 3.4. A *k -Ego Network* of a node is its k -hop neighbourhood with induced connectivity.

Definition 3.5. A *Graph isomorphism*, $\phi : G \rightarrow G'$ is a bijection between the vertex sets of two graphs G and G' , such that two vertices u and v are adjacent in G if and only if $\phi(u)$ and $\phi(v)$ are adjacent in G' . This mapping is edge preserving, i.e. satisfies for all $(i, j) \in \mathcal{V}(G) \times \mathcal{V}(G)$:

$$(i, j) \in \mathcal{E}(G) \iff (\phi(i), \phi(j)) \in \mathcal{E}(G').$$

An isomorphism from the graph to itself is known as an automorphism.

Definition 3.6. A *group representation* ρ of the group G is a homomorphism $\rho : G \rightarrow \text{GL}(V)$ of G to the group of automorphisms of V (Fulton & Harris, 2013). A group representation associates to each $g \in G$ an invertible matrix $\rho(g) \in \mathbb{R}^{n \times n}$. This can be understood as specifying how the group acts as a transformation on the input.

Definition 3.7. A *feature space* is a vector space V with a group representation ρ acting on it. The choice of group representations on the input and output vector spaces of a linear map constrains the possible forms the linear map can take.

Definition 3.8. A *tensor representation* can be built up from some base group representations $\rho(g)$ through the tensor operations dual ($*$), direct sum (\oplus), and tensor product (\otimes). This allows for tensor representations to be constructed that are of increasing size and complexity.

Definition 3.9. A *kernel constraint* is taken to mean a restriction of the space a kernel or linear map can take between two vector spaces. The symmetric subspace of the representation is the space of solutions to the constraint $\forall g \in G : \rho(g)v = v$, which provides the space of permissible kernels.

In this paper we are interested in the symmetries of the symmetric group S_n . This constraint can be solved for different order tensor representations (Maron et al., 2018; Finzi et al., 2021). We present the space of linear layers mapping from k -order representations to k' -order representations in Figure 3.

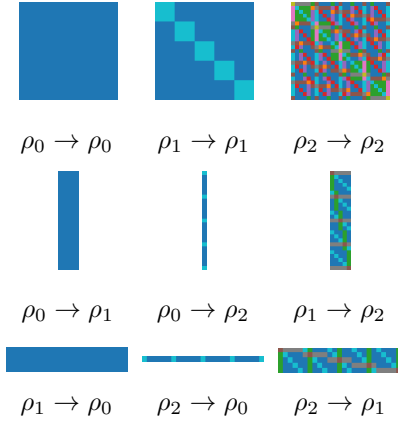


Figure 3. Bases for mappings to and from different order permutation representations, where ρ_k is a k -order representation. Each color in a basis indicates a different parameter. $\rho_0 \rightarrow \rho_0$ is a mapping from a 0-order representation to a 0-order representation, i.e. a graph level label to graph level label, and has 1 learnable parameter. $\rho_1 \rightarrow \rho_1$ is a mapping from a 1-order representation to a 1-order representation, i.e. a node level label to node level label, and has 2 learnable parameters, one mapping node features to themselves and the other mapping node features to other nodes. Further, there are mappings between different order representation spaces and higher order representation spaces.

3.2. Sub-graph Selection Policy

Sub-graphs can be extracted from a graph in a number of ways, by removing nodes, by removing edges, extracting connectivity graphs at nodes, or extracting connectivity graphs at edges to name a few. In this work we focus on k -ego network sub-graphs. These are sub-graphs extracted by considering the k -hop connectivity of the graph at a selected node and extracting the induced connectivity. The sub-graph selection policy of k -ego networks therefore extracts a sub-graph for each node in the original graph.

In this work we process graphs as bags of sub-graphs. In general the size of the sub-graphs, m , extracted for a graph are not all of the same size, and thus m varies from sub-

graph to sub-graph. We therefore go further than representing each graph as a bag of sub-graphs and represent each graph as a bag of bags of sub-graphs, where each bag of sub-graphs hold sub-graphs of the same size m . The graph is therefore represented as the bag of bags of sub-graphs $S_G = \{\{\{H_1^i, \dots, H_a^i\}, \dots, \{H_1^k, \dots, H_c^k\}\}\}$, for sub-graphs H , with bags of sub-graphs which are each of size a, \dots, c containing sub-graphs of sizes i, \dots, k respectively.

3.3. Natural Permutation Equivariant Graph Network Architecture

The input data represented as a bag of bags of sub-graphs has a symmetry group of both the individual sub-graphs and of the bags of sub-graphs. We construct a graph neural network that is equivariant to this symmetry. This can be broken down into three parts: (1) the sub-graphs, (2) the bag of bags of sub-graphs, and (3) the bags of sub-graphs.

3.3.1. SUB-GRAPHS

Each sub-graph has a symmetry group that is given by permutation of the order of nodes in the graph. This group is denoted S_n for a graph of n nodes. The group S_n acts on the graph via $(\sigma \cdot A)_{ij} = A_{\sigma^{-1}(i)\sigma^{-1}(j)}$. Sub-graphs, H , therefore have a symmetry group $S_m \leq S_n$ and we are interested in constructing graph neural network layers equivariant to this symmetry group. The graph is an order-2 tensor and the action of the permutation group can be generalised to differing order tensors. For example, the set of nodes in a graph is an order-1 tensor. For the case of a linear mapping from order-2 permutation representations to order-2 permutation representations, the basis space was shown to comprise of 15 elements by Maron et al. (2018). Similarly, the constraint imposed by equivariance to the group of permutations can be solved for different order representation spaces and we provide an example of all mappings between representation spaces from order 0-2 in Figure 3. We are not restricted to selecting a single input-output order permutation representation space and can construct permutation equivariant linear maps between multiple representations separately through the direct sum \oplus . For example the direct sum of order 1 and 2 representations is given by $\rho_1 \oplus \rho_2$.

Due to the construction of a sub-graph the sub-graphs inherit node ids from the original graph. Therefore, a permutation of the order of the nodes in the original graph corresponds to an equivalent permutation of the ordering of the nodes in the sub-graphs. In addition, as the permutation action on the graph does not change the underlying connectivity, the sub-graphs exacted are individually unchanged up-to some isomorphism. Therefore, a permutation of the graph only permutes the ordering at which the sub-graphs are extracted.

3.3.2. THE BAG OF BAGS OF SUB-GRAPHS

We have defined the group action on sub-graphs as that of the group S_m and associated to the feature space of a sub-graph a vector space constrained by the representation ρ_m . Given that graphs do not in general have the same connectivity for each node the sub-graphs extracted differ in size. Therefore, we have different feature spaces for different sub-graph sizes, i.e. $\rho_m^i(H^i) \neq \rho_m^j(H^j)$. A linear layer acting on sub-graphs can therefore operate differently on different sub-graphs. A linear layer mapping from feature space ρ_m to feature space ρ'_m can thus have for each sub-graph H a (linear) map $K_H : \rho_m(H) \rightarrow \rho'_m(H)$. However, given two isomorphic sub-graphs H and H' are the same graph up-to some bijective mapping, we want K_H and $K_{H'}$ to process the feature spaces in an equivalent manner. This condition is called naturality (de Haan et al., 2020) and states that a linear map $K_H : \rho_m(H) \rightarrow \rho'_m(H)$ for every sub-graph isomorphism $\phi : H \rightarrow H'$ must satisfy the following condition:

$$\rho'(\phi) \circ K_H = K_{H'} \circ \rho(\phi). \quad (1)$$

This constraint (Equation 1) says that if we first transition from the input feature space $\rho(H)$ to the equivalent input feature space $\rho'(H)$ via an isomorphism transformation $\rho(\phi)$ and then apply $K_{H'}$ we get the same thing as first applying K_H and then transitioning from the output feature space $\rho'(H)$ to $\rho'(H')$ via the isomorphism transformation $\rho'(\phi)$. Since $\rho(\phi)$ is invertible, if we choose K_H for some H then we have determined $K_{H'}$ for any isomorphic H' by $K_{H'} = \rho'(\phi) \circ K_H \circ \rho(\phi)^{-1}$. For any automorphism $\phi : H \rightarrow H$, we get an equivariance constraint $\rho'(\phi) \circ K_H = K_H \circ \rho(\phi)$. Thus, a layer in the model must have for each isomorphism class a map K_H that is equivariant to automorphisms. Our sub-graph selection policy extracts a bag of bags of sub-graphs, $S_G = \{\{\{S_1^i, \dots, S_a^i\}, \dots, \{S_1^k, \dots, S_c^k\}\}\}$, with bags of sub-graphs containing sub-graphs of the same size. Therefore, each bag of sub-graphs forms an isomorphism class and we are required to have a map K_H for each bag of sub-graphs. We therefore have a choice of automorphism group with which to constrain the linear map to be equivariant to provided by our sub-graph selection policy.

3.3.3. BAGS OF SUB-GRAPHS

The order of sub-graphs in each bag of sub-graphs is arbitrary and changes if the input graph is permuted. It would therefore be undesirable for the output prediction to be dependent upon this arbitrary ordering. This is overcome in the choice of aggregation function used to share information between sub-graphs. At the end of a linear layer in our model each node and edge in the graph can be represented multiple times, i.e. it occurs in multiple sub-graphs. We

therefore average these features across sub-graphs and in doing this ensure the output is invariant to the ordering of sub-graphs in each bag.

3.4. Related Work

We have largely discussed the related methods to our work in Section 2. Despite this, we provide a more extensive explanation of some other methods in Appendix A.3 and demonstrate how some of these methods can be implemented within our framework in Appendix A.4.

4. Analysis of Expressivity and Scalability

In this section we study both the expressive power of our architecture by its ability to provably separate non-isomorphic graphs and the scalability by its ability to process larger graphs than its predecessor.

4.1. WL Test and Expressive Power

The Weisfeiler-Lehman (WL) test (Weisfeiler & Leman, 1968) is a graph isomorphism test commonly used as a measure of expressivity in GNNs. This is due to the similarity between the iterative color refinement of the WL test and the message passing layers of a GNN. The WL test is a necessary but insufficient condition, which is not able to distinguish between all non-isomorphic graphs. The WL test was extended to the k -WL test, which provides increasingly more powerful tests that operate on k -tuples of nodes.

WL analogue for sub-graphs. One component of our model is the idea of operating on sub-graphs rather than the entire graph, more specifically our architecture operates on ego-network sub-graphs. We therefore seek to formalise our intuition that operating on sub-graphs will improve the expressive power of the base model. We present a color-refinement variant of the WL isomorphism test that operates on a bag of sub-graphs.

Definition 4.1. The sub-graph-WL test utilises a color refinement of $c_{v,S}^{t+1} = \text{HASH}(c_{v,S}^t, \mathcal{N}_{v,S}^t, C_v^t)$ where $\text{HASH}(\cdot)$ is an injective function, $\mathcal{N}_{v,S}^t$ is the node neighbourhood of v within the ego-network sub-graph S , and C_v^t is the multiset of v 's colors across sub-graphs.

Theorem 4.2. *Sub-graph-WL is strictly more powerful than 1&2-WL.*

In Appendix A.2 we prove Theorem 4.2. This yields the result that even for a simple 1-WL expressive function in the GNN, such as message passing, the model is immediately more expressive than 1&2-WL.

Comparing SPEN to the WL test. We have already shown that when considering a graph update function that operates on a bag of k -ego network sub-graphs, even if the update

function itself has limited expressivity, it is more expressive than 1&2-WL. SPEN utilises a natural permutation equivariant update function through operating on a bag of bags of sub-graphs. The naturality constraint of our model states that each automorphism group of sub-graphs should be processed by a different (linear) map. In addition, we utilise higher-dimensional GNNs. Both of these choices are expected to increase the expressive power of our model.

Proposition 4.3. *For two non-isomorphic graphs G^1 and G^2 sub-graph-WL can successfully distinguish them if (1) they can be distinguished as non-isomorphic from the multisets of sub-graphs and (2) $\text{HASH}(\cdot)$ is discriminative enough that $\text{HASH}(c_{v,S^1}^t, \mathcal{N}_{v,S^1}^t, C_v^t) \neq \text{HASH}(c_{v,S^2}^t, \mathcal{N}_{v,S^2}^t, C_v^t)$.*

This implies that despite the sub-graph policy increasing the expressive power of the model, it is still limited by the ability of the equivalent to the $\text{HASH}(\cdot)$ function’s ability to discriminate between the bags of sub-graphs. The naturality constraint of our model processing each automorphism group with a different higher-dimensional GNN is therefore expected to increase the expressive power of our model over sub-graph methods utilising a MPNN.

Theorem 4.4. *SPEN is strictly more powerful than sub-graph MPNN.*

We empirically prove Theorem 4.4 similarly to Bouritsas et al. (2020); de Haan et al. (2020). We use a neural network with random weights on a graph and compute a graph embedding. We say the neural network finds two graphs to be different if the graph embeddings differ by an ℓ_2 norm of more than $\epsilon = 10^{-3}$ of the mean ℓ_2 norms of the embeddings of the graphs in the set. The network is said to be most expressive if it only finds non-isomorphic graphs to be different. We test this by considering a set of 100 random non-isomorphic non-regular graphs, a set of 100 non-isomorphic graphs, a set of 15 non-isomorphic strongly regular graphs,¹ and a set of 100 isomorphic graphs. Table 1 shows that a simple invariant message passing (GCN) as well as a simple invariant message passing model operating on sub-graphs (SGCN) are unable to distinguish between regular and strongly regular graphs. Further, it is shown that PPGN (Maron et al., 2019) can distinguish regular graphs but not strongly regular graphs, although a variant of PPGN that uses high order tensors should also be able to distinguish strongly regular graphs. On the other hand, our SPEN model is able to distinguish strongly regular graphs. Therefore, our model is able to distinguish non-isomorphic graphs that a sub-graph MPNN cannot and is strictly more powerful.

¹See <http://users.cecs.anu.edu.au/~bdm/data/graphs.html>.

Table 1. Rate of pairs of graphs in the set of graphs found to be dissimilar in expressiveness experiment. An ideal method only find isomorphic graphs dissimilar. A score of 1 implies the model can find all graphs dissimilar, while 0 implies the model finds no graphs dissimilar.

MODEL	RANDOM	REGULAR	STR. REGULAR	ISOM.
GCN	1	0	0	0
SGCN	1	0	0	0
PPGN	1	0.97	0	0
SPEN	1	0.98	0.97	0

4.2. Scalability

Global permutation equivariant models of the form found by Maron et al. (2018) operate over the entire graph. They therefore scale with $\mathcal{O}(n^2)$, for graphs with n nodes. Our method operates on k -ego network sub-graphs where a sub-graph is produced for each node in the original graph. Our method therefore scales with $\mathcal{O}(nm^2)$, where m is the number of nodes in the k -ego network sub-graph. It is therefore clear that if $n = m$, theoretically, our method scales more poorly than global permutation equivariant models, although this would imply the graph is fully-connected and every sub-graph is identical. In this situation extracting sub-graphs is irrelevant and only 1 sub-graph is required (the entire graph) and hence if $n = m$ our method scales with that of global permutation equivariant models. The more interesting situation, which forms the majority of graphs, is when $n \neq m$. When $m \ll n$ our method scales more closely with methods that scale linearly with the size of the graph and it is for this type of data that our method offers a significant improvement in scalability over global permutation equivariant models.

We empirically show how SPEN and global permutation equivariant methods scale depending on the size of n and m by analysing the GPU memory usage of both models across a range of random regular graphs. We utilise random regular graphs for the scalability test as it allows for precise control over the size of the overall graph and sub-graphs. We compare the GPU memory usage of both models across a range of graph sizes with a sub-graph size of $m = 3, 6$, and 9 . Through analysing the graphs in the TUDataset, which we make use of when experimenting on graph benchmarks, we note that the average sub-graph sizes range between 3 and 10 (see Table 3), justifying the choice of sub-graphs in the scalability tests. Figure 4 shows that the Global Permutation Equivariant Network (GPEN) cannot scale beyond graphs with 500 nodes. On the other hand, our method (SPEN) scales to larger graphs of over an order of magnitude larger. In the situation where $m = 3$ GPEN can process graphs of size up to 500 nodes, while our SPEN can process graphs of size up to 10,000 nodes using less GPU memory.

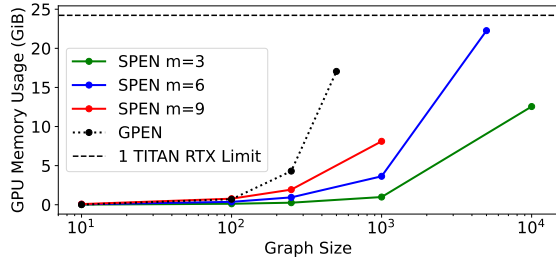


Figure 4. Computational cost of global permutation equivariant model (GPEN) and our (SPEN) model with a very similar number of model parameters for varying average size graphs. For this test we constructed random regular graphs of varying size using the NetworkX package (Hagberg et al., 2008). For SPEN sub-graphs were constructed using a 1-hop ego network policy. As is demonstrated by the log-axis, SPEN can process graphs an order of magnitude larger than global methods.

5. Experiments

5.1. Graph Benchmarks

We perform experiments with our method to back up the theoretical analysis and answer three main questions: (1) Does our method outperform the the base graph neural network used in terms of validation accuracy? (2) Does our approach achieve better performance on real graph benchmarks than current state-of-the-art methods in terms of validation accuracy? (3) Does the method scale better than the base graph neural network used in real benchmark tasks?

Datasets. We tested our method on a series of 7 different real-world graph classification problems from the TU-Datasets benchmark of (Yanardag & Vishwanathan, 2015). Five of these datasets originate from bioinformatics, while the other two come from social networks. It is noteworthy to point out some interesting features of each dataset. We note that both MUTAG and PTC are very small datasets, with MUTAG only having 18 graphs in the test set when using a 10% testing split. Further, the Proteins dataset has the largest graphs with an average number of nodes in each graph of 39. Also, NCI1 and NCI109 are the largest datasets having over 4000 graphs each, which one would expect to lead to less spurious results. Finally, IMDB-B and IMDB-M generally have smaller graphs, with IMDB-M only having an average number of 13 nodes in each graph. The small size of graphs coupled with having 3 classes appears to make IMDB-M a challenging problem.

Methods in comparison. We compare to a wide range of alternative methods, including sub-graph based methods, higher-dimensional GNN methods, and automorphism equivariant methods. We focus specifically on IGN (Maron et al., 2018) as this method uses an order-2 permutation equivariant tensor representation space for the linear map and is therefore the most similar to our base GNN model.

Bevilacqua et al. (2021) test their DSS-GNN on multiple different sub-graph policies and here we compare to the method utilising k -hop ego networks as this is the most similar variant to our method.

Implementation and experimental details. We utilise a 1-hop ego network sub-graph policy for all of the experiments. Further, we use a base GNN model that maps between $\rho_1 \oplus \rho_2$ permutation equivariant tensor representation space, with the final layer mapping to a ρ_0 permutation equivariant tensor representation space. We constrain our model to be equivariant to the automorphism groups of the bags of sub-graphs. For MUTAG, PTC, NCI1, and NCI109 we directly constrain the model to the automorphism groups of the bags of sub-graphs. For PROTEINS, IMDB-B, and IMDB-M there exists some bags of sub-graphs which comprise of a single sub-graph. As this would lead to no weight sharing between these sub-graphs and any other sub-graphs we parameterize the automorphism constraint to bunch bags of sub-graphs which contain few sub-graphs. Further implementation and experimental details can be found in Appendix A.5.

Table 2 compares our LPEGN model to a range of other methods on benchmark graph classification tasks from TU-Datasets (Morris et al., 2020). Comparing our method (SPEN) to a higher-dimensional global permutation equivariant (IGN) demonstrates that our method outperforms the base GNN model on all but one dataset. The one dataset that our model did not outperform the base GNN model was the PROTEINS dataset, which is one of the datasets we were required to parameterize the automorphism constraint and this result may suggest our choice of parameterization for this dataset was not optimal. Table 2 also highlights that our method achieves a new state-of-the-art result on the MUTAG, PTC, and NCI1 dataset, and is the second strongest on NCI109. Further, our method performs competitively across all datasets. We note that SPEN achieves a poor ranking score on the Proteins datasets, although the classification accuracy of the model is competitive with leading results and only falls slightly short of the bulk of other methods. Finally, on all datasets where we did not parameterize the automorphism constraint we achieve either a new state-of-the-art or a very close second. This suggests our framework is more expressive while maintaining good flexibility to learn on graph classification tasks. The model does not achieve a new state-of-the-art on datasets where we parameterized the automorphism constraint, although does perform competitively, suggesting our choice of parameterization could be sub-optimal and a better one may exist.

Figure 5 demonstrates that the improved scalability of our methods on regular graphs carries over onto graphs on real-world benchmarks. This demonstrates that our method offers a significant improvement in scalability over global

Table 2. Comparison between our SPEN model and other deep learning methods. Larger mean results are better with the standard deviation around the mean given as a plus or minus.

DATASET	MUTAG	PTC	PROTEINS	NC11	NC1109	IMDB-B	IMDB-M
SIZE	188	344	1113	4110	4127	1000	1500
CLASSES	2	2	2	2	2	2	3
AVG NODE #	17.9	25.5	39.1	29.8	29.6	19.7	13
RESULTS							
GDCNN (ZHANG ET AL., 2018)	85.8±1.7	58.6±2.5	75.5±0.9	74.4±0.5	NA	70.0±0.9	47.8±0.9
PSCN (NIEPERT ET AL., 2016)	89.0±4.4	62.3±5.7	75±2.5	76.3±1.7	NA	71±2.3	45.2±2.8
DCNN (ATWOOD & TOWSLEY, 2016)	NA	NA	61.3±1.6	56.6±1.0	NA	49.1±1.4	33.5±1.4
ECC (SIMONOVSKY & KOMODAKIS, 2017)	76.1	NA	NA	76.8	75.0	NA	NA
DGK (YANARDAG & VISHWANATHAN, 2015)	87.4±2.7	60.1±2.6	75.7±0.5	80.3±0.5	80.3±0.3	67.0±0.6	44.5±0.5
DIFFPOOL (YING ET AL., 2018)	NA	NA	78.1	NA	NA	NA	NA
CCN (KONDOR ET AL., 2018)	91.6±7.2	70.6±7.0	NA	76.3±4.1	75.5±3.4	NA	NA
IGN (MARON ET AL., 2018)	83.9±13.0	58.5±6.9	76.6±5.5	74.3±2.7	72.8±1.5	72.0±5.5	48.7±3.4
GIN (XU ET AL., 2019)	89.4±5.6	64.6±7.0	76.2±2.8	82.7±1.7	NA	75.1±5.1	52.3±2.8
1-2-3 GNN (MORRIS ET AL., 2019B)	86.1	60.9	75.5	76.2	NA	74.2	49.5
PPGN v1 (MARON ET AL., 2019)	90.5±8.7	66.2±6.5	77.2±4.7	83.2±1.1	81.8±1.9	72.6±4.9	50±3.2
PPGN v2 (MARON ET AL., 2019)	88.9±7.4	64.7±7.5	76.4±5.0	81.2±2.1	81.8±1.3	72.2±4.3	44.7±7.9
PPGN v3 (MARON ET AL., 2019)	89.4±8.1	62.9±7.0	76.7±5.6	81.0±1.9	82.2±1.4	73±5.8	50.5±3.6
LN GN (GCN) (DE HAAN ET AL., 2020)	89.4±1.6	66.8±1.8	71.7±1.0	82.7±1.4	83.0±1.9	74.8±2.0	51.3±1.5
GSN-E (BOURITSAS ET AL., 2020)	90.6±7.5	68.2±7.2	76.6±5.0	83.5±2.3	NA	77.8±3.3	54.3±3.3
GSN-V (BOURITSAS ET AL., 2020)	92.2±7.5	67.4±5.7	74.6±5.0	83.5±2.0	NA	76.8±2.0	52.6±3.6
SIN (BODNAR ET AL., 2021B)	NA	NA	76.5±3.4	82.8±2.2	NA	75.6±3.2	52.5±3.0
CIN (BODNAR ET AL., 2021A)	92.7±6.1	68.2±5.6	77.0±4.3	83.6±1.4	84.0±1.6	75.6±3.7	52.7±3.1
DSS-GNN (GC) (EGO) (BEVILACQUA ET AL., 2021)	91.5±4.9	68.0±6.1	76.6±4.6	83.5±1.1	82.5±1.6	76.3±3.6	53.1±2.8
SPEN	93.3±6.5	71.25±9.7	74.8±3.2	83.7±1.5	83.4±1.2	75.2±3.1	48.7±2.0
BEST RANK	1ST	1ST	15TH	1ST	2ND	6TH	10TH

permutation equivariant models.

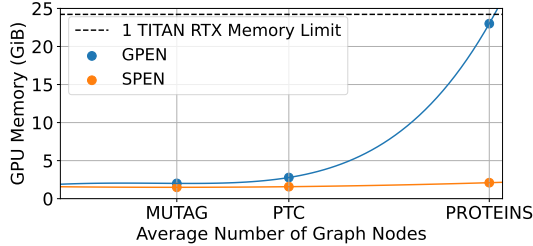


Figure 5. Computational cost of a global permutation equivariant model (GPEN) and our method (SPEN) with a very similar number of model parameters and batch size for datasets with varying average size graphs from the TUDatasets. For SPEN sub-graphs were constructed using a 1-hop ego network policy.

6. Future Work

From Table 2 it is clear that IMDB-M is a dataset for which our method has weaker performance. As stated in Section A.5.2 between hidden layers in our network, for the experiments in this paper, we only make use of order 1 and 2 representations. As it was shown by Maron et al. (2019) that increasing the order of the permutation representation increases the expressivity in line with the k -WL test, the expressivity of our method could be improved through the consideration of higher order permutation representations. Further, we demonstrate state-of-the-art results when we do not parameterize the automorphism constraint and exploring

alternative parameterizations of this constraint could lead to improved results.

7. Conclusion

We present a graph neural network framework for building models that operate on k -ego network sub-graphs that respects both the permutation symmetries of individual sub-graphs and is equivariant to the automorphism groups across bags of sub-graphs. The choice of sub-graph policy leads to a novel choice of automorphism groups for the bags of sub-graphs. The framework is more scalable than global higher-dimensional GNNs through the use of sub-graphs and we have both theoretically and experimentally demonstrated this. We have shown that SPEN is provably more expressive than the base higher-dimensional permutation equivariant GNN and sub-graph MPNNs through the choice sub-graph selection policy, permutation equivariant base GNN, and automorphism equivariant kernel constraint. We have provided theoretical analysis demonstrating the expressivity of the framework. Finally, we have shown that SPEN performs competitively across multiple graph classification benchmarks, achieving state-of-the-art on numerous datasets. We believe that our framework is a step forward in the development of graph neural networks, demonstrating theoretically provable expressivity, scalability, and experimentally achieving state-of-the-art on benchmark datasets.

8. Funding and Acknowledgements

Joshua Mitton is supported by a University of Glasgow Lord Kelvin Adam Smith Studentship. Roderick Murray-Smith is grateful for EPSRC support through grants EP/R018634/1 and EP/T00097X/1.

References

- Albooyeh, M., Bertolini, D., and Ravanbakhsh, S. Incidence networks for geometric deep learning. *arXiv preprint arXiv:1905.11460*, 2019.
- Atwood, J. and Towsley, D. Diffusion-convolutional neural networks. In *Advances in neural information processing systems*, pp. 1993–2001, 2016.
- Azizian, W. and Lelarge, M. Expressive power of invariant and equivariant graph neural networks. In *International Conference on Learning Representations*, 2021. URL <https://openreview.net/forum?id=lxHgXYN4bwl>.
- Bevilacqua, B., Frasca, F., Lim, D., Srinivasan, B., Cai, C., Balamurugan, G., Bronstein, M. M., and Maron, H. Equivariant subgraph aggregation networks. *arXiv preprint arXiv:2110.02910*, 2021.
- Bodnar, C., Frasca, F., Otter, N., Wang, Y. G., Liò, P., Montúfar, G., and Bronstein, M. Weisfeiler and Lehman go cellular: CW networks. *arXiv preprint arXiv:2106.12575*, 2021a.
- Bodnar, C., Frasca, F., Wang, Y. G., Otter, N., Montúfar, G., Lio, P., and Bronstein, M. Weisfeiler and Lehman go topological: Message passing simplicial networks. *arXiv preprint arXiv:2103.03212*, 2021b.
- Bouritsas, G., Frasca, F., Zafeiriou, S., and Bronstein, M. M. Improving graph neural network expressivity via subgraph isomorphism counting. *arXiv preprint arXiv:2006.09252*, 2020.
- Cotta, L., Morris, C., and Ribeiro, B. Reconstruction for powerful graph representations. *Advances in Neural Information Processing Systems*, 34, 2021.
- de Haan, P., Cohen, T. S., and Welling, M. Natural graph networks. In Larochelle, H., Ranzato, M., Hadsell, R., Balcan, M. F., and Lin, H. (eds.), *Advances in Neural Information Processing Systems*, volume 33, pp. 3636–3646. Curran Associates, Inc., 2020. URL <https://proceedings.neurips.cc/paper/2020/file/2517756c5a9be6ac007fe9bb7fb92611-Paper.pdf>.
- Finzi, M., Welling, M., and Wilson, A. G. A practical method for constructing equivariant multilayer perceptrons for arbitrary matrix groups. *arXiv preprint arXiv:2104.09459*, 2021.
- Fulton, W. and Harris, J. *Representation theory: a first course*, volume 129. Springer Science & Business Media, 2013.
- Gilmer, J., Schoenholz, S. S., Riley, P. F., Vinyals, O., and Dahl, G. E. Neural Message Passing for Quantum Chemistry. In *Proceedings of the 34th International Conference on Machine Learning-Volume 70*, pp. 1263–1272, 2017.
- Hagberg, A., Swart, P., and S Chult, D. Exploring network structure, dynamics, and function using networkx. Technical report, Los Alamos National Lab.(LANL), Los Alamos, NM (United States), 2008.
- Hartford, J., Graham, D., Leyton-Brown, K., and Ravanbakhsh, S. Deep models of interactions across sets. In *International Conference on Machine Learning*, pp. 1909–1918. PMLR, 2018.
- Keriven, N. and Peyré, G. Universal invariant and equivariant graph neural networks. *Advances in Neural Information Processing Systems*, 32:7092–7101, 2019.
- Kipf, T. N. and Welling, M. Semi-supervised classification with graph convolutional networks. *arXiv preprint arXiv:1609.02907*, 2016.
- Kondor, R., Son, H. T., Pan, H., Anderson, B., and Trivedi, S. Covariant compositional networks for learning graphs. *arXiv preprint arXiv:1801.02144*, 2018.
- Maron, H., Ben-Hamu, H., Shamir, N., and Lipman, Y. Invariant and equivariant graph networks. In *International Conference on Learning Representations*, 2018.
- Maron, H., Ben-Hamu, H., Serviansky, H., and Lipman, Y. Provably powerful graph networks. In H. Wallach and H. Larochelle and A. Beygelzimer and F. d'Alché-Buc and E. Fox and R. Garnett (ed.), *Advances in Neural Information Processing Systems*, volume 32. Curran Associates, Inc., 2019. URL <https://proceedings.neurips.cc/paper/2019/file/bb04af0f7ecaee4aae62035497da1387-Paper.pdf>.
- Morris, C., Rattan, G., and Mutzel, P. Weisfeiler and Leman go sparse: Towards scalable higher-order graph embeddings. *arXiv preprint arXiv:1904.01543*, 2019a.
- Morris, C., Ritzert, M., Fey, M., Hamilton, W. L., Lenssen, J. E., Rattan, G., and Grohe, M. Weisfeiler and Leman go neural: Higher-order graph neural networks. In *Proceedings of the AAAI Conference on Artificial Intelligence*, volume 33, pp. 4602–4609, 2019b.

- Morris, C., Kriege, N. M., Bause, F., Kersting, K., Mutzel, P., and Neumann, M. Tudataset: A collection of benchmark datasets for learning with graphs. *ICML Graph Representation Learning and Beyond (GRL+) Workshop*, 2020.
- Niepert, M., Ahmed, M., and Kutzkov, K. Learning convolutional neural networks for graphs. In *International conference on machine learning*, pp. 2014–2023, 2016.
- Papp, P. A., Martinkus, K., Faber, L., and Wattenhofer, R. DropGNN: random dropouts increase the expressiveness of graph neural networks. *Advances in Neural Information Processing Systems*, 34, 2021.
- Rong, Y., Huang, W., Xu, T., and Huang, J. DropEdge: Towards deep graph convolutional networks on node classification. *arXiv preprint arXiv:1907.10903*, 2019.
- Simonovsky, M. and Komodakis, N. Dynamic edge-conditioned filters in convolutional neural networks on graphs. In *Proceedings of the IEEE conference on computer vision and pattern recognition*, pp. 3693–3702, 2017.
- Thiede, E. H., Zhou, W., and Kondor, R. Autobahn: Automorphism-based graph neural nets. *arXiv preprint arXiv:2103.01710*, 2021.
- Weisfeiler, B. and Leman, A. The reduction of a graph to canonical form and the algebra which appears therein. *NTI, Series*, 2(9):12–16, 1968.
- Xu, K., Hu, W., Leskovec, J., and Jegelka, S. How powerful are graph neural networks? In *International Conference on Learning Representations*, 2019. URL <https://openreview.net/forum?id=ryGs6iA5Km>.
- Yanardag, P. and Vishwanathan, S. Deep graph kernels. In *Proceedings of the 21th ACM SIGKDD International Conference on Knowledge Discovery and Data Mining*, pp. 1365–1374, 2015.
- Ying, Z., You, J., Morris, C., Ren, X., Hamilton, W., and Leskovec, J. Hierarchical graph representation learning with differentiable pooling. In *Advances in neural information processing systems*, pp. 4800–4810, 2018.
- Zhang, M., Cui, Z., Neumann, M., and Chen, Y. An end-to-end deep learning architecture for graph classification. In *Proceedings of the AAAI Conference on Artificial Intelligence*, volume 32, 2018.
- Zhao, L., Jin, W., Akoglu, L., and Shah, N. From stars to subgraphs: Uplifting any GNN with local structure awareness. *arXiv preprint arXiv:2110.03753*, 2021.

A. Appendix

A.1. Mathematical Background

A.1.1. GROUP THEORY

Definition A.1. A *group* is a set G with a binary operation \circ satisfying the following laws:

- (G0) (**Closure law**): For all $g, h \in G$, $g \circ h \in G$.
 (G1) (**Associative law**): $g \circ (h \circ k) = (g \circ h) \circ k$ for all $g, h, k \in G$.
 (G2) (**Identity law**): There exists $e \in G$ such that $g \circ e = e \circ g = g$ for all $g \in G$.
 (G3) (**Inverse law**): For all $g \in G$, there exists $h \in G$ with $g \circ h = h \circ g = e$.

A.1.2. CATEGORY THEORY

This section does not provide a complete overview of category theory, nor even a full introduction, but aims to provide a sufficient level of understanding to aid the reader with further sections of the paper, where we believe presenting the comparison between models from a category theory perspective makes more clear the distinctions between them. A category, \mathcal{C} , consists of a set of objects, $\text{Ob}(\mathcal{C})$, and a set of morphisms (structure-preserving mappings) or arrows, $f : A \rightarrow B$, $A, B \in \text{Ob}(\mathcal{C})$. There is a binary operation on morphisms called composition. Each object has an identity morphism. Categories can be constructed from given ones by constructing a subcategory, in which each object, morphism, and identity is from the original category, or by building upon a category, where objects, morphisms, and identities are inherited from the original category. A functor is a mapping from one category to another that preserves the categorical structure. For two categories \mathcal{C} and \mathcal{D} a functor $F : \mathcal{C} \rightarrow \mathcal{D}$ maps each object $A \in \text{Ob}(\mathcal{C})$ to an object $F(A) \in \text{Ob}(\mathcal{D})$ and maps each morphism $f : A \rightarrow B$ in \mathcal{C} to a morphism $F(f) : F(A) \rightarrow F(B)$ in \mathcal{D} .

Definition A.2. A *groupoid* is a category in which each morphism is invertible. A groupoid where there is only one object is usually a group.

A.2. WL Variants and Proofs for Section 4

Definition A.3. (Vertex coloring). A vertex coloring is a function mapping a graph and one of its nodes to a "color" from a fixed color palette.

Generally, a vertex coloring is a function $c : \mathcal{V} \rightarrow C$, $(G, v) \mapsto c_v^G$, where \mathcal{V} is the set of all possible tuples of the form (G, v) with $G = (V, E)$ the set of all finite graphs and $v \in V$.

Definition A.4. (Vertex color refinement). Let c, d be two vertex colorings. We say that d refines c when for all graphs $G = (V_G, E^G)$, $H = (V^H, E^H)$ and all vertices $v \in V^G$, $u \in V^H$ we have that $g_v^G = d_u^H \Rightarrow c_v^G = c_u^H$. We write

$d \sqsubseteq c$.

When working with a specific graph pair G^1, G^2 , the refinement d of c is written $d \sqsubseteq_{G^1, G^2} c$, when, in particular, it holds that $\forall v \in V^{G^1}, u \in V^{G^2}, d_v^{G^1} = d_u^{G^2} \Rightarrow c_v^{G^1} = c_u^{G^2}$.

The 1-WL test represents a graph as a multiset (or histogram) of colors associated with its nodes. This coloring induces a partitioning of the nodes into color classes, where two nodes belong to the same partition is and only if they have the same coloring. The algorithm starts from some initial coloring and iteratively updates the coloring, leading to at each step, where the algorithm does not terminate, a finer-grained node partitioning. Each of these iterations is a refinement step, since, if c indicates the coloring computed at iteration t then the subsequent coloring at iteration $t + 1$ is given by $c^{t+1} \sqsubseteq_{G, G} c^t$.

Definition A.5. (Sub-graph-1-WL (Zhao et al., 2021)). Sub-graph-1-WL generalises the 1-WL test by replacing the color refinement step $c_v^{t+1} = \text{HASH}(\text{Star}^t(v))$ with $c_v^{t+1} = \text{HASH}(G^t[\mathcal{N}_k(v)])$, $\forall v \in \mathcal{V}$. Where $G[\mathcal{N}_k(v)]$ is the k -hop egonet.

We start by proving that sub-graph-WL is at least as expressive as 1-WL. For this we first characterise our sub-graph-WL to make the comparison between a refinement strategy for a bag of sub-graphs and those which operate on graphs.

Definition A.6. (Sub-graph-WL node refinement). For a graph $G = (V, E)$ we denote S_G as a bag of sub-graphs generated by taking the k -hop ego net of each node $v \in V$. The color refinement for node v at time step $t \geq 0$, C_v^t , is given by the set of node colors across the sub-graphs, denoted as $\{\{c_{v,H}^t\}\}_{H \in S_G}$.

Lemma A.7. $b \sqsubseteq a$. That for all graphs $G^1 = (V^1, E^1)$ and $G^2 = (V^2, E^2)$ and all nodes $v \in V^1, w \in V^2$ that $b_v = b_w \Rightarrow a_v = a_w$.

Proof. For such a node refinement policy, inclusive of node refinement across sub-graphs, Bevilacqua et al. (2021) show that, for b the node coloring from a sub-graph-WL refinement and a the node coloring from a WL refinement, $b \sqsubseteq a$. It then follows that for all graphs $G^1 = (V^1, E^1)$ and $G^2 = (V^2, E^2)$ and all nodes $v \in V^1, w \in V^2$ that $b_v = b_w \Rightarrow a_v = a_w$.

Lemma A.8. Sub-graph-WL is at least as powerful as sub-graph-1-WL in distinguishing non-isomorphic graphs.

Proof. We denote a colorings by the sub-graph-1-WL algorithm, b colorings on each sub-graph by the sub-graph-WL algorithm, and c coloring on each node within a sub-graph by the sub-graph-WL algorithm. We also denote S^1, S^2 as the bags of sub-graphs from G^1, G^2 respectively. If $|S^1| \neq |S^2|$ then the two graphs are trivially distinguished by sub-graph-WL. In the case where $|S^1| = |S^2|$ we seek

to show that if sub-graph-1-WL identifies non-isomorphic graphs then so does sub-graph-WL.

First recall that sub-graph-1-WL at time step t deems two graphs non-isomorphic if the following two are assigned two different multisets of node colors:

$$\{\{a_v^t | v \in \mathcal{V}^1\}\} \neq \{\{a_w^t | w \in \mathcal{V}^2\}\},$$

while sub-graph-WL deems them non-isomorphic when the following two are assigned two different multisets of subgraph colors:

$$\{\{b_{S_k^1}^t\}\}_{k=1}^m \neq \{\{b_{S_h^2}^t\}\}_{h=1}^m.$$

If it is given that sub-graph-1-WL distinguishes between two graphs at iteration T , then by Lemma A.7 $b^T \sqsubseteq a^T$. In addition, Bevilacqua et al. (2021) prove that for such a coloring at T a sub-graph refinement policy such as sub-graph-WL is refined by the coloring generated at $T + 1$ on any pair of sub-graphs: $\forall H_1, H_2 \in S^1 \cup S^2, c^{T+1} \sqsubseteq_{H_1, H_2} b^T$. The proof follows from the definition of the refinement step in an algorithm for a bag of sub-graphs, namely, the inclusion of a term which refines over the multiset of node colors across sub-graphs implies that if $C_v^T = C_u^T$ then $b_v^T = b_u^T$. This gives that if sub-graph-1-WL can distinguish between two graphs at time step T then the sub-graph refinement policy yields distinct colors to any pair of sub-graphs. Therefore, sub-graph-WL can distinguish between two graphs that sub-graph-1-WL can and is at least as expressive.

This provides the necessary detail for the proof of Theorem 4.2. To prove that sub-graph-WL is strictly more powerful than 1&2-WL we could instead prove that sub-graph-1-WL is strictly more powerful than 1&2-WL and then by Lemma A.8 the proof that sub-graph-WL is strictly more powerful than 1&2-WL is complete. In fact, Zhao et al. (2021) prove that sub-graph-1-WL is strictly more powerful than 1&2-WL by presenting a pair of non-isomorphic graphs that sub-graph-1-WL distinguishes but 1-WL cannot. Therefore, we can conclude that our sub-graph-WL is strictly more powerful than 1&2-WL.

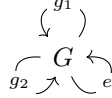
A.3. Previous Methods

A.3.1. GLOBAL EQUIVARIANT GRAPH NETWORKS

Global Permutation Equivariance. Global permutation equivariant models have been considered by Hartford et al. (2018); Maron et al. (2018; 2019); Albooyeh et al. (2019), with Maron et al. (2018) demonstrating that for order-2 layers there are 15 operations that span the full basis for a permutation equivariant linear layer. These 15 basis elements are shown in Figure 3 with each basis element given by a different color in the map from representation

$\rho_2 \rightarrow \rho_2$. Despite these methods, when solved for the entire basis space, having expressivity as good as the k -WL test, they operate on the entire graph. Operating on the entire graph features limits the scalability of the methods. In addition to poor scalability, global permutation appears to be a strong constraint to place upon the model. In the instance where the graph is flattened and an MLP is used to update node and edge features the model would have n^4 trainable parameters, where n is the number of nodes. On the other hand, a permutation equivariant update has only 15 trainable parameters and in general $15 \ll n^4$.

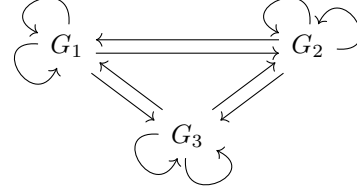
Viewing a global permutation equivariant graph network from a category theory perspective there is one object with a collection of arrows representing the elements of the group. Here the arrows or morphisms go both from and to this same single object. The feature space is a functor which maps from a group representation to a vector space. For a global permutation equivariant model the same map is used for every graph.



Symmetric Group

Global Naturality Global natural graph networks (GNGN) consider the condition of naturality, (de Haan et al., 2020). GNGNs require that for each isomorphism class of graphs there is a map that is equivariant to automorphisms. This naturality constraint is given by the condition $\rho'(\phi) \circ K_G = K_{G'} \circ \rho(\phi)$, which must hold for every graph isomorphism $\phi : G \rightarrow G'$ and linear map K_G . While the global permutation equivariance constraint requires that all graphs be processed with the same map, global naturality allows for different, non-isomorphic, graphs to be processed by different maps and as such is a generalisation of global permutation equivariance. As is the case for global permutation equivariant models, GNGNs scale poorly as the constraint is placed over the entire graph and linear layers require global computations on the graphs.

Viewing a GNGN from a category theory perspective there is a different object for each concrete graph, which form a groupoid. Then, there is a morphism or arrow for each graph isomorphism. These can either be automorphisms, if the arrow maps to itself, or isomorphisms if the arrow maps to a different object. The feature spaces are functors which map from this graph category to the category of vector spaces. The GNG layer is a natural transformation between such functors consisting of a different map for each non-isomorphic graph.



Groupoid of Concrete Graphs

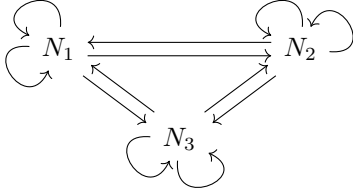
A.3.2. LOCAL EQUIVARIANT GRAPH NETWORKS

Local equivariant models have started to receive attention following the successes of global equivariant models and local invariant models. The class of models that are based on the WL test are not in general locally permutation equivariant in that they still use a message passing model with permutation invariant update function. Despite this, many of these models inject permutation equivariant information into the feature space, which improves the expressivity of the models (Bouritsas et al., 2020; Morris et al., 2019a; Bodnar et al., 2021b;a). The information to be injected into the feature space is predetermined in these models by a choice of what structural or topological information to use, whereas our model uses representations of the permutation group, making it a very general model that still guarantees expressivity.

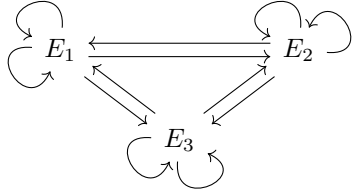
In contrast to utilising results from the WL test covariant compositional networks (CCN) look at permutation equivariant functions, but they do not consider the entire basis space as was considered in Maron et al. (2018) and instead consider four equivariant operations (Kondor et al., 2018). This means that the permutation equivariant linear layers are not as expressive as those used in the global permutation equivariant layers. Furthermore, in a CCN the node neighbourhood and feature dimensions grow with each layer, which can be problematic for larger graphs and limits their scalability. Another local equivariant model is that of local natural graph networks (LNGN) (de Haan et al., 2020). An LNGN uses a message passing framework, but instead of using a permutation invariant aggregation function, it specifies the constraint that node features transform under isomorphisms of the node neighbourhood and that a different message passing kernel is used on non-isomorphic edges. In practice this leads to little weight sharing in graphs that are quite heterogeneous and as such the layer is re-interpreted such that a message from node p to node q , $k_{pq}v_p$, is given by a function $k(G_{pq}, v_p)$ of the edge neighbourhood G_{pq} and feature value v_p at p .

Viewing a LNGN from a category theoretic perspective there is a groupoid of node neighbourhoods where morphisms are isomorphisms between node neighbourhoods and a groupoid of edge neighbourhoods where morphisms are isomorphisms between edge neighbourhoods. In addi-

tion, there is a functor mapping from edge neighbourhoods to the node neighbourhood of the start node and a functor mapping similarly but to the tail node of the edge neighbourhood. The node feature spaces are functors mapping from the category of node neighbourhoods to the category of vector spaces. Further, composition of two functors creates a mapping from edge neighbourhoods to the category of vector spaces. A LNG kernel is a natural transformation between these functors.



Groupoid of Node Neighbourhoods



Groupoid of Edge Neighbourhoods

A.4. Implementing other models within our framework

In the datasets used, for graph classification benchmark tasks, the input to the model is a graph with node and edge features, this can be represented as 2nd order permutation representation, so the input representation would be $j = 2$. The convolution can then map from this representation, ρ_j , to multiple different representation spaces, $\rho_0 \oplus \rho_1 \oplus \dots \oplus \rho_i$. Subsequent convolutions can then map from these multiple permutation representations, $\rho_0 \oplus \rho_1 \oplus \dots \oplus \rho_i$, to multiple different permutation representations, $\rho_0 \oplus \rho_1 \oplus \dots \oplus \rho_i$. The choice of representations used can be made depending on a trade off between expressivity and computational cost, as lower order representation spaces have less expressivity, but also lower computational cost.

Local Natural Graph Networks (LNGNs) (de Haan et al., 2020) take the input feature space and embed this into an invariant scalar feature of the edge neighbourhood graph. This is the same as using specific choice k -hop sub-graph creation and permutation representation space for the sub-graph convolution. In the case of LNGNs the choice would be $k = 1$ and mapping the input feature space to representation ρ_0 creating a permutation invariant feature space. Then any graph neural network with invariant features can be used, in the paper the choice made is to use a GCN (Kipf & Welling, 2016), which can also be covered by our frame-

work. Here the choice would again be to use $k = 1$ when creating the subgroups and using a subgraph convolution with representation spaces $\rho_0 \rightarrow \rho_0$.

Global Equivariant Graph Networks (EGNs) (Maron et al., 2018) use a choice of $k = n$, for n -node graphs when creating the sub graphs, which corresponds to not selecting a sub graph and instead operating over the entire graph. They then use the representation space $\rho_2 \rightarrow \rho_2$ mapping from a graph feature space to a graph feature space.

Local Permutation Equivariant Graph Networks (LPEGN) (Ours) In our paper we choose to use $k = 1$ throughout to keep inline with the vast majority of previous work on graph neural networks, but we use a representation space of $\rho_1 \oplus \rho_2 \rightarrow \rho_1 \oplus \rho_2$ in the hidden layers of the model and we note that this was simply a choice that seemed a simple case to present as a comparison with previous work in the benchmark classification task.

A.5. Implementation Details and Datasets

A.5.1. TUDATASETS

We present the range of graph sizes and sub-graph sizes when utilising a 1-ego network sub-graph extraction policy in Table 3.

A.5.2. MODEL ARCHITECTURE

We consider the input graphs as an input feature space that is an order 2 representation. For each local permutation equivariant linear layer we use order 1 and 2 representations as the feature spaces. This allows for projection down from graph to node feature spaces through the basis for $\rho_2 \rightarrow \rho_1$, projection up from node to graph feature spaces through the basis for $\rho_1 \rightarrow \rho_2$, and mappings across the same order representations through $\rho_2 \rightarrow \rho_2$ and $\rho_1 \rightarrow \rho_1$. The final local permutation equivariant linear layer maps to order 0 representations through $\rho_2 \rightarrow \rho_0$ and $\rho_1 \rightarrow \rho_0$ for the task of graph level classification. In addition to the graph layers, we also add 3 MLP layers to the end of the model.

Despite these specific choices which were made to provide a baseline of our method for comparison to existing methods the framework we present is much more general and different representation spaces can be chosen. Therefore, different permutation representation spaces, $\rho_1 \oplus \rho_2 \oplus \dots \oplus \rho_i$, can be chosen for different layers in the model and a different k value can be chosen when creating the sub-graphs.

A.5.3. IMPLEMENTATION DETAILS

For all experiments we used a 1-hop ego networks as this provides the most scalable version of our method. We trained the model for 50 epochs on all datasets using the Adam optimizer. We considered the evaluation procedure

Table 3. Different range of graph sizes and sub-graph sizes for each dataset considered from TUDatasets.

DATASET	MUTAG	PTC	PROTEINS	NCI1	NCI109	IMDB-B	IMDB-M
GRAPH SIZES	10-28	2-109	4-620	3-111	4-111	12-136	7-89
SUB-GRAPH SIZES	2-5	2-5	1-26	2-5	1-6	1-135	1-88
MEAN SUB-GRAPH SIZE	3.2	3.0	4.7	3.2	3.2	9.8	10.1

as was conducted in (Bevilacqua et al., 2021; Xu et al., 2019; Yanardag & Vishwanathan, 2015; Niepert et al., 2016). Specifically, we conducted 10-fold cross validation and reported the average and standard deviation of validation accuracies across the 10 folds. For all datasets we use 6 automorphism equivariant layers with base GNN utilising $\rho_1 \oplus \rho_2$ representation space.