

DISTRIBUTED UNSUPERVISED VISUAL REPRESENTATION LEARNING WITH FUSED FEATURES

Yawen WuUniversity of Pittsburgh
yawen.wu@pitt.edu**Zhepeng Wang**George Mason University
zwang48@gmu.edu**Dewen Zeng**University of Notre Dame
dzeng2@nd.edu**Meng Li**Facebook
meng.li@fb.com**Yiyu Shi**University of Notre Dame
yshi4@nd.edu**Jingtong Hu**University of Pittsburgh
jthu@pitt.edu

ABSTRACT

Federated learning (FL) enables distributed clients to learn a shared model for prediction while keeping the training data local on each client. However, existing FL requires fully-labeled data for training, which is inconvenient or sometimes infeasible to obtain due to the high labeling cost and the requirement of expertise. The lack of labels makes FL impractical in many realistic settings. Self-supervised learning can address this challenge by learning from unlabeled data such that FL can be widely used. Contrastive learning (CL), a self-supervised learning approach, can effectively learn data representations from unlabeled data. However, the distributed data collected on clients are usually not independent and identically distributed (non-IID) among clients, and each client may only have few classes of data, which degrades the performance of CL and learned representations. To tackle this problem, we propose a federated contrastive learning framework consisting of two approaches: feature fusion and neighborhood matching, by which a unified feature space among clients is learned for better data representations. Feature fusion provides remote features as accurate contrastive information to each client for better local learning. Neighborhood matching further aligns each client's local features to the remote features such that well-clustered features among clients can be learned. Extensive experiments show the effectiveness of the proposed framework. It outperforms other methods by 11% on IID data and matches the performance of centralized learning.

1 INTRODUCTION

Federated learning (FL) is an effective approach for multiple distributed clients to collaboratively learn a shared model. In the learning process, each client updates the local model by using local data, and then a central server aggregates the local models to obtain a shared model. In this way, FL enables learning from decentralized data (McMahan et al., 2017) while keeping data local for privacy. FL can be applied to healthcare applications, where many personal devices such as mobile phones collaboratively learn to provide early warnings to cognitive diseases such as Parkinson's and to assess mental health (Chen et al., 2020b) without sharing the patients' records for privacy. FL can also be used for robotics, in which multiple robots learn a shared navigation scheme to quickly adapt to new environments (Liu et al., 2019a). Compared with local learning, FL improves navigation accuracy by utilizing knowledge from other robots (Liu et al., 2019b).

Existing FL approaches assume local data is fully labeled so that supervised learning can be used for the model update on each client. However, labeling all the data is usually unrealistic due to high labor costs and the requirement of expert knowledge. For example, in medical diagnosis, even if the patients are willing to spend time on labeling all the local data, the deficiency of expert knowledge of these patients will result in large label noise and thus inaccurate learned model. The deficiency of labels makes supervised FL impractical. Self-supervised learning can address this challenge by pre-training a neural network encoder with unlabeled data, followed by fine-tuning for a downstream

task with limited labels (Zeng et al., 2021). Contrastive learning (CL), an effective self-supervised learning approach (Chen et al., 2020a), can learn data representations from unlabeled data to improve the model. By integrating CL into FL, clients can collaboratively learn data representations by using a large amount of data without labeling.

In FL, data collected on clients are inherently far from IID (Li et al., 2020; Hsu et al., 2020), which results in two unique challenges when integrating FL with CL as federated contrastive learning (FCL) to learn high-quality representations. The *first challenge* is that each client only has a small amount of unlabeled data with limited diversity, which prevents effective contrastive learning. More specifically, compared with the global data (the concatenation of local data from all clients), each client only has a subset of the global data with a limited number of classes (McMahan et al., 2017; Zhao et al., 2018). For instance, in real-world datasets (Luo et al., 2019), each client only has one or two classes out of seven object classes. Since conventional contrastive learning frameworks (He et al., 2020; Chen et al., 2020a) are designed for centralized learning on datasets with sufficient diversity, directly applying them to local learning on each client will result in the low performance of learned representations.

The *second challenge* is that each client focuses on learning its local data without considering the data on the other clients. As a result, the features of data in the same class but from different clients may not be well-clustered even though they could have been clustered for improved representations. Data are decentralized in FL and even if two clients have data of the same class, they are unaware of this fact and cannot leverage it to collaboratively learn to cluster these data. Besides, even if one client has knowledge of other’s data, since no labels are available, there is no easy way to identify the correct data clusters and perform clustering for better representations.

To address these challenges, we propose a federated contrastive learning (FCL) framework to learn data representations from decentralized unlabeled data on distributed clients. The framework employs contrastive learning (He et al., 2020) for local learning on each client and consists of two approaches. The first approach is feature fusion and it provides remote features as accurate contrastive information to each client for better local learning. To protect the privacy of remote features against malicious clients, we employ a recently developed method (Huang et al., 2020) to encrypt the images before generating their features. The second approach is neighborhood matching and it further aligns each client’s local features to the fused features such that well-clustered features among clients are learned.

In summary, the main contributions of the paper include:

- **Federated contrastive learning framework.** We propose a framework with two approaches to learning representations from unlabeled data on distributed clients. The first approach improves the local representation learning on each client with limited data diversity, and the second approach further learns unified global representations among clients.
- **Feature fusion for better local representations.** We propose a feature fusion approach to leverage remote features for better local learning while avoiding raw data sharing. The remote features serve as negatives in the local contrastive loss to achieve a more accurate contrast with less false negatives and more diverse negatives.
- **Neighborhood matching for improved global representations.** We propose a neighborhood matching approach to cluster decentralized data across clients without sharing raw data. During local learning, each client identifies the remote features to cluster local data with and performs clustering. In this way, well-clustered features among clients can be learned.

2 BACKGROUND AND RELATED WORK

Federated Learning. The goal of federated learning (FL) is to learn a shared model by aggregating locally updated models from clients while keeping raw data on local clients (McMahan et al., 2017). In FL, there are C clients indexed by c . The training data D is distributed among clients, and each client c has a subset of the training data $D_c \subset D$. There are recent works aiming to optimize the aggregation process (Reisizadeh et al., 2020; Nguyen et al., 2020). While our work can be combined with these approaches, for simplicity, we employ a typical FL algorithm FedAvg (McMahan et al., 2017). The learning is performed round-by-round. In communication round t , the server randomly selects $\beta \cdot C$ clients C^t and send them the global model with parameters θ^t , where β is the percentage of active clients per round. Each client $c \in C^t$ updates the local parameters θ_c^t on local dataset D_c for E epochs to get θ_c^{t+1} by minimizing the loss $\ell_c(D_c, \theta_c^t)$. Then the local models are aggregated into

the global model by averaging the weights $\theta^{t+1} \leftarrow \sum_{c \in C^t} \frac{|D_c|}{\sum_{i \in C^t} |D_i|} \theta_c^{t+1}$. This learning process continues until the global model converges.

To improve the performance of FL on non-IID data, (Zhao et al., 2018; Jeong et al., 2018) share local raw data (e.g. RGB images) among clients. However, sharing raw data among clients will cause privacy concerns (Li et al., 2018). Besides, they need fully labeled data to perform FL. However, in most applications, the data are unlabeled while only some special applications such as mobile keyboard prediction have natural labels (McMahan et al., 2017; Wu et al., 2020). Annotating all the data to perform supervised learning requires expert knowledge and potentially high labeling costs. Therefore, an approach to performing FL with limited labels and avoiding sharing raw data among clients is needed.

Contrastive Learning. Contrastive learning is a self-supervised approach to learn an encoder (i.e. a CNN without the final classifier) for extracting visual representation vectors from the unlabeled input images by performing a proxy task of instance discrimination (Chen et al., 2020a; He et al., 2020; Wu et al., 2018). For an input image x , its representation vector z is obtained by $z = f(x)$, $z \in \mathbb{R}^d$, where $f(\cdot)$ is the encoder. Let the representation vectors *query* q and *key* k^+ form a positive pair, which are the representation vectors from two transformations (e.g. cropping and flipping) of the same input image. Let Q be the *memory bank* with K representation vectors stored, serving as negatives. The positive pair *query* q and *key* k^+ will be contrasted with each vector $n \in Q$ (i.e. negatives) by the loss function:

$$\ell_q = -\log \frac{\exp(q \cdot k^+ / \tau)}{\exp(q \cdot k^+ / \tau) + \sum_{n \in Q} \exp(q \cdot n / \tau)} \quad (1)$$

Minimizing the loss will learn an encoder to generate representations. Then a classifier can be trained on top of the encoder by using limited labeled data.

However, existing contrastive learning approaches (Chen et al., 2020a; He et al., 2020) require sufficient data diversity for learning. When applied to each client in FL with limited data diversity, their performance will greatly degrade. Therefore, an approach to increase the local data diversity on each client while preserving privacy is needed.

Federated Self-supervised Learning. Federated self-supervised learning remains largely unexplored. (Jin et al., 2020) proposes the concept of federated self-supervised learning, but no detailed approaches are developed. (van Berlo et al., 2020) combines unsupervised learning with FL for time-series data in human activity detection. However, the more challenging representation learning for visual tasks is not explored. Concurrent work FedCA (Zhang et al., 2020) employs contrastive learning in FL. However, it relies on an extra pre-trained model to distill knowledge into the FL process. Therefore, its performance highly depends on the pre-trained model. Without the high-quality data for training the pre-trained model, its performance significantly degrades. Different from this, we do not rely on any prior knowledge and the representations can be learned completely during FL.

3 FRAMEWORK OVERVIEW

We propose a federated contrastive learning (FCL) framework to learn representations from unlabeled data on distributed clients. The distributed data cannot be combined in a single location to construct a centralized dataset due to privacy and legal constraints (Kairouz et al., 2019). The overview of the proposed framework is shown in Figure 1. There is a central server that coordinates multiple clients to learn representations. The local model on each client is based on MoCo (He et al., 2020). FCL follows the proposed feature fusion technique to reduce the false negative ratio on each client for better local learning (Sect. 4). Besides, based on fused features, FCL further uses the proposed neighborhood matching to cluster representations of data from different clients to learn unified representations among clients (Sect. 5).

Before introducing the details of feature fusion and neighborhood matching, we present the proposed FCL process. FCL is performed round-by-round and there are four steps in each round. First, each client c uploads its latest model (consisting of the main model f_q^c and momentum model f_k^c) and latest features $\overline{Q}_{l,c}$ of encrypted images to the server. Second, the server aggregates main models from clients by $\theta_q \leftarrow \sum_{c \in C} \frac{|D_c|}{|D|} \theta_q^c$ and momentum models by $\theta_k \leftarrow \sum_{c \in C} \frac{|D_c|}{|D|} \theta_k^c$ to get updated f_q and f_k , where $|D_c|$ is the data size of client c and $|D|$ is the total data size of $|C|$ clients. The server also

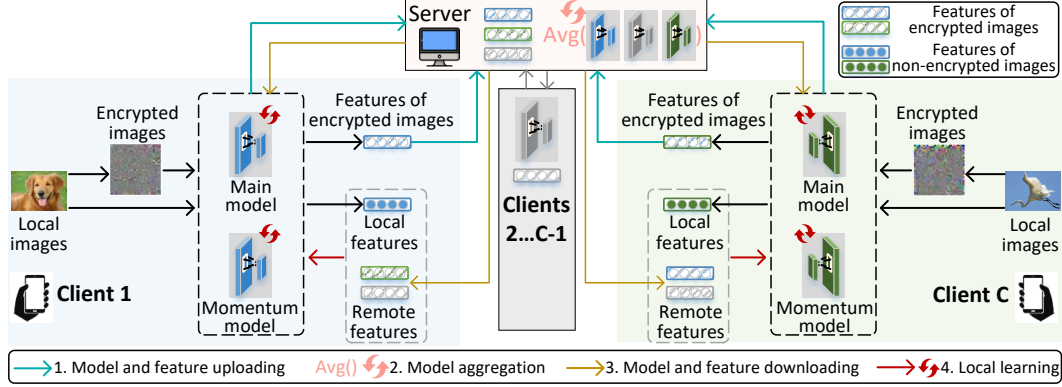


Figure 1: Overview of the proposed federated contrastive learning (FCL) framework. Four steps are performed in each learning round, including model and feature uploading from clients to the server, model aggregation on the server, model and feature downloading from the server to clients, and local learning. Local learning is performed by the proposed feature fusion in Sect. 4 and neighborhood matching in Sect. 5.

combines features as $\bar{Q} = \{\bar{Q}_{l,c}\}_{c \in C}$. Third, the server downloads the aggregated models f_q and f_k and combined features \bar{Q} excluding $\bar{Q}_{l,c}$ as $Q_{s,c} = \{\bar{Q} \setminus \bar{Q}_c\}$ to each client c . Fourth, each client updates its local models with f_q and f_k , and then performs local contrastive learning for multiple epochs with local features $Q_{l,c}$ and remote features $Q_{s,c}$ by using loss Eq.(12) including contrastive loss with fused features Eq.(6) and neighborhood matching Eq.(11). During local contrastive learning, to generate features $\bar{Q}_{l,c}$ for uploading in the next round, images x are encrypted by *InstaHide* (Huang et al., 2020) as \tilde{x} and fed into momentum model f_k^c . In this way, even if we assume a malicious client can perfectly recover \tilde{x} from the features $\bar{Q}_{l,c}$, which is already very unlikely in practice, it still cannot recover information about x out of \tilde{x} since *InstaHide* effectively hides information contained in x . Next, we present the details of local contrastive learning, including feature fusion to reduce false negative ratio in Sect. 4 and neighborhood matching to learn unified representations in Sect. 5.

4 LOCAL LEARNING WITH FEATURE FUSION

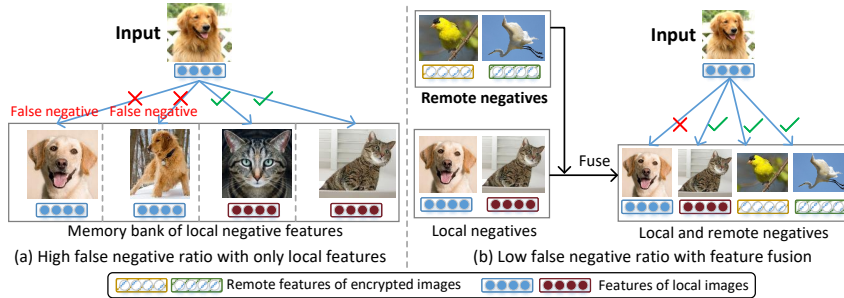


Figure 2: Local contrastive learning with feature fusion reduces false negative ratio and improves data diversity, and improves the learned representations on each client.

Next, we focus on how to perform local CL in each round of FCL. We first present the key challenge of CL on each client, which does not exist in conventional centralized CL. Then we propose feature fusion to tackle this challenge and introduce how to perform local CL with fused features.

Key challenge: *Limited data diversity* causes a high false negative (FN) ratio on each client. A low FN ratio is crucial to achieving accurate contrastive learning (Kalantidis et al., 2020). For one image sample q , FNs are features that we use as negative features but actually correspond to images of the same class as q . In centralized contrastive learning, the percentage of FNs is inherently low since diverse data are available. The model has access to the whole dataset D with data from all the classes. Thus, when we randomly sample negatives from D , the FN ratio is low. For instance, when dataset D has 1000 balanced classes and the negatives n are randomly sampled, for any image q to be learned, only $\frac{1}{1000}$ of n are from the same class as q and are FNs.

However, in FL the FN ratio is inherently high on each client due to the limited data diversity, which significantly degrades the performance of contrastive learning. For instance, in real-world datasets (Luo et al., 2019), one client can have only one or two classes out of seven classes. With limited data diversity on each client, when learning image sample q , many negatives n to contrast with will be from the same class as q and are FNs. For instance, in Figure 2(a), on one client with two classes of data (e.g. dogs and cats), for a dog image q , 50% of the negatives are also dogs, which results in a high FN ratio of 50%. To perform contrastive learning by minimizing the contrastive loss in Eq.(1), the model has to scatter the FNs away from q , which should have been clustered since they are from the same dog class. As a result, the representations of samples from the same class will be scattered instead of clustered and degrade the learned representations.

4.1 FEATURE FUSION REDUCES FALSE NEGATIVE RATIO AND IMPROVES DATA DIVERSITY

To address this challenge, we propose feature fusion to share negatives in the feature space (i.e. the output vector of the encoder), which reduces FN ratio while avoiding raw data sharing. For example, in Figure 2(b), by combining local negatives of dogs and cats with the remote negatives of birds, the FN ratio for the sample dog is effectively reduced from 50% to 25%.

Let $Q_{l,c}$ be the memory bank of size K for local features of non-encrypted images on client c , and let $\bar{Q}_{l,c}$ be features of encrypted images. In one round t of FCL, features $\bar{Q}_{l,c}$ of encrypted images on each client c will be uploaded to the server (i.e. step 1 in Figure 1). The server also downloads combined features \bar{Q} excluding $\bar{Q}_{l,c}$ to each client c (i.e. step 3 in Figure 1) to form its memory bank of remote negatives $Q_{s,c}$ as follows.

$$Q_{s,c} = \{\bar{Q}_{l,i} \mid 1 \leq i \leq |C|, i \neq c\} \quad (2)$$

where C is the set of all clients.

On client c , with local negatives $Q_{l,c}$ and remote negatives $Q_{s,c}$, the loss for sample q is defined as:

$$\ell_q = -\log \left[\frac{\exp(q \cdot k^+ / \tau)}{\exp(q \cdot k^+ / \tau) + \sum_{n \in \{Q_l \cup Q_s\}} \exp(q \cdot n / \tau)} \right] \quad (3)$$

where we leave out the client index c in $Q_{l,c}$ and $Q_{s,c}$ for conciseness. ℓ_q is the negative log-likelihood over the probability distribution generated by applying a softmax function to a pair of input q and its positive k^+ , negatives n from both local negatives Q_l and remote negatives Q_s .

Effectiveness of feature fusion. The remote negatives Q_s reduce the FN ratio in local contrastive learning and improves the quality of learned representations on each client. More specifically, in FL with non-IID data, we assume the global dataset D has M classes of data, each class with the same number of data. Each client $c \in C$ has a subset $D_c \subset D$ of the same length in m classes ($m \leq M$) (Zhao et al., 2018; McMahan et al., 2017). For a sample q on client c , when only local negatives $Q_{l,c}$ are used, $\frac{1}{m}|Q_{l,c}|$ negatives will be in the same class as q , which results in an FN ratio $R_{FN} = \frac{1}{m}$. Since m is usually small (e.g. 2) due to limited data diversity, the FN ratio R_{FN} will be large (e.g. 50%) and degrade the quality of learned representations. Different from this, when remote negatives are used, the FN ratio is:

$$R_{FN}(q) = \frac{\frac{1}{m}|Q_{l,c}| + \sum_{i \in C, i \neq c} \mathbb{I}(i, q) \frac{1}{m}|Q_{l,i}|}{|Q_{l,c}| + \sum_{i \in C, i \neq c} |Q_{l,i}|} \leq \frac{1}{m} \quad (4)$$

where $\mathbb{I}(i, q)$ is an indicator function that equals 1 when client i has data of the same class as q , and 0 otherwise.

In most cases, $R_{FN}(q)$ is effectively reduced by the remote negatives. *First*, in the extreme case of non-IID data distribution, where the classes on each client are mutually exclusive (Zhao et al., 2018), all $\mathbb{I}(i, q)$ equal 0 and $R_{FN}(q) = \frac{1}{m} \frac{|Q_{l,c}|}{|Q_{l,c}| + \sum_{i \in C, i \neq c} |Q_{l,i}|} = \frac{1}{m|C|} \ll \frac{1}{m}$. With the remote negatives, the FN ratio is effectively reduced by a factor $|C|$. *Second*, as long as not all clients have data of the same class as q , some elements in $\{\mathbb{I}(i, q)\}_{i=1, i \neq c}^{|C|}$ will be 0, and $R_{FN}(q)$ in Eq.(4) will be smaller than $\frac{1}{m}$. In this case, the FP ratio is also reduced. *Third*, even if the data on each client is IID and all $\mathbb{I}(i, q)$ equal 1, which is unlikely in realistic FL (Hsu et al., 2020), the FN ratio $R_{FN}(q)$ will be $\frac{1}{m}$.

In this case, while $R_{FN}(q)$ is the same as that without remote negatives, the increased diversity of negatives from other clients can still benefit the local contrastive learning.

Further reducing the false negative ratio. To further reduce the FN ratio, we propose to exclude the local negatives by removing Q_l in the denominator of Eq.(3) and only keeping remote negatives Q_s . The corresponding FN ratio becomes:

$$R'_{FN}(q) = \frac{\sum_{i \in C, i \neq c} \mathbb{I}(i, q) \frac{1}{m} |Q_{l,i}|}{\sum_{i \in C, i \neq c} |Q_{l,i}|} = \frac{\sum_{i \in C, i \neq c} \mathbb{I}(i, q) \frac{1}{m}}{\sum_{i \in C, i \neq c} 1} \leq R_{FN}(q) \quad (5)$$

As long as not all other clients have data in the same class as q , some $\mathbb{I}(i, q)$ will be 0. In this way, $R'_{FN}(q) < R_{FN}(q)$ and the FN ratio is further reduced.

Based on the loss ℓ_q for one sample q in Eq.(3), the contrastive loss for one mini-batch B is:

$$\mathcal{L}_{contrast} = \frac{1}{|B|} \sum_{q \in B} \ell_q \quad (6)$$

With the reduced FN ratio and increased data diversity by feature fusion, during local contrastive learning, the data of the same class will be closely clustered, which improves the quality of learned representations.

5 LOCAL LEARNING WITH NEIGHBORHOOD MATCHING

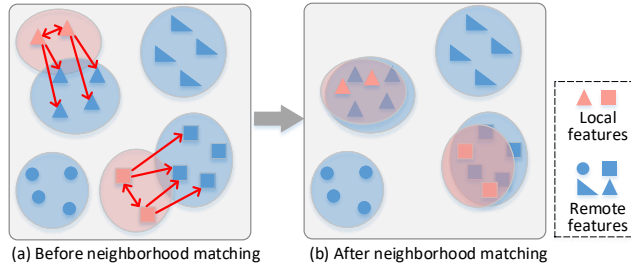


Figure 3: Neighborhood matching aligns each client’s local features to the remote features such that well-clustered features among clients are learned.

In local contrastive learning, each client focuses on learning its local data without considering data on the other clients. As a result, the features of data in the same class but from different clients may not be well-clustered even though they could be clustered for improved representations.

Challenge: To cluster features of local data to the correct remote features, one has to identify local data and remote features that are in the same class. However, since no labels are available for local data and remote features, there is no easy way to identify the correct clusters to push local features to.

To address this challenge, we propose a neighborhood matching approach to identify the remote features to cluster local data with and define an objective function to perform the clustering. First, during local learning on one client, as shown in Figure 3, for each local sample we find N nearest features from both the *remote* and *local* features as neighbors. Then the features of the local sample will be pushed to these neighbors by the proposed entropy-based loss. Since the model is synchronized from the server to clients in each communication round, the remote and local features are encoded by similar models on different clients. Therefore, the neighbors are likely to be in the same class as the local sample being learned, and clustering them will improve the learned representations of global data. In this way, the global model is also improved when aggregating local models.

Identifying neighbors. To push each local sample close to its neighbors, we minimize the entropy of one sample’s matching probability distribution to either a remote feature or a local feature. To improve the robustness, we match one sample to N nearest features at the same time, instead of only one nearest feature. By minimizing the entropy for N nearest neighbors, the sample’s matching probability to each of the nearest neighbors will be individually certain.

For each local sample q_i , we regard top- N closest features, either from local or remote features, as neighbors. To find the neighbors, we first define the neighbor candidates as:

$$Q' = \{Q_{s+l,i} \mid i \sim \mathcal{U}(|Q_s| + K, K)\} \quad (7)$$

where $i \sim \mathcal{U}(|Q_s| + K, K)$ samples K integer indices from $[|Q_s| + K]$ randomly at uniform. $Q_{s+l,i}$ is the element with index i in the union of remote and local features $Q_s \cup Q_l$. For one local sample q_i , the neighbors $P(q_i)$, which are the top- N nearest neighbor candidates Q' , is given by:

$$P(q_i) = \{Q'_j \mid j \in \text{top}N(S_{i,m}), 1 \leq m \leq K\} \quad (8)$$

where $S_{i,m} = \text{sim}(q_i, n_m) = q_i^T \cdot n_m / \|q_i\| \|n_m\|$ is the cosine similarity between q_i and one neighbor candidate $n_m \in Q'$.

Neighborhood matching loss. To make the probability of q_i matching to each $n_j \in P(q_i)$ individually certain, we consider the set:

$$L_j = \{n_j\} \cup \{Q' \setminus P(q_i)\} \in \mathbb{R}^{(K-N+1) \times d} \quad (9)$$

where d is the dimension of one feature vector. L_j contains one of the top- N nearest neighbors n_j and neighbor candidates excluding all other top- N nearest neighbors. Since n_j is one of the top- N nearest neighbors and all other top- N nearest neighbors are excluded, n_j will have the largest cosine similarity with q_i for $n \in L_j$. In this way, the cosine similarity between n_j and q_i will be maximized when the entropy of the similarity distribution is minimized.

Given L_j , the probability that sample q_i is matched to one of the neighbors $n_a \in L_j$ is:

$$p_{i,j,a} = \frac{\exp(q_i^T \cdot n_a / \tau_{nm})}{\sum_{n \in L_j} \exp(q_i^T \cdot n / \tau_{nm})}, n_a \in L_j \quad (10)$$

The temperature τ_{nm} controls the softness of the probability distribution (Hinton et al., 2015). Since n_j has the largest cosine similarity with q_i for $n \in L_j$, $p_{i,j,a}$ will have the largest value when $n_a = n_j$ for $n_a \in L_j$. In this way, when minimizing the entropy of the probability distribution $\{p_{i,j,a}\}_{n_a \in L_j}$, the matching probability of q_i and n_j will be maximized.

For one mini-batch B , to match each sample to its N nearest neighbors, the entropy for all samples in this mini-batch is calculated as:

$$\mathcal{L}_{neigh} = -\frac{1}{|B|} \sum_{i \in B} \frac{1}{N} \sum_{j=1}^N \sum_{a=1}^{K-N+1} p_{i,j,a} \log(p_{i,j,a}) \quad (11)$$

where $K - N + 1$ is the number of features in L_j , and N is the number of nearest neighbors to match. By minimizing \mathcal{L}_{neigh} , each $i \in B$ will be aligned to its top- N nearest neighbors.

Final loss. Based on the contrastive loss with fused features in Eq.(6) and neighborhood matching loss in Eq.(11), the overall objective is formulated as:

$$\mathcal{L} = \mathcal{L}_{contrast} + \lambda \mathcal{L}_{neigh} \quad (12)$$

where λ is a weight parameter.

6 EXPERIMENTAL RESULTS

Datasets, model architecture, and federated settings. We evaluate the proposed approaches on three datasets, including CIFAR-10 (Krizhevsky et al.), CIFAR-100 (Krizhevsky et al.), and Fashion-MNIST (Xiao et al., 2017). We use ResNet-18 as the base encoder and use a 2-layer MLP to project the representations to 128-dimensional feature space (Chen et al., 2020a; He et al., 2020). For each of the three datasets, we consider one IID setting and two non-IID settings. The detailed FL settings and training details can be found in the Appendix.

Metrics. To evaluate the quality of learned representations, we use standard metrics for centralized self-supervised learning, including *linear evaluation* and *semi-supervised learning* (Chen et al., 2020a). Besides, we evaluate by *federated finetuning* for realistic FL. In linear evaluation, a linear classifier is trained on top of the frozen base encoder, and the test accuracy represents the quality of learned representations. We first perform FL by the proposed approaches without labels to learn representation. Then we *fix* the encoder and train a linear classifier on 100% labeled dataset on top of the encoder. The classifier is trained for 100 epochs by the SGD optimizer following the hyper-parameters from (He et al., 2020). In semi-supervised learning, we first train the base encoder

without labels in FL. Then we append a linear classifier to the encoder and *finetune* the whole model on 10% or 1% labeled data for 20 epochs with SGD optimizer following the hyper-parameters from (Caron et al., 2020). In federated finetuning, the learned encoder by the proposed approaches is used as the initialization for finetuning the whole model by supervised FL (McMahan et al., 2017) with few locally labeled data on clients. Detailed federated finetuning settings can be found in the Appendix.

Baselines. We compare the proposed approaches with multiple approaches. *Predicting Rotation* is a self-supervised learning approach by predicting the rotation degrees of images (Gidaris et al., 2018). *DeepCluster-v2* is the improved version of DeepCluster (Caron et al., 2020; 2018) and achieves SOTA performance. *SwAV* and *SimCLR* are SOTA approaches for self-supervised learning (Caron et al., 2020; Chen et al., 2020a). We combine these approaches with FedAvg as *FedRot*, *FedDC*, *FedSwAV*, and *FedSimCLR*. *FedCA* is the SOTA federated unsupervised learning approach with a shared dictionary and online knowledge distillation (Zhang et al., 2020). Besides, we compare with two methods as upper bounds. *MoCo* (He et al., 2020) is a centralized contrastive learning method assuming all data are combined in a single location. We compare with MoCo since the local model in the proposed methods is based on it. *FedAvg* (McMahan et al., 2017) is fully supervised federated learning with labeled data.

6.1 LINEAR EVALUATION

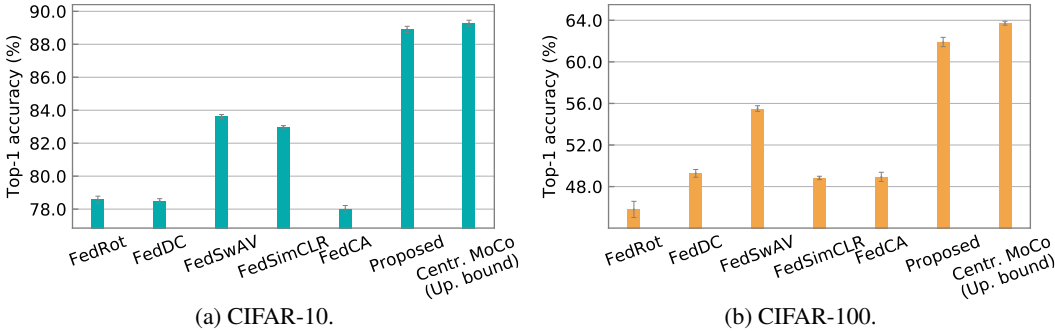


Figure 4: **Linear evaluation accuracy on CIFAR-10 and CIFAR-100 in IID setting.** The classifier is trained by 100% labels on a *fixed* encoder learned by different approaches. Error bar denotes standard derivation over three independent runs.

Linear evaluation on CIFAR-10 and CIFAR-100. We evaluate the proposed approaches by linear evaluation with 100% data labeled for training the classifier on top of the *fixed* encoder learned with unlabeled data by different approaches. The proposed approaches significantly outperform other methods and even match the performance of the centralized upper bound method. The results on CIFAR-10 and CIFAR-100 datasets in the IID setting are shown in Figure 4. On CIFAR-10, the proposed approaches achieve 88.90% top-1 accuracy, only 0.38% below the upper bound method centralized MoCo. The proposed approaches also outperform the SOTA method FedCA by +10.92% top-1 accuracy and the best-performing baseline FedSwAV by +5.28%. On CIFAR-100, the proposed approaches achieve 61.91% top-1 accuracy, outperforming FedCA and the best-performing baseline FedSwAV by 12.98% and 6.40%, respectively, only 1.81% below the upper bound centralized MoCo.

Linear evaluation on various datasets and FL settings. We evaluate the proposed approaches on different datasets and FL settings. The results under the IID setting, non-IID settings 1 and 2 on CIFAR-100 and FMNIST are shown in Table 1. The linear classifier is trained on top of the *fixed* encoder learned with unlabeled data by different approaches. Under all the three FL settings and on both datasets, the proposed approaches significantly outperform the baselines. For example, on CIFAR-100 the proposed approaches outperform the best-performing baseline by 6.40%, 6.09%, and 4.86% under three FL settings, respectively. Besides, compared with the two upper bound methods, the proposed methods match the performance of the upper bound centralized MoCo under IID setting, and outperforms supervised FedAvg on CIFAR-10 under non-IID settings.

6.2 SEMI-SUPERVISED LEARNING

We further evaluate the proposed approaches by *semi-supervised learning*, where both the encoder and classifier are *finetuned* with 10% or 1% labeled data after learning the encoder on unlabeled

Table 1: **Linear classification on CIFAR-10, CIFAR-100, and FMNIST under the IID and two non-IID settings.** 100% labeled data are used for learning the classifier on the *fixed* encoder and top-1 accuracy is reported.

Method	CIFAR-10			CIFAR-100			FMNIST		
	IID	Non-1	Non-2	IID	Non-1	Non-2	IID	Non-1	Non-2
FedRot	78.57	75.88	70.98	45.80	44.57	43.15	83.74	82.65	82.90
FedDC	78.49	69.97	69.34	49.27	49.06	47.21	88.41	85.92	88.35
FedSwAV	83.62	75.07	75.36	55.51	51.45	53.77	89.63	87.11	89.75
FedSimCLR	82.99	71.23	73.30	48.83	45.67	48.46	88.45	84.41	86.23
FedCA	77.98	75.57	75.50	48.93	47.70	48.22	86.98	86.22	86.46
Proposed	88.90	79.07	78.31	61.91	57.54	58.63	91.26	88.13	90.08
<i>Upper bounds</i>									
MoCo (Centralized)	89.28	—	—	63.72	—	—	91.97	—	—
FedAvg (Supervised)	92.88	60.60	59.03	73.08	67.59	66.90	94.12	77.08	69.92

Table 2: **Semi-supervised learning under IID setting (left) and non-IID setting 1 (right).** We *finetune* the encoder and classifier with different ratios of labeled data and report the top-1 accuracy.

Labeled ratio	CIFAR-10		CIFAR-100		FMNIST		Labeled ratio	CIFAR-10		CIFAR-100		FMNIST	
	10%	1%	10%	1%	10%	1%		10%	1%	10%	1%	10%	1%
FedRot	85.38	71.62	43.78	19.84	91.23	47.94	FedRot	77.82	58.48	43.50	18.80	90.80	60.72
FedDC	78.88	44.18	40.69	11.93	88.97	30.25	FedDC	71.25	31.85	40.85	11.42	86.80	37.91
FedSwAV	84.51	48.96	50.23	13.82	90.48	62.08	FedSwAV	78.25	39.87	46.58	14.11	88.77	35.85
FedSimCLR	86.05	75.36	49.54	27.45	91.28	84.46	FedSimCLR	78.49	58.13	46.89	23.86	90.41	80.72
FedCA	84.15	41.25	48.57	8.13	91.67	36.93	FedCA	79.75	58.76	48.10	8.07	89.60	38.98
Proposed	89.27	84.79	58.49	40.71	92.18	85.63	Proposed	84.01	67.87	54.85	31.29	91.29	82.13
MoCo (Centra.)	88.44	81.75	57.76	37.79	92.46	86.78	MoCo (Centra.)	88.44	81.75	57.76	37.79	92.46	86.78

data by different approaches. We evaluate the approaches under the IID FL setting and two non-IID FL settings. Table 2 shows the comparison of our results against the baselines under the IID FL setting (left) and non-IID setting 1 (right). Our approach significantly outperforms the self-supervised baselines with 10% and 1% labels. Notably, the proposed methods even outperform the upper bound method centralized MoCo on CIFAR-10 and CIFAR-100 datasets under the IID setting. Results under non-IID FL setting 2 will be shown in the Appendix for conciseness.

6.3 FEDERATED FINETUNING

Table 3: **Federated finetuning under IID FL setting (left) and non-IID FL setting 1 (right).** We *finetune* the encoder and classifier with different ratios of locally labeled data on clients by supervised FL and report the top-1 accuracy.

Labeled ratio	CIFAR-10		CIFAR-100		FMNIST		Labeled ratio	CIFAR-10		CIFAR-100		FMNIST	
	10%	1%	10%	1%	10%	1%		10%	1%	10%	1%	10%	1%
FedRot	85.16	74.25	49.97	16.65	90.49	82.81	FedRot	57.34	56.80	46.93	17.12	75.02	72.02
FedDC	79.98	71.17	42.81	21.47	90.17	84.22	FedDC	60.37	49.28	40.29	21.20	77.12	73.16
FedSwAV	85.23	78.92	51.67	26.75	91.33	85.10	FedSwAV	57.34	51.93	46.65	22.06	75.45	73.17
FedSimCLR	83.52	75.10	51.73	15.32	91.64	84.31	FedSimCLR	63.05	51.63	47.69	11.19	76.49	73.25
FedCA	82.32	72.77	50.78	21.10	91.57	84.29	FedCA	59.52	57.33	49.14	21.50	73.23	71.34
Proposed	89.33	82.52	56.88	33.15	92.15	87.11	Proposed	65.80	59.30	50.75	28.25	78.81	76.88
FedAvg(Supervised)	74.71	39.35	33.16	8.07	87.95	75.68	FedAvg(Supervised)	48.41	32.33	33.26	8.42	67.42	66.03

We evaluate the performance of the proposed approaches by federated finetuning the learned encoder with few locally labeled data on clients. The results under the IID setting and non-IID setting 1 are shown in Table 3 (left) and Table 3 (right), respectively. On both FL settings and three datasets, the proposed approaches consistently outperform the baselines.

6.4 ABLATIONS

Effectiveness of feature fusion and neighborhood matching. We evaluate three approaches. Contrastive learning (CL) is the approach without feature fusion (FF) or neighborhood matching (NM). CL+FF adds feature fusion, and CL+FF+NM further adds neighborhood matching. We evaluate

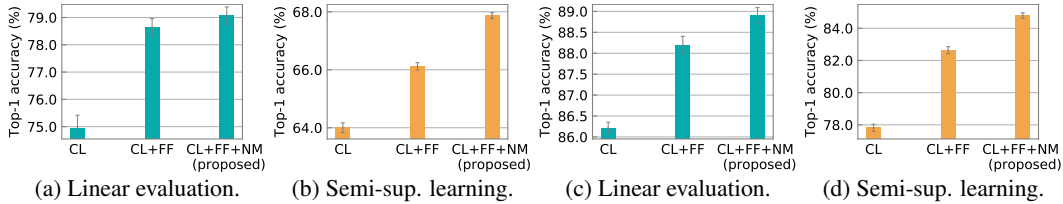


Figure 5: Ablations on CIFAR-10 dataset under *non-IID* FL (a), (b) and *IID* FL (c), (d). CL is contrastive learning. FF is feature fusion and NM is neighborhood matching. Top-1 accuracy of linear classifier and semi-supervised learning (1% labels) are reported.

the three approaches by linear evaluation and semi-supervised learning (1% labels) under both the non-IID FL setting (non-IID setting 1) and IID setting. The results under the non-IID FL setting on CIFAR-10 are shown in Figure 5 (a) and (b). With linear evaluation, CL achieves 74.96% top-1 accuracy. Adding FF improves the accuracy by 3.68%, and adding NM further improves the accuracy by 0.43%. With semi-supervised learning (1% labels), CL achieves 64.00% top-1 accuracy. Adding FF improves the accuracy by 2.12% and adding NM further improves the accuracy by 1.75%. Similar results are observed under the IID FL setting shown in Figure 5 (c) and (d). These results show the effectiveness of the proposed feature fusion and neighborhood matching.

7 CONCLUSION

We propose a framework for collaborative unsupervised visual representation learning. To improve representation learning on each client, we propose feature fusion to provide remote features as accurate contrastive data to each client. To achieve unified representations among clients, we propose neighborhood matching to align each client’s local features to the remote ones. Experiments show superior accuracy of the proposed framework compared with the state-of-the-art.

REFERENCES

- Mathilde Caron, Piotr Bojanowski, Armand Joulin, and Matthijs Douze. Deep clustering for unsupervised learning of visual features. In *Proceedings of the European Conference on Computer Vision (ECCV)*, pp. 132–149, 2018.
- Mathilde Caron, Ishan Misra, Julien Mairal, Priya Goyal, Piotr Bojanowski, and Armand Joulin. Unsupervised learning of visual features by contrasting cluster assignments. *arXiv preprint arXiv:2006.09882*, 2020.
- Ting Chen, Simon Kornblith, Mohammad Norouzi, and Geoffrey Hinton. A simple framework for contrastive learning of visual representations. *arXiv preprint arXiv:2002.05709*, 2020a.
- Yiqiang Chen, Xin Qin, Jindong Wang, Chaohui Yu, and Wen Gao. Fedhealth: A federated transfer learning framework for wearable healthcare. *IEEE Intelligent Systems*, 2020b.
- Spyros Gidaris, Praveer Singh, and Nikos Komodakis. Unsupervised representation learning by predicting image rotations. *arXiv preprint arXiv:1803.07728*, 2018.
- Kaiming He, Haoqi Fan, Yuxin Wu, Saining Xie, and Ross Girshick. Momentum contrast for unsupervised visual representation learning. In *Proceedings of the IEEE/CVF Conference on Computer Vision and Pattern Recognition*, pp. 9729–9738, 2020.
- Geoffrey Hinton, Oriol Vinyals, and Jeff Dean. Distilling the knowledge in a neural network. *arXiv preprint arXiv:1503.02531*, 2015.
- Tzu-Ming Harry Hsu, Hang Qi, and Matthew Brown. Federated visual classification with real-world data distribution. *arXiv preprint arXiv:2003.08082*, 2020.
- Yangsibo Huang, Zhao Song, Kai Li, and Sanjeev Arora. Instahide: Instance-hiding schemes for private distributed learning. In *International Conference on Machine Learning*, pp. 4507–4518. PMLR, 2020.

- Eunjeong Jeong, Seungeun Oh, Hyesung Kim, Jihong Park, Mehdi Bennis, and Seong-Lyun Kim. Communication-efficient on-device machine learning: Federated distillation and augmentation under non-iid private data. *arXiv preprint arXiv:1811.11479*, 2018.
- Yilun Jin, Xiguang Wei, Yang Liu, and Qiang Yang. Towards utilizing unlabeled data in federated learning: A survey and prospective. *arXiv e-prints*, pp. arXiv-2002, 2020.
- Peter Kairouz, H Brendan McMahan, Brendan Avent, Aurélien Bellet, Mehdi Bennis, Arjun Nitin Bhagoji, Keith Bonawitz, Zachary Charles, Graham Cormode, Rachel Cummings, et al. Advances and open problems in federated learning. *arXiv preprint arXiv:1912.04977*, 2019.
- Yannis Kalantidis, Mert Bulent Sariyildiz, Noe Pion, Philippe Weinzaepfel, and Diane Larlus. Hard negative mixing for contrastive learning. *arXiv preprint arXiv:2010.01028*, 2020.
- Alex Krizhevsky, Vinod Nair, and Geoffrey Hinton. Cifar-10 (canadian institute for advanced research). URL <http://www.cs.toronto.edu/~kriz/cifar.html>.
- Tian Li, Anit Kumar Sahu, Manzil Zaheer, Maziar Sanjabi, Ameet Talwalkar, and Virginia Smith. Federated optimization in heterogeneous networks. *arXiv preprint arXiv:1812.06127*, 2018.
- Tian Li, Anit Kumar Sahu, Manzil Zaheer, Maziar Sanjabi, Ameet Talwalkar, and Virginia Smith. Federated optimization in heterogeneous networks. *Proceedings of Machine Learning and Systems*, 2:429–450, 2020.
- Boyi Liu, Lujia Wang, and Ming Liu. Lifelong federated reinforcement learning: a learning architecture for navigation in cloud robotic systems. *IEEE Robotics and Automation Letters*, 4(4): 4555–4562, 2019a.
- Boyi Liu, Lujia Wang, Ming Liu, and Cheng-Zhong Xu. Federated imitation learning: A privacy considered imitation learning framework for cloud robotic systems with heterogeneous sensor data. *arXiv preprint arXiv:1909.00895*, 2019b.
- Jiahuan Luo, Xueyang Wu, Yun Luo, Anbu Huang, Yunfeng Huang, Yang Liu, and Qiang Yang. Real-world image datasets for federated learning. *arXiv preprint arXiv:1910.11089*, 2019.
- Brendan McMahan, Eider Moore, Daniel Ramage, Seth Hampson, and Blaise Aguerre y Arcas. Communication-efficient learning of deep networks from decentralized data. In *Artificial Intelligence and Statistics*, pp. 1273–1282. PMLR, 2017.
- Hung T Nguyen, Vikash Sehwal, Seyyedali Hosseinalipour, Christopher G Brinton, Mung Chiang, and H Vincent Poor. Fast-convergent federated learning. *arXiv preprint arXiv:2007.13137*, 2020.
- Amirhossein Reisizadeh, Aryan Mokhtari, Hamed Hassani, Ali Jadbabaie, and Ramtin Pedarsani. Fedpaq: A communication-efficient federated learning method with periodic averaging and quantization. In *International Conference on Artificial Intelligence and Statistics*, pp. 2021–2031, 2020.
- Bram van Berlo, Aaqib Saeed, and Tanir Ozcelebi. Towards federated unsupervised representation learning. In *Proceedings of the Third ACM International Workshop on Edge Systems, Analytics and Networking*, pp. 31–36, 2020.
- Yawen Wu, Zhepeng Wang, Yiyu Shi, and Jingtong Hu. Enabling on-device cnn training by self-supervised instance filtering and error map pruning. *IEEE Transactions on Computer-Aided Design of Integrated Circuits and Systems*, 39(11):3445–3457, 2020. doi: 10.1109/TCAD.2020.3012216.
- Zhirong Wu, Yuanjun Xiong, Stella X Yu, and Dahua Lin. Unsupervised feature learning via non-parametric instance discrimination. In *Proceedings of the IEEE Conference on Computer Vision and Pattern Recognition*, pp. 3733–3742, 2018.
- Han Xiao, Kashif Rasul, and Roland Vollgraf. Fashion-mnist: a novel image dataset for benchmarking machine learning algorithms. *arXiv preprint arXiv:1708.07747*, 2017.
- Dewen Zeng, Yawen Wu, Xinrong Hu, Xiaowei Xu, Haiyun Yuan, Meiping Huang, Jian Zhuang, Jingtong Hu, and Yiyu Shi. Positional contrastive learning for volumetric medical image segmentation. *arXiv preprint arXiv:2106.09157*, 2021.

Fengda Zhang, Kun Kuang, Zhaoyang You, Tao Shen, Jun Xiao, Yin Zhang, Chao Wu, Yuet-ing Zhuang, and Xiaolin Li. Federated unsupervised representation learning. *arXiv preprint arXiv:2010.08982*, 2020.

Yue Zhao, Meng Li, Liangzhen Lai, Naveen Suda, Damon Cavin, and Vikas Chandra. Federated learning with non-iid data. *arXiv preprint arXiv:1806.00582*, 2018.