

DISCRETE REPRESENTATIONS STRENGTHEN VISION TRANSFORMER ROBUSTNESS

Chengzhi Mao^{2*}, Lu Jiang¹, Mostafa Dehghani¹, Carl Vondrick², Rahul Sukthankar¹, Irfan Essa^{1,3}

¹ Google Research

² Department of Computer Science, Columbia University

³ School of Interactive Computing, Georgia Institute of Technology

{mcz, vondrick}@cs.columbia.edu

{lujiang, dehghani, sukthankar, irfanessa}@google.com

ABSTRACT

Vision Transformer (ViT) is emerging as the state-of-the-art architecture for image recognition. While recent studies suggest that ViTs are more robust than their convolutional counterparts, our experiments find that ViTs are overly reliant on local features (e.g., nuisances and texture) and fail to make adequate use of global context (e.g., shape and structure). As a result, ViTs fail to generalize to out-of-distribution, real-world data. To address this deficiency, we present a simple and effective architecture modification to ViT’s input layer by adding discrete tokens produced by a vector-quantized encoder. Different from the standard continuous pixel tokens, discrete tokens are invariant under small perturbations and contain less information individually, which promote ViTs to learn global information that is invariant. Experimental results demonstrate that adding discrete representation on four architecture variants strengthens ViT robustness by up to 12% across seven ImageNet robustness benchmarks while maintaining the performance on ImageNet.

1 INTRODUCTION

Despite their high performance on in-distribution test sets, deep neural networks fail to generalize under real-world distribution shifts (Barbu et al., 2019). This gap between training and inference poses many challenges for deploying deep learning models in real-world applications where closed-world assumptions are violated. This lack of robustness can be ascribed to learned representations that are overly sensitive to minor variations in local texture and insufficiently adept at representing more robust scene and object characteristics, such as shape and texture.

Vision Transformer (ViT) (Dosovitskiy et al., 2020) has started to rival Convolutional Neural Networks (CNNs) in many computer vision tasks. Recent works found that ViTs are more robust than CNNs (Paul & Chen, 2021; Mao et al., 2021b; Bhojanapalli et al., 2021) and generalize favorably on a variety of visual robustness benchmarks (Hendrycks et al., 2021b; Hendrycks & Dietterich, 2019). These efforts show that ViTs’ robustness comes from the self-attention architecture that captures a globally-contextualized inductive bias than CNNs.

On the other hand, Naseer et al. (2021) and Chen et al. (2021b) have shown that spatial structure contributes less than 3% of ViT’s performance gain, even after strong data augmentation and model regularization. This suggests that ViTs incorrectly rely more on local detail (e.g., texture) than the shape and structure of the object, even though the self-attention is designed to model the global context. We hypothesize that the existing high-dimensional linear tokens contain non-robust nuisances that allow ViT to minimize the empirical risk even without using much of the spatial structure.

In this paper, we propose a simple yet novel input layer for vision transformers, where image patches are represented by *discrete tokens*. To be specific, we discretize an image and represent an image patch as a *discrete token* or “visual word” in a codebook. Our key insight is that discrete tokens capture important features in a low-dimensional space (Oord et al., 2017) preserving shape and

*Work done while interning at Google

structure of the object (see Figure 2). Our approach capitalizes on this discrete representation to promote the robustness of ViT. Using discrete tokens drives ViT towards better modeling of spatial interactions between tokens, given that individual tokens no longer carry enough information to depend on. We also concatenate a low dimensional pixel token to the discrete token to compensate for the potentially missed local details encoded by discrete tokens, especially for small objects.

Our approach only changes the image patch tokenizer to improve generalization and robustness, which is orthogonal to all existing approaches for robustness, and can be integrated into architectures that extend vision transformer. We call the ViT model using our *Discrete representation* the *Dr. ViT*.

Our experiments and visualizations show that incorporating discrete tokens in ViT significantly improves generalization accuracy for all seven out-of-distribution ImageNet benchmarks: ImageNet-Rendition by up to 10%, Stylized-ImageNet by up to 12%, ImageNet-Sketch by up to 10%, and ImageNet-C by up to 10%. Our method establishes the new state-of-the-art by on four benchmarks without any dataset-specific data augmentation. Our work is the first to connect discrete representations to robustness and demonstrate consistent robustness improvements. We will release the code and models to support comparisons and future research.

2 RELATED WORK

Vision Transformer (ViT) (Dosovitskiy et al., 2020), inspired by the Transformer (Vaswani et al., 2017) in NLP, is the first convolution-free architecture that achieves state-of-the-art image classification accuracy. Since its inception, numerous works have proposed improvements to the ViT architecture (Liu et al., 2021; d’Ascoli et al., 2021; Mao et al., 2021b), objective (Chen et al., 2021a), training strategy (Touvron et al., 2021), etc.. Given the difficulty to study all existing ViT models, this paper focuses on the classical ViT model (Dosovitskiy et al., 2020) and its recent published versions. Specifically, Steiner et al. (2021) proposed ViT-AugReg that applies stronger data augmentation and regularization to the ViT model. Tolstikhin et al. (2021) introduced a competitive model called MLP-Mixer to replace self-attention in ViT with multi-layer perceptions (MLP).

We select the above ViT model family (Dosovitskiy et al., 2020; Steiner et al., 2021; Tolstikhin et al., 2021) in our robustness study for three reasons. First, they represent both the very first and one-of-the-best vision transformers in the literature. Second, these models demonstrated competitive performance when pre-trained on sufficiently large datasets such as ImageNet-21K and JFT-300M. Finally, unlike other Transformer models, they provide architectures consisting of solely Transformer layers as well as a hybrid of CNN and Transformer layers. These properties improve our understanding of robustness for different types of network layers and datasets.

Robustness. Recent works established multiple content robustness datasets to evaluate the out-of-distribution generalization of deep models (Barbu et al., 2019; Hendrycks et al., 2021b;a; Wang et al., 2019; Geirhos et al., 2019; Hendrycks & Dietterich, 2019; Recht et al., 2019). In this paper, we consider 7 ImageNet robustness benchmarks of real-world test images (or proxies) where deep models trained on ImageNet are shown to suffer from notable performance drop. Existing works on robustness are targeted at closing the gap in a subset of these ImageNet robustness benchmarks and were extensively verified with the CNNs. Among them, carefully-designed data augmentations (Hendrycks et al., 2021a; Cubuk et al., 2018; Steiner et al., 2021; Mao et al., 2021b;a), model regularization (Wang et al., 2019; Huang et al., 2020b; Hendrycks et al., 2019), and multitask learning (Zamir et al., 2020) are effective to address the issue.

More recently, a few studies (Paul & Chen, 2021; Bhojanapalli et al., 2021; Naseer et al., 2021; Shao et al., 2021) suggest that ViTs are more robust than CNNs. Existing works mainly focused on analyzing the cause of superior generalizability in the ViT model and exploring new data augmentations. As our work focuses on discrete token input, we train the models using the same data augmentation as the ViT-AugReg baseline (Steiner et al., 2021). While tailoring data augmentation (Mao et al., 2021b) may further improve our results, we leave it out of the scope of this paper.

Discrete Representation was used as a visual representation prior to the deep learning revolution, such as in bag-of-visual-words model (Sivic & Zisserman, 2003; Csurka et al., 2004) and VLAD model (Arandjelovic & Zisserman, 2013). Recently, (Oord et al., 2017; Vahdat et al., 2018) proposed neural discrete representation to encode an image as integer tokens. Recent works used discrete representation mainly for image synthesis (Ramesh et al., 2021; Esser et al., 2021). To the best of our

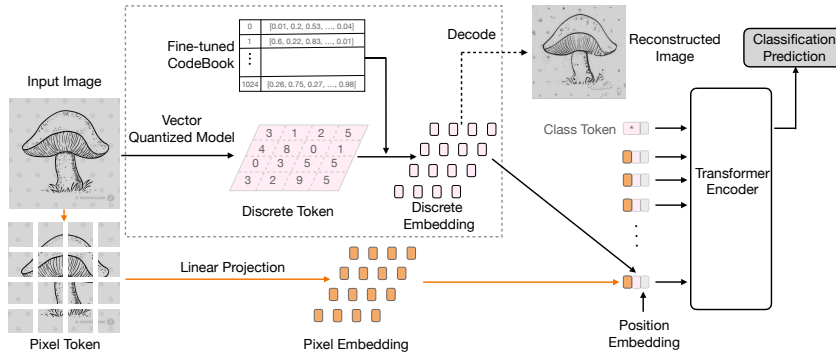


Figure 1: Overview of the proposed ViT using discrete representations. In addition to the pixel embeddings (orange), we introduce discrete tokens and embeddings (pink) as the input to the standard Transformer Encoder of the ViT model (Dosovitskiy et al., 2020).

knowledge, our work is the first to demonstrate discrete representations strengthening robustness. The closest work to ours is BEiT (Bao et al., 2021) that pretrains the ViTs to predict the masked tokens. However, the tokens are discarded after pretraining, where the ViT model can still overfit the non-robust nuisances in the pixel tokens at later finetuning stage, undermining its robustness.

3 METHOD

3.1 PRELIMINARY ON VISION TRANSFORMER

Vision Transformer (Dosovitskiy et al., 2020) is a pure transformer architecture that operates on a sequence of image patches. The 2D image $\mathbf{x} \in \mathbb{R}^{H \times W \times C}$ is flattened into a sequence of image patches, following the raster scan, denoted by $\mathbf{x}_p \in \mathbb{R}^{L \times (P^2 \cdot C)}$, where $L = \frac{H \times W}{P^2}$ is the effective sequence length and $P^2 \times C$ is the dimension of image patch. A learnable classification token $\mathbf{x}_{\text{class}}$ is prepended to the patch sequence, then the position embedding \mathbf{E}_{pos} is added to formulate the final input embedding \mathbf{h}_0 .

$$\mathbf{h}_0 = [\mathbf{x}_{\text{class}}; \mathbf{x}_p^1 \mathbf{E}; \mathbf{x}_p^2 \mathbf{E}; \dots; \mathbf{x}_p^L \mathbf{E}] + \mathbf{E}_{\text{pos}}, \quad \mathbf{E} \in \mathbb{R}^{(P^2 \cdot C) \times D}, \mathbf{E}_{\text{pos}} \in \mathbb{R}^{(L+1) \times D} \quad (1)$$

$$\mathbf{h}'_\ell = \text{MSA}(\text{LN}(\mathbf{h}_{\ell-1})) + \mathbf{h}_{\ell-1}, \quad \ell = 1, \dots, L_f \quad (2)$$

$$\mathbf{h}_\ell = \text{MLP}(\text{LN}(\mathbf{h}'_\ell)) + \mathbf{h}'_\ell, \quad \ell = 1, \dots, L_f \quad (3)$$

$$\mathbf{y} = \text{LN}(\mathbf{h}_L^0), \quad (4)$$

The architecture of ViT closely follows that of the Transformer (Vaswani et al., 2017), which alternates layers of multi-headed self-attention (MSA) and multi-layer perceptron (MLP) with Layer-Norm (LN) and residual connections being applied to every block. We denote the number of blocks as L_f .

This paper considers the ViT model family consisting of 4 ViT backbones: the vanilla ViT discussed above, ViT-AugReg (Steiner et al., 2021) which shares the same ViT architecture but applies stronger data augmentation and regularization, MLP-Mixer (Tolstikhin et al., 2021) which replaces self-attention in ViT with MLP, a variant called Hybrid-ViT which replaces the raw image patches in Equation 1 with the CNN features extracted by a ResNet-50 (He et al., 2016).

3.2 ARCHITECTURE

Existing ViTs represent an image patch as a sequence of *pixel tokens*, which are linear projections of flattened image pixels. We propose a novel architecture modification to the input layer of the vision transformer, where an image patch \mathbf{x}_p is represented by a combination of two embeddings. As illustrated in Fig. 1, in addition to the original pixel-wise linear projection, we discretize an image patch into an *discrete token* in a codebook $\mathbf{V} \in \mathbb{R}^{K \times d_c}$, where K is the codebook size and d_c is the dimension of the embedding. The discretization is achieved by a vector quantized (VQ) encoder p_θ that produces an integer z for an image patch x as:

$$p_\theta(z = k|x) = \mathbf{1}(k = \arg \min_{j=1:K} \|z_e(x) - \mathbf{V}_j\|_2), \quad (5)$$



Figure 2: Comparison of pixel tokens (top) and the reconstructed image decoded from the discrete tokens (bottom). Discrete tokens capture important shapes and structures but may lose local texture.

where $z_e(x)$ denotes the output of the encoder network and $\mathbf{1}(\cdot)$ is the indicator function.

The encoder is applied to the patch sequence $\mathbf{x}_p \in \mathbb{R}^{L \times (P^2 \cdot C)}$ to obtain an integer sequence $\mathbf{z}_d \in \{1, 2, \dots, K\}^L$. Afterward, we use the embeddings of both discrete and pixel tokens to construct the input embedding to the ViT model. Specifically, the input embedding in Equation 1 is replaced by:

$$\mathbf{h}_0 = [\mathbf{x}_{\text{class}}; f(\mathbf{V}_{\mathbf{z}_d^1}, \mathbf{x}_p^1 \mathbf{E}); f(\mathbf{V}_{\mathbf{z}_d^2}, \mathbf{x}_p^2 \mathbf{E}); \dots; f(\mathbf{V}_{\mathbf{z}_d^L}, \mathbf{x}_p^L \mathbf{E})] + \mathbf{E}_{\text{pos}}, \quad (6)$$

where f is the function, embodied as a neural network layer, to combine the two embeddings. We empirically compared four network designs for f and found that the simplest concatenation works best. Note that our model only modifies the input layer of ViT (Equation 1) and leaves intact the remaining layers depicted in Equation 2-4.

Comparison of pixel and discrete embeddings: Pixel and discrete embeddings represent different aspects of the input image. *Discrete embeddings* capture important features in a low-dimension space (Oord et al., 2017) that preserves the global structure of an object but lose local details. Fig. 2 compares the original image (top) and the reconstructed images decoded from the discrete embeddings of our model (bottom). As shown, the decoded images from discrete embeddings reasonably depict the object shape and global context. Due to the quantization, the decoder hallucinates the local textures, e.g., in the cat’s eye, or the text in the “vulture” and “flamingo” images. It is worth noting that the VQ encoder/decoder is only trained on ImageNet 2012 but they can generalize to out-of-distribution images. Please see more examples in Appendix A.

On the flip side, *pixel embeddings* capture rich details through the linear projection from raw pixels. However, given the expressive power of transformers, ViTs can spend capacity on local textures or nuance patterns that are often circumferential to robust recognition. Since humans recognize images primarily relying on the shape and semantic structure, this discrepancy to human perception undermines ViT’s generalization on out-of-distribution data. Our proposed model leverages the power of both embeddings to promote the interaction between modeling global and local features.

3.3 TRAINING PROCEDURE

The training comprises two stages: pretraining and finetuning. First, we pretrain the VQ-VAE encoder and decoder (Oord et al., 2017) on the given training set. We do not use labels in this step. In the finetuning stage, as shown in Fig. 3a, we train the proposed ViT model from scratch and finetune the discrete embeddings. Due to the straight-through gradient estimation in VQ-VAE (Oord et al., 2017), we stop the back-propagation after the discrete embedding.

Now we discuss the objective that the proposed ViT model optimizes. Let $q_\phi(z|x)$ denote the VQ encoder, parameterized by network weights ϕ , to represent an image x into a sequence of integer tokens z . The decoder models the distribution $p_\theta(x|z)$ over the RGB image generated from discrete tokens. $p_\psi(y|x, z)$ stands for the proposed vision transformer shown in Fig. 1.

We factorize the joint distribution of image x , label y , and the discrete token z by $p(x, y, z) = p_\phi(x|z)p_\psi(y|x, z)p(z)$. Our overall training procedure is to maximize the evidence lower bound

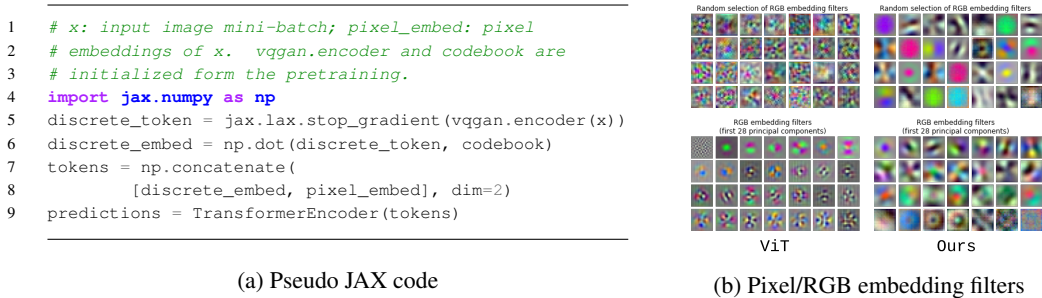


Figure 3: (a) Pseudo code for training the proposed ViT model. (b) Comparing visualized pixel embeddings of the ViT and our model. Top row shows the randomly selected filters and Bottom shows the first 28 principal components. Our filters capture more structural and shape patterns.

(ELBO) on the joint likelihood:

$$\log p(x, y) \geq \mathbb{E}_{q_\phi(z|x)}[\log p_\theta(x|z)] - D_{\text{KL}}[q_\phi(z|x)||p_\psi(y|x, z)p(z)] \quad (7)$$

In the first stage, we maximize the ELBO with respect to ϕ and θ , which corresponds to learning the VQ-VAE encoder and decoder. Following Oord et al. (2017), we employ a fixed prior such that the regularization term (KL divergence in Equation 7) amounts to a constant $\log K$. Our implementation uses VQ-GAN (Esser et al., 2021) which adds a GAN loss for better decoding quality. Details are discussed in Appendix A.2.

In the finetuning stage, we optimize ψ while holding θ and ϕ fixed, which corresponds to learning a ViT and finetuning the discrete embeddings. This can be seen by rearranging the ELBO:

$$\log p(x, y) \geq \mathbb{E}_{q_\phi(z|x)}[\log p_\psi(y|x, z)] + \mathbb{E}_{q_\phi(z|x)}[\log \frac{p_\theta(x|z)p(z)}{q_\phi(z|x)}], \quad (8)$$

where $p_\psi(y|x, z)$ is the proposed ViT model. The first term denotes the likelihood for classification that is learned by minimizing the multi-class cross-entropy loss. The second term becomes a constant given the fixed θ and ϕ .

Our pretraining and finetuning strategy is partially inspired by the DALL-E model (Ramesh et al., 2021). We find this strategy outperforms the joint training strategy where the learning of pixel embeddings can overwhelm the learning of discrete embeddings as the former is much shallower and hence easier to learn. Pretraining allows the encoder to start with reasonable initialization and prevents the ViT model to bypass using discrete embeddings. It is important to note that the discrete embeddings are learned end-to-end in both pretraining and finetuning.

4 EXPERIMENTS

4.1 EXPERIMENTAL SETUP

Datasets. In the experiments, we train all the models, including ours, on *ImageNet 2012* or *ImageNet-21K* under the same training settings, where we use identical training data, batch size, and learning rate schedule, etc. Afterward, the trained models are tested on the ImageNet robustness benchmarks to assess their robustness and generalization capability.

In total, we evaluate the models on nine benchmarks. ImageNet and ImageNet-Real are two in-distribution datasets. *ImageNet* (Deng et al., 2009) is the standard validation set of ILSVRC2012. *ImageNet-Real* (Beyer et al., 2020) revises the ImageNet validation set with a more robust labeling procedure, which measures model’s generalization on different labeling procedures.

Seven out-of-distribution (OOD) datasets are considered. Fig. 5 shows their example images. *ImageNet-Rendition* (Hendrycks et al., 2021a) is an OOD dataset that contains renditions, such as art, cartoons, of 200 ImageNet classes. *Stylized-ImageNet* (Geirhos et al., 2019) is used to induce the texture vs. the shape bias by stylizing the ImageNet validation set with 79,434 paintings. The “shape ImageNet labels” are used as the label. *ImageNet-Sketch* (Wang et al., 2019) is a “black

and white” dataset constructed by querying the sketches of the 1,000 ImageNet categories. *ObjectNet* (Barbu et al., 2019) is an OOD test set that controls the background, context, and viewpoints of the data. Following the standard practice, we evaluate the performance on the 113 overlapping ImageNet categories. *ImageNet-V2* (Recht et al., 2019) is a new and more challenging test set collected for ImageNet. The split “matched-frequency” is used. *ImageNet-A* (Hendrycks et al., 2021b) is a natural adversarial dataset that contains real-world, unmodified, natural examples that cause image classifiers to fail significantly. *ImageNet-C* (Hendrycks & Dietterich, 2019) evaluates the model’s robustness under common corruptions. It contains 5 series of 15 synthetic corruptions including ‘Defocus,’ ‘Fog,’ and ‘JPEG compression’.

Models. We verify our method on three ViT backbones: the classical ViT (Dosovitskiy et al., 2020) termed as ViT Vanilla, ViT-AugReg (Steiner et al., 2021), and MLP Mixer (Tolstikhin et al., 2021). By default, we refer ViT to ViT-AugReg considering its superior performance. For ViT, we study the Tiny (Ti), the Small (S), and the Base (B) variants, all using the patch size of 16x16. We also compare with a CNN-based ResNet (He et al., 2016) baseline, and the Hybrid-ViT model (Dosovitskiy et al., 2020) that replaces image patch embedding with a ResNet-50 encoder.

Implementation details We implement our model in Jax and optimize all models with Adam (Kingma & Ba, 2014). Unless specified otherwise, the input images are resized to 224x224, trained with a batch size of 4,096, with a weight decay of 0.1. We use a linear learning rate warm-up and cosine decay. On *ImageNet*, the models are trained for 300 epochs using three ViT model variants, i.e. Ti, S, and B, from small to large. The VQ-GAN model is also trained on ImageNet for 100K steps using a batch size of 256. The codebook size is $K = 1024$, and the codebook embeds the discrete token into $d_c = 256$ dimensions. For discrete ViT-B, we use average pooling on the final features. On *ImageNet-21K*, we train 90 epochs. We finetune on a higher resolution on ImageNet, with Adam and 1e-4 learning rate, batch size 512, for 20K iterations. The quantizer model is a VQ-GAN and is trained on ImageNet-21K only with codebook size $K = 8,192$. All models including ours use the same augmentation (RandAug and Mixup) as in the ViT baseline (Steiner et al., 2021). More details can be found in the Appendix.

Table 1: Model performance trained on ImageNet. All columns indicate the top-1 classification accuracy except the last column ImageNet-C which indicates the mean Corruption Error (the lower the better). The bold number indicates higher accuracy than the corresponding baseline. The box highlights the best accuracy.

Model	ImageNet		Real		Rendition		Stylized		Out of Distribution Robustness Test			
	ImageNet	Real	Rendition	Stylized	Sketch	ObjectNet	V2	A	C ↓			
ResNet-50	76.61	83.01	36.35	6.56	23.06	26.52	64.7	4.83	75.07			
ViT-B Vanilla	72.47	78.69	24.56	5.94	14.34	13.44	59.32	5.23	88.72			
+ Ours (discrete only)	73.73	79.63	34.61	8.94	23.66	20.84	60.30	6.45	74.82			
ViT-Ti	58.75	66.30	21.37	6.17	10.76	12.63	46.89	3.73	86.62			
+Ours (discrete only)	61.74	69.94	32.35	13.44	19.94	15.35	50.60	3.81	83.62			
MLPMixer	68.33	74.74	30.65	7.03	21.54	13.47	53.52	5.20	81.11			
+ Ours (discrete only)	68.00	74.36	33.85	8.98	25.36	15.44	54.12	4.88	80.75			
+ Ours	69.23	76.04	36.27	13.05	26.34	16.45	55.68	4.84	72.06			
Hybrid ViT-S	75.10	81.45	34.01	7.42	26.69	24.50	62.53	6.17	69.26			
ViT-S	75.21	82.36	34.39	10.39	23.27	24.50	63.00	10.39	61.99			
+ Ours (discrete only)	72.42	80.14	42.58	18.44	31.16	23.95	60.89	7.52	66.82			
+ Ours	77.03	83.59	39.02	14.22	28.78	26.49	64.49	11.85	56.89			
Hybrid ViT-B	74.94	80.54	33.03	7.50	25.33	23.08	61.30	7.44	69.61			
ViT-B	78.73	84.85	38.15	10.39	28.60	28.71	67.34	16.92	53.51			
+ Ours (discrete only)	78.67	84.28	48.82	22.19	39.10	30.27	66.52	14.77	55.21			
+ Ours	79.48	84.86	44.77	19.38	34.59	30.55	68.05	17.20	46.22			
ViT-B (384x384)	81.63	85.06	38.23	7.58	28.07	32.36	68.57	24.01	59.01			
+ Ours	81.83	86.48	44.70	14.06	35.72	36.01	70.33	27.19	46.32			

4.2 MAIN RESULTS

Table 1 shows the results of the models trained on ImageNet. All models are trained under the same setting with the same data augmentation from Steiner et al. (2021) except for the ViT-B Vanilla row, which uses the data augmentation from Dosovitskiy et al. (2020). Our improvement is entirely attributed to the additional discrete representations. By adding discrete representations, all ViT

variants, including Ti, S, and B, improve robustness across all eight benchmarks. For example, with ViT-B+Ours, our approach improves the top-1 accuracy on ImageNet-Rendition by **6%**, Stylized-ImageNet by **9%**, ImageNet-Sketch by **6%**, and ImageNet-C by **7%**. When only using discrete representations as denoted by “(discrete only)”, we observe a larger margin of improvement (**10%-12%**) on the datasets depicting object shape: Rendition, Sketch, and Stylized-ImageNet. It is worth noting that it is a challenging robustness test to obtain gains across all the benchmarks as different datasets may capture distinct types of data distributions.

Table 2: Model performance when pretrained on ImageNet21K and finetuned on ImageNet with 384x384 resolution. See the caption of Table 1 for more description.

Model	ImageNet	Real	Out of Distribution Robustness Test						
			Rendition	Stylized	Sketch	ObjectNet	V2	A	C ↓
ViT-B	84.20	88.61	51.23	13.59	37.83	44.30	74.54	46.59	49.62
+ Ours (discrete only)	83.40	88.44	55.26	19.69	44.72	43.92	72.68	36.64	45.86
+ Ours	84.43	88.88	54.64	18.05	41.91	44.61	75.17	44.97	38.74
+ Ours (512x512)	85.07	89.04	54.27	16.02	41.92	46.62	75.55	52.64	38.97

Our approach scales as more training data is available. Table 2 shows the performance for the models pretrained on ImageNet-21K and finetuned on ImageNet. Training on sufficiently large datasets inherently improves robustness (Bhojanapalli et al., 2021) but also renders further improvement even more challenging. Nevertheless, our model consistently improves the baseline ViT-B model across all robustness benchmarks (by up to 10%). The results in Table 1 and Table 2 validate our model as a generic approach to improve the generalization capabilities on out-of-distribution test sets. Importantly, our method is highly effective for the models pretrained on the sufficiently large ImageNet-21k dataset.

Qualitative results We hypothesize that our robustness improvement stems from better capture of global contexts with discrete representations, which promote ViT to utilize more shape, than texture, for recognition. We below present qualitative results to substantiate this hypothesis. First, following (Dosovitskiy et al., 2020), we visualize the learned pixel embeddings, called filters, of the ViT-B model and compare them with ours in Fig. 3b with respect to (1) randomly selected filters (the top row in Fig. 3b) and (2) the first principle components (the bottom). The evident visual differences suggest that our learned filters capture structural patterns that are more global.




Figure 4: (i) Attention map. (ii) Heat map of averaged attention from images in a mini-batch. See Appendix A.1.3 for details.

Second, we compare the attention from the classification tokens in Fig. 4, where (i) visualizes the individual images and (ii) averages attention values of all the image in the same mini-batch. Our model attends to image regions that are semantically relevant for classification and captures more global contexts relative to the central object.

Finally, we investigate what information is preserved in discrete representations. Specifically, we reconstruct images by the VQ-GAN decoder from the discrete tokens and finetuned discrete embeddings. Fig. 5 visualizes representative examples from ImageNet and the seven robustness benchmarks. By comparing the original and decoded images in Fig. 5, we find the discrete representation preserves object shape but can perturb unimportant local signals like textures. For example, the decoded image changes the background but keeps the dog shape in the last image of the first row. Similarly, it hallucinates the text but keeps the bag shape in the first image of the third row. In the first image of ImageNet-C, the decoding deblurs the bird image by making the shape sharper. Note that the discrete representation is learned only on the ImageNet dataset, and it can generalize to the other out-of-distribution test datasets. We present more results with failure cases in Appendix A.1.1.




Figure 5: Visualization of the eight evaluation benchmarks. Each image consists of the original test image (Left) and the decoded image from the finetuned discrete embeddings (Right). Note that the encoder and decoder are trained only on ImageNet 2012 data but generalize on out-of-distribution datasets. See more examples in Appendix A.1.1.

Table 3: Comparison to the state-of-the-art classification accuracy on three ImageNet robustness datasets.

Model	Rendition	Model	Sketch	Model	Stylized Top5
ResNet 50	36.1	Huang et al. (2020a)	16.1	BagNet-9	1.4
ResNet 50 *21K	37.2	RandAug + Mixup	17.7	BagNet-17	2.5
DeepAugment	42.2	Xu et al. (2020)	18.1	BagNet-33	4.2
DeepAugment + AugMix	46.8	Mishra et al. (2020)	24.5	ResNet-50	16.4
RandAug + Mixup	29.6	Hermann et al. (2020)	30.9		
ViT-B	38.2	ViT-B	23.3	ViT-B	22.2
Our ViT-B (discrete only)	48.8	Our ViT-B (discrete only)	39.1	ViT-B *21K	31.3
Our ViT-B *21K	55.3	Our ViT-B (discrete only) *21K	44.7	Our ViT-B (discrete only)	40.3

(a) ImageNet-Rendition

(b) ImageNet-Sketch

(c) Stylized-ImageNet

Comparison to the State-of-the-Art We compare our model with the state-of-the-art results on four datasets in Table 3 and Table 4. It is noteworthy that different from the compared approaches that are tailored to specific datasets, our method is generic and uses the same data augmentation as our ViT baseline (Steiner et al., 2021), i.e. RandAug and Mixup, for all datasets.

On *ImageNet-R*, we compare with the leaderboard numbers from (Hendrycks et al., 2021a). Trained on ImageNet, our approach beats the state-of-the-art DeepAugment+AugMix approach by 2%. Notice that the augmentation we used—RandAug+MixUp—is 17% worse than the DeepAugment+AugMix on ResNets. Our performance can be further improved by another 6% when pre-trained on ImageNet-21K. On *ImageNet-Sketch*, we surpass the state-of-the-art (Hermann et al., 2020) by 8%. On *Stylized-ImageNet*, our approach improves 18% top-5 accuracy by switching to discrete representation. On *ImageNet-C*, our approach slashes the prior mCE by up to 10%.

4.3 ABLATION STUDIES

Position embedding: local vs. global context. In this ablation study, we compare the contribution of position embedding in the ViT-B and ViT-B+Ours models trained on ImageNet. As position

Table 4: State-of-the-art mean Corruption Error (mCE) ↓ rate on ImageNet-C (the smaller the better).

Model	mCE ↓	Gauss	Shot	Impul	Defoc	Glass	Motion	Zoom	Snow	Frost	Fog	Bright	Contrast	Elastic	Pixel	JPEG
Resnet152 (He et al., 2016)	69.27	72.5	73.4	76.3	66.9	81.4	65.7	74.5	70.7	67.8	62.1	51.0	67.1	75.6	68.9	65.1
+Stylized (Geirhos et al., 2019)	64.19	63.3	63.1	64.6	66.1	77.0	63.5	71.6	62.4	65.4	59.4	52.0	62.0	73.2	55.3	62.9
+GenInt (Mao et al., 2021a)	61.70	59.2	60.2	62.4	60.7	70.8	59.5	69.9	64.4	63.8	58.3	48.7	61.5	70.9	55.2	60.0
DA (Hendrycks et al., 2021a)	53.60	-	-	-	-	-	-	-	-	-	-	-	-	-	-	-
ViT-B	52.71	43.0	47.2	44.4	63.2	73.4	55.1	70.8	51.6	45.6	35.2	44.2	41.3	61.6	54.0	59.4
ViT-B + Ours	46.22	36.9	38.6	36.0	54.6	57.4	53.4	63.2	45.4	38.7	34.1	40.9	39.6	56.6	45.0	53.0
ViT-B *21K	49.62	47.0	48.3	46.0	55.7	65.6	46.7	54.0	40.0	40.6	32.2	42.3	42.0	57.1	63.1	63.6
ViT-B + Ours *21K	38.74	30.5	30.6	29.2	47.3	54.3	44.4	49.4	34.5	31.7	25.7	34.7	33.1	52.9	39.5	43.2

embedding is the only vehicle to equip ViT with global input information, its contribution suggests to what degree the model makes use of global contexts, such as the object shape, for recognition.

In Table 9, we remove position embeddings from both models and measure the relative performance drops. Removing position embedding from the standard ViT model only leads to a marginal performance drop (2.8%) on ImageNet, which is consistent with the recent finding in (Naseer et al., 2021; Chen et al., 2021b). However, without spatial embedding, our model accuracy drops by 29% on ImageNet, and by a significant 36%-94% on the robustness benchmarks. This result shows that spatial information is more crucial in our model, which also suggests our model relies on more global shape and less local texture for recognition. This result quantitatively substantiates our hypothesis that our robustness improvement stems from better capture of spatial contexts.

Table 5: Contribution of position embedding for robust recognition as measured by the relative performance drop when the position embedding is removed. Position embedding is much more crucial in our model.

Model	ImageNet	Real	Out of Distribution Robustness Test						
			Rendition	Stylized	Sketch	ObjectNet	V2	A	C ↓
ViT-B	78.73	84.85	38.15	10.39	28.6	28.71	67.34	16.92	53.51
-w/o. PosEmb	76.51	77.01	28.25	5.86	15.17	24.02	63.22	13.13	69.99
Relative drop (%)	2.8%	9.2%	26.0%	43.6%	47.0%	16.3%	6.1%	22.4%	30.8%
Ours ViT-B	79.48	84.86	44.77	19.38	34.59	30.55	68.05	17.20	46.22
- w/o. PosEmb	56.27	59.06	17.24	4.14	6.57	11.36	42.98	3.51	89.76
Relative drop (%)	29.2%	30.4%	61.5%	78.6%	81.0%	62.8%	36.8%	79.6%	94.2%

Model capacity vs. robustness. Does our robustness come from using larger models? Fig. 6 shows the robustness vs. the number of parameters for the ViT baselines (blue) and our models (orange). We use ViT variants Ti, S, B, and two hybrid variants Hybrid-S and Hybrid-B, as baselines. We use “+Our” to denote our method and “+Small” to indicate that we use the small version of quantization encoder (cf. Appendix A.5.1). With a similar amount of model parameters, our model outperforms the ViT and Hybrid-ViT in robustness.

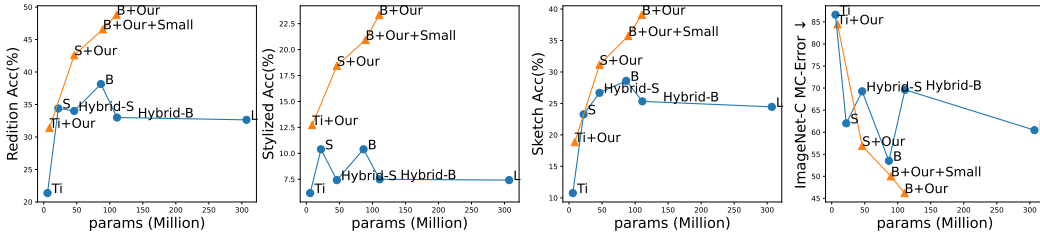


Figure 6: The robustness vs. #model-parameters on ImageNet-R, Stylized, ImageNet-Sketch, and ImageNet-C. Our models (orange) achieve better robustness with a similar model capacity.

Codebook size vs. robustness. In Table 6, we conduct an ablation study on the size of the codebook, from 1024 to 8192, using the small variant of our quantized encoder trained on ImageNet. A larger codebook size gives the model more capacity, making the model closer to a continuous one. Overall, Stylized-ImageNet benefits the most when the feature is highly quantized. With a medium codebook size, the model strikes a good balance between quantization and capacity, achieving the best overall performance. A large codebook size learned on ImageNet can hurt performance.

Table 6: The impact of codebook size for robustness.

CodeBook Size	ImageNet	Real	Out of Distribution Robustness Test						
			Rendition	Stylized	Sketch	ObjectNet	V2	A	C ↓
1024	76.63	77.69	45.92	21.95	35.02	26.03	64.18	10.68	58.64
4096	77.31	78.17	47.04	21.33	35.71	27.72	64.79	11.37	57.26
8192	77.04	77.92	46.58	20.94	35.72	27.54	65.23	11.00	57.89

Network designs for combining the embeddings. In Appendix A.3, we experiment with 4 different designs, including addition, concatenation, gate filtering, and cross-attention, to combine the discrete and pixel embeddings. Among them, the simple concatenation yields the best overall result.

5 CONCLUSION AND FUTURE WORK

This paper introduces a simple yet highly effective input representations for vision transformers, in which an image patch is represented as the combined embeddings of pixel and discrete tokens. The results show the proposed method is generic and works with several vision transformer architectures, improving robustness across seven out-of-distribution ImageNet benchmarks. Our new findings connect the robustness of vision transformer to discrete representation, which hints towards a new direction for understanding and improving robustness. The future direction may include 1) designing better architectures to combine the discrete and pixel embeddings, 2) learning an improved codebook that can accurately decode small objects, and 3) optimizing the model for space and computation efficiency.

REFERENCES

- Samira Abnar and Willem Zuidema. Quantifying attention flow in transformers. *arXiv preprint arXiv:2005.00928*, 2020.
- Relja Arandjelovic and Andrew Zisserman. All about VLAD. In *CVPR*, 2013.
- Hangbo Bao, Li Dong, and Furu Wei. Beit: Bert pre-training of image transformers. *arXiv preprint arXiv:2106.08254*, 2021.
- Andrei Barbu, David Mayo, Julian Alverio, William Luo, Christopher Wang, Dan Gutfreund, Josh Tenenbaum, and Boris Katz. ObjectNet: A large-scale bias-controlled dataset for pushing the limits of object recognition models. In *NeurIPS*, 2019.
- Lucas Beyer, Olivier J Hénaff, Alexander Kolesnikov, Xiaohua Zhai, and Aäron van den Oord. Are we done with imagenet? *arXiv preprint arXiv:2006.07159*, 2020.
- Srinadh Bhojanapalli, Ayan Chakrabarti, Daniel Glasner, Daliang Li, Thomas Unterthiner, and Andreas Veit. Understanding robustness of transformers for image classification. *arXiv preprint arXiv:2103.14586*, 2021.
- Xiangning Chen, Cho-Jui Hsieh, and Boqing Gong. When vision transformers outperform resnets without pretraining or strong data augmentations. *arXiv preprint arXiv:2106.01548*, 2021a.
- Xinlei Chen, Saining Xie, and Kaiming He. An empirical study of training self-supervised vision transformers. *arXiv preprint arXiv:2104.02057*, 2021b.
- Gabriella Csurka, Christopher R. Dance, Lixin Fan, Jutta Willamowski, and Cédric Bray. Visual categorization with bags of keypoints. In *In Workshop on Statistical Learning in Computer Vision, ECCV*, pp. 1–22, 2004.
- Ekin D Cubuk, Barret Zoph, Dandelion Mane, Vijay Vasudevan, and Quoc V Le. Autoaugment: Learning augmentation policies from data. *arXiv preprint arXiv:1805.09501*, 2018.
- Stéphane d’Ascoli, Hugo Touvron, Matthew Leavitt, Ari Morcos, Giulio Biroli, and Levent Sagun. Convit: Improving vision transformers with soft convolutional inductive biases. *arXiv preprint arXiv:2103.10697*, 2021.
- Jia Deng, Wei Dong, Richard Socher, Li-Jia Li, Kai Li, and Li Fei-Fei. Imagenet: A large-scale hierarchical image database. In *CVPR*, 2009.
- Alexey Dosovitskiy, Lucas Beyer, Alexander Kolesnikov, Dirk Weissenborn, Xiaohua Zhai, Thomas Unterthiner, Mostafa Dehghani, Matthias Minderer, Georg Heigold, Sylvain Gelly, et al. An image is worth 16x16 words: Transformers for image recognition at scale. *arXiv preprint arXiv:2010.11929*, 2020.
- Patrick Esser, Robin Rombach, and Bjorn Ommer. Taming transformers for high-resolution image synthesis. In *CVPR*, 2021.

- Robert Geirhos, Patricia Rubisch, Claudio Michaelis, Matthias Bethge, Felix A Wichmann, and Wieland Brendel. ImageNet-trained CNNs are biased towards texture; increasing shape bias improves accuracy and robustness. In *ICLR*, 2019.
- Kaiming He, Xiangyu Zhang, Shaoqing Ren, and Jian Sun. Deep residual learning for image recognition. In *CVPR*, 2016.
- Dan Hendrycks and Thomas Dietterich. Benchmarking neural network robustness to common corruptions and perturbations. In *ICLR*, 2019.
- Dan Hendrycks, Mantas Mazeika, Saurav Kadavath, and Dawn Song. Using self-supervised learning can improve model robustness and uncertainty. *arXiv preprint arXiv:1906.12340*, 2019.
- Dan Hendrycks, Steven Basart, Norman Mu, Saurav Kadavath, Frank Wang, Evan Dorundo, Rahul Desai, Tyler Zhu, Samyak Parajuli, Mike Guo, Dawn Song, Jacob Steinhardt, and Justin Gilmer. The many faces of robustness: A critical analysis of out-of-distribution generalization. In *ICCV*, 2021a.
- Dan Hendrycks, Kevin Zhao, Steven Basart, Jacob Steinhardt, and Dawn Song. Natural adversarial examples. *CVPR*, 2021b.
- Katherine Hermann, Ting Chen, and Simon Kornblith. The origins and prevalence of texture bias in convolutional neural networks. In *NeurIPS*, 2020.
- Zeyi Huang, Haohan Wang, Eric P Xing, and Dong Huang. Self-challenging improves cross-domain generalization. In *Computer Vision—ECCV 2020: 16th European Conference, Glasgow, UK, August 23–28, 2020, Proceedings, Part II 16*, pp. 124–140. Springer, 2020a.
- Zeyi Huang, Haohan Wang, Eric P. Xing, and Dong Huang. Self-challenging improves cross-domain generalization. In *ECCV*, 2020b.
- Diederik P Kingma and Jimmy Ba. Adam: A method for stochastic optimization. *arXiv preprint arXiv:1412.6980*, 2014.
- Ze Liu, Yutong Lin, Yue Cao, Han Hu, Yixuan Wei, Zheng Zhang, Stephen Lin, and Baining Guo. Swin transformer: Hierarchical vision transformer using shifted windows. *arXiv preprint arXiv:2103.14030*, 2021.
- Chengzhi Mao, Augustine Cha, Amogh Gupta, Hao Wang, Junfeng Yang, and Carl Vondrick. Generative interventions for causal learning. In *CVPR*, 2021a.
- Xiaofeng Mao, Gege Qi, Yuefeng Chen, Xiaodan Li, Ranjie Duan, Shaokai Ye, Yuan He, and Hui Xue. Towards robust vision transformer. *arXiv preprint arXiv:2105.07926*, 2021b.
- Shlok Mishra, Anshul Shah, Ankan Bansal, Jonghyun Choi, Abhinav Shrivastava, Abhishek Sharma, and David Jacobs. Learning visual representations for transfer learning by suppressing texture. *arXiv preprint arXiv:2011.01901*, 2020.
- Muzammal Naseer, Kanchana Ranasinghe, Salman Khan, Munawar Hayat, Fahad Shahbaz Khan, and Ming-Hsuan Yang. Intriguing properties of vision transformers. *arXiv preprint arXiv:2105.10497*, 2021.
- Aaron van den Oord, Oriol Vinyals, and Koray Kavukcuoglu. Neural discrete representation learning. *arXiv preprint arXiv:1711.00937*, 2017.
- Sayak Paul and Pin-Yu Chen. Vision transformers are robust learners. *arXiv preprint arXiv:2105.07581*, 2021.
- Aditya Ramesh, Mikhail Pavlov, Gabriel Goh, Scott Gray, Chelsea Voss, Alec Radford, Mark Chen, and Ilya Sutskever. Zero-shot text-to-image generation. *arXiv preprint arXiv:2102.12092*, 2021.
- Benjamin Recht, Rebecca Roelofs, Ludwig Schmidt, and Vaishaal Shankar. Do imagenet classifiers generalize to imagenet? In *ICML*, 2019.

- Rulin Shao, Zhouxing Shi, Jinfeng Yi, Pin-Yu Chen, and Cho-Jui Hsieh. On the adversarial robustness of visual transformers. *arXiv preprint arXiv:2103.15670*, 2021.
- J. Sivic and A. Zisserman. Video Google: a text retrieval approach to object matching in videos. In *CVPR*, 2003.
- Andreas Steiner, Alexander Kolesnikov, Xiaohua Zhai, Ross Wightman, Jakob Uszkoreit, and Lucas Beyer. How to train your vit? data, augmentation, and regularization in vision transformers. *arXiv preprint arXiv:2106.10270*, 2021.
- Ilya Tolstikhin, Neil Houlsby, Alexander Kolesnikov, Lucas Beyer, Xiaohua Zhai, Thomas Unterthiner, Jessica Yung, Daniel Keysers, Jakob Uszkoreit, Mario Lucic, et al. Mlp-mixer: An all-mlp architecture for vision. *arXiv preprint arXiv:2105.01601*, 2021.
- Hugo Touvron, Matthieu Cord, Matthijs Douze, Francisco Massa, Alexandre Sablayrolles, and Hervé Jégou. Training data-efficient image transformers & distillation through attention. In *ICML*, 2021.
- Arash Vahdat, Evgeny Andriyash, and William G Macreedy. Dvae#: Discrete variational autoencoders with relaxed boltzmann priors. *arXiv preprint arXiv:1805.07445*, 2018.
- Ashish Vaswani, Noam Shazeer, Niki Parmar, Jakob Uszkoreit, Llion Jones, Aidan N Gomez, Łukasz Kaiser, and Illia Polosukhin. Attention is all you need. In *NeurIPS*, 2017.
- Nam Vo, Lu Jiang, Chen Sun, Kevin Murphy, Li-Jia Li, Li Fei-Fei, and James Hays. Composing text and image for image retrieval-an empirical odyssey. In *CVPR*, 2019.
- Haohan Wang, Songwei Ge, Zachary Lipton, and Eric P Xing. Learning robust global representations by penalizing local predictive power. In *NeurIPS*, 2019.
- Zhenlin Xu, Deyi Liu, Junlin Yang, Colin Raffel, and Marc Niethammer. Robust and generalizable visual representation learning via random convolutions. *arXiv preprint arXiv:2007.13003*, 2020.
- Amir R. Zamir, Alexander Sax, Nikhil Cheerla, Rohan Suri, Zhangjie Cao, Jitendra Malik, and Leonidas J. Guibas. Robust learning through cross-task consistency. In *CVPR*, 2020.

A APPENDIX

The Appendix is organized as follows. Appendix A.2 extends the discussion on learning objective. Appendix A.1 presents more figures to visualize the attention, the decoded images, and the decoding failure cases. Appendix A.3 compares designs for combing the pixel and discrete embeddings. In the end, Appendix A.5 discusses the implementation details.




Figure 7: Visualization of eight evaluation benchmarks. Each image consists of the original test image (Left) and the decoded image (Right) from the finetuned discrete embeddings. The encoder and decoder are trained only on ImageNet 2012 data but generalize on out-of-distribution datasets.

A.1 VISUALIZATION

A.1.1 RECONSTRUCTED IMAGES FROM DISCRETE REPRESENTATION

Fig. 7 shows more examples of reconstructed images decoded from the finetuned discrete embedding. Generally, the discrete representation reasonably preserves object shape but can perturb local signals. Besides, Fig 7 also shows the distribution diversity in the experimented robustness benchmarks, e.g., the objects in ImageNet-A are much smaller. Note that while the discrete representation is learned only on the ImageNet 2012 training dataset (the first row in Fig. 7), it can generalize to the other out-of-distribution test datasets.




Figure 8: Visualization of failure cases for the decoded images. Each image consists of the original test image (Left) and the decoded image (Right) from the finetuned discrete embeddings.

A.1.2 LIMITATIONS OF DISCRETE REPRESENTATION

We find four failure cases that the discrete representation are unable to capture: text, human faces, parallel lines, and small objects or parts. The example images are illustrated in Fig. 8. Without prior knowledge, the discrete representation has difficulty to reconstruct text in image. On the other hand, it is interesting to find the decoder can model animal faces but not human faces. This may be a result of lacking facial images in the training data of ImageNet and ImageNet-21K.

The serious problem we found for recognition is its failure to capture small objects or parts. Though this can be beneficial sometimes, e.g. force the model to recognize the tire without using the “BMW” logo (see the first image in the last row of Fig. 8), it can cause problems in many cases, e.g. recognizing the small whales in the last image. As a result, our proposed model leverages the power of both embeddings to promote the interaction between modeling global and local features.

A.1.3 ATTENTIONS

We visualize the attention following the steps in (Dosovitskiy et al., 2020). To be specific, to compute maps of the attention from the output token to the input space, we use Attention Rollout (Abnar & Zuidema, 2020). Briefly, we average attention weights of ViT-B and ViT-B+Ours across all heads and then recursively multiply the weight matrices of all layers. Both ViT and ViT+Ours are trained on ImageNet.

In Fig. 10, Fig. 11 and Fig. 12, we visualize the attention of individual images in the first mini-batch of each test set. As shown, our model attends to image regions that are semantically relevant for classification and captures more global contexts relative to the central object. This can be better seen from Fig. 9, where the heat map averages the attention values of all images in the first mini-batch of each test set. As found in prior works (Dosovitskiy et al., 2020; Naseer et al., 2021), ViTs put much attentions on the corners of the image, our attentions are more global and do not exhibit the same defect.

A.2 DETAILS ON LEARNING OBJECTIVE

Let x denote an image with the class label y , and z represent the discrete tokens $z \in \mathbb{Z}$. For notational convenience, we use a single random variable to represent the discrete latent variables

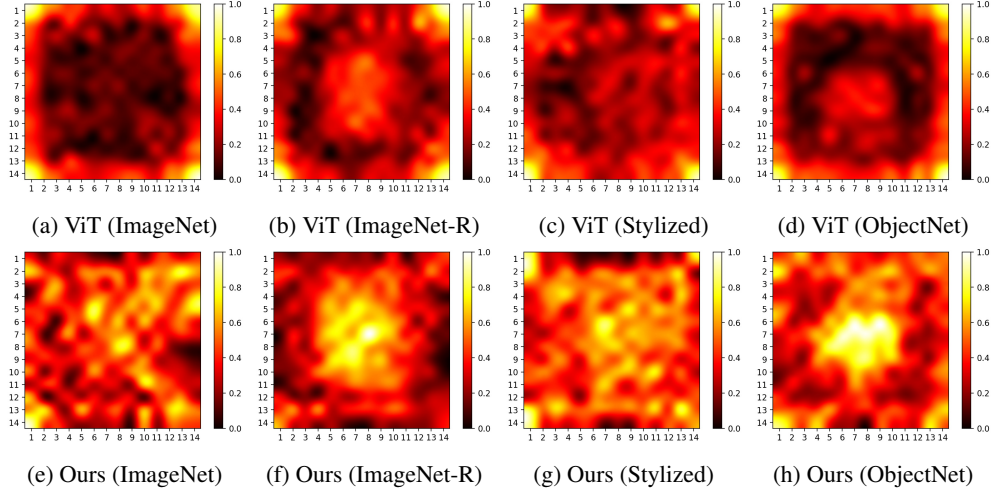


Figure 9: Comparison of average attention of the ViT (top row) and the proposed model (bottom row) on four validation datasets: ImageNet 2012, ImageNet-R, Stylized-ImageNet, and ObjectNet. The heat map averages the attention values of all images in the first mini-batch of each test set. The results show our attention capture more global context relative to the central object.

whereas our implementation actually represents an image as a flattened 1-D sequence following the raster scan.

- $q_\phi(z|x)$ denotes the VQ-VAE encoder, parameterized by ϕ , to represent an image x into the discrete token z .
- $p_\theta(x|z)$ is the decoder that models the distribution over the RGB image generated from discrete tokens.
- $p_\psi(y|x, z)$ stands for the vision transformer model shown in Fig. 1 of the main paper.

We model the joint distribution of image x , label y , and the discrete token z using the factorization $p(x, y, z) = p_\theta(x|z)p_\psi(y|x, z)p(z)$. Our overall procedure can be viewed as maximizing the evidence lower bound (ELBO) on the joint likelihood, which yields:

$$D_{\text{KL}}[q_\phi(z|x), p(z|x, y)] = - \sum_z q_\phi(z|x) \log \frac{p(z|x, y)}{q_\phi(z|x)} \quad (9)$$

$$= - \sum_z q_\phi(z|x) \log \frac{p(x, y, z)}{p(x, y)q_\phi(z|x)} \quad (10)$$

Since the f -divergence is non-negative, we have:

$$- \sum_z q_\phi(z|x) \log \frac{p(x, y, z)}{q_\phi(z|x)} + \log p(x, y) \left[\sum_z q_\phi(z|x) \right] \geq 0 \quad (11)$$

$$\log p(x, y) \geq \sum_z q_\phi(z|x) \log \frac{p(x, y, z)}{q_\phi(z|x)} \quad (12)$$

Using the factorization, we have:

$$\log p(x, y) \geq \mathbb{E}_{q_\phi(z|x)} \left[\log \frac{p_\psi(y|x, z)p_\theta(x|z)p(z)}{q_\phi(z|x)} \right] \quad (13)$$

Equation 13 yields the ELBO:

$$\log p(x, y) \geq \mathbb{E}_{q_\phi(z|x)} [\log p_\theta(x|z)] + \mathbb{E}_{q_\phi(z|x)} \left[\log \frac{p_\psi(y|x, z)p(z)}{q_\phi(z|x)} \right] \quad (14)$$

$$\geq \mathbb{E}_{q_\phi(z|x)} [\log p_\theta(x|z)] - D_{\text{KL}}[q_\phi(z|x) \| p_\psi(y|x, z)p(z)] \quad (15)$$

In the first stage, we maximize the ELBO with respect to ϕ and θ , which corresponds to learning the VQ-VAE encoder and decoder. Following Oord et al. (2017), the prior is designed such that the regularization term (the KL divergence) amounts to a constant $\log K$, where K is the size of the codebook \mathbf{V} . In addition to the reconstruction loss, the VQ-VAE’s training objective adds a dictionary learning loss and a commitment loss, calculated from:

$$\mathcal{L}_{\text{VQ-VAE}} = \log p(x|z_q(x)) + \|\text{sg}[z_e(x)] - \mathbf{v}\|^2 + \beta\|z_e(x) - \text{sg}[\mathbf{v}]\|, \quad (16)$$

where $z_e(x)$ and $z_q(x)$ represent the encoder output and the decoder input, respectively. \mathbf{v} denotes the discrete embedding for the image x . $\text{sg}(\cdot)$ is the stop gradient function. The training used straight-through estimation which just copies gradients from $z_q(x)$ to $z_e(x)$. Notice that our implementation uses VQ-GAN (Esser et al., 2021) which adds an additional GAN loss:

$$\mathcal{L}_{\text{VQ-GAN}} = \log p(x|z_q(x)) + \|\text{sg}[z_e(x)] - \mathbf{v}\|^2 + \beta\|z_e(x) - \text{sg}[\mathbf{v}]\| + \lambda\mathcal{L}_{\text{GAN}}, \quad (17)$$

where $\beta = 0.25$ and $\lambda = 0.1$ are used to balance different loss terms.

In the second stage of finetuning, we optimize ψ while holding ϕ and θ fixed, which corresponds to learning a vision transformer for classification and finetuning the discrete embedding \mathbf{V} . By rearranging Equation 14, we have:

$$\log p(x, y) \geq \mathbb{E}_{q_\phi(z|x)}[\log p_\psi(y|x, z)] + \mathbb{E}_{q_\phi(z|x)}\left[\log \frac{p_\theta(x|z)p(z)}{q_\phi(z|x)}\right], \quad (18)$$

where $p_\psi(y|x, z)$ is the proposed ViT model as illustrated in Fig. 1 of the main paper. The first term denotes the likelihood for classification that is learned by minimizing the multi-class cross-entropy loss. The second term becomes a constant given the fixed θ and ϕ .

In the finetuning stage, two sets of parameters are updated: the vision transformer ψ is learned from scratch and the discrete embedding \mathbf{V} is finetuned. We fix the encoder and stop the gradient propagating back to the encoder considering the instability of straight-through estimation and the stop gradient operation in the dictionary learning loss, i.e. Equation 16. Empirically, we also compared the proposed pretraining-finetuning strategy with the joint learning strategy in which all parameters are optimized simultaneously. We find the joint learning significantly underperforms the proposed learning strategy.

A.3 COMPARING DESIGNS FOR COMBINING EMBEDDINGS

In this subsection, we compare different designs to combine the pixel and discrete embeddings. See the combination operation in Fig. 1 and in Equation 6 of the main paper. The results are used to verify our design of using a simple concatenation presented in the paper. Four designs are considered and discussed below. Their performances are compared in Table 7.

Table 7: The accuracy using different combination methods. While directly adding pixel token to discrete token improves the most ImageNet and ImageNet-A accuracy, concatenation method improves the overall robustness.

Combining Method	ImageNet	Real	Out of Distribution Robustness Test						
			Rendition	Stylized	Sketch	ObjectNet	V2	A	C ↓
Addition	79.67	84.89	40.68	13.59	30.89	29.18	67.19	17.68	50.85
Concatenation	79.48	84.86	44.77	19.38	34.59	30.55	68.05	17.20	46.22
Residual Gating	74.59	79.66	41.06	17.03	29.56	25.34	62.37	9.33	59.88
Cross-Attention	79.18	84.53	43.75	18.67	34.19	29.71	66.73	15.81	50.06

Addition. We first use linear projection matrix \mathbf{E} to obtain the pixel embedding that shares the same dimension as the discrete embedding which is 256. We then add the two embeddings, and project the resulting embedding to the dimension required by the ViT if needed. Formally, we compute

$$f(\mathbf{V}_{z_d}, \mathbf{x}_p \mathbf{E}) = (\mathbf{V}_{z_d} + \mathbf{x}_p \mathbf{E}) \mathbf{E}_2, \quad (19)$$

where \mathbf{V}_{z_d} and $\mathbf{x}_p \mathbf{E}$ represent the discrete and pixel embeddings, respectively, and \mathbf{E}_2 is a new MLP projection layer that is needed when the resulting dimension is different to the ViT input.

Concatenation. We concatenate the discrete embedding with the pixel embedding, and then feed the resulting embedding into the transformer encoder. By default, we use a dimension of 32 for the

pixel embedding, a dimension of 256 for the discrete embedding, thus we pad 0 to the vector if the input dimension of the ViT is higher than 288.

$$f(\mathbf{V}_{z_d}, \mathbf{x}_p \mathbf{E}) = [\mathbf{V}_{z_d}; \mathbf{x}_p \mathbf{E}; \mathbf{0}], \quad (20)$$

where “;” indicates the concatenation operation.

Residual Gating. As pixel embeddings may contain nuisances, inspired by (Vo et al., 2019), we learn a gate from both embeddings, and then multiply it with the pixel embeddings to filter out details that are unimportant to classification. Specifically, we calculate the gate by a 2-layer MLP, and apply a softmax to the output from the last layer.

$$\mathbf{G} = \text{Softmax}(\text{MLP}(\mathbf{V}_{z_d}; \mathbf{x}_p \mathbf{E})) \quad (21)$$

Then the pixel embeddings are gated by:

$$\mathbf{P} = \mathbf{G} \odot \mathbf{x}_p \mathbf{E} \quad (22)$$

Then we concatenate the gated embedding with the discrete embedding:

$$f(\mathbf{V}_{z_d}, \mathbf{x}_p \mathbf{E}) = [\mathbf{V}_{z_d}; \mathbf{P}; \mathbf{0}] \quad (23)$$

Cross-Attention. We use the discrete embedding as the query, and the pixel token as the key and value in a standard multi-head cross-attention module (MCA).

$$\mathbf{A} = \text{MCA}(\mathbf{V}_{z_d}, \mathbf{x}_p \mathbf{E}, \mathbf{x}_p \mathbf{E}) \quad (24)$$

We then concatenate the attended feature output with the discrete embedding. We also pad 0 if the ViT requires larger input dimensionality.

$$f(\mathbf{V}_{z_d}, \mathbf{x}_p \mathbf{E}) = [\mathbf{V}_{z_d}; \mathbf{A}; \mathbf{0}] \quad (25)$$

A.3.1 THE ROBUSTNESS EFFECT OF USING CONTINUOUS REPRESENTATION WITH DISCRETE REPRESENTATION.

The above study shows that concatenation is the most effective way to combine the discrete and continuous representations. As we fixed the dimensionality for the discrete token to be 256, we can study the optimal ratio between continuous and discrete representations by changing the dimensionality on the pixel token.

Table 8: The robust performance under different pixel token dimension in concatenation combining method. By increasing the dimension of the pixel embeddings, the model uses more continuous representations than discrete representations. There is an inherent trade off between the out of distribution robustness performance. The more continuous representations the model use, the lower robustness on the out-of-distribution set that depicting object shape, but also achieves higher accuracy on the in-distribution ImageNet and out of distribution variants ImageNet-A that requires detailed information. However, using only continuous embeddings also hurt robustness. Thus we choice to use dimension 32, which balance the trade-off and achieves the best overall robustness.

Pixel Token Dimension	Out of Distribution Robustness Test								
	ImageNet	Real	Rendition	Stylized	Sketch	ObjectNet	V2	A	C ↓
0	78.67	84.28	48.82	22.19	39.10	30.27	66.52	14.77	55.21
8	79.05	84.50	46.08	21.17	34.67	30.20	66.71	15.15	48.42
16	79.45	84.84	46.00	20.47	34.88	29.42	67.09	15.81	46.91
32	79.48	84.86	44.77	19.38	34.59	30.55	68.05	17.20	46.22
64	79.71	84.98	43.97	18.75	33.89	29.91	67.98	17.47	46.10
128	80.04	85.07	41.96	15.47	31.65	30.05	68.03	17.80	49.58
All Pixel	78.73	84.85	38.15	10.39	28.60	28.71	67.34	16.92	53.51

A.4 THE IMPORTANCE OF SPATIAL INFORMATION FOR DIFFERNT ARCHITECTURES

In addition to the analysis in the main paper, we also investigate whether it is the convolutional operation in the vector quantized encoder that makes the model use the spatial information better. We remove the position embedding from the Hybrid-B model, whose input is also produced by a convolutional encoder. Our results show that removing the positional information from the Hybrid model with a convolutional encoder does not decrease the performance. However, for both our models, the discrete only and the combined one, removing positional embedding causes a large drop in performance. This shows that our robustness gain via the spatial structure is from our discrete design, not convolution.

Table 9: Contribution of position embedding for robust recognition as measured by the relative performance drop when the position embedding is removed. We experiment on ViT, Ours, Hybrid-ViT, and Ours with discrete token only. A larger relative drop indicates the model relies on spatial information more. Adding discrete token input representation drives position information and spatial structure more crucial in our model.

Model	ImageNet		Real		Rendition		Stylized		Sketch		ObjectNet		V2		A	C ↓
ViT-B	78.73	84.85	38.15	10.39	28.6	28.71	67.34	16.92	53.51							
-w/o. PosEmb	76.51	77.01	28.25	5.86	15.17	24.02	63.22	13.13	69.99							
Relative drop (%)	2.8%	9.2%	26.0%	43.6%	47.0%	16.3%	6.1%	22.4%	30.8%							
Hybrid-ViT-B	74.94	80.54	33.03	7.5	25.33	23.08	61.30	7.44	69.61							
Hybrid-ViT-B- w/o. PosEmb	75.13	80.66	33.11	7.5	25.15	22.78	61.75	7.60	68.51							
relative drop (%)	-0.3	-0.1	-0.2	0	0.7	3.0	0.7	2.1	1.6							
Ours (discrete only)	78.67	84.28	48.82	22.19	39.10	30.27	66.52	14.77	55.21							
Ours (discrete only) w/o. PosEmb	16.34	5.09	1.95	2.09	1.20	1.75	11.75	1.29	124							
Relative Drop (%)	79.2	94.1	96.0	90.5	96.9	94.2	82.3	91.3	124.6							
Ours	79.48	84.86	44.77	19.38	34.59	30.55	68.05	17.20	46.22							
Ours- w/o. PosEmb	56.27	59.06	17.24	4.14	6.57	11.36	42.98	3.51	89.76							
Relative drop (%)	29.2%	30.4%	61.5%	78.6%	81.0%	62.8%	36.8%	79.6%	94.2%							

A.5 IMPLEMENTATION DETAILS

A.5.1 ARCHITECTURE

We use three variants of ViT transformer encoder backbone in our experiments. We show the configuration details and the number of parameters in Table 10. We also use hybrid model with ResNet50 as the tokenization backbone. We show the configuration in Table 11.

We use B-16 for the MLP Mixer Tolstikhin et al. (2021).

We use two kinds of VQ Encoder in our experiment: Small VQ Encoder and VQ Encoder. The VQ encoder uses the same encoder architecture as the VQGAN encoder (Esser et al., 2021). For Small VQ Encoder, we decrease both the number of the residual blocks and the number for filter channel by half, which is a lightweight model that decrease the model size by around 8 times. We show the configuration detail in Table 12.

A.6 TRAINING

ImageNet Training We train our model with the Adam (Kingma & Ba, 2014) optimizer. Our batch-size is 4096 and trained on 64 TPU cores. We start from a learning rate of 0.001 and train 300 epoch. We use linear warm up for 10k iterations and then a cosine annealing for the learning rate schedule. We use 224×224 resolution for the input image. We conduct experiment on three variants of the ViT model, Ti, S, and B, from small to large. In addition, we also experiment on the newly released MLP Mixer, which also uses image patch as the token embeddings. We denote our approach as using both representations, and we also run a discrete only variant where we only uses the discrete embeddings without pixel embeddings. Due to the small input dimension of Ti, we only use the code representation without concatenate the pixel representation, and we project the 256 dimension to 192 via a linear projection layer. For the other variants, we concatenate both representations, and pad zeros if additional dimension required for the transformer. We use the same augmentation and model regularization as (Steiner et al., 2021), where we use RandAug with hyper-parameter (2,15) and mixup with $\alpha = 0.5$, and we apply a dropout rate of 0.1 and stochastic block dropout of 0.1. We

Table 10: Model configuration for the Transformer Encoder.

Model	Layers	Hidden size	MLP size	Heads	#Params
Tiny (Ti)	12	192	768	3	5.8M
Small (S)	12	384	1546	6	22.2M
Base (B)	12	768	3072	12	86M
Large (L)	24	1024	4096	16	307M

Table 11: Model configuration for ResNet+ViT hybrid models.

Model	Resblocks	Patch-size	#Params
Hybrid-S	[3,4,6,3]	1	46.1
Hybrid-B	[3,4,6,3]	1	111

download pretrained VQGAN model, which is trained on only ImageNet. We use VQ-GAN’s encoder only with a codebook size of 1,024. The codebook integer is embedded into a 256 dimension vector.

ImageNet-21K Training Our models use learning rate of 0.001, weight decay of 0.03, and train 90 epoch. We use linear warm up for 10k iterations and then a cosine annealing for the learning rate schedule. We use 224×224 resolution for the input image. We use the same augmentation as (Steiner et al., 2021). For the quantizer model, we use VQGAN that is trained on unlabeled ImageNet-21K only. We use a codebook size of 8,192, and the codebook integer is embedded into a 256 dimension vector. To evaluate on the standard test set, we further finetune the pretrained ImageNet-21K model on ImageNet. We use Adam and optimize for 20k with 500 steps of warm up. We use a learning rate of 0.0001. We use a larger resolution 384×384 and 512×512 . We only experiment the ViT-B variant.

For training VQ Encoder and Decoder, we train with batchsize 256 until it converges. We use perceptual loss with weight of 0.1, adversarial loss with weight 0.1. We use L1 gradient penalty of 10 during the optimization. The model is trained with resolution of 256×256 . The model can scale to different image resolution without finetuning.

Table 12: Model configuration for the VQ encoders.

Model	Resblocks	Filter Channel	Embedding dimension	#Params
Small VQ Encoder	[1,1,1,1,1]	64	256	3.0M
VQ Encoder	[2,2,2,2,2]	128	256	23.7M



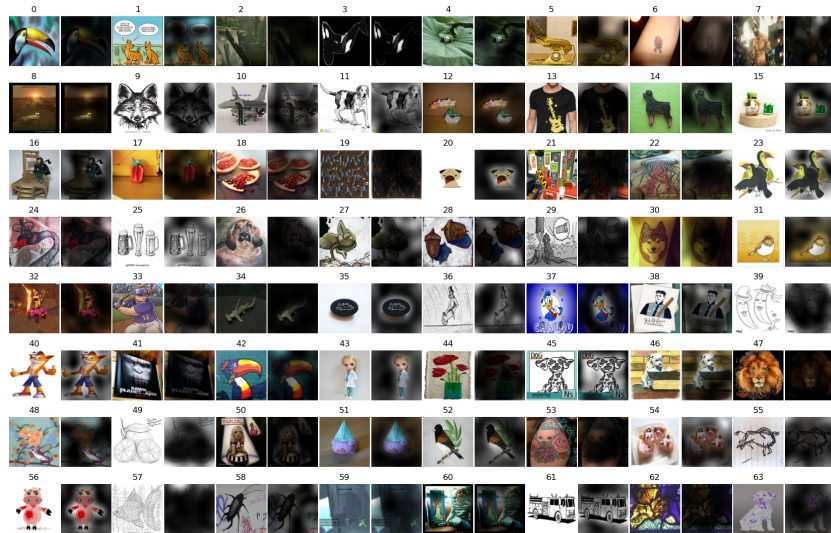
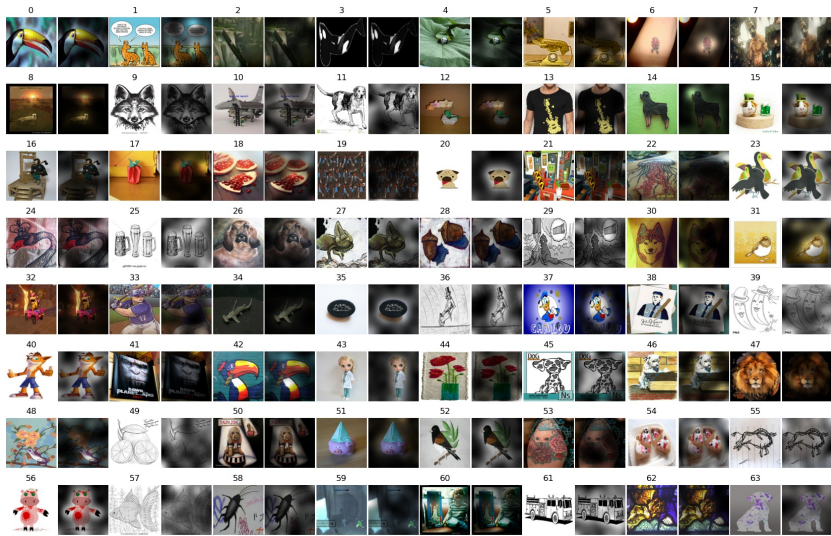


Figure 10: Attention comparison of the ViT and the proposed model on ImageNet 2012.



(a) ViT-B/16



(b) Ours ViT-B/16

Figure 11: Attention comparison of the ViT and the proposed model on ImageNet-R.



Figure 12: Attention comparison of the ViT and the proposed model on ImageNet Sketch and ObjectNet.