

Federated Learning with Domain Generalization

Liling Zhang¹ Xinyu Lei² Yichun Shi² Hongyu Huang^{1*} Chao Chen¹

¹ College of Computer Science, Chongqing University

² Dept. of Computer Science and Engineering, Michigan State University

ZhangLiling@cqu.edu.cn, {leixinyu, shiyichu}@msu.edu, {hyhuang, cschaochen}@cqu.edu.cn

Abstract

Federated Learning (FL) enables a group of clients to jointly train a machine learning model with the help of a centralized server. Clients do not need to submit their local data to the server during training, and hence the local training data of clients is protected. In FL, distributed clients collect their local data independently, so the dataset of each client may naturally form a distinct source domain. In practice, the model trained over multiple source domains may have poor generalization performance on unseen target domains. To address this issue, we propose FedADG to equip federated learning with domain generalization capability. FedADG employs the federated adversarial learning approach to measure and align the distributions among different source domains via matching each distribution to a reference distribution. The reference distribution is adaptively generated (by accommodating all source domains) to minimize the domain shift distance during alignment. In FedADG, the alignment is fine-grained since each class is aligned independently. In this way, the learned feature representation is supposed to be universal, so it can generalize well on the unseen domains. Extensive experiments on various datasets demonstrate that FedADG has better performance than most of the previous solutions even if they have an additional advantage that allows centralized data access. To support study reproducibility, the project codes are available in <https://github.com/wzml/FedADG>

1 Introduction

In deep learning, a good model should be trained over large-scale datasets to ensure its high performance. These large-scale datasets are often collected by multiple distributed clients. To train the model, a straightforward way is to let the clients upload their local data to a centralized server for training. However, some clients' local data (e.g., biometric health records, financial records, location information) may be highly privacy-sensitive and

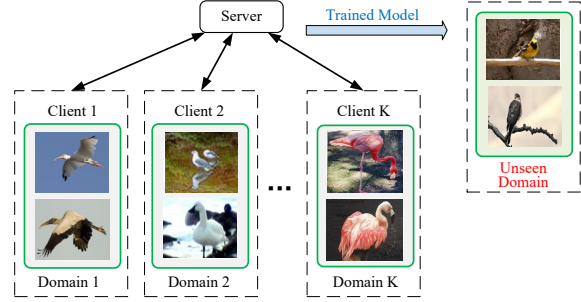


Figure 1: In FL, K different clients collaboratively train a machine learning model for object classification task. Each client’s data forms a distinct source domain. We aim to develop a solution to learn a classifier (on multiple source domains) that can be used for “unseen domain” with good performance.

they are reluctant to share with any other entities. Fortunately, the proposal Federated Learning (FL) [24] provides a privacy-preserving mechanism that enables a centralized server to train the model without requiring clients to share their private data. In one iteration of FL, a server sends the global model to all clients. Then, each client trains the global model using the local data. Next, each client sends the model update to the server, which is possible for model update aggregation and new global model generation. After multiple rounds of iteration, the model can be well trained.

In FL, since distributed clients collect their local data independently, each client’s dataset may naturally form a distinct domain (a domain is defined as a set of labeled training data that are sampled from a specific distribution [2, 31]). For example, Fig. 1 shows a FL task in which clients need to use their collected bird images in training. Each client usually collects different bird species (using different cameras and different shot angles), so each client’s collected dataset forms a distinct domain. Here, the domain formed by one client’s dataset is called a source domain, so there are multiple source domains in FL.

*Corresponding author

Most previous FL studies assume that the test dataset is a subset of client dataset. There is a lack of studies for another common usage scenario in which the data of the target dataset (i.e., test dataset) is absent from FL training process. It is required to build a model that has high performance when testing over the related but unseen target dataset (note that the target dataset forms the target domain). However, the FL-trained model may have poor performance on target domains due to the discrepancies between source domains and target domains.

The above issue can be addressed by Domain Generalization (DG) [2, 10, 27] technique, but the previous techniques of domain generalization cannot be directly applied to FL setting. Domain generalization aims to train a machine learning model from one or several different source domains while ensuring the trained model can be generalized well on target domains. Most conventional solutions finish the domain generalization task in a centralized manner. That is, a centralized server (with access to all source domain data) is responsible for the domain generalization task. However, accessing to sources domains by the centralized server is prohibitive in FL to meet the security requirements. Therefore, these conventional techniques cannot be easily applied to domain generalization in FL.

In this paper, we propose Federated Adversarial Domain Generalization (FedADG) scheme to address the domain generalization problem in FL. FedADG design has two key insights as described below. First, FedADG exploits the idea to learn the domain-invariant feature representation by aligning each distribution of source domain data to a reference distribution in a distributed manner. In the alignment, we employ Adversarial Learning Network (ALN) to measure the distance between distributions in FL setting. Furthermore, we propose the Federated ALN (FedALN) technique to train ALN in FL setting. In this way, FedADG can learn the domain-invariant features while eliminating the requirement for a centralized server to access clients' local data. Second, FedADG uses the idea to adaptively learn a dynamic distribution (by accommodating to all source domains) as the reference distribution. This approach can minimize the domain shift distance during alignment. Compared with using a pre-selected fix reference distribution, our approach reduces the distortion of extracted feature representation. Therefore, the key information of the original source domain

data can be largely preserved, resulting in the high generalization performance of FedADG. Besides, FedADG takes the label information (coded as a one-hot vector) as input during the alignment process. Therefore, FedADG supports class-wise alignment, which can further improve its performance on target domains.

We summarize our contributions as follows:

- We propose FedALN to learn the domain-invariant features in FL while eliminating the requirement for a centralized server to access clients' local data.
- We employ the adaptively generated reference distribution and class-wise alignment technique in FedADG to ensure its high performance on target domains.
- We conduct intensive experiments to demonstrate the superiority of FedADG. Compared with four prior solutions, FedADG has better performance than most of them even if the prior solutions have an additional advantage that allows centralized data access.

2 Related Work

Federated Learning. Federated learning [24, 26] is a decentralized approach that leaves training data distributed on multiple clients and learns a global model by aggregating the locally-uploaded parameters on server. In FL, clients do not need to share their local data to any other entities, so the local data is protected. To improve the performance of the FL-trained model, researchers have proposed many optimized schemes, such as FedProx [20], FedNova [32], PIRL [25], and MOON [19]. Most previous FL studies assume that the test dataset is a subset of client dataset. Different from the previous papers, this paper mainly focuses on enabling FL to train a model that has good performance on unseen target domains.

Domain Generalization. The requirement of learning a model from multiple seen source domains for unseen domains motivates the research of domain generalization. Most previous solutions [1, 3, 17] consider the domain generalization problem in a centralized setting. In these papers, a centralized server has access to data from all

source domains and it is responsible for training a machine learning model that has domain generalization capability. However, these solutions expose the source domain data to the server. This is not allowed in FL, so these solutions cannot be directly used in FL setting. Recently, Liu *et al.* [22] have studied federated domain generalization on medical image segmentation. This paper allows each client’s local information (i.e., image amplitude spectrum) to be shared to other entities. It means that this paper sacrifices security for domain generalization. Different from this paper, our paper achieves domain generalization while still satisfying all security requirements of FL. To sum up, we summarize the comparison between the previous solutions and FedADG, as shown in Tab. 1.

Generative Adversarial Learning. Generative Adversarial Network (GAN) is first proposed in [11]. GAN endows the generative model with the ability to express given distribution outputs via an adversarial procedure. The classic GAN consists of a generator and a discriminator. The generator captures the data distribution and the discriminator estimates the probability that a sample comes from the training data rather than from the generator. Compared with the classic GAN, FedADG introduces several new components to achieve our purposes in FL setting.

3 The FedADG Scheme

This section introduces the proposed FedADG scheme from three aspects: components, loss function, and training process. For ease of reading, we summarize the frequently used notations in Tab. 2.

3.1 FedADG Components

Fig. 2 shows FedADG scheme. It can be seen from the figure that each client’s local model mainly consists of four components, which are described as follows. (1) **Feature Extractor.** Feature extractor can extract latent features from the raw data for each client. Besides, the extracted features can be applied to the classification task. (2) **Discriminator.** Given features extracted from raw data (from a source domain) and features generated by distribution generator, the discriminator is used to distinguish the extracted features and the generated features. During train-

ing, the discriminator gains its ability to distinguish the above two types of features. Besides, a Random Projection (RP) layer is pre-pended to the discriminator, making it harder to distinguish features from different distributions. (3) **Distribution Generator.** On input random noise samples and one-hot vector (used for label encoding), distribution generator generates features. The generated features follow a certain distribution (i.e., reference distribution). Please note that the above three components constitute the Adversarial Learning Network (ALN). The random projection layer can stabilize the training of ALN. (4) **Classifier.** Given features as the input, the classifier outputs the predicted label.

3.2 FedADG Loss Function

FedADG loss function consists of adversarial loss function and classification loss function.

(1) **Adversarial Loss Function.** The adversarial loss function includes three loss functions: $\mathcal{L}_{adv.d}$, $\mathcal{L}_{adv.f}$, and $\mathcal{L}_{adv.g}$. They are elaborated below.

(i) $\mathcal{L}_{adv.d}$. The loss function $\mathcal{L}_{adv.d}$ is used to update the parameters in discriminator. During adversarial learning, features extracted by feature extractor $F(\cdot)$ are regarded as negative samples, while features generated by distribution generator $G(\cdot)$ are regarded as positive samples. Given the two types of features with the same one-hot vector (encoding a label \mathbf{y}), the discriminator $D(\cdot)$ outputs the probability that they are positive samples. Besides, the output of the $D(\cdot)$ is used to calculate $\mathcal{L}_{adv.d}$ to measure the difference between the two types of samples. $\mathcal{L}_{adv.d}$ is defined as

$$\mathcal{L}_{adv.d} = -(\mathbb{E}_{\mathbf{x} \sim p(\mathbf{h})}[(1 - D(\mathbf{h}|\mathbf{y}))^2] + \mathbb{E}_{\mathbf{z} \sim p(\mathbf{h}')} [D(\mathbf{h}'|\mathbf{y})^2]), \quad (1)$$

where $\mathbf{h} = F(\mathbf{x})$ and $p(\mathbf{h})$ is the $F(\cdot)$ generated distribution over input data \mathbf{x} . Likewise, $\mathbf{h}' = G(\mathbf{z})$ and $p(\mathbf{h}')$ is the $G(\cdot)$ generated distribution over input data \mathbf{z} . The random noise \mathbf{z} is drawn from $[0, 1)$ uniformly.

Note that a random projection layer is pre-pended to the discriminator (as shown in Fig. 2). Given the input, it projects high-dimensional features vector into low-dimensional space. This random project layer helps stabilize the ALN training [21] as well as reduce computation.

Notation	Description
K	number of clients
\mathcal{S}	source domain
n	number of source domain data
(x, y)	data and its label
\mathbf{z}	random noise
\mathbf{h}	feature of source domain data
$p(\mathbf{h})$	feature distribution
$F(\cdot)$	feature extractor
$G(\cdot)$	distribution generator
$D(\cdot)$	discriminator
$C(\cdot)$	classifier

Table 2: Notations.

bel smoothing regularization [30] is adopted in computing \mathcal{L}_{err} to reduce the weight of the positive samples in \mathcal{L}_{err} .

(3) **Complete Loss Function.** The complete loss function of FedADG is

$$\mathcal{L}_{FedADG} = \mathcal{L}_{adv.d} + \mathcal{L}_{adv.g} + \lambda_0 \mathcal{L}_{adv.f} + \lambda_1 \mathcal{L}_{err}, \quad (4)$$

where $\mathcal{L}_{adv.d}$, $\mathcal{L}_{adv.g}$, and $\mathcal{L}_{adv.f}$ are given in Eq. (1)-(3), respectively. Both λ_0 and λ_1 are adjustable weight hyperparameters. During training, the objective of FedADG is to minimize \mathcal{L}_{FedADG} .

3.3 FedADG Training Process

The FedADG training process includes two phases: (1) server execution and (2) client update. In phase (1), the server aggregates the parameters uploaded by clients and distributes the aggregated parameters to clients. In phase (2), each client accepts the parameters from the server and trains the model based on the local data. These two phases execute iteratively to obtain the well-trained model that includes both feature extractor $F(\cdot)$ and classifier $C(\cdot)$. Later, the well-trained model can be used on target domains. We present the detailed FedADG training process in Alg. 1.

(1) **Server Execution Phase.** The server is used to aggregate the model parameters uploaded by the clients. To begin the training, in Step s1, the server initializes the parameters $\mathbf{w} = \{w_f, w_c, w_g\}$ of three network components (i.e., feature extractor $F(\cdot)$, classifier $C(\cdot)$, and distribution generator $G(\cdot)$) and distributes them to all clients.

Algorithm 1 FedADG. The K source domains $\mathcal{S} = \{\mathcal{S}_k | k = 1, \dots, K\}$ in K clients; \mathbf{y} is the one-hot vector; $\mathbf{w} = \{w_f, w_c, w_g\}$ is a collection of model parameters of $F(\cdot)$, $C(\cdot)$ and $G(\cdot)$; w_d is the parameter of $D(\cdot)$.

Server executes:

```

Step s1: Initialize  $\mathbf{w}_1$ 
for round  $t = 1, 2, \dots, T$  do
  for each client  $k = 1, 2, \dots, K$  in parallel do
    Step s2:  $\mathbf{w}_{t+1}^k \leftarrow \text{ClientUpdate}(k, \mathbf{w}_t)$ 
  end for
  Step s3:  $\mathbf{w}_{t+1} \leftarrow \frac{1}{K} \sum_{k=1}^K \mathbf{w}_{t+1}^k$ 
end for

```

ClientUpdate(k, \mathbf{w}): // Execute on client k

```

Step c1: Initialize or use the local  $w_d$ 
Receive  $\mathbf{w} = \{w_f, w_c, w_g\}$  from server
for epoch  $i = 1, 2, \dots, E_0$  do
  Step c2: Sample one mini-batch  $S_x$  from  $S_k$ 
  Step c3: Update  $w_f$  and  $w_c$  on  $S_x$  to minimize  $\mathcal{L}_{err}$ 
end for
for epoch  $j = 1, 2, \dots, E_1$  do
  Step c4: Sample one mini-batch  $S_x$  from  $S_k$ 
  Step c5: Update  $w_f$  and  $w_c$  on  $S_x$  to minimize
     $\lambda_0 \mathcal{L}_{adv.f} + \lambda_1 \mathcal{L}_{err}$ 
  Step c6: Use random number generator to generate one
    mini-batch random numbers  $S_z$ 
  Step c7: Update  $w_d$  on  $S_x$  and  $S_z$  to minimize  $\mathcal{L}_{adv.d}$ 

  Step c8: Update  $w_g$  on  $S_z$  and  $\mathbf{y}$  to minimize  $\mathcal{L}_{adv.g}$ 
end for
Step c9: Upload the trained  $\mathbf{w}$  to server

```

During the training process, in Step s2 and Step s3, the server receives and aggregates model parameters from all clients to obtain new parameters. Then, the server sends the aggregated parameters to the clients. After multiple rounds of server-client interaction, the model can be well trained.

(2) **Client Update Phase.** In the training process, the client uses the local discriminator and receives the parameters \mathbf{w} of other components from the server to train on the local data. Specifically, as shown in Step c2 and Step c3, \mathcal{L}_{err} is used to control the training of classi-

fier $C(\cdot)$ and feature extractor $F(\cdot)$. Then, the parameters of $F(\cdot)$ and $C(\cdot)$ are updated to minimize the loss $\lambda_0 \mathcal{L}_{adv-f} + \lambda_1 \mathcal{L}_{err}$. The parameters of the discriminator $D(\cdot)$ are updated to minimize the loss \mathcal{L}_{adv-d} . In Step c8, the output of $D(\cdot)$ for the given positive samples with y is used to update the parameters of $G(\cdot)$ to minimize the loss \mathcal{L}_{adv-g} . After the local training is completed, the client uploads the parameters w of $F(\cdot)$, $C(\cdot)$, and $G(\cdot)$ to the server.

4 FedADG Analysis

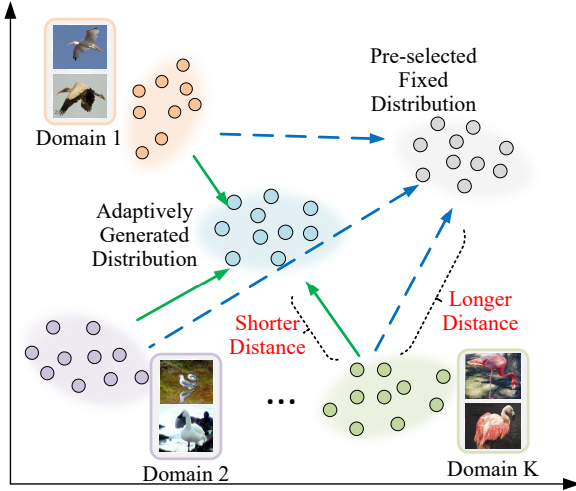


Figure 3: An example to illustrate why using adaptively generated reference distribution is better than using pre-selected fix reference distribution. Intuitively, the adaptively generated distribution would locate close to the “center” of the distributions from all the source domains data. Hence, the distances between the adaptively generated distribution and the distributions (of source domain data) are smaller than the distances between the fixed reference distribution and the source domain distributions. Thus, using the adaptively generated distribution can reduce the distortion of extracted feature representation during alignment. Less distortion means that the key information of the original source domain data can be largely preserved, resulting in the high generalization performance of FedADG.

In this section, we first analyze how to learn domain-invariant features in FedADG. Then, we explain how FedADG achieves high performance on target domains.

4.1 How to Learn Domain-Invariant Features

Under the FL settings, FedADG aligns the distributions of all source domains data to learn the domain-invariant features. In the previous domain generalization techniques, the centralized server can access each client’s local data. Thus, it can learn a domain-invariant feature via directly minimizing the discrepancy between the source domains using Maximum Mean Discrepancy (MMD) distance metric [18]. However, in FL, the server can not access each clients’ local data, making it hard to learn the domain-invariant features. To address this problem, we propose Adversarial Learning Network (ALN) that is used to match the distribution of source domain data to a given reference distribution in each client. There are three components in ALN: feature extractor, distribution generator, and discriminator. The distribution generator is shared among clients, indicating that the reference distribution is identical for all clients. Thus, once the discriminator is hard to distinguish between the feature extracted from feature extractor and the feature generated from distribution generator, the generated features are considered to be invariant across multiple source domains. Note that ALN can be trained in a federated manner (i.e., FedALN), which eliminates the requirement for centralized training.

4.2 How to Achieve High Performance

There are two candidate approaches to obtain the reference distribution in FedADG: pre-selected fixed distribution and adaptively generated distribution. Fig. 3 shows an example to illustrate why using adaptively generated distribution is better than using pre-selected fix distribution. Intuitively, the adaptively generated distribution would locate close to the “center” of the distributions of all source domains data. That is, the distances between the adaptively generated distribution and the distributions (of source domain data) are highly likely to be shorter than the distances between the fixed reference distribution and the source domain distributions. The reference distribution is adaptively generated (by accommodating to all

source domains) to minimize the domain shift distance during alignment. Thus, using the adaptively generated distribution can decrease the distortion of the extracted feature representation during alignment. Less distortion means that the key information of the original source domain data can be largely preserved, resulting in the high generalization performance of FedADG. Specifically, distribution generator’s outputs follow the adaptively generated reference distribution. During adversarial training, the generated reference distribution is actively moving close to the distributions of source domain data. Meanwhile, the distributions of the source domain data are moving close to the generated adaptive reference distribution.

Furthermore, FedADG uses the labels information (encoding in a one-hot vector) in the adversarial training. Thus, distribution generator generates features for each class in training. It means that the distributions of source domains data is aligned in a class-wise manner. This fine-grained class-wise alignment approach can further improve the performance of FedADG.

5 Experiments

In this section, we conduct experiments to evaluate the performance of FedADG. We first compare the classification performance of FedADG with four centralized DG solutions. Then, we do ablation experiments (by removing certain components) to understand the contribution of these components to the overall FedADG scheme. Last, we study the impact of the different reference distributions and the random projection layer.

5.1 Experimental Settings

Datasets. All experiments are based on two widely used datasets, i.e., PACS [16] (Photo, Art painting, Cartoon, and Sketch) and VLCS (VOC2007 [7], LabelMe [29], Caltech-101 [8], and SUN [5]). Both PACS and VLCS have four datasets, which we regard as disjoint domains. For each dataset, we utilize the leave-one-domain-out validation strategy. That is, we let one dataset serve as the target domain and use the rest three datasets as source domains. When conducting experiments on VLCS, we use 70% of the data to train the model and use the rest 30%

to test it [10]. Besides, we follow the protocol of [16] to perform experiments on PACS.

Network Architecture. Feature extractor and classifier of FedADG are constructed based on AlexNet [15]. Specifically, the feature extractor consists of the AlexNet without the last layer. The classifier consists of the last fully connected layer in AlexNet and an additional output layer. In the experiment, all solutions adopt the pre-trained AlexNet on ImageNet [6] as the feature extractor and classifier. Both distribution generator and discriminator have two fully connected layers. The two layers of distribution generator and the first layer of discriminator have the same size as the hidden representation. The size of the second layer in discriminator is set to one.

Model Training. When updating the components’ parameters in FedADG, each client uses Stochastic Gradient Descent (SGD) to calculate the model gradient. In order to improve the model expression, the Rectified Linear Unit (ReLU) is used as an activation function to produce non-linear units. From the data aspect, we use the data augmentation protocol from JiGen [3] to improve data quality which can further improve the model expression.

Parameter Settings. In order to train the feature extractor and classifier, we set the hyper-parameters λ_0 and λ_1 of FedADG to be 0.85 and 0.15, respectively. As for the learning rate, we have four conditions. The learning rates of feature extractor and classifier on VLCS and PACS are 0.01 and 0.001, respectively. The learning rates of distribution generator and discriminator on VLCS and PACS are 0.007 and 0.0007, respectively. In our experiments, unless otherwise stated, the hyper-parameters and learning rates are set as the above configuration.

5.2 Performance Evaluation

We compare FedADG with four previous solutions. These solutions include DANN [9], JiGen [3], Epi-FCR [17], and G2DM [1], which are all centralized solutions for domain generalization. All the compared solutions are constructed based on the pre-trained AlexNet. There are several solutions [4, 12, 14] that are constructed based on a much deeper pre-trained network (e.g., Resnet-50 [13]), so they are not used in the comparison.

For each test, we run 5 trails and report the average results which are shown in Tab. 3 and Tab. 4. In the two

tables, each column (except Avg. column) shows the results when one dataset is chosen as the target domain.

Unseen domain (\rightarrow)	V	L	C	S	Avg.
DANN [9]	66.40	64.00	92.60	63.60	71.70
Epi-FCR [17]	67.10	64.30	94.10	65.90	72.90
JiGen [3]	70.62	60.90	96.93	64.30	73.19
G2DM [1]	71.14	67.63	95.52	69.37	75.92
FedADG	73.40	61.70	93.44	71.81	75.09

Table 3: The average classification accuracy (%) using leave-one-domain-out validation on VLCS dataset. Note that all prior solutions have an additional advantage that allows centralized data access, whereas FedADG is used for domain generalization in a distributed manner.

Unseen domain (\rightarrow)	P	A	C	S	Avg.
DANN [9]	88.10	63.20	67.50	57.00	69.00
Epi-FCR [17]	86.10	64.70	72.30	65.00	72.00
JiGen [3]	89.00	67.63	71.71	65.18	73.38
G2DM [1]	88.12	66.60	73.36	66.19	73.35
FedADG	87.01	68.99	70.14	69.15	73.82

Table 4: The average classification accuracy (%) using leave-one-domain-out validation on PACS dataset.

Tab. 3 shows that FedADG outperforms three prior solutions (i.e., DANN, Epi-FCR, and JiGen) using VLCS dataset. FedADG fails to win G2DM solution using VLCS dataset. Tab. 4 shows that FedADG outperforms all four prior solutions using PACS dataset. Note that all prior solutions have an additional advantage that allows centralized data access, whereas FedADG is used for domain generalization in a distributed way. Besides, we have the following three observations. First, FedADG can achieve an average classification accuracy of 75.09% and 73.14% using the two test datasets, respectively. Second, FedADG has the best performance when using VOC2007 and SUN as the target domains (using VLCS dataset). Third, FedADG has the best performance when using Painting and Sketch as the target domains (using PACS dataset). In summary, FedADG indeed has good domain generalization performance.

5.3 Ablation Study

We perform ablation experiments on VLCS and PACS datasets to demonstrate the impact of different components of FedADG. Specifically, we focus on the distribution generator and discriminator, along with the data label (encoding as one-hot vector) in these two components. When we remove the distribution generator and discriminator from FedADG, it regresses to standard FedAvg [24]. We use “FedADG w/o. RP” to denote FedADG without the Random Projection (RP) layer. When we remove the one-hot vectors from both distribution generator and discriminator, the remained FedADG is denoted as “FedADG w/o. one-hot”. We report the results in Tab. 5.

Unseen domain (\rightarrow)	V	L	C	S	Avg.
FedAvg	68.77	59.95	91.10	68.15	71.99
FedADG w/o. RP	71.73	60.58	92.74	71.30	74.09
FedADG w/o. one-hot	74.68	59.57	94.61	70.89	74.94
FedADG	73.40	61.70	93.44	71.81	75.09
Unseen domain (\rightarrow)	P	A	C	S	Avg.
FedAvg	86.95	65.97	62.93	60.52	69.09
FedADG w/o. RP	87.72	67.87	68.34	65.31	72.31
FedADG w/o. one-hot	87.43	67.24	68.34	67.85	72.72
FedADG	87.01	68.99	70.14	69.15	73.82

Table 5: Experimental results of ablation study on VLCS and PACS datasets. FedAvg means to remove distribution generator and discriminator from FedADG. Based on FedADG, we use “FedADG w/o. RP” to represent the model when the random projection layer is removed. Besides, based on FedADG, we use “FedADG w/o. one-hot” to represent the model that removes the one-hot label vector.

Compared with FedAvg. As shown in Tab. 5, FedADG has higher accuracy in each target domain than FedAvg. In terms of average accuracy, FedADG outperforms FedAvg more than 3%. This result may because that FedAvg only contains two modules, i.e., feature extractor and classifier, so there is no mechanism for forced feature alignment.

Compared with FedADG w/o. RP. We observe that the accuracy of FedADG w/o. RP is lower than FedADG in Tab. 5. The function of random projection is to decrease the dimension of features. The low-dimension features

stabilize the training of ALN and help align the adaptively generated distribution and the distribution of source domain data. Thus, the random projection layer can improve the performance of FedADG on target domains.

Compared with FedADG w/o. one-hot. We observe that the accuracy of FedADG w/o. one-hot is still less than FedADG. This result also verifies the class-wise alignment can increase the generalization performance of FedADG.

5.4 Impact of Different Reference Distributions

As we have discussed in Sec. 3.1, the reference distribution helps to align the feature distributions of all source domain data, which in turn improves the accuracy of classification on target domains. In general, most existing works adopt fixed reference distribution without considering the distortion it may cause to the source domain distribution. In this part, we investigate how the adaptively generated distribution can outperform the fixed settings such as Gaussian distribution (\mathcal{N}), Uniform distribution (\mathcal{U}), and Laplace distribution [18]. The experimental results of different reference distributions on PACS are shown in Tab. 6.

Unseen domain (\rightarrow)	P	A	C	S	Avg.
fixed reference distribution					
$\mathcal{N} \sim (0, \mathbf{I})$	75.69	53.32	53.54	49.45	58.00
$\mathcal{U} \sim [-1, 1]$	81.26	57.71	55.33	38.23	58.13
$\text{Laplace}(1/\sqrt{2})$	84.31	54.69	55.84	44.29	59.78
adaptively generated distribution					
FedADG	87.01	68.99	70.14	69.15	73.82

Table 6: Experimental results when using different reference distributions in FedADG on PACS dataset.

In Tab. 6, the parameter of the Laplace distribution we compared in the experiment is $1/\sqrt{2}$, which is proved by Li *et al.* [18] to have the best effect on target domains. Moreover, we find that, in the table, the accuracy of the Laplace distribution with the parameter of $1/\sqrt{2}$ is higher than the other two fixed distributions. By observing all experimental results in Tab. 6, we notice that the average accuracy of the adaptively generated reference distribution

can be 10% higher than the accuracy of the fixed reference distributions. Especially in the target domains of C (Cartoon) and S (Sketch), the accuracy of using the adaptively generated distribution in FedADG is about 20% higher than the accuracy of the fixed reference distribution. The reason for poor results with fixed distributions is that they distort the distribution of source domain data, thus affecting the generalization ability of the well-trained model. Besides, the remarkable result of FedADG support the effectiveness of using adaptively generated distribution. It proves that the generated adaptive reference distribution can promote the performance of the model for target domains.

5.5 Impact of Random Projection Size

In addition to the reference distribution, the random projection layer pre-pended to the discriminator can further help to align the distributions of all source domain data. Here we try to learn how the layer size affect the classification performance of FedADG. We perform experiments with seven different random projection sizes using each target domain of PACS dataset. Fig. 4 shows the classification accuracy of FedADG on four target domains of PACS as the size of the projection layer changes.

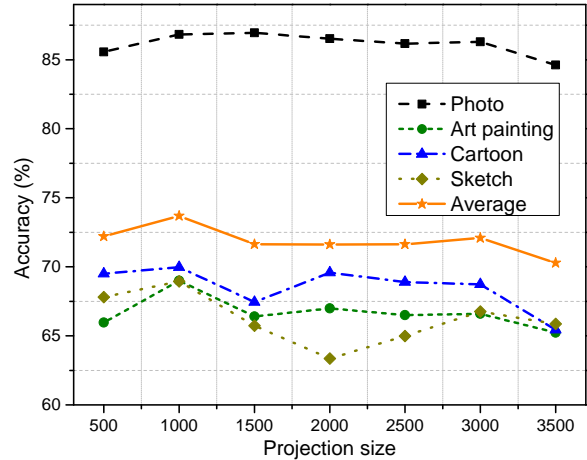


Figure 4: The classification accuracy of FedADG on different target domains on PACS dataset when varying random project size. The average over different target domains are also presented.

From Fig. 4, we observe that the projection layer size has different effects on the accuracy of the four target domains. In particular, the target domain of Sketch reacts most obviously to the change in the size of the projection layer. When the size of the projection layer increases from 1000 to 2000, the accuracy of Sketch decreases from 68.95% to 63.35%. The drop of 5.6% is the biggest change among all target domains. In other target domains, the accuracy gently changes within a range of 3%. It may attribute to the unbalance of data volume. Specifically, the data volumes of Photo, Art painting, Cartoon, and Sketch are 1499, 1840, 2107, and 3531 respectively. When we set Sketch as the target domain, its data volume cannot be overwhelmed by source domains. But when Sketch moves to the source domain, the volume of training data is much bigger than the test data. So we can see that Sketch shows bigger changes to other target domains.

Meanwhile, for all four target domains, we can obtain the best accuracy when the projection size is 1000. The reason may lie in the discriminator. As we know that the discriminator can help to align the output features of distribution generator and feature extractor. However, a larger projection size is not good for this alignment because the discriminator is easier to discriminate the output features of these two modules. Thus the distribution generator cannot generate a reference distribution which is close to the distribution of source domain data, which decreases the performance on unseen target domains. Please note that the best projection size is not exactly 1000, even if it looks so from the figure. Actually, it differs with target domains and appears around 1000. For example, the best size for Art painting is 1024.

6 Limitation

The major limitation of FedADG is that it requires extra resources consumption in training compared with the traditional FL schemes (e.g., FedAvg). On the one hand, clients need more computing resources to perform local adversarial training of ALN. On the other hand, clients have a larger communication overhead since they are required to submit the updates of ALN to the server as well as receive a new global ALN model in federated training. In a nutshell, FedADG achieves DG at the cost of extra

resources consumption. Note that the extra resources consumption is not very heavy and can be easily handled by the majority of smart devices on the market.

7 Conclusion

In this paper, we propose FedADG scheme under the federated learning setting for domain generalization. The main idea of FedADG is to learn the invariant feature representation in FL while eliminating the requirement for a centralized server to access clients' local data. Besides, we employ the adaptively generated reference distribution and class-wise alignment technique to ensure its high performance on target domains. The superiority of FedADG has been demonstrated by intensive experiments. Thus, FedADG significantly boosts the generalization capability of the traditional FL technique.

References

- [1] Isabela Albuquerque, João Monteiro, Mohammad Darvishi, Tiago H. Falk, and Ioannis Mitliagkas. Generalizing to unseen domains via distribution matching. *arXiv*, abs/1911.00804, 2019. 2, 4, 7, 8
- [2] Gilles Blanchard, Gyemin Lee, and Clayton Scott. Generalizing from several related classification tasks to a new unlabeled sample. In *Advances in Neural Information Processing Systems (NIPS)*, 2011. 1, 2
- [3] Fabio Maria Carlucci, Antonio D'Innocente, Silvia Bucci, Barbara Caputo, and Tatiana Tommasi. Domain generalization by solving jigsaw puzzles. In *Proceedings of the IEEE Conference on Computer Vision and Pattern Recognition (CVPR)*, pages 2229–2238, 2019. 2, 4, 7, 8
- [4] Junbum Cha, Sanghyuk Chun, Kyungjae Lee, Han-Cheol Cho, Seunghyun Park, Yunsung Lee, and Sungrae Park. Swad: Domain generalization by seeking flat minima. In *Advances in Neural Information Processing Systems (NeurIPS)*, 2021. 7
- [5] Myung Jin Choi, Joseph J. Lim, Antonio Torralba, and Alan S. Willsky. Exploiting hierarchical context on a large database of object categories. In *Proceedings of the IEEE Conference on Computer Vision and Pattern Recognition (CVPR)*, pages 129–136, 2010. 7
- [6] Jia Deng, Wei Dong, Richard Socher, Li-Jia Li, K. Li, and Li Fei-Fei. Imagenet: A large-scale hierarchical image database. In *Proceedings of the IEEE Conference on*

- Computer Vision and Pattern Recognition (CVPR)*, pages 248–255, 2009. 7
- [7] Mark Everingham, Luc Van Gool, Christopher K. I. Williams, John M. Winn, and Andrew Zisserman. The pascal visual object classes (voc) challenge. *International Journal of Computer Vision*, pages 303–338, 2009. 7
 - [8] Li Fei-Fei, Rob Fergus, and Pietro Perona. Learning generative visual models from few training examples: An incremental bayesian approach tested on 101 object categories. *Conference on Computer Vision and Pattern Recognition Workshop*, pages 178–178, 2004. 7
 - [9] Yaroslav Ganin, Evgeniya Ustinova, Hana Ajakan, Pascal Germain, Hugo Larochelle, François Laviolette, Mario Marchand, and Victor Lempitsky. Domain-adversarial training of neural networks. *The journal of machine learning research (JMLR)*, pages 2096–2030, 2016. 4, 7, 8
 - [10] Muhammad Ghifary, W. Kleijn, Mengjie Zhang, and David Balduzzi. Domain generalization for object recognition with multi-task autoencoders. In *Proceedings of the IEEE International Conference on Computer Vision (ICCV)*, pages 2551–2559, 2015. 2, 7
 - [11] Ian J. Goodfellow, Jean Pouget-Abadie, Mehdi Mirza, Bing Xu, David Warde-Farley, Sherjil Ozair, Aaron C. Courville, and Yoshua Bengio. Generative adversarial nets. In *Advances in Neural Information Processing Systems (NIPS)*, pages 2672–2680, 2014. 3
 - [12] Ishaan Gulrajani and David Lopez-Paz. In search of lost domain generalization. In *9th International Conference on Learning Representations (ICLR)*, 2021. 7
 - [13] Kaiming He, Xiangyu Zhang, Shaoqing Ren, and Jian Sun. Deep residual learning for image recognition. In *IEEE Conference on Computer Vision and Pattern Recognition (CVPR)*, pages 770–778, 2016. 7
 - [14] Zeyi Huang, Haohan Wang, Eric P. Xing, and Dong Huang. Self-challenging improves cross-domain generalization. In *European Conference on Computer Vision (ECCV)*, 2020. 7
 - [15] Alex Krizhevsky, Ilya Sutskever, and Geoffrey E. Hinton. Imagenet classification with deep convolutional neural networks. *Conference on Neural Information Processing Systems (NIPS)*, pages 84 – 90, 2012. 7
 - [16] Da Li, Yongxin Yang, Yi-Zhe Song, and Timothy M. Hospedales. Deeper, broader and artier domain generalization. In *Proceedings of the IEEE International Conference on Computer Vision (ICCV)*, pages 5543–5551, 2017. 7
 - [17] Da Li, Jianshu Zhang, Yongxin Yang, Cong Liu, Yi-Zhe Song, and Timothy M Hospedales. Episodic training for domain generalization. In *Proceedings of the IEEE/CVF International Conference on Computer Vision (ICCV)*, pages 1446–1455, 2019. 2, 4, 7, 8
 - [18] Haoliang Li, Sinno Jialin Pan, Shiqi Wang, and Alex C Kot. Domain generalization with adversarial feature learning. In *Proceedings of the IEEE Conference on Computer Vision and Pattern Recognition (CVPR)*, pages 5400–5409, 2018. 6, 9
 - [19] Qinbin Li, Bingsheng He, and Dawn Song. Model-contrastive federated learning. In *IEEE Conference on Computer Vision and Pattern Recognition (CVPR)*, pages 10713–10722, 2021. 2
 - [20] Tian Li, Anit Kumar Sahu, Manzil Zaheer, Maziar Sanjabi, Ameet Talwalkar, and Virginia Smith. Federated optimization in heterogeneous networks. In *Proceedings of Machine Learning and Systems (MLSys)*, 2020. 2
 - [21] Judy Yangjun Lin, Shaoyan Guo, Longhan Xie, and Gu Xu. Multi-projection of unequal dimension optimal transport theory for generative adversary networks. *Neural Networks*, pages 107–125, 2020. 3
 - [22] Quande Liu, Cheng Chen, Jing Qin, Qi Dou, and Pheng-Ann Heng. Feddg: Federated domain generalization on medical image segmentation via episodic learning in continuous frequency space. In *Proceedings of the IEEE/CVF Conference on Computer Vision and Pattern Recognition (CVPR)*, pages 1013–1023, 2021. 3, 4
 - [23] Xudong Mao, Qing Li, Haoran Xie, Raymond Y. K. Lau, Zhen Wang, and Stephen Paul Smolley. Least squares generative adversarial networks. In *Proceedings of the IEEE International Conference on Computer Vision (ICCV)*, pages 2813–2821, 2017. 4
 - [24] Brendan McMahan, Eider Moore, Daniel Ramage, Seth Hampson, and Blaise Agüera y Arcas. Communication-efficient learning of deep networks from decentralized data. In *Proceedings of the 20th International Conference on Artificial Intelligence and Statistics (AISTATS)*, pages 1273–1282, 2017. 1, 2, 4, 8
 - [25] Ishan Misra and Laurens van der Maaten. Self-supervised learning of pretext-invariant representations. In *IEEE/CVF Conference on Computer Vision and Pattern Recognition (CVPR)*, pages 6706–6716, 2020. 2
 - [26] Payman Mohassel and Yupeng Zhang. Secureml: A system for scalable privacy-preserving machine learning. *IEEE Symposium on Security and Privacy (SP)*, pages 19–38, 2017. 2
 - [27] Krikamol Muandet, David Balduzzi, and Bernhard Schölkopf. Domain generalization via invariant feature representation. In *Proceedings of the 30th International Conference on Machine Learning (ICML)*, pages 10–18, 2013. 2
 - [28] Reuven Y. Rubinstein. Cross-entropy and rare events for maximal cut and partition problems. *ACM Trans. Model. Comput. Simul.*, pages 27–53, 2002. 4

- [29] Bryan C. Russell, Antonio Torralba, Kevin P. Murphy, and William T. Freeman. Labelme: A database and web-based tool for image annotation. *International Journal of Computer Vision*, pages 157–173, 2007. 7
- [30] Christian Szegedy, Vincent Vanhoucke, Sergey Ioffe, Jonathon Shlens, and Zbigniew Wojna. Rethinking the inception architecture for computer vision. In *IEEE Conference on Computer Vision and Pattern Recognition (CVPR)*, pages 2818–2826, 2016. 5
- [31] Jindong Wang, Cuiling Lan, Chang Liu, Yidong Ouyang, and Tao Qin. Generalizing to unseen domains: A survey on domain generalization. In *Proceedings of the Thirtieth International Joint Conference on Artificial Intelligence (IJCAI)*, pages 4627–4635, 2021. 1
- [32] Jianyu Wang, Qinghua Liu, Hao Liang, Gauri Joshi, and H. Vincent Poor. Tackling the objective inconsistency problem in heterogeneous federated optimization. In *Advances in Neural Information Processing Systems (NIPS)*, 2020. 2