

HMS-OS: Improving the Human Mental Search Optimisation Algorithm by Grouping in both Search and Objective Space

Seyed Jalaeddin Mousavirad
Computer Engineering Department
Hakim Sabzevari University
Sabzevar, Iran

Gerald Schaefer
Department of Computer Science
Loughborough University
Loughborough, U.K.

Iakov Korovin
Southern Federal University
Taganrog, Russia

Diego Oliva
Depto. de Ciencias Computacionales
Universidad de Guadalajara
Guadalajara, Mexico

Mahshid Helali Moghadam
RISE Research Institutes of Sweden
Mälardalen University
Västerås, Sweden

Mehrdad Saadatmand
RISE Research Institutes of Sweden
Sweden

Abstract—The human mental search (HMS) algorithm is a relatively recent population-based metaheuristic algorithm, which has shown competitive performance in solving complex optimisation problems. It is based on three main operators: mental search, grouping, and movement. In the original HMS algorithm, a clustering algorithm is used to group the current population in order to identify a promising region in search space, while candidate solutions then move towards the best candidate solution in the promising region. In this paper, we propose a novel HMS algorithm, HMS-OS, which is based on clustering in both objective and search space, where clustering in objective space finds a set of best candidate solutions whose centroid is then also used in updating the population. For further improvement, HMS-OS benefits from an adaptive selection of the number of mental processes in the mental search operator. Experimental results on CEC-2017 benchmark functions with dimensionalities of 50 and 100, and in comparison to other optimisation algorithms, indicate that HMS-OS yields excellent performance, superior to those of other methods.

Index Terms—Optimisation, metaheuristics, human mental search, clustering, objective space.

I. INTRODUCTION

Global optimisation algorithms aim to find the best among all feasible solutions for a given problem. Conventional algorithms such as gradient-based approaches are popular yet ineffective and sometimes impractical [1], and also suffer from some difficulties such as their tendency towards local optima and requirements to calculate derivative information. Population-based metaheuristic algorithms, such as particle swarm optimisation [2], can provide a reliable alternative.

Population-based metaheuristic algorithms generally start with a set of randomly-generated candidate solutions (the population). They then employ some operators on the population to share information among different candidate solutions, and consequently, to move them towards a promising area in search

space. According to the no free lunch (NFL) theorem [3], there is no single best-suited algorithm for all optimisation problems, which has motivated significant research to develop effective population-based algorithms, both established [4]–[6] and more recent approaches [7]–[9].

Human mental search (HMS) [10], [11] is a relatively recent population-based metaheuristic that has demonstrated competitive performance in solving complex optimisation problems with different characteristics [10]. HMS has also been shown to outperform other algorithms in applications such as static and dynamic clustering-based image segmentation [12]–[14], colour quantisation [15], [16], and image thresholding [17], while also having been used for classical engineering problems such as welded beam design [10].

Similar to other population-based algorithms, HMS starts with a population of candidate solutions (called bids in HMS) and is founded on three main operators: mental search, which explores the vicinity of each bid based on a Levy flight distribution; grouping, which identifies a promising region, and movement, which moves candidate solutions towards the promising region.

The grouping operator in HMS plays a crucial role. Here, a clustering algorithm (k -means in standard HMS) is applied on the current population. Each generated cluster then represents a region in search space, and the cluster with the best mean objective function value is considered as the promising region used in the subsequent movement operator. It is worthwhile to note that the promising region may not contain the best candidate solution of the current population.

[18] shows that the population mid-point (centre) can improve the efficacy of the population-based algorithms. The population mid-point not only converges to a local optimum but also enhances the efficacy of an algorithm in its exploitation phase, so that improved population-based algorithms can be devised using this mid-point strategy [5], [6], [19].

In this paper, we propose a novel HMS algorithm, HMS-OS, which is based on clustering in both objective and search space. Clustering in objective space partitions the population based on the objective function, so that the best area includes the best individuals. The movement operator then uses both the best individual of the promising region and the average (mid-point) of the best objective space cluster. For further improvement, HMS-OS employs an adaptive mental search approach, inspired by [20], to adjust the number of mental searches used for each candidate solution.

The remainder of the paper is organised as follows. Section II describes the standard HMS algorithm, while Section III introduces our novel HMS-OS approach. Section IV provides experimental results, and Section V concludes the paper.

II. HUMAN MENTAL SEARCH

Human mental search (HMS) [10], [11] is a relatively recent population-based metaheuristic, which is inspired by the manner of a human operating in the bid space of online auctions. Each candidate solution in HMS is called a bid (or offer). HMS begins with a set of randomly-generated bids and is founded on three main operators: mental search, grouping, and movement, which are briefly explained in the following, while the overall HMS algorithm is given in form of pseudo-code in Algorithm 1 (for a minimisation problem).

A. Mental Search

The mental search operator explores the vicinity of each bid based on a Levy flight distribution where several small steps are mixed with sudden long jumps. Mental search thus improves both exploration and exploitation simultaneously.

A new bid in the neighborhood of an existing bid x_i is generated as

$$NS = x_i + S, \quad (1)$$

with

$$S = (2 - NFE \frac{2}{NFE_{\max}}) 0.01 \frac{u}{v^{1/\beta}} (x_i - x^*), \quad (2)$$

where NFE is the number of function evaluations so far, NFE_{\max} is the maximum number of function evaluations, x_i indicates the current bid, x^* is the best bid found so far, and u and v are random numbers calculated as

$$u \sim N(0, \sigma_u^2), \quad v \sim N(0, \sigma_v^2), \quad (3)$$

with

$$\sigma_u = \left\{ \frac{\Gamma(1 + \beta) \sin(\frac{\pi\beta}{2})}{\Gamma[\frac{1+\beta}{2}] \beta 2^{(\beta-1)/2}} \right\}^{1/\beta}, \quad \sigma_v = 1, \quad (4)$$

where Γ is a standard gamma function.

B. Grouping

The goal of the grouping operator is to partition the current population in search space based on a clustering algorithm such as k -means. For each generated cluster, the mean objective function value is calculated, and the cluster with the lowest mean objective value (in a minimisation problem) identified as the winner cluster indicating a promising area in search space.

Algorithm 1 Pseudo-code of HMS algorithm.

```

1: //  $L/U$ : lower/upper bound;  $M_l/M_h$ : min./max. number of
   mental processes;  $N_{pop}$ : number of bids;  $K$ : number of
   clusters;  $NFE_{\max}$ : max. number of function evaluations
2:
3: Initialise population of  $N_{pop}$  bids
4: Calculate objective function values (OFVs) of all bids
5:  $x^*$  = best bid in the initial population
6:  $NFE = N_{pop}$ 
7:  $iter = 0$ 
8: while  $NFE \leq NFE_{\max}$  do
9:    $iter = iter + 1$ 
10:  // Mental Search
11:  for  $i$  from 1 to  $N_{pop}$  do
12:     $\beta_i$  = random number between  $L$  and  $U$ 
13:     $q_i$  = integer random number between  $M_l$  and  $M_h$ 
14:    for  $j$  from 1 to  $q_i$  do
15:       $S = (2 - NFE \frac{2}{NFE_{\max}}) 0.01 \frac{u}{v^{1/\beta_i}} (x_i - x^*)$ 
16:       $NS_j = x_i + S$ 
17:    end for
18:     $t = NS$  with lowest OFV
19:    if OFV of  $t <$  OFV of  $x_i$  then
20:       $x_i = t$ 
21:    end if
22:     $NFE = NFE + q_i$ 
23:  end for
24:  // Grouping
25:  Cluster  $N_{pop}$  bids into  $K$  clusters
26:  Calculate mean OFV of each cluster
27:  winner cluster = cluster with lowest mean OFV
28:   $W$  = best bid in winner cluster
29:  // Movement
30:  for  $i$  from 1 to  $N_{pop}$  do
31:     $x_i = x_i + C(rW - x_i)$ 
32:  end for
33:  Calculate OFVs of all bids
34:   $x^+$  = best bid in current bids
35:  if OFV of  $x^+ <$  OFV of  $x^*$  then
36:     $x^* = x^+$ 
37:  end if
38:   $NFE = NFE + N_{pop}$ 
39: end while

```

C. Movement

During movement, candidate solutions move towards W , the best bid of the winner cluster, as

$$x_i = x_i + C(rW - x_i), \quad (5)$$

where C is a constant, and r is a random number in $[0, 1]$ taken from the uniform distribution.

III. HMS-OS ALGORITHM

In this paper, we improve the HMS algorithm through two modifications. The main contribution is to cluster the population in terms of both search space and objective space.

The second one is to adaptively select the number of mental searches.

A. Clustering in objective space

Grouping in HMS is performed, using the k -means algorithm, in search space, i.e. the space by which candidate solutions are defined. This is illustrated in Fig. 1 for a sample population of 16 bids which get divided into three clusters. As can be observed, each cluster contains bids that are close to each other in search space, and we can also identify the cluster that represents the best region based on each cluster's mean objective function value.

In this paper, we propose to also cluster the population based on the (one-dimensional) objective space. That is, we use k -means to cluster based on the objective function values of candidate solutions. After clustering, the best region here contains the best candidate solutions. Fig. 2 illustrates this for the same example used in Fig. 1. As we can see, each cluster comprises bids with similar objective function values, and the best region includes the best candidate solutions although they are located in different areas of the search space.

For updating based on clustering in objective space, the average (mid-point) of candidate solutions is used, in addition to the best solution from the winner cluster (i.e., from clustering in search space).

After clustering in both search and objective space, a new bid is updated as

$$x_i = x_i + C_1 r(W - x_i) + C_2 r(\bar{x} - x_i), \quad (6)$$

where \bar{x} is the centroid of the bids of the best cluster found in objective space clustering, C_1 and C_2 are constants, and r is a random number in $[0, 1]$ taken from the uniform distribution.

B. Adaptive Selection of Mental Search Processes

To further improve the proposed algorithm, we select the number of mental searches in an adaptive manner [20], rather than randomly as in the original HMS algorithm where it is determined as a random number between the minimum M_L and the maximum number of mental process M_H .

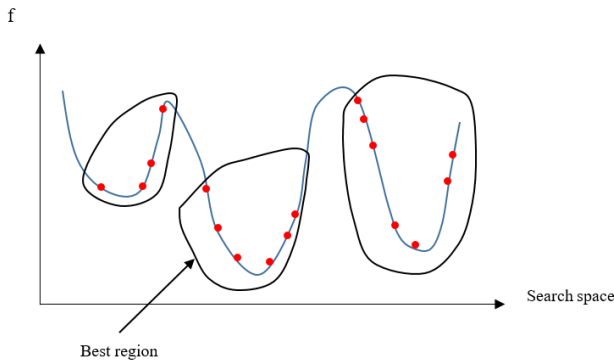


Fig. 1. Population clustering in search space.

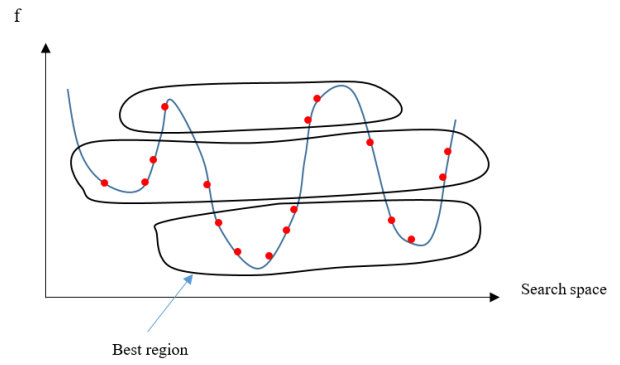


Fig. 2. Population clustering in objective space.

In HMS-OS, the number of mental searches is chosen proportionally to the bid's quality as specified by its objective function value. Consequently, the vicinity of better bids are explored more, thus improving the exploitation ability of the algorithm.

In particular, the number of mental searches NML_i for bid x_i is chosen as

$$NML_i = M_L + \text{round} \left(\frac{N_{pop} - \text{rank}(x_i) + 1}{N_{pop}} (M_H - M_L) \right), \quad (7)$$

where $\text{rank}(x_i)$ is the rank of x_i obtained by sorting all bids by objective function value in ascending order (for a minimisation problem). As a consequence, M_H mental searches are conducted for the best bid, whereas M_L searches are performed for the worst bid.

TABLE I
PARAMETER SETTINGS.

algorithm	parameter	value
CMA-ES [21]	λ	50
PSO [22]	C_1	2
	C_2	2
	w	1 to 0
GWO [7]	no parameters	
WOA [8]	b	1
SSA [23]	no parameters	
HMS [10]	number of clusters	5
	C	1
	M_L	2
	M_H	5
GHMS-RCS [24]	number of clusters	5
	C	1
	M_L	2
	M_H	5
HMS-OS	clustering probability	0.5
	number of clusters in search space	5
	number of clusters in objective space	10
	C_1	1.5
	C_2	1.5
	M_L	2
	M_H	10

IV. EXPERIMENTAL RESULTS

To verify the efficacy of HMS-OS, we evaluate it on the CEC2017 benchmark functions [25], 30 functions with different characteristics including unimodal functions (F1 to F3), multi-modal functions (F4 to F10), hybrid multi-modal functions (F11 to F20) and composite functions (F21 to F30). We compare our proposed algorithm with standard HMS algorithm [10] and GHMS-RCS [24], a recent HMS variant, as well as several state-of-the-art population-based algorithms, including covariance matrix adaptation evolution strategy (CMA-ES) [21], particle swarm optimisation (PSO) [2], grey wolf optimiser (GWO) [7], whale optimisation algorithm (WOA) [8], moth flame optimisation algorithm (MFO) [26], and salp swarm algorithm (SSA) [23].

In all experiments, the maximum number of function evaluations and population size are set to $3000 \times D$ and 50, respectively, where D is the dimensionality of the search space. The employed parameters for the various algorithms are given in Table I. Each algorithm is run 25 times, and we report the average and standard deviation over these 25 runs.

The results for $D = 50$ are given in Table II. In all tables, as a performance measure, we report the difference between the (known) optimal function value and the result obtained by the algorithm. From Table II, it is apparent that HMS-OS obtains the best result for 26 of the 30 functions, while also giving the lowest standard deviation (and thus, best robustness) for 25 problems. Overall, HMS-OS yields the lowest average rank (1.30), and by a wide margin, thus clearly outperforming all other methods.

For $D = 100$, the results are given in Table III, HMS-OS obtains the best results for all but one function, thus impressively demonstrating superiority over all other evaluated techniques.

We also perform a Wilcoxon signed-rank test between HMS-OS and the other algorithms whose results are given in Table IV. As we can see from there, the obtained p -value is below 0.05 in all cases, confirming that HMS-OS gives statistically significantly better results than all other methods.

Fig. 3 shows convergence curves of our proposed algorithm compared to those of the original HMS algorithm, for three representative functions (F1, F15, and F30). As we can observe, HMS-OS consistently converges faster than standard HMS.

As our HMS-OS algorithm includes two main modifications, we investigate the effect of each modification separately. The results for $D = 100$, as a representative, are given in Table V where HMS-OS-V1 refers to HMS with (only) adaptive selection of mental search processes, while HMS-OS-V2 denotes HMS with (only) our proposed clustering algorithm. It can be seen that in most cases HMS-OS-V2 yields the second lowest objective function value, while HMS-OS-V1 is ranked third in most cases, showing that the effect of clustering also in objective space on the overall performance is higher than the adaptive mental process selection.

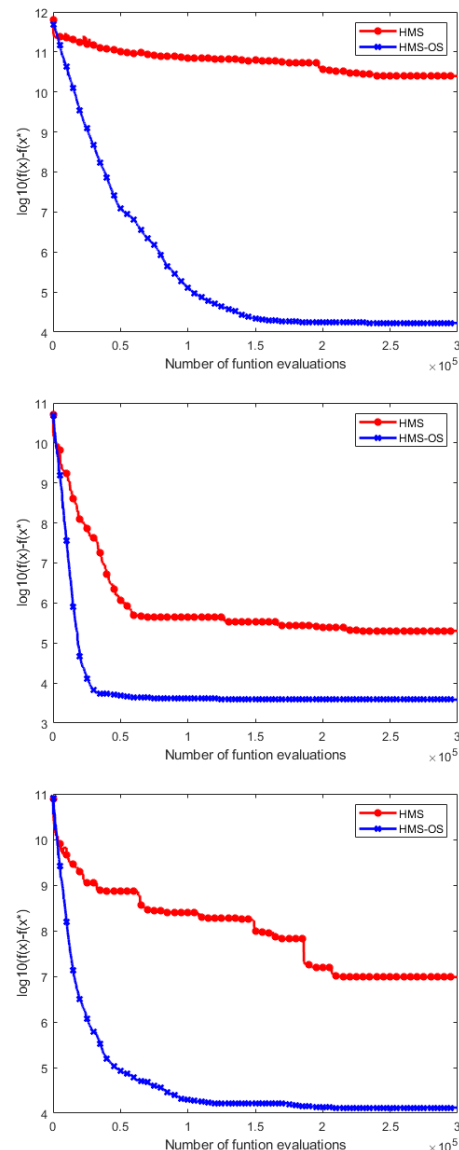


Fig. 3. Convergence plots for F1 (top), F15 (middle), and F30 (bottom).

V. CONCLUSIONS

In this paper, we have proposed a novel human mental search (HMS) algorithm, HMS-OS, to solve global optimisation problems. While in standard HMS, grouping is performed in search space, in HMS-OS the population is clustered both in search and objective space. The new updating scheme then employs both the best candidate solution of the best region selected by search space clustering and the centroid of the members of the best region selected by objective space clustering. In addition, the number of mental searches is adaptively selected so that the vicinity of the better candidate solutions is explored more. Extensive experiments on the CEC-2017 benchmark functions for dimensionalities of 50 and 100, convincingly confirm HMS-OS to outperform HMS and a number of other population-based metaheuristic algorithms

TABLE II
RESULTS FOR ALL ALGORITHMS AND ALL FUNCTIONS FOR $D = 50$. BEST RESULTS ARE BOLDED.

function		CMA-ES	PSO	GWO	WOA	MFO	SSA	HMS	HMS-RCS	HMS-OS
F1	avg.	4.64E+10	2.57E+08	5.59E+09	4.96E+08	3.75E+10	7.49E+03	2.99E+08	4.44E+08	3.43E+04
	std.dev.	2.36E+10	1.81E+07	2.22E+09	3.64E+08	1.45E+10	8.69E+03	5.21E+08	3.90E+08	4.13E+04
F2	avg.	5.07E+79	2.66E+25	7.96E+54	1.25E+70	6.94E+76	6.61E+32	1.42E+53	2.20E+50	5.23E+21
	std.dev.	2.53E+80	8.24E+25	3.83E+55	6.24E+70	3.46E+77	2.70E+33	5.97E+53	7.86E+50	2.42E+22
F3	avg.	3.75E+05	9.48E+03	9.42E+04	1.85E+05	1.67E+05	5.45E+04	3.48E+04	9.39E+04	1.47E+05
	std.dev.	5.24E+04	3.35E+03	1.78E+04	5.14E+04	9.30E+04	1.85E+04	9.04E+03	2.62E+04	1.91E+04
F4	avg.	7.61E+03	1.62E+02	7.14E+02	5.30E+02	4.06E+03	1.94E+02	3.04E+02	3.61E+02	4.62E+01
	std.dev.	2.12E+03	6.32E+01	5.45E+02	1.32E+02	4.43E+03	4.26E+01	5.47E+01	1.41E+02	2.05E+01
F5	avg.	3.08E+02	3.94E+02	2.07E+02	4.70E+02	4.62E+02	3.31E+02	2.38E+02	4.56E+02	1.63E+02
	std.dev.	2.78E+02	4.13E+01	2.98E+01	6.62E+01	8.55E+01	8.80E+01	3.67E+01	5.92E+01	1.10E+01
F6	avg.	6.80E+01	6.95E+01	1.76E+01	8.30E+01	4.78E+01	5.60E+01	1.87E+01	3.76E+01	5.70E+00
	std.dev.	7.09E+00	7.54E+00	4.16E+00	1.33E+01	8.21E+00	6.99E+00	7.55E+00	6.03E+00	8.30E+01
F7	avg.	2.20E+02	5.01E+02	3.59E+02	1.06E+03	1.13E+03	4.08E+02	3.00E+02	4.44E+02	2.04E+02
	std.dev.	1.53E+02	3.40E+01	4.42E+01	1.40E+02	4.26E+02	8.23E+01	4.66E+01	1.45E+02	1.20E+01
F8	avg.	5.17E+02	4.15E+02	2.19E+02	4.49E+02	4.79E+02	3.14E+02	2.54E+02	4.43E+02	1.60E+02
	std.dev.	1.94E+02	3.12E+01	3.42E+01	5.78E+01	8.61E+01	6.09E+01	4.26E+01	5.67E+01	1.34E+01
F9	avg.	1.35E+04	2.47E+04	8.16E+03	2.76E+04	1.71E+04	1.22E+04	6.46E+03	2.12E+04	2.84E+03
	std.dev.	1.02E+04	3.74E+03	4.45E+03	9.49E+03	5.07E+03	2.47E+03	1.87E+03	6.15E+03	6.75E+02
F10	avg.	1.32E+04	8.82E+03	6.50E+03	1.01E+04	7.47E+03	7.00E+03	7.53E+03	7.49E+03	4.28E+03
	std.dev.	4.77E+02	6.89E+02	1.61E+03	1.46E+03	1.12E+03	7.97E+02	1.09E+03	8.04E+02	2.51E+02
F11	avg.	6.45E+04	3.59E+02	2.97E+03	1.17E+03	1.28E+04	3.78E+02	8.25E+02	9.04E+02	1.65E+02
	std.dev.	1.32E+04	7.65E+01	9.80E+02	3.42E+02	1.10E+04	9.95E+01	1.55E+02	2.35E+02	1.59E+01
F12	avg.	2.24E+10	1.07E+08	5.44E+08	5.79E+08	4.62E+09	4.25E+07	1.07E+08	9.99E+07	4.75E+05
	std.dev.	5.35E+09	2.99E+07	7.75E+08	3.77E+08	4.50E+09	2.66E+07	6.89E+07	4.71E+07	2.55E+05
F13	avg.	1.29E+10	1.47E+07	1.05E+08	5.55E+06	8.80E+08	1.80E+05	1.17E+05	7.20E+04	2.67E+03
	std.dev.	2.06E+09	2.93E+06	1.45E+08	5.72E+06	1.18E+09	1.54E+05	4.19E+04	3.11E+04	2.61E+03
F14	avg.	2.17E+07	1.17E+05	9.45E+05	1.97E+06	1.08E+06	1.44E+05	2.85E+05	3.40E+05	2.12E+04
	std.dev.	1.13E+07	7.10E+04	1.15E+06	1.69E+06	2.18E+06	1.25E+05	1.33E+05	1.95E+05	1.23E+04
F15	avg.	2.51E+09	3.05E+06	1.56E+07	1.08E+06	8.65E+06	5.73E+04	3.24E+04	2.89E+04	5.68E+03
	std.dev.	1.10E+09	1.11E+06	2.42E+07	2.50E+06	2.36E+07	3.54E+04	1.77E+04	1.47E+04	4.31E+03
F16	avg.	5.37E+03	2.15E+03	1.46E+03	3.81E+03	2.73E+03	2.00E+03	2.10E+03	2.39E+03	1.35E+03
	std.dev.	3.93E+02	5.46E+02	3.94E+02	9.35E+02	6.69E+02	5.07E+02	4.36E+02	4.36E+02	1.95E+02
F17	avg.	1.05E+03	1.68E+03	1.06E+03	2.55E+03	2.30E+03	1.75E+03	1.51E+03	1.79E+03	8.55E+02
	std.dev.	3.95E+02	3.41E+02	2.70E+02	6.15E+02	5.13E+02	4.31E+02	4.24E+02	3.98E+02	8.40E+01
F18	avg.	1.27E+08	1.50E+06	5.10E+06	1.41E+07	2.96E+06	1.95E+06	1.78E+06	2.77E+06	2.04E+05
	std.dev.	7.61E+07	8.78E+05	5.93E+06	8.68E+06	2.91E+06	1.36E+06	1.38E+06	1.84E+06	1.04E+05
F19	avg.	1.10E+09	2.78E+06	3.16E+06	5.13E+06	5.93E+07	2.89E+06	3.12E+04	1.75E+04	1.64E+04
	std.dev.	6.94E+08	1.52E+06	7.51E+06	4.96E+06	2.50E+08	1.50E+06	1.20E+04	1.77E+04	6.99E+03
F20	avg.	1.62E+03	1.30E+03	8.97E+02	1.70E+03	1.40E+03	1.22E+03	1.10E+03	1.27E+03	7.86E+02
	std.dev.	3.02E+02	2.86E+02	2.96E+02	3.28E+02	4.64E+02	3.00E+02	2.95E+02	2.14E+02	1.03E+02
F21	avg.	7.99E+02	6.61E+02	3.94E+02	8.43E+02	6.41E+02	4.60E+02	4.91E+02	6.36E+02	3.65E+02
	std.dev.	4.19E+01	6.97E+01	3.11E+01	9.68E+01	8.44E+01	5.07E+01	4.42E+01	4.52E+01	9.31E+00
F22	avg.	1.43E+04	9.09E+03	6.78E+03	1.01E+04	8.28E+03	6.04E+03	7.85E+03	8.08E+03	4.40E+03
	std.dev.	4.31E+02	2.02E+03	9.82E+02	1.37E+03	1.10E+03	2.40E+03	1.19E+03	9.93E+02	8.58E+02
F23	avg.	1.14E+03	1.55E+03	6.64E+02	1.35E+03	8.41E+02	7.14E+02	8.14E+02	8.27E+02	6.11E+02
	std.dev.	4.47E+01	2.96E+02	7.96E+01	1.66E+02	5.10E+01	8.52E+01	6.13E+01	4.48E+01	2.16E+01
F24	avg.	1.14E+03	1.21E+03	7.24E+02	1.30E+03	8.16E+02	7.48E+02	8.78E+02	8.98E+02	8.01E+02
	std.dev.	4.87E+01	1.48E+02	6.75E+01	1.45E+02	5.77E+01	6.11E+01	3.92E+01	5.34E+01	1.51E+01
F25	avg.	2.72E+03	5.12E+02	1.06E+03	9.11E+02	3.08E+03	5.69E+02	6.34E+02	7.54E+02	5.25E+02
	std.dev.	1.42E+03	3.92E+01	2.29E+02	1.26E+02	2.61E+03	2.80E+01	7.33E+01	1.30E+02	1.82E+01
F26	avg.	8.76E+03	6.09E+03	3.95E+03	1.05E+04	5.82E+03	3.36E+03	5.47E+03	5.32E+03	2.51E+03
	std.dev.	5.70E+02	3.69E+03	5.47E+02	1.43E+03	5.32E+02	2.03E+03	5.90E+02	2.76E+02	1.25E+03
F27	avg.	1.12E+03	1.07E+03	8.99E+02	1.69E+03	8.75E+02	8.10E+02	7.22E+02	7.40E+02	5.91E+02
	std.dev.	7.24E+01	7.16E+02	1.08E+02	3.84E+02	1.04E+02	9.12E+01	8.10E+01	9.75E+01	2.17E+01
F28	avg.	6.77E+03	4.97E+02	1.48E+03	1.20E+03	5.11E+03	5.23E+02	7.09E+02	2.67E+03	4.88E+02
	std.dev.	1.77E+02	1.78E+01	4.74E+02	1.77E+02	1.01E+03	2.34E+01	5.42E+02	1.66E+03	1.84E+01
F29	avg.	1.04E+04	2.55E+03	1.62E+03	4.85E+03	2.31E+03	2.42E+03	1.67E+03	1.54E+03	1.10E+03
	std.dev.	3.06E+03	3.51E+02	3.13E+02	1.35E+03	5.63E+02	4.45E+02	3.42E+02	3.13E+02	1.13E+02
F30	avg.	2.43E+09	5.58E+07	1.09E+08	1.35E+08	1.29E+08	7.09E+07	2.31E+06	2.22E+06	1.02E+06
	std.dev.	8.57E+08	7.14E+06	3.28E+07	6.09E+07	3.26E+08	1.57E+07	1.25E+06	7.47E+05	1.54E+05
average rank		7.87	5.02	4.43	7.60	6.90	3.60	3.65	4.63	1.30
overall rank		9	6	4	8	7	2	3	5	1

TABLE III
RESULTS FOR ALL ALGORITHMS AND ALL FUNCTIONS FOR $D = 100$.

function		CMA-ES	PSO	GWO	WOA	MFO	SSA	HMS	HMS-RCS	HMS-OS
F1	avg.	4.20E+10	1.07E+09	4.25E+10	1.98E+07	1.24E+11	6.49E+04	1.51E+10	1.14E+10	1.09E+04
	std.dev.	5.82E+10	9.06E+07	7.90E+09	6.83E+06	3.65E+10	2.78E+05	6.50E+09	4.01E+09	8.99E+03
F2	avg.	1.04E+166	8.45E+71	4.30E+133	1.15E+148	7.99E+159	7.41E+108	6.53E+134	8.24E+124	7.32E+48
	std.dev.	1.76E+166	2.89E+72	2.15E+134	5.42E+148	6.65E+159	3.70E+109	3.27E+135	4.12E+125	3.60E+49
F3	avg.	8.50E+05	2.36E+05	2.45E+05	7.55E+05	6.55E+05	3.24E+05	1.14E+05	2.78E+05	3.94E+05
	std.dev.	8.76E+04	3.39E+04	1.99E+04	1.50E+05	1.90E+05	7.16E+04	1.37E+04	4.12E+04	2.81E+04
F4	avg.	1.71E+04	3.87E+02	3.36E+03	6.69E+02	2.38E+04	4.07E+02	2.01E+03	1.53E+03	1.91E+02
	std.dev.	3.03E+03	8.27E+01	9.04E+02	1.04E+02	1.68E+04	5.74E+01	6.83E+02	4.20E+02	2.47E+01
F5	avg.	1.07E+03	1.09E+03	6.41E+02	9.25E+02	1.20E+03	8.55E+02	6.78E+02	1.32E+03	2.55E+02
	std.dev.	3.53E+02	7.27E+01	1.23E+02	6.65E+01	1.79E+02	9.36E+01	7.06E+01	1.02E+02	1.87E+01
F6	avg.	1.44E+01	8.60E+01	3.65E+01	7.93E+01	7.32E+01	6.47E+01	3.32E+01	6.33E+01	3.21E+00
	std.dev.	2.94E+01	4.87E+00	4.12E+00	8.75E+00	6.51E+00	5.58E+00	6.76E+00	6.62E+00	4.76E+01
F7	avg.	8.65E+02	1.25E+03	1.25E+03	2.57E+03	4.04E+03	1.22E+03	9.67E+02	1.44E+03	3.99E+02
	std.dev.	8.55E+01	1.11E+02	1.61E+02	1.54E+02	7.69E+02	2.04E+02	1.41E+02	2.67E+02	2.28E+01
F8	avg.	1.27E+03	1.20E+03	6.33E+02	1.12E+03	1.27E+03	8.85E+02	7.14E+02	1.35E+03	2.61E+02
	std.dev.	5.40E+01	7.42E+01	5.36E+01	1.34E+02	1.86E+02	1.69E+02	8.10E+01	1.35E+02	1.53E+01
F9	avg.	3.25E+04	6.32E+04	3.27E+04	3.54E+04	4.21E+04	2.71E+04	2.22E+04	5.52E+04	6.94E+03
	std.dev.	2.19E+04	5.47E+03	1.20E+04	9.46E+03	5.96E+03	3.69E+03	3.71E+03	8.59E+03	2.05E+03
F10	avg.	3.04E+04	2.20E+04	1.57E+04	1.95E+04	1.68E+04	1.48E+04	1.79E+04	1.86E+04	1.09E+04
	std.dev.	5.62E+02	1.26E+03	3.15E+03	2.43E+03	1.98E+03	1.63E+03	2.28E+03	1.50E+03	7.67E+02
F11	avg.	4.51E+05	2.44E+03	5.33E+04	1.17E+04	1.32E+05	5.04E+03	1.35E+04	2.56E+04	9.98E+02
	std.dev.	8.10E+04	2.05E+02	1.20E+04	6.65E+03	8.92E+04	1.40E+03	5.70E+03	8.92E+03	2.05E+02
F12	avg.	5.27E+10	8.27E+08	7.40E+09	7.23E+08	3.48E+10	4.48E+08	1.52E+09	1.26E+09	8.89E+05
	std.dev.	8.63E+09	2.05E+08	4.63E+09	2.62E+08	1.81E+10	2.12E+08	9.57E+08	4.70E+08	2.94E+05
F13	avg.	1.16E+10	5.08E+07	4.15E+08	6.20E+04	4.43E+09	9.40E+04	3.78E+07	1.63E+07	3.09E+03
	std.dev.	2.27E+09	6.15E+06	4.20E+08	2.74E+04	4.07E+09	4.42E+04	8.85E+07	4.13E+07	3.10E+03
F14	avg.	1.15E+08	1.57E+06	4.95E+06	1.45E+06	8.14E+06	1.63E+06	2.07E+06	3.73E+06	1.66E+05
	std.dev.	3.94E+07	3.72E+05	3.30E+06	6.26E+05	7.46E+06	7.35E+05	1.85E+06	1.91E+06	6.22E+04
F15	avg.	5.73E+09	1.52E+07	1.02E+08	6.21E+04	1.81E+09	6.54E+04	5.00E+05	1.79E+05	2.22E+03
	std.dev.	1.10E+09	2.99E+06	1.26E+08	2.44E+04	1.48E+09	2.32E+04	1.79E+06	2.52E+05	2.23E+03
F16	avg.	1.20E+04	5.85E+03	4.42E+03	8.43E+03	6.36E+03	5.05E+03	6.06E+03	5.78E+03	2.63E+03
	std.dev.	6.59E+02	8.16E+02	6.28E+02	1.83E+03	8.90E+02	6.80E+02	8.21E+02	8.86E+02	2.50E+02
F17	avg.	4.22E+04	4.32E+03	3.54E+03	5.47E+03	6.44E+03	3.60E+03	5.25E+03	5.04E+03	2.02E+03
	std.dev.	2.36E+04	5.77E+02	1.97E+03	8.08E+02	1.73E+03	5.59E+02	6.43E+02	6.64E+02	2.20E+02
F18	avg.	1.39E+08	3.18E+06	4.83E+06	1.88E+06	1.63E+07	3.03E+06	5.67E+06	7.38E+06	3.74E+05
	std.dev.	3.92E+07	1.17E+06	2.90E+06	6.42E+05	2.06E+07	1.53E+06	4.72E+06	4.72E+06	1.16E+05
F19	avg.	4.44E+09	2.67E+07	1.15E+08	1.33E+07	7.69E+08	1.21E+07	1.54E+06	4.28E+05	1.34E+03
	std.dev.	1.30E+09	7.05E+06	1.50E+08	6.89E+06	1.19E+09	5.16E+06	2.76E+06	4.07E+05	4.88E+02
F20	avg.	5.14E+03	3.77E+03	3.28E+03	4.23E+03	3.78E+03	3.10E+03	3.65E+03	3.71E+03	2.02E+03
	std.dev.	3.66E+02	5.29E+02	1.08E+03	5.17E+02	5.67E+02	5.01E+02	5.90E+02	5.16E+02	2.46E+02
F21	avg.	1.44E+03	1.69E+03	8.69E+02	1.79E+03	1.55E+03	1.12E+03	1.10E+03	1.61E+03	4.88E+02
	std.dev.	3.00E+02	1.48E+02	5.41E+01	2.49E+02	1.50E+02	1.90E+02	8.34E+01	9.62E+01	1.62E+01
F22	avg.	3.11E+04	2.44E+04	1.74E+04	2.17E+04	1.84E+04	1.68E+04	1.99E+04	1.94E+04	1.21E+04
	std.dev.	8.83E+02	1.19E+03	3.14E+03	2.04E+03	1.79E+03	1.68E+03	1.84E+03	1.26E+03	7.15E+02
F23	avg.	1.84E+03	2.91E+03	1.23E+03	2.44E+03	1.49E+03	1.29E+03	1.41E+03	1.32E+03	7.45E+02
	std.dev.	5.95E+01	3.89E+02	9.33E+01	2.59E+02	1.14E+02	1.42E+02	7.82E+01	5.61E+01	1.60E+01
F24	avg.	2.44E+03	3.04E+03	1.75E+03	3.55E+03	1.94E+03	1.66E+03	1.95E+03	1.88E+03	1.16E+03
	std.dev.	9.19E+01	2.79E+02	9.40E+01	3.51E+02	1.33E+02	1.39E+02	1.28E+02	9.99E+01	1.47E+01
F25	avg.	8.27E+03	9.45E+02	3.42E+03	1.13E+03	1.12E+04	9.97E+02	1.59E+03	2.87E+03	7.29E+02
	std.dev.	4.32E+03	4.88E+01	6.58E+02	9.39E+01	7.94E+03	6.60E+01	3.23E+02	7.11E+02	2.88E+01
F26	avg.	1.93E+04	1.71E+04	1.22E+04	2.82E+04	1.53E+04	1.23E+04	1.58E+04	1.46E+04	6.17E+03
	std.dev.	6.74E+02	7.38E+03	1.31E+03	3.53E+03	1.40E+03	2.57E+03	9.16E+02	7.49E+02	1.80E+02
F27	avg.	2.00E+03	6.43E+02	1.33E+03	2.27E+03	1.28E+03	1.14E+03	8.75E+02	8.36E+02	6.00E+02
	std.dev.	1.78E+02	9.87E+01	1.22E+02	7.89E+02	2.39E+02	1.56E+02	7.88E+01	8.44E+01	8.77E+00
F28	avg.	1.91E+04	6.38E+02	4.73E+03	9.13E+02	1.62E+04	7.35E+02	2.37E+03	1.30E+04	5.80E+02
	std.dev.	8.78E+02	7.62E+01	1.02E+03	6.08E+01	1.59E+03	4.41E+01	1.04E+03	1.67E+02	2.40E+01
F29	avg.	1.34E+04	6.94E+03	5.28E+03	1.11E+04	8.22E+03	6.39E+03	5.04E+03	4.82E+03	2.72E+03
	std.dev.	1.19E+04	5.16E+02	6.24E+02	2.62E+03	4.36E+03	9.99E+02	6.85E+02	6.21E+02	1.70E+02
F30	avg.	1.02E+10	1.07E+08	1.03E+09	1.83E+08	2.33E+09	9.79E+07	1.02E+07	1.99E+06	1.43E+04
	std.dev.	2.09E+09	2.75E+07	1.03E+09	7.47E+07	1.73E+09	3.68E+07	9.33E+06	1.51E+06	5.61E+03
average rank		7.75	5.25	4.72	5.90	7.25	3.33	4.50	5.13	1.17
overall rank		9	6	4	7	8	2	3	5	1

TABLE IV
RESULTS (p -VALUES) OF WILCOXON SIGNED RANK TEST BETWEEN
HMS-OS AND OTHER ALGORITHMS.

	$D = 50$	$D = 100$
HMS vs. CMA-ES	1.7333 E-06	2.6966E-11
HMS vs. PSO	1.7988 E-05	1.8839E-10
HMS vs. GWO	2.3704E-05	7.5409E-10
HMS vs. WOA	1.7343E-06	1.6295E-11
HMS vs. MFO	1.7343E-06	1.6295E-11
HMS vs. SSA	1.4772E-04	1.5821E-10
HMS vs. HMS	1.6394E-05	8.6652E-10
HMS vs. HMS-RCS	1.6394E-05	1.3042E-10

including covariance matrix adaptation evolution strategy, particle swarm optimisation, grey wolf optimiser, whale optimisation algorithm, moth flame optimisation algorithm, and salp swarm algorithm.

REFERENCES

[1] Y. Hu, C.-K. Sim, and X. Yang, "A subgradient method based on gradient sampling for solving convex optimization problems," *Numerical Functional Analysis and Optimization*, vol. 36, no. 12, pp. 1559–1584, 2015.

[2] J. Kennedy and R. Eberhart, "Particle swarm optimization (PSO)," in *IEEE International Conference on Neural Networks*, 1995, pp. 1942–1948.

[3] D. Wolpert and G. Macready, "No free lunch theorems for optimization," *IEEE Transactions on Evolutionary Computation*, vol. 1, no. 1, pp. 67–82, 1997.

TABLE V
RESULTS FOR THE EACH OF THE PROPOSED MODIFICATIONS.

	HMS	HMS-OS-V1	HMS-OS-V2	HMS-OS
F1	1.51E+10	1.17E+07	2.29E+04	1.09E+04
F2	6.53E+134	2.89E+48	3.23E+56	7.32E+48
F3	1.14E+05	3.58E+05	4.10E+05	3.94E+05
F4	2.01E+03	4.75E+02	2.13E+02	1.91E+02
F5	6.78E+02	7.17E+02	2.59E+02	2.55E+02
F6	3.32E+01	4.83E+01	8.44E+00	3.21E+00
F7	9.67E+02	9.99E+02	4.50E+02	3.99E+02
F8	7.14E+02	6.84E+02	2.58E+02	2.61E+02
F9	2.22E+04	3.55E+04	1.08E+04	6.94E+03
F10	1.79E+04	1.15E+04	1.32E+04	1.09E+04
F11	1.35E+04	1.23E+03	3.21E+03	9.98E+02
F12	1.52E+09	3.47E+06	1.75E+06	8.89E+05
F13	3.78E+07	8.65E+03	4.22E+03	3.09E+03
F14	2.07E+06	2.42E+05	2.35E+05	1.60E+05
F15	5.00E+05	3.96E+03	2.44E+03	2.22E+03
F16	6.06E+03	4.17E+03	3.00E+03	2.63E+03
F17	5.25E+03	2.76E+03	2.26E+03	2.02E+03
F18	5.67E+06	5.83E+05	6.27E+05	3.74E+05
F19	1.54E+06	2.40E+03	2.07E+03	1.34E+03
F20	3.65E+03	2.20E+03	2.30E+03	2.02E+03
F21	1.10E+03	8.08E+02	4.88E+02	4.88E+02
F22	1.99E+04	1.27E+04	1.40E+04	1.21E+04
F23	1.41E+03	1.01E+03	7.36E+02	7.45E+02
F24	1.95E+03	1.42E+03	1.13E+03	1.16E+03
F25	1.59E+03	1.10E+03	7.70E+02	7.29E+02
F26	1.58E+04	9.78E+03	5.84E+03	6.17E+03
F27	8.75E+02	7.20E+02	6.11E+02	6.00E+02
F28	2.37E+03	1.15E+03	5.95E+02	5.80E+02
F29	5.04E+03	3.50E+03	2.85E+03	2.72E+03
F30	1.02E+07	4.55E+04	2.38E+04	1.43E+04
average rank	3.77	2.87	2.11	1.25
overall rank	4	3	2	1

[4] S. J. Mousavirad and S. Rahnamayan, "Differential evolution algorithm based on a competition scheme," in *14th International Conference on Computer Science and Education*, 2019.

[5] S. J. Mousavirad, A. Asilian Bidgoli, and S. Rahnamayan, "Tackling deceptive optimization problems using opposition-based DE with center-based Latin hypercube initialization," in *14th International Conference on Computer Science and Education*, 2019.

[6] S. J. Mousavirad and S. Rahnamayan, "CenPSO: A novel center-based particle swarm optimization algorithm for large-scale optimization," in *International Conference on Systems, Man, and Cybernetics*, 2020.

[7] S. Mirjalili, S. M. Mirjalili, and A. Lewis, "Grey wolf optimizer," *Advances in Engineering Software*, vol. 69, pp. 46–61, 2014.

[8] S. Mirjalili and A. Lewis, "The whale optimization algorithm," *Advances in Engineering Software*, vol. 95, pp. 51–67, 2016.

[9] S. Mirjalili, "SCA: a sine cosine algorithm for solving optimization problems," *Knowledge-Based Systems*, vol. 96, pp. 120–133, 2016.

[10] S. J. Mousavirad and H. Ebrahimpour-Komleh, "Human mental search: a new population-based metaheuristic optimization algorithm," *Applied Intelligence*, vol. 47, no. 3, pp. 850–887, 2017.

[11] S. J. Mousavirad, G. Schaefer, and H. Ebrahimpour-Komleh, "The human mental search algorithm for solving optimisation problems," in *Enabling AI Applications in Data Science*. Springer, 2020, pp. 27–47.

[12] S. J. Mousavirad, H. Ebrahimpour-Komleh, and G. Schaefer, "Effective image clustering based on human mental search," *Applied Soft Computing*, vol. 78, pp. 209–220, 2019.

[13] —, "Automatic clustering using a local search-based human mental search algorithm for image segmentation," *Applied Soft Computing*, p. 106604, 2020.

[14] S. J. Mousavirad, G. Schaefer, H. Ebrahimpour-Komleh, and I. Korovin, "A novel image segmentation based on clustering and population-based optimisation," in *International Conference on Swarm Intelligence*, 2020, pp. 117–129.

[15] S. J. Mousavirad, G. Schaefer, H. Fang, X. Liu, and I. Korovin, "Colour quantisation by human mental search," in *International Conference on Swarm Intelligence*, 2020, pp. 130–141.

[16] S. J. Mousavirad, G. Schaefer, M. E. Celebi, H. Fang, and X. Liu, "Colour quantisation using human mental search and local refinement," in *IEEE International Conference on Systems, Man, and Cybernetics*, 2020, pp. 3045–3050.

[17] S. J. Mousavirad and H. Ebrahimpour-Komleh, "Human mental search-based multilevel thresholding for image segmentation," *Applied Soft Computing*, vol. 97, p. 105427, 2020.

[18] J. Arabas and R. Biedrzycki, "Improving evolutionary algorithms in a continuous domain by monitoring the population midpoint," *IEEE Transactions on Evolutionary Computation*, vol. 21, no. 5, pp. 807–812, 2017.

[19] S. J. Mousavirad and S. Rahnamayan, "A novel center-based differential evolution algorithm," in *Congress on Evolutionary Computation*, 2020.

[20] S. J. Mousavirad, G. Schaefer, L. Esmaeili, and I. Korovin, "On improvements of the human mental search algorithm for global optimisation," in *IEEE Congress on Evolutionary Computation*, 2020, pp. 1–8.

[21] N. Hansen and A. Ostermeier, "Completely derandomized self-adaptation in evolution strategies," *Evolutionary Computation*, vol. 9, no. 2, pp. 159–195, 2001.

[22] P. N. Suganthan, N. Hansen, J. J. Liang, K. Deb, Y.-P. Chen, A. Auger, and S. Tiwari, "Problem definitions and evaluation criteria for the CEC 2005 special session on real-parameter optimization," Nanyang Technological University Singapore, Tech. Rep., 2005.

[23] S. Mirjalili, A. H. Gandomi, S. Z. Mirjalili, S. Saremi, H. Faris, and S. M. Mirjalili, "Salp swarm algorithm: A bio-inspired optimizer for engineering design problems," *Advances in Engineering Software*, vol. 114, pp. 163–191, 2017.

[24] S. J. Mousavirad, G. Schaefer, and I. Korovin, "A global-best guided human mental search algorithm with random clustering strategy," in *International Conference on Systems, Man and Cybernetics*, 2019, pp. 3174–3179.

[25] G. Wu, R. Mallipeddi, and P. Suganthan, "Problem definitions and evaluation criteria for the CEC 2017 competition on constrained real-parameter optimization," Nanyang Technological University, Singapore, Tech. Rep., 2016.

[26] S. Mirjalili, "Moth-flame optimization algorithm: A novel nature-inspired heuristic paradigm," *Knowledge-Based Systems*, vol. 89, pp. 228–249, 2015.