

# An Index for Single Source All Destinations Distance Queries in Temporal Graphs

Lutz Oettershagen

University of Bonn

Bonn, Germany

lutz.oettershagen@cs.uni-bonn.de

Petra Mutzel

University of Bonn

Bonn, Germany

petra.mutzel@cs.uni-bonn.de

## ABSTRACT

A typical task in temporal graphs analysis is answering single-source-all-destination (SSAD) temporal distance queries. An SSAD query starting at a vertex  $v$  asks for the temporal distances, e.g., durations or earliest arrival times between  $v$  and all other vertices. We introduce an index to speed up SSAD temporal distance queries called *Substream* index. The indexing is based on the construction of  $k$  subgraphs and a mapping from the vertices to the subgraphs. Each subgraph contains the temporal edges sufficient to answer queries starting from any vertex mapped to the subgraph. We answer a query starting at a vertex  $v$  with a single pass over the edges of the subgraph. Our index supports dynamic updates, i.e., efficient insertion and deletion of temporal edges. Unfortunately, deciding if a *Substream* index of a given size exists is NP-complete. However, we provide an efficient greedy approximation that constructs an index at most  $k/\delta$  times larger than an optimal index where  $\delta$ , with  $1 \leq \delta \leq k$ , depends on the temporal and spatial structure of the graph. Moreover, we improve the running time of the approximation in three ways. First, we use an auxiliary index called *Time Skip* index to speed up the construction and queries by skipping edges that do not need to be considered. Next, we apply min-hashing to avoid costly union operations. Finally, we use parallelization to take the parallel processing capabilities of modern processors into account. An extensive evaluation using real-world temporal networks shows the efficiency and effectiveness of our indices, and query times are significantly improved for all data sets.

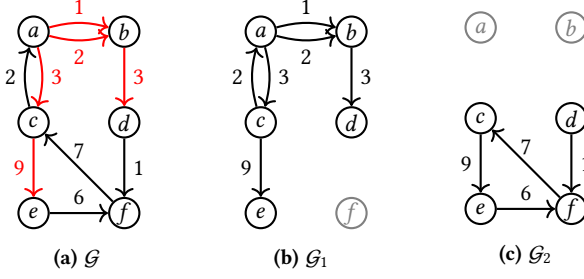
## 1 INTRODUCTION

A temporal graph consists of a fixed set of vertices and a set of temporal edges, where each temporal edge is only available at a specific discrete point in time, and edge transition takes a strictly positive amount of time. Temporal graphs are often good models for real-life scenarios due to the inherently dynamic nature of most real-world activities and processes. For example, temporal graphs are used to model and analyze bioinformatics networks [41, 56], communication networks [10, 18], contact networks [14, 50], social networks [27, 31, 48], and transportation networks [33, 57]. Due to the versatility and wide range of applications, research in temporal graphs increasingly gains attention [8, 30, 39, 46, 51, 53]. A significant difference between conventional static and temporal graphs is the induced order of the edges in paths. Temporal paths, sometimes also called journeys or time-respecting paths, are an adaption of the conventional path to the temporal setting [30, 69, 71]. In a temporal path, at each vertex, the timestamp of the next edge of the path cannot be earlier than the arrival time at the vertex. Hence, the edges of a temporal path appear in chronological order. In static graphs, the distance between two vertices is the sum of the edge

weights. The notion of distance is more diverse in temporal graphs, and several different distances are commonly used. For example, one can distinguish between the earliest arrival, shortest duration, latest departure, or a minimal number of hops distances [69, 71].

Temporal distances are essential in many applications and scenarios, e.g., in the computation of temporal centrality measures [8, 51], solving time-dependent transportation problems [26, 33, 57], or in the simulation and analysis of epidemics [20, 42]. Therefore, answering temporal distance queries is a common and important task in which the temporal restrictions and properties must be taken into account. For example, temporal paths usually do not have the subpath optimality property, i.e., subpaths of optimal paths might not be optimal. Like in the static case, indexing methods can help to answer queries fast. The indexing approach consists of two phases. First, in an offline phase, the index is computed, and second, in an online phase, queries given to the index are answered efficiently. There exists a wide range of work for single-source-single-destination (SSSD) reachability and distance indexing in static graphs. Similarly, in the case of temporal graphs, existing works focus on the SSSD case, e.g., [67, 70, 73]. In this work, we focus on single-source-all-destination (SSAD) queries and introduce an index for efficiently answering SSAD temporal distance queries in temporal graphs. Note that many popular centrality measures, e.g., closeness or betweenness, are based on the computation of distances and paths. Hence, SSAD queries often arise during (social) network analysis and the computation of such centralities [8, 43, 51, 63, 64].

Table 1 shows a comparison of the complexities for answering SSAD distance queries in static and temporal graphs. We consider the classic shortest path distance in static graphs and the earliest arrival distance for the temporal graphs. In both cases, there are two *extreme* approaches—no indexing versus computing and storing all pair-wise distances. Let  $n$  be the number of vertices and  $m$  be the number of edges of the input graph. For an unweighted static graph, we can determine the shortest path distances using a breadth- or depth-first-search (BFS, DFS) without indexing in  $O(n + m)$  time. The other extreme is to compute all pair-wise distances, i.e., compute the distances for all  $v \in V$  in  $O(n^2 + nm)$  running time beforehand, store the records using  $O(n^2)$  space, and answer a query in  $O(n)$  time for outputting the distances of at most  $n$  reachable vertices. Now, comparing the temporal to the static case, we have a slightly different situation. It is common to restrict a query to a time interval  $\tau$ , such that only edges are considered that leave a vertex or arrive at a vertex during the interval  $\tau$ . In the case of the direct computation of the earliest arrival distances without constructing an index, we also have a running time of  $O(n + m)$  using the edge streaming algorithm (OnePass) introduced in [69]. However, due to the restrictive time interval  $\tau$ , storing the



**Figure 1: (a) Temporal graph  $\mathcal{G}$  with availability times shown at the edges. The transition times are one for all edges. The edge stream  $\xi(a)$  is highlighted red; it contains all edges that can be part of a temporal path starting at  $a$ . (b) Temporal subgraph  $\mathcal{G}_1$  of  $\mathcal{G}$  contains all edges, such that all queries starting at one of the vertices  $a$ ,  $b$ , and  $c$  can be answered. (c) Temporal subgraph  $\mathcal{G}_2$  contains all edges, such that all queries starting at  $d$ ,  $e$ , or  $f$  can be answered. Vertices that can not be reached are colored gray.**

**Table 1: Complexity comparison of shortest path and earliest arrival distance queries in unweighted static and temporal graphs with  $n$  vertices and  $m$  (temporal) edges.  $T$  is the time interval spanned by the temporal graph,  $\Delta$  the maximal number of edges over the substreams.**

	Approach	Query Time	Index Size	Construction Compl.
<b>Static</b>	BFS, DFS	$O(n+m)$	–	–
	Store pair-wise dist.	$O(n)$	$O(n^2)$	$O(n^2 + nm)$
<b>Temporal</b>	OnePass [69]	$O(n+m)$	–	–
	Store pair-wise dist.	$O(n)$	$O(n^2 \cdot  T ^2)$	$O(n^2 + n \cdot m)$
	Substream index	$O(\Delta)$	$O(n+k \cdot m)$	NP-hard (Thm. 3.5)

pair-wise distances also needs to include all possible combinations of starting and arrival times of the temporal edges. Therefore the size of the record is in  $O(n^2 \cdot |T|^2)$ , where  $T$  is the time interval spanned by the temporal graph, i.e., from the starting time of the earliest edge to the arrival time of the last edge of the graph. Our new *Substream* index reduces this memory usage substantially and leads to faster query times than direct computation. Furthermore, our index computes the optimal paths between vertices during a query, which can also be returned if needed. Deciding if a *Substream* index of a given size exists is NP-complete. However, we provide an efficient greedy approximation with a provable approximation ratio and an improved parallel version of the greedy algorithm that performs well on large real-world data sets.

**Our idea:** We exploit the often very limited reachability in temporal graphs to find  $k$  smaller subgraphs sufficient to answer all queries. On these smaller subgraphs, we use the state-of-the-art temporal path and distance algorithms that only need a single pass over a temporal edge stream, i.e., the sequence of the temporal edges in non-decreasing availability time [69]. More specifically, we construct the index using the following procedure. Given a temporal graph  $\mathcal{G} = (V, \mathcal{E})$ , we find  $k$  smaller subgraphs. To each vertex  $v \in V$  of the input graph, we assign one of the  $k$  subgraphs  $S$ , such that temporal distance queries starting at  $v$  can be answered

with a single pass over the edge stream  $S$ . Notice that we do not need to find a partition of the input graph, and the constructed subgraphs may share vertices or edges. For example, Figure 1 shows a temporal graph (a), for which all temporal distance queries starting from vertices  $a$ ,  $b$ , or  $c$  can be answered using only the temporal subgraph shown in (b) and starting from any of the remaining vertices using only the temporal subgraph shown in (c).

Moreover, it is, in general, not sufficient to store the temporal graph in an adjacency list representation and answer distance queries using Dijkstra-like or label setting algorithms. The streaming approach for computing the temporal distances is, in most cases, already significantly faster compared to other approaches [69]. Hence, we base our index on the construction of substreams to leverage the performance of streaming algorithms. Our index supports dynamic updates, i.e., efficient insertion and deletion of temporal edges to avoid costly recomputation of the index.

**Contributions:** Our contributions are the following:

- (1) We propose the *Substream* index for temporal graphs. A *Substream* index for a temporal graph  $\mathcal{G}$  consists of  $k \in \mathbb{N}$  subgraphs and an assignment function  $f : V \rightarrow \{0, \dots, k\}$ . The space complexity is linear in the size of  $\mathcal{G}$ , and the index supports dynamic updates. We show that deciding if a *Substream* index of a given size can be constructed is an NP-complete problem.
- (2) We introduce a greedy approximation for constructing a *Substream* index. It constructs an index with a size that is maximal  $k/\delta$  times larger than an optimal index where  $1 \leq \delta \leq k$  depends on the temporal connectedness of the temporal graph. The indexing time is in  $O(kmn)$ .
- (3) We improve the greedy algorithm. First, we introduce a secondary index called *Time Skip*. It is based on the idea to skip most edges with availability time before the availability time of the first edge that needs to be considered in a query. Next, we apply min-hashing to speed up costly union operations. Finally, we parallelize the algorithm, leading to a running time in  $O(kmn/P)$  on a parallel machine with  $P$  processors and  $m \geq P \log P$ .
- (4) We extensively evaluate our algorithms using real-world temporal networks. We show that our improved algorithm can compute indices for temporal graphs up to 17 million edges in the given time limit, where the straight forward greedy approximation fails. The computed indices improve query times up to an order of magnitude compared to state-of-the-art temporal distance algorithms. As a use-case, we demonstrate ranking all vertices according to temporal closeness centrality and show that our indices improve the running times significantly for all data sets—our *Substream* index, achieves lower running times (indexing + querying) for ranking *all* vertices than the state-of-the-art top- $k$  temporal closeness algorithm that only ranks the top-100 vertices.

## 2 PRELIMINARIES

For  $\ell \in \mathbb{N}$ , we denote with  $[\ell]$  the set  $\{1, \dots, \ell\}$ . A *directed temporal graph*  $\mathcal{G} = (V, \mathcal{E})$  consists of a finite set of vertices  $V$  and a finite set  $\mathcal{E}$  of directed temporal edges  $e = (u, v, t, \lambda)$  with tail  $u$  and head  $v$  in  $V$ , availability time (or timestamp)  $t \in \mathbb{N}$  and transition time

$\lambda \in \mathbb{N}$ . The transition time of an edge denotes the time required to traverse the edge. We only consider directed temporal graphs—it is possible to model undirectedness by using a forward- and a backward-directed edge with equal timestamps and transition times for each undirected edge. We call a sequence  $S = (e_1, \dots, e_m)$  of  $m$  temporal edges with non-decreasing availability times a *temporal edge stream* (ties are broken arbitrarily). A temporal edge stream  $S$  induces a temporal graph  $\mathcal{G} = (V(S), S)$  with  $V(S) = \{u, v \mid (u, v, t, \lambda) \in S\}$ , where we, for notational convenience, interpret the sequence  $S$  as a set of edges. Given a temporal edge stream  $S$ , we denote with  $n$  the number of vertices of the induced temporal graph, and with  $n^+$  the number of vertices with at least one outgoing edge, i.e., non-sink vertices. Let  $S$  and  $S'$  be temporal edge streams and  $S' \subseteq S$ , i.e.,  $S'$  contains only edges from  $S$ . We call  $S'$  a *substream* of  $S$ . If it is clear from the context, we use the view of a temporal graph  $\mathcal{G}$  and the corresponding edge stream interchangeably. The size of an edge stream  $S$  consisting of  $m$  edges is  $|S| = m$ . We assume that  $m \geq \frac{n}{2}$ , which holds unless isolated vertices exist, to simplify the discussion of running time complexities. Note that edge streams do not have isolated vertices. Let  $S_1$  and  $S_2$  be two temporal edge streams, we denote by  $S_3 = S_1 \cup S_2$  the union of the two temporal edge streams and  $S_3$  is a temporal edge stream, i.e., the edges of  $S_3$  are ordered in non-decreasing order of their availability time.  $S_3$  can be computed in  $O(|S_1| + |S_2|)$  time due to the ordering of the edges in non-decreasing availability times. We denote the lifetime of a temporal graph  $\mathcal{G} = (V, \mathcal{E})$  (or edge stream  $S$ ) with  $T(\mathcal{G}) = [t_{min}, t_{max}]$  with  $t_{min} = \min\{t \mid e = (u, v, t, \lambda) \in \mathcal{E}\}$  and  $t_{max} = \max\{t + \lambda \mid e = (u, v, t, \lambda) \in \mathcal{E}\}$ .

## 2.1 Temporal Paths and Distances

A *temporal walk* between vertices  $v_1, v_{\ell+1} \in V$  of length  $\ell$  is a sequence of  $\ell$  temporal edges ( $e_1 = (v_1, v_2, t_1, \lambda_1)$ ,  $e_2 = (v_2, v_3, t_2, \lambda_2)$ ,  $\dots$ ,  $e_\ell = (v_\ell, v_{\ell+1}, t_\ell, \lambda_\ell)$ ) such the head of  $e_i$  equals the tail of  $e_{i+1}$ , and  $t_i + \lambda_i \leq t_{i+1}$  for  $1 \leq i < \ell$ . A *temporal path*  $P$  is a temporal walk in which each vertex is visited at most once. The *starting time* of  $P$  is  $s(P) = t_1$ , the *arrival time* is  $a(P) = t_\ell + \lambda_\ell$ , and the *duration* is  $d(P) = a(P) - s(P)$ . A *minimum duration* or *fastest*  $(u, v)$ -path is a path from  $u$  to  $v$  with shortest duration among all paths from  $u$  to  $v$ . An *earliest arrival* (*latest departure*)  $(u, v)$ -path arrives earliest at  $v$  (starts latest at  $u$ ) among all paths from  $u$  to  $v$ . And a *shortest*  $(u, v)$ -path has a minimum sum of transition times among all paths from  $u$  to  $v$ . We say vertex  $v$  is *reachable* from vertex  $u$  if there exists a temporal  $(u, v)$ -path. We denote with  $\xi(v)$  the subset of edges that can be used by any temporal walk starting at  $v$  ordered in non-decreasing availability times (ties are broken arbitrarily), i.e.,  $\xi(v)$  is a temporal edge stream. For example, in Figure 1a the edges of  $\xi(a)$  are highlighted in red. Temporal graphs are, in general, not strongly connected and have limited reachability with respect to temporal paths due to the missing symmetry and transitivity. Temporal distance and path computations can be additionally restricted to a time interval  $\tau = [a, b]$  such that only edges  $e = (u, v, t, \lambda) \in \mathcal{E}$  are considered that start or arrive in the interval  $\tau$ , i.e.,  $a \leq t < b$  and  $a < t + \lambda \leq b$ .

---

### Algorithm 1: Earliest arrival time algorithm [69]

---

**Input:** Edge stream  $S$ ,  $u \in V$ , interval  $\tau = [\alpha, \beta]$ .  
**Output:** Earliest arrival times  $arrival[v]$  in  $v \in V$

```

1 Initialize  $arrival[v] = \infty$  for  $v \in V$ 
2  $arrival[u] = \alpha$ 
3 foreach incoming edge  $e = (v, w, t, \lambda) \in S$  do
4   if  $t \geq \alpha$  and  $t + \lambda \leq \beta$  then
5     if  $t + \lambda < arrival[w]$  then  $arrival[w] \leftarrow t + \lambda$ 
6   else if  $t > \beta$  then goto line 7
7 return  $arrival[v]$  for all  $v \in V$ 

```

---

## 2.2 Edge Stream Algorithms

The state-of-the-art streaming algorithms for finding optimal temporal paths and distances are introduced in [69]. Algorithm 1 shows the SSAD earliest arrival time algorithm that computes for a vertex  $u$  all earliest arrival times at the other vertices  $v \in V$  using a single pass over the edge stream. The running time is bounded by  $O(m+n)$ . The algorithm can be easily modified for determining the set  $\xi(u)$  of all edges that are on a temporal walk leaving  $u$ , by collecting all edges  $(x, y, t, \lambda)$  that are encountered at any vertex  $x$  with time  $t \geq arrival[x]$ . The latest departure paths can be computed in a similar way to Algorithm 1 using a reverse pass over the edges [69]; therefore, we do not consider them separately in the following. Wu et al. [69] also introduced algorithms for computing the SSAD shortest and minimum duration paths and distances. For a temporal graph  $\mathcal{G} = (V, \mathcal{E})$ , let  $\delta^-$  be the maximal in-degree in  $\mathcal{G}$ ,  $\sigma_+(u)$  the set of availability times of edges leaving the start vertex  $u$ , and  $\rho = \min\{\delta^-, |\sigma_+(u)|\}$ . The running time of the streaming algorithm for computing the minimum duration distances is in  $O(n + m \log \rho)$  and for the shortest path distances in  $O(n + m \log \delta^-)$ . In graphs with equal transition time for all edges, the running times are in  $O(n+m)$  for the minimum duration and the shortest path algorithm.

## 2.3 Temporal Distance Queries

Our indexing approach for answering temporal distance queries is a two-phased process. For a given temporal graph  $\mathcal{G}$ , in the first phase, an index is constructed. The index is a data structure capable of answering queries fast. A query is a pair  $(u, \tau)$  with  $u \in V$  and  $\tau = [a, b]$  is the restricting time interval. A temporal distance query  $(u, \tau)$  asks for the temporal distances, e.g., earliest arrival times, duration of a minimum duration path, or lengths of the shortest paths, between vertex  $u$  and all other vertices  $v \in V$  with respect to the restricting time interval  $\tau$ , i.e., all paths have to start and arrive during the interval  $\tau$ .

## 3 SUBSTREAM INDEX

We now present our new index called *Substream* index. The substream index constructs  $k$  temporal subgraphs from a given temporal graph, leveraging the following simple observation.

**OBSERVATION 1.** *All temporal distance queries, w.r.t. earliest arrival time, shortest path, and shortest duration, starting at a vertex  $v \in V$ , can be answered solely with edges in  $\xi(v)$ .*

To see why this holds, assume there is a query with start vertex  $v$  that can not be answered using  $\xi(v)$ . Then there is a path that contains an edge that is not in  $\xi(v)$ . This is a contradiction to the definition of  $\xi(v)$ .

Given a temporal graph  $\mathcal{G} = (V, \mathcal{E})$  in its edge stream representation  $S$  and  $2 \leq k < n$ , we first construct  $k$  substreams  $S_1, \dots, S_k$  of  $S$ . Each vertex  $v \in V$  is assigned to exactly one of the new substreams, such that the substream contains all edges that can be used by any temporal walk leaving  $v$ . We use an additional empty stream  $S_0 = \emptyset$  to which we assign all sink-vertices, i.e., vertices with no outgoing edges. The substreams and the vertex assignment together form the substream index, which we define as follows.

*Definition 3.1.* Let  $S$  be a temporal edge stream and  $k \geq 2 \in \mathbb{N}$ . We define the pair  $\mathcal{I} = (\mathcal{S}, f)$  with  $\mathcal{S} = \{S_0, S_1, \dots, S_k\}$ ,  $S_i \subseteq S$  for  $1 \leq i \leq k$ ,  $S_0 = \emptyset$ , and  $f: V \rightarrow [k] \cup \{0\}$  as *substream index*, with  $f$  maps  $v \in V(S)$  to an index  $i$  of subset  $S_i \in \mathcal{S}$ , such that  $\xi(v) \subseteq S_i$ .

Given a substream index  $(\mathcal{S}, f)$  and a query  $(v, \tau)$ , we answer it by running an edge streaming algorithm, e.g., earliest arrival or fastest paths streaming algorithm (see Section 2.2), on the substream  $S_{f(v)}$  for vertex  $v$  and restricting time interval  $\tau$ . The running times of the streaming algorithms depend on the number of edges in the substreams. We define the size of a substream index accordingly.

*Definition 3.2.* Let  $\mathcal{I} = (\mathcal{S}, f)$  be a substream index. The size of  $\mathcal{I}$  is  $size(\mathcal{I}) = \max_{S \in \mathcal{S}} \{|S|\}$ .

Before discussing the query times, we bound the number of vertices that can be assigned to a substream.

**LEMMA 3.3.** *The maximal number of vertices assigned to any substream  $S_i$  is at most  $2 \cdot size(\mathcal{I})$*

**PROOF.** For  $i \in [k]$ , the number of vertices occurring in  $S_i$  is  $|\{u, v \mid (u, v, t, \lambda) \in S_i\}| \leq 2|S_i|$ . Hence, the maximal number of vertices assigned to any substream  $S_i$  is at most  $2 \cdot size(\mathcal{I})$ .  $\square$

We now discuss the query times of the substream index.

**THEOREM 3.4.** *Let  $\mathcal{I}$  be a substream index,  $\Delta = size(\mathcal{I})$ , and let  $\delta$  be the maximal in-degree of a vertex in any of the substreams. Given a query  $(u, \tau)$ , let  $s_+(u)$  the set of availability times of edges leaving the query vertex  $u$ , and  $\rho = \min\{\delta, |s_+(u)|\}$ .*

- (1) *An earliest arrival query can be answered in  $O(\Delta)$ .*
- (2) *Answering a fastest path query is possible in  $O(\Delta \log \rho)$  and for the shortest path in  $O(\Delta \log \delta)$ .*
- (3) *If transition times are equal for all edges, the running times for the fastest and shortest path are in  $O(\Delta)$ .*

**PROOF.** The results follows directly from the running times of the streaming algorithms [69] (see Section 2.2), and Lemma 3.3.  $\square$

For a temporal graph with  $m$  edges and  $n$  vertices, the space complexity of the substream index is in  $O(k \cdot m + n)$ . For real-world temporal graphs, the limited reachability often leads to considerably smaller indices (compared to the worst case), as shown in our experiments (Section 4). Finally, note that a substream index can be used to output the distances as well as the corresponding paths.

### 3.1 Hardness of Finding a Minimal Substream Index

Unfortunately, deciding if a substream index with a given size exists is NP-complete.

**THEOREM 3.5.** *Given a temporal graph  $\mathcal{G} = (V, \mathcal{E})$ , and  $k, B \in \mathbb{N}$ . Deciding if there exists a substream index  $\mathcal{I}$  with  $k + 1$  substreams and  $size(\mathcal{I}) \leq B$  is NP-complete.*

**PROOF.** We use a polynomial-time reduction from UNARYBINPACKING, which is the following NP-complete problem [21]:

**Given:** A set of  $m$  items, each with positive size  $w_i \in \mathbb{N}$  encoded in unary for  $i \in [m]$ ,  $k \in \mathbb{N}$ , and  $B \in \mathbb{N}$ .

**Question:** Is there a partition  $I_1, \dots, I_k$  of  $\{1, \dots, m\}$  such that  $\max_{1 \leq i \leq k} \{W_i\} \leq B$  where  $W_i = \sum_{j \in I_i} w_j$ ?

Given a substream index  $\mathcal{I}$  for a temporal graph and  $B \in \mathbb{N}$ , we can verify in polynomial time if  $size(\mathcal{I}) \leq B$ . Hence, the problem is in NP. We reduce UNARYBINPACKING to the problem of deciding if there exists a substream index of size less or equal to  $B$ . Given an instance of UNARYBINPACKING with  $m$  items of sizes  $w_i$  for  $i \in [m]$ , we construct in polynomial time a temporal graph  $\mathcal{G} = (V, \mathcal{E})$  that consists of  $m$  vertices. More specifically, for each  $i \in [m]$ , we construct a vertex  $v_i$  that has  $w_i$  self-loops, such that each edge  $e \in \mathcal{E}$  has a unique availability time. We show that if UNARYBINPACKING has a yes answer, then  $size(\mathcal{I}) \leq B$  and vice versa.

$\Rightarrow$ : Let  $I_1, \dots, I_k$  be the partition of  $[m]$  such that  $\max_{1 \leq i \leq k} \{W_i\} \leq B$ . For our *Substream* index, we use  $k$  substreams  $S_i = \bigcup_{j \in I_i} \xi(v_j)$  for  $i \in [k]$ . Because  $|\xi(v_j)| = w_j$  for  $j \in [m]$  it follows that the size of the substream index

$$size(\mathcal{I}) = \max_{1 \leq i \leq k} \{|S_i|\} = \max_{1 \leq i \leq k} \left\{ \sum_{j \in I_i} w_j \right\} \leq B.$$

$\Leftarrow$ : Let  $\mathcal{I} = (\mathcal{S}, f)$  with  $\mathcal{S} = \{S_0, \dots, S_k\}$  be the *Substream* index with  $size(\mathcal{I}) = \max_{1 \leq i \leq k} \{|S_i|\} \leq B$ . From the vertex mapping  $f$ , we construct the partition  $I_1, \dots, I_k$  of  $[m]$  such that  $\max_{1 \leq i \leq k} \{W_i\} \leq B$  holds for the UNARYBINPACKING instance. Let  $I_i = \{j \in [m] \mid f(v_j) = i\}$  for  $i \in [k]$ . Finally, with  $|\xi(v_j)| = w_j$ , it follows that  $\max_{1 \leq i \leq k} \left\{ \sum_{j \in I_i} w_j \right\} \leq B$ .  $\square$

### 3.2 A Greedy Approximation

We now introduce an efficient algorithm for computing a substream index with a bounded ratio between the size of the computed index and the optimal size. Algorithm 2 shows the simple greedy algorithm for computing the substream index for a temporal graph in edge stream representation  $S$ . After initialization, Algorithm 2 runs  $n$  iterations of the for loop in line 2ff. The vertices are processed in an arbitrary order  $v_1, \dots, v_n$ . In iteration  $i$ , the algorithm first computes the edge stream  $\xi(v_i)$  using a single pass over the edge stream. After computing  $\xi(v_i)$ , it is added to one of the substreams, and the mapping  $f(v_i) = j$  is updated. In each round,  $\xi(v_i)$  is added to one of the substreams  $S_j \in \{S_1, \dots, S_k\}$ , such that the increase of the size of  $S_j$  is minimal (line 6ff.). All vertices  $v \in V$  for which  $\xi(v)$  is empty are assigned to the empty substream  $S_0$  (line 4).

We now discuss the approximation ratio and running time. First, we show lower and upper bounds of the size of the optimal and greedy solutions, respectively. We use the bounds to show the

---

**Algorithm 2:** Greedy substream index computation.
 

---

**Input:** Temporal edge stream  $S$ ,  $k \in \mathbb{N}$ .

**Output:** Substream index  $(\mathcal{S}, f)$ 

```

1 Initialize  $S_j = \emptyset$  for  $1 \leq j \leq k$ , and  $f(v) = 0$  for  $v \in V$ 
2 for  $i = 1$  to  $n$  do
3   Compute  $\xi(v_i)$ 
4   if  $\xi(v_i) = \emptyset$  then  $f(v_i) \leftarrow 0$ 
5   else
6     Let  $S_j$  such that  $|S_j \cup \xi(v_i)|$  is minimal
7      $S_j \leftarrow S_j \cup \xi(v_i)$ 
8      $f(v_i) \leftarrow j$ 
9 return  $(\{S_1, \dots, S_k\}, f)$ 
    
```

---

approximation guarantee for the ratio of the sizes of an optimal index and one constructed by Algorithm 2.

LEMMA 3.6. *Let  $\mathcal{G}$  be a temporal graph with  $n^+$  non-sink vertices,  $k \in \mathbb{N}$ , and let  $B \subseteq \{\xi(v) \mid v \in V\}$  such that  $|B| = \lceil \frac{n^+}{k} \rceil$  and the union  $|\bigcup_{\xi \in B} \xi|$  is maximal.*

- (1) *The size of an optimal index is  $\text{size}(\text{OPT}) \geq \frac{m}{k}$ ,*
- (2) *and of the greedy solution  $\text{size}(\text{GREEDY}) \leq |\bigcup_{\xi \in B} \xi|$ .*

PROOF. (1) Each edge  $e \in \mathcal{E}$  has to be in at least one substream. The size of the substream index is minimized if the edges are distributed equally to all substreams—in this case, reassigning any edge from one of the  $k$  substreams to another would lead to an increase of the size of the index. Hence,  $\text{size}(\text{OPT}) \geq \frac{m}{k}$ . (2) Assume in some iteration  $i$  the edge stream  $\xi(v_i)$  is added to a substream  $S_j$  such that after the addition  $|S_j| > |\bigcup_{\xi \in B} \xi|$ . Algorithm 2 chooses  $S_j$  such that adding  $\xi(v_i)$  to any other substream does not lead to a smaller value. Hence, for all  $S_\ell$  with  $1 \leq \ell \leq k$  it is  $|S_\ell \cup \xi(v_i)| > |\bigcup_{\xi \in B} \xi|$ . However, this leads to a contradiction to the maximal size of the sum over all substreams  $\sum_{1 \leq \ell \leq k} |S_\ell \cup \xi(v_i)| \leq k \cdot |\bigcup_{\xi \in B} \xi|$ .  $\square$

THEOREM 3.7. *The ratio between the size of the greedy solution and the optimal solution for any valid input  $S$  and  $k$  is bounded by*

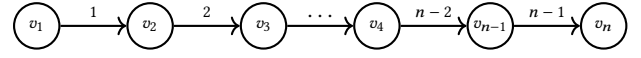
$$\frac{\text{size}(\text{GREEDY})}{\text{size}(\text{OPT})} \leq \frac{k}{\delta}, \quad (1)$$

with  $\delta = \frac{m}{|\bigcup_{\xi \in B} \xi|}$  and  $1 \leq \delta \leq k$ .

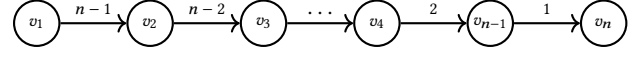
PROOF. With the two bounds from Lemma 3.6, follows

$$\frac{\text{size}(\text{GREEDY})}{\text{size}(\text{OPT})} \leq \frac{|\bigcup_{\xi \in B} \xi|}{\frac{m}{k}} = \frac{k \cdot |\bigcup_{\xi \in B} \xi|}{m} = \frac{k}{\delta}$$

Furthermore, we show that  $1 \leq \delta \leq k$ . Because  $\bigcup_{\xi \in B} \xi \subseteq \mathcal{E}$  it follows  $1 \leq \delta$ . And,  $\delta$  is maximal if  $|\bigcup_{\xi \in B} \xi|$  is minimal. The union  $|\bigcup_{\xi \in B} \xi|$  is minimal if each element  $\xi \in B$  contributes as least as possible. We argue that each  $\xi \in B$  contributes at least one to  $|\bigcup_{\xi \in B} \xi|$  or  $|\bigcup_{\xi \in B} \xi| = |\mathcal{E}|$ . If we can remove an element  $b \in B$  such that  $|\bigcup_{\xi \in B} \xi| = |\bigcup_{\xi \in B \setminus \{b\}} \xi|$  then  $|\bigcup_{\xi \in B} \xi| = |\mathcal{E}|$ . Assume that  $|\bigcup_{\xi \in B} \xi| = |\bigcup_{\xi \in B \setminus \{b\}} \xi|$  and  $|\bigcup_{\xi \in B} \xi| \neq |\mathcal{E}|$ . Then there exists an edge  $e = (u, v, t, \lambda) \in \mathcal{E}$  that is in no edge stream  $\xi \in B$ . This means we can replace  $b$  with  $\xi(u)$  and have a set  $B'$  with  $|\bigcup_{\xi \in B'} \xi| > |\bigcup_{\xi \in B} \xi|$ . This is a contradiction to the maximality of



(a) The edge stream  $\xi(v_1)$  contains all edges.



(b) All  $\xi(v)$  for  $v \in V \setminus \{v_n\}$  contain one edge, and  $\xi(v_n) = \emptyset$ .

Figure 2: Two temporal graphs with unit transition times and the availability times are shown at the edges.

the union of the sets in  $B$ . Furthermore, if each  $b \in B$  adds exactly one to the size of the union, then  $n^+ = m$ . Hence,  $\delta \leq \frac{m}{\lceil n^+/k \rceil} \leq \frac{m \cdot k}{n^+}$ , and with  $n^+ = m$  the result follows.  $\square$

Figure 2 show examples for minimum and maximum  $k/\delta$ . The first temporal graph  $\mathcal{G} = (V, \mathcal{E})$  (Figure 2a) is a chain with increasing availability times. Each vertex  $v_i$  can reach all following vertices  $v_j$  with  $1 \leq i < j \leq n$ , therefore,  $\xi(v_1) = \mathcal{E}$  and  $\bigcup_{\xi \in B} \xi = \mathcal{E}$ . It follows that  $k/\delta = k$ . In Figure 2b, the temporal graph is a chain with decreasing availability times, resulting in much lower reachability. Each vertex can only reach its direct following neighbor. Hence,  $\xi(v_i) = \{v_{i+1}\}$  for all  $1 \leq i < n$ . In consequence,  $k/\delta = 1$ .

We now discuss the running time of Algorithm 2.

THEOREM 3.8. *Given a temporal graph  $S$  in edge stream representation, and  $k \in \mathbb{N}$ , the running time of Algorithm 2 is in  $O(mnk)$ .*

PROOF. Initialization is done in  $O(n)$ . The running time for computing all  $\xi(v)$  of Algorithm 2 is in  $O(nm)$ . For the assignment of the edge streams  $\xi(v)$  to the substreams  $S_1, \dots, S_k$ , the algorithm needs to compute the union  $\xi(v_i) \cup S_j$  for each  $j \in \{1, \dots, k\}$ . The sizes of  $S_j$  and  $\xi(v_i)$  are bounded by the number of edges  $m$ , therefore, union is possible in  $O(m)$  time. The algorithm needs  $n \cdot (k + 1)$  union operations, leading to a total running time of  $O(nmk)$ .  $\square$

### 3.3 Improving the Greedy Algorithm

We improve the greedy algorithm presented in Section 3.2 in three ways: 1) We introduce an auxiliary index called *Time Skip* index. It allows skipping edges that are too early in the temporal edge stream and do not need to be considered for answering a given query. 2) We use bottom- $h^1$  sketches to avoid the costly union operations that we need to find the right substream to which we assign an edge stream. 3) We use parallelization and a batch-wise computation scheme to benefit from modern parallel processing capabilities.

Note that using only improvements 1) and 3), we would obtain a parallel greedy algorithm with the same approximation ratio as Algorithm 2. However, improvement 2) leads to the loss of the approximation guarantee. In our experimental evaluation in Section 4, we will see that (i) the improved algorithm usually leads to indices that are not larger than the ones computed with Algorithm 2, and (ii) the query times of the indices constructed with the improved algorithm are substantially faster for all data sets. We now describe each the improvements in detail.

<sup>1</sup>Also often called *bottom- $k$*  sketch. We use  $h$  instead of  $k$  because  $k$  denotes the number of substreams.

**3.3.1 Time Skip Index.** The idea of the time skip index is to ignore all edges that have timestamps earlier than the availability time of the first edge leaving the query vertex  $v$ . Let  $S$  be a temporal edge stream with edges  $e_1, \dots, e_m$ . By definition, the edges are sorted in non-decreasing order of their availability times. The position of the first outgoing edge from vertex  $v$  might be at a late position in the edge stream  $S$ . For example, the first outgoing edge  $e_p$  at  $v$  could be at a position  $p > m/2$ . Therefore, if we know the position  $p$  of the first edge, we can start the streaming algorithm at position  $p$  and skip more than half of the edges in the run of the streaming algorithm. To exploit this idea, we build an index that maps each vertex  $v \in V$  to the first position  $p$  in the edge stream  $S$  of the first edge  $e_p = (v, w, t, \lambda)$  that starts at vertex  $v$ . A query to the *Time Skip* index consists of the starting vertex  $v \in V$  and the index returns the position  $p$  in the temporal edge stream of the first edge  $(v, w, t, \lambda)$  from where a streaming algorithm can start processing. To compute the *Time Skip* index, we first initialize an array of length  $n$  in which we store the first positions of the earliest outgoing edges for each  $v \in V$ . We use a single pass over the edge stream to find these positions. Hence, the *Time Skip* index can be computed in  $O(n + m)$  running time, and it has a space complexity in  $O(n)$ . We use the *Time Skip* index in two ways. First, it is used to speed up the computation of the edges streams  $\xi(v)$  during the index construction. Secondly, we compute a *Time Skip* index for each of the final substreams in  $S$  to speed up the query times.

**3.3.2 Bottom- $h$  Sketches.** The main drawback of Algorithm 2 is that it has to compute the union of  $S_j \cup \xi(v_i)$  for all substreams  $S_j$  for  $1 \leq j \leq k$  in order to determine the substream to which the edge stream  $\xi(v_i)$  should be added. To avoid these expensive union computations, we reduce the sizes of  $\xi(v)$  for  $v \in V$  by using sketches of the edge streams, and estimate the *Jaccard distance* between the sketches of the edge streams and substreams. For two sets  $A$  and  $B$ , the Jaccard distance is defined as  $J(A, B) = 1 - \frac{|A \cap B|}{|A \cup B|}$ . The Jaccard distance between two sets can be estimated using *min-wise hashing* [9]. The idea is to generate randomized sketches of sets that are too large to handle directly. After computing the sketches, further operations are done in the *sketch space*. This way, it is possible to construct unions of sketches and estimate the Jaccard similarity between pairs of the original sets efficiently.

More specifically, let  $A$  be a set of integers. A bottom- $h$  sketch  $s(A)$  is generated by applying a permutation  $\pi$  to the set  $A$  and choosing the  $h$  smallest elements of the set  $\{\pi(a) \mid a \in A\}$  ordered in non-decreasing value. For two sets  $A$  and  $B$ , we can obtain  $s(A \cup B)$  by choosing the  $h$  smallest elements from  $s(A)$  and  $s(B)$ , which we denote with  $s(A \cup B) = s(A) \uplus s(B)$ . This way, we obtain a sample of the union  $A \cup B$  of size  $h$ . Now, the subset  $s(A) \uplus s(B) \cap s(A) \cap s(B)$  contains only the elements that are in the intersection of  $A, B$ , and the union sketch  $s(A) \uplus s(B)$ . We use the following result.

LEMMA 3.9 ([9]). *The value*

$$\hat{J}(A, B) = 1 - \frac{(s(A) \uplus s(B)) \cap s(A) \cap s(B)}{h}$$

*is an unbiased estimator for the Jaccard distance.*

Using the estimated Jaccard distance between an edge stream  $\xi(v)$  and a substream  $S_j$ , we decide if we should add  $\xi(v)$  to  $S_j$ . If the estimated Jaccard distance is low, then we expect that adding  $\xi(v)$  to  $S_j$  does not lead to a significant increase in the size of  $S_j$ .

We now describe how we compute and use the sketches of the edge streams. During the computation of  $\xi(v_i)$ , the algorithm iterates over the input stream  $S$ , starting from position  $p$  determined by the time skip index, and processes the edges  $e_p, \dots, e_\ell, \dots, e_m$  in chronological order. Let  $e_\ell = (u, v, t, \lambda)$  be an edge that can be traversed, i.e., the arrival time at  $u$  is smaller or equal to  $t$ . We compute a bottom- $h$  sketch using the hashed position  $\pi(\ell)$  of edge  $e_\ell$  in the input stream. Therefore, we compute a hash value for all edges that can be traversed, and we keep the  $h$  smallest hashed values  $\pi_1, \dots, \pi_h$  as our sketch  $s(\xi(v_i)) = (\pi_1, \dots, \pi_h)$ , where the hash function  $\pi$  is a permutation of  $[m]$ . Note that the position  $\ell$  of edge  $e_\ell$  in the edge stream  $S$  is a unique identifier of  $e_\ell$ . Furthermore, each edge  $e_\ell = (u, v, t, \lambda)$  represents a substream of  $S$  consisting of all edges in  $e = (x, y, t_e, \lambda_e) \in \xi(v)$  with availability time  $t_e \geq t + \lambda$ , i.e., the corresponding subgraph that is reachable after traversing  $e$ .

In the assignment phase (line 7 ff.), Algorithm 3 proceeds similarly to Algorithm 2 in a greedy fashion. However, we adapt the assignment objective such that it leads to improved substreams in terms of size and query times. To this end, we additionally consider the number of assigned vertices.

*Definition 3.10.* Let  $v \in V(S)$ , and  $I_j = |\{v \in V(S) \mid f(v) = S_j\}|$  the number of to  $S_j$  assigned vertices. We define the *assignment function*  $o : V(S) \times [k] \rightarrow [1, n]$  as

$$o(v, j) = \frac{1}{2}(I_j + 1) \cdot (\hat{J}(s(S_j), s(\xi(v))) + 1).$$

Using the assignment function, Algorithm 3 decides to add the edge stream  $\xi(v)$  to the substream  $S_j$  if  $o(v, j)$  is minimal for  $1 \leq j \leq k$  (line 10). By additionally considering the number  $I_j$  of vertices assigned to substream  $S_j$ , we optimize for small substreams  $S_i$  and a vertex assignment such that vertices are assigned to smaller substreams  $S_i$  rather than to larger ones. Note that if a vertex  $u$  is assigned to a small substream, queries starting at  $u$  can be answered fast. If the assignment function  $o(v, j)$  is close to one, not many vertices are assigned to  $j$ , or the estimated Jaccard distance between  $\xi(v)$  and  $S_j$  is small. On the other hand, if  $o(v, j)$  is closer to  $n$ , the number of to  $S_j$  assigned vertices is high, and/or the estimated Jaccard distance is high. The intuition is that, even if we have a substream that contains a majority of edges, we want to assign the remaining vertices to substreams with a smaller size if possible. By factoring in the number of assigned vertices  $I_j$ , we (heuristically) distribute the assigned vertices between the  $k$  substreams to find a balance between substream size and the number of assigned vertices. Our experiments in Section 4 demonstrate that using the assignment function is a successful strategy for obtaining small indices that answer queries quickly.

**3.3.3 Parallelization.** The final improvement is parallelization. Algorithm 3 shows our improved greedy algorithm that has as input the temporal graph  $S$ , the number of substreams  $k$ , the hash-size  $h$ , and a batch-size  $B > 0$ . After the initialization and the computation of the *Time Skip* index, it processes the input graph in batches of size  $B$  to allow a parallel computation of the edge stream assignment. The batch size determines how many vertices are processed in each iteration of the outer while-loop (line 4ff.). For each batch of vertices, Algorithm 3 runs three phases of computation. In the first phase (line 5f.), Algorithm 3 first computes the edge streams  $\xi(v_i)$  for all vertices  $v_i$  that part of the current batch. The *Time*

*Skip* index is used to find the first position  $1 \leq p \leq m$  of  $v_i$  in  $S$ . The second phase computes an assignment of the edge streams to the substreams using the bottom- $h$  sketches. To this end, we keep the sketches  $s(S_j)$  of the substreams stored as  $C_j$  for each  $j \in [k]$ . After finding the right substream,  $\xi(v_i)$  is added to  $S_j$ , and  $C_j, I_j$  and  $f(v)$  are updated accordingly. The third phase (line 14 f.) constructs the substreams in parallel using the determined assignment of edge streams. Finally, after all batches are processed, the *Time Skip* indices for each  $S_i$  are computed in parallel (line 19).

**THEOREM 3.11.** *Given a temporal graph in edge stream representation, and  $h, k \in \mathbb{N}$  with  $h \cdot k \leq m$ . The running time of Algorithm 3 is in  $O(\frac{knm}{P} + n \log P)$  on a parallel machine with  $P$  processors.*

**PROOF.** Initialization is done in  $O(n)$ . Computing the initial *Time Skip* index for the input  $S$  takes  $O(m)$  time. The algorithm iterates over  $\lceil n/B \rceil$  batches. In one iteration of the while loop, the running time for the parallel computation of the edge sets  $\xi(v_i)$  is in  $O(B \cdot (n+m)/P)$ . For the bottom- $h$  sketch, we use a sorted list to keep the smallest  $h$  hash values of the edges. Updating the list is done in  $\log h$ . Finding the indices  $i$  for the substreams  $S_i$  in line 10 takes  $O(B \cdot ((kh/P) + \log P))$  time. Therefore, the total running time of the first two phases is  $\lceil n/B \rceil \cdot B \cdot (O(m/P) + O(kh/P + \log P)) = O(\frac{nm}{P} + n \log P)$ . The total running time of the update phase is  $\lceil n/B \rceil \cdot (O(\frac{k}{P} \cdot Bm) = O(\frac{knm}{P}))$ . Computing the *Time Skip* index for  $S_i$  with  $i \in [k]$  in parallel takes  $O(\frac{k}{P} \cdot m)$  time.  $\square$

With  $m \geq P \log P$  the running time of Algorithm 3 is in  $O(kmn/P)$ .

### 3.4 Dynamic Updates

To support dynamic updates of the *Substream* index, we store for each edge the indices of the substreams and the positions in the substream that contain the edge. Moreover, we store for each vertex  $v$  the *time* it appears in a substream as head or tail of an edge for the first time. We need additional  $O(k \cdot m + n)$  storage memory; however, this does not change the space complexity of the substream index. We present the update routines for edge deletion and insertion in the following. Recall that we do not have isolated vertices, and a new vertex can be inserted with edge insertion. Deleting a vertex is done by deleting its adjacent edges.

**3.4.1 Edge deletion.** Let  $\mathcal{E}_d$  be a set of edges to delete. For each edge  $e$  in  $\mathcal{E}_d$ , we look up each substream  $S'$  that contains  $e$  and add  $S'$  to the set  $\mathcal{M}$  of modified substreams. Furthermore, we mark  $e$  as deleted. Next, for each modified substream  $S' \in \mathcal{M}$ , we use one pass over  $S'$  to delete all edges marked for deletion, update the *Time skip* index, as well as the first time a vertex appears, and the positions of the edges in the substreams. Therefore, deletion of all edges in  $\mathcal{E}_d$  is possible in  $O(|\mathcal{M}| \cdot \text{size}(\mathcal{I}))$ .

**3.4.2 Edge insertion.** Let edge  $e = (u, v, t, \lambda)$  be the edge that we want to insert. First, we determine the set  $E_a$  that contains the edges that are reachable in the substream  $S_{f(v)}$  starting a path from time  $t + \lambda$  using a forward pass in  $S_{f(v)}$ . Now, for each substream  $S'$  in which vertex  $u$  appears before or at time  $t$ , we add the edges  $E_a$  to  $S'$ . Let  $\mathcal{M}$  be the set of effected substreams. In total, we need maximal  $O(|\mathcal{M}| \cdot \text{size}(\mathcal{I}))$  time for the insertion of  $e$ .

---

#### Algorithm 3: Parallel substream index computation.

---

**Input:** Temporal edge stream  $S, k, B \in \mathbb{N}$ .  
**Output:** Substream index  $(\mathcal{S}, f)$

- 1 Initialize in **parallel**  $I_i = 0, S_i = \emptyset, C_i = \emptyset$  for  $i \in [k]$ , and  $f(v) = 0$  for  $v \in V_S$
- 2  $start \leftarrow 1, end \leftarrow B$
- 3 Compute initial *Time Skip* index
- 4 **while**  $start < n$  **do**
  - /\* Phase 1: compute streams & sketches \*/
  - 5 **parallel for**  $i = start, \dots, end$  **do**
  - 6     compute  $\xi(v_i)$  and  $s(\xi(v_i))$  using initial *Time Skip* index  $T$
  - /\* Phase 2: compute stream assignments \*/
  - 7 **for**  $i = start, \dots, end$  **do**
  - 8     **if**  $\xi(v_i) = \emptyset$  **then**  $f(v_i) \leftarrow 0$
  - 9     **else**
  - 10         **in parallel find**  $j \in [k]$  such that  $o(v_i, j)$  is minimal
  - 11          $C_j \leftarrow C_j \uplus s(\xi(v_i))$
  - 12          $f(v_i) \leftarrow j$
  - 13          $I_j \leftarrow I_j + 1$
  - /\* Phase 3: updating substreams \*/
  - 14 **parallel for**  $j = 1, \dots, k$  **do**
  - 15     **for**  $v$  with  $f(v) = j$  **do**
  - 16          $S_j \leftarrow S_j \cup \xi(v)$
  - 17      $start \leftarrow start + B$
  - 18      $end \leftarrow \min(end + B, n)$
- 19 Compute in **parallel** *Time Skip* index for  $S_i, i \in [k]$
- 20 **return**  $(\{S_1, \dots, S_k\}, f)$

---

## 4 EXPERIMENTAL RESULTS

We implemented our algorithms in C++ using GNU CC Compiler 9.3.0. with the flag `-O3`, and use OpenMP v4.5 for multithreading. The source code and data sets are available at <https://gitlab.com/tgpublic/tgindex>. The experiments ran on a computer cluster, where each experiment had an exclusive node with an Intel(R) Xeon(R) Gold 6130 CPU @ 2.10GHz and 192 GB of RAM. The time limit for each experiment was set to 48 hours.

**Algorithms:** We use the following algorithms.

- GREEDY is the implementation of Algorithm 2.
- SUBSTREAM is the implementation Algorithm 3.
- TIMESKIP is the *Time Skip* index described in Section 3.3 applied directly to the input graph.

We denote the corresponding indices also with GREEDY, SUBSTREAM, and TIMESKIP. Furthermore, we use the following **baselines**:

- TOPCHAIN is the state-of-the-art index for SSSD queries [70]. We set the parameter for the top- $k$  chain labeling to  $k = 5$ .
- ONEPASS and ONEPASSFP are the SSAD edge stream algorithm for earliest arrival and minimum duration [69].
- DL is a straight forward *Dijkstra*-like approach using an adjacency lists representation of the temporal graph.
- XUAN is the algorithm for SSAD earliest-arrival paths from [71]. The graph data structure used in [71] is optimized for graphs



**Table 2: Statistics of the data sets.**  $E_S = \{(u, v) \mid (u, v, t, \lambda) \in \mathcal{E}\}$  denotes the edge set of the aggregated graph.

Data set	Properties					
	$ V $	$ \mathcal{E} $	$ \mathcal{T}(\mathcal{G}) $	$ E_S $	$\varnothing \xi(v) $	$\max \xi(v) $
<i>Infectious</i>	10 972	415 912	76 943	52 761	1 100.1	9 339
<i>AskUbuntu</i>	159 316	964 437	960 866	596 932	3 050.8	117 930
<i>Digg</i>	279 630	1 731 652	6 865	1 731 652	78 081.2	1 415 290
<i>Prosper</i>	89 269	3 394 978	1 259	3 330 224	14 979.4	205 461
<i>Arxiv</i>	28 093	4 596 803	2 337	3 148 447	260 471.5	3 860 987
<i>Youtube</i>	3 223 585	9 375 374	203	9 375 374	136 682.2	4 928 847
<i>StackOverflow</i>	2 464 606	17 823 525	16 926 738	16 266 394	851 232.8	11 982 619.0

with low dynamics. Each vertex has a linked list of its neighbors, and each vertex in this list has a sorted array of time stamps when it is connected. During the relaxation step, the next possible earliest arriving edge to a neighbor is found with a binary search in the time stamp array.

- LABELFP is a label setting algorithm for SSAD fastest paths using an adjacency list representation [51, 52].

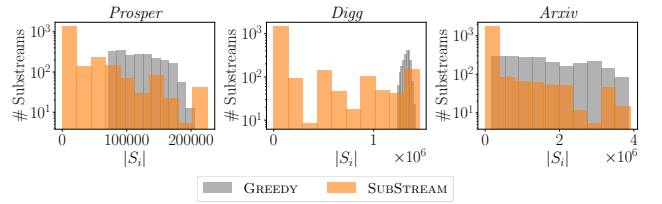
TOPCHAIN, ONEPASS, ONEPASSFP, and LABELFP were provided by the corresponding authors. We implemented XUAN using the graph data structure and algorithm described in [71].

**Data sets:** We used the following real-world temporal graphs. (1) *Infectious*: a face-to-face human contact network [34]. (2) *AskUbuntu*: Interactions on the website *Ask Ubuntu* [54]. (3) *Digg*: A social network [29]. (4) *Prosper*: A temporal network based on a personal loan website [58]. (5) *Arxiv*: An author collaboration graph from the *arXiv* website [44]. (6) *Youtube*: A social network on the video platform *Youtube* [47]. (7) *StackOverflow*: Interactions on the website *StackOverflow* [54]. Table 2 shows statistics of the data sets.

## 4.1 Indexing Time and Index Size

For our SUBSTREAM index, we set the number of substreams to  $k = 2^i$  for  $i \in \{9, \dots, 12\}$  and the sketch size  $h = 8$ . The effect of different sketch sizes will be discussed in Section 4.3. We set the batch size  $B$  to  $n$  for data sets with less than one million vertices and 2048 otherwise. Furthermore, we used 32 threads. We discuss the effect of varying the batch size in Section 4.1.3 and the vertical scalability in Section 4.1.4. We report the indexing times in seconds and the index sizes in MB in Table 3. For SUBSTREAM, we run the indexing ten times and report the averages and standard deviations.

**4.1.1 Indexing time.** As expected, GREEDY has high running times. It has up to several orders of magnitude higher running times than the other indices, and for the two largest data sets, *Youtube* and *StackOverflow* the computations could not be finished in the given time limit of 48 hours. SUBSTREAM improves the indexing time of GREEDY immensely for all data sets. However, SUBSTREAM has higher indexing times than TOPCHAIN for all data sets. The indexing time of TOPCHAIN is linear in the graph size, and the indexing for SUBSTREAM computes for each vertex  $v \in V$  all reachable edges  $\xi(v)$ , hence higher running times and weaker scalability of SUBSTREAM are expected. However, in Section 4.2, we will see that the query times using TOPCHAIN for SSAD queries cannot compete with our indices and are, in most cases, orders of magnitude higher. Besides the graph size, the indexing times of GREEDY and SUBSTREAM also depend on the sizes of  $\xi(v)$ . For smaller average reachability, i.e., smaller  $|\xi(v)|$  on average, the unions of the  $\xi(v)$  in Algorithm 2 and



**Figure 3: Histogram of the substream sizes  $|S_i|$  for  $k = 2048$ . The sketch-size for SUBSTREAM is  $h = 8$ .**

Algorithm 3 are faster, whereas for large average  $|\xi(v)|$  the unions are costly. For a larger number of substreams  $k$ , the running time of GREEDY linearly increases as expected due to the increasing number of union operations. In Algorithm 3, the unions during the second phase for the sketches of the edge streams are much faster as the sketch size is only  $h = 8$ ; hence, the increase in running time for increasing  $k$  is much smaller. In some cases, going from  $k = 512$  to  $k = 1024$ , the running time of SUBSTREAM decreases because in the third phase, when the final substreams are constructed, fewer large substreams need to be combined. This is the case for *Arxiv*, *Youtube*, and *StackOverflow*. The indexing for TIMESKIP is considerably faster than for SUBSTREAM and TOPCHAIN because it only needs a single pass over all edges. Hence, TIMESKIP shows the best scalability.

**4.1.2 Index size.** In the case of *Infectious* for all  $k$  and *AskUbuntu* for  $k = 512$ , SUBSTREAM has a smaller index size in MB than TOPCHAIN. For the other data sets, TOPCHAIN uses less space. The storage size (index size in MB) of the GREEDY and SUBSTREAM indices increase with increasing  $k$  for all data sets because a larger number of substreams often leads to a larger number of edges that are part of several substreams (recall that the substreams are not a partition of the graph). The sizes of the indices computed with SUBSTREAM are often considerably smaller than those computed with GREEDY. The reason is that the average substream sizes of the GREEDY indices are larger than the average sizes of the substreams in the SUBSTREAM indices. Table 5 shows statistics of the substream sizes  $|S|$  computed by GREEDY and SUBSTREAM for  $k = 2048$  and  $k = 4096$ . Note that the minimum number of edges in any substream is up to several orders of magnitudes higher for GREEDY. Furthermore, the maximum sizes of the substreams of the indices constructed with SUBSTREAM are only larger for *Infectious*, showing that SUBSTREAM usually computes indices  $\mathcal{I}$  with  $size(\mathcal{I})$  bounded by the approximation ratio of GREEDY. For increasing  $k$ , the median and mean sizes of the substreams decrease for both GREEDY and SUBSTREAM. The gap between median and mean is often small for GREEDY and large for SUBSTREAM where the median is always smaller than the mean. Hence, the distributions for SUBSTREAM are positively skewed with many substreams that consist of fewer edges than the mean sizes of the substreams. Figure 3 shows the size distribution of the substreams for GREEDY and SUBSTREAM for  $k = 2048$  and  $h = 8$ . The  $y$ -axis uses a logarithmic scale. The figure shows the histograms for *Prosper*, *Digg*, and *Arxiv*. We observed similar results for *Infectious* and *AskUbuntu*. We see that the distributions of the sizes for SUBSTREAM are in favor of smaller substreams. This property not only leads to smaller index (storage) sizes but also better query times (see Section 4.2). The memory usage of TIMESKIP compared

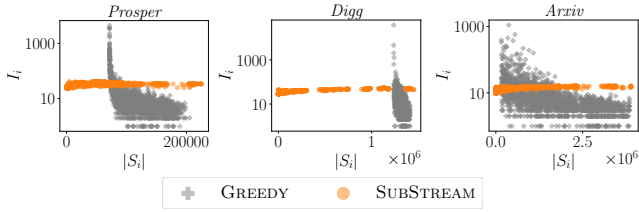


**Table 3: Indexing times in (s). For SUBSTREAM, we report the averages and standard deviations over ten runs. OOT—Out of time.**

Data set	GREEDY				SUBSTREAM				TIMESKIP	TOPCHAIN
	$k = 512$	$k = 1024$	$k = 2048$	$k = 4096$	$k = 512$	$k = 1024$	$k = 2048$	$k = 4096$		
<i>Infectious</i>	3.5	6.0	9.8	15.8	0.85±0.1	0.85±0.1	1.18±0.3	1.72±0.1	0.0003	0.43
<i>AskUbuntu</i>	263.0	368.5	557.0	792.1	6.58±0.7	7.81±1.4	8.96±2.3	14.57±5.4	0.001	0.53
<i>Digg</i>	12 025.1	22 065.3	38 191.1	69 703.9	57.78±1.7	58.88±2.9	62.99±3.9	67.37±2.9	0.002	1.73
<i>Prosper</i>	614.2	872.2	1 426.2	2 303.7	16.76±0.4	17.53±0.6	20.08±0.9	24.00±0.8	0.003	1.98
<i>Arxiv</i>	6 366.5	9 812.0	13 773.7	19 000.9	19.48±0.8	19.37±1.3	20.14±0.7	21.94±0.6	0.003	0.78
<i>Youtube</i>	OOT	OOT	OOT	OOT	4 250.43±35.7	4 174.79±21.2	4 222.68±41.6	4 375.91±70.0	0.025	12.46
<i>StackOverflow</i>	OOT	OOT	OOT	OOT	10 649.93±137.4	10 536.05±115.2	10 608.94±92.8	10 877.09±122.8	0.039	45.95

**Table 4: Index sizes in MB. For SUBSTREAM, we report the averages and standard deviations over ten runs. OOT—Out of time.**

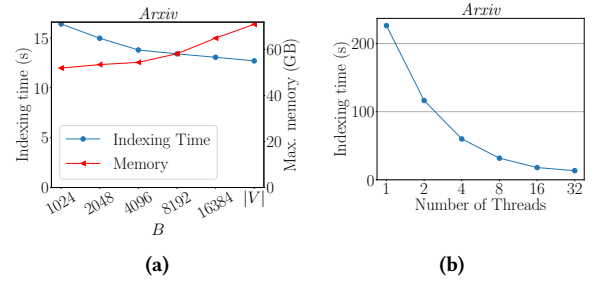
Data set	GREEDY				SUBSTREAM				TIMESKIP	TOPCHAIN
	$k = 512$	$k = 1024$	$k = 2048$	$k = 4096$	$k = 512$	$k = 1024$	$k = 2048$	$k = 4096$		
<i>Infectious</i>	7.9	11.7	17.2	26.0	5.80±0.1	7.80±0.0	11.36±0.1	18.15±0.1	0.04	28.49
<i>AskUbuntu</i>	194.3	323.2	471.8	633.0	18.20±1.0	27.47±0.8	43.65±1.1	77.57±3.0	0.11	20.41
<i>Digg</i>	2 673.8	5 287.6	10 361.8	19 407.0	675.03±15.1	1 141.56±32.0	2 051.65±56.7	3 913.49±121.6	0.52	50.09
<i>Prosper</i>	308.2	549.5	945.1	1 565.8	107.81±3.5	161.96±4.2	254.43±6.1	419.32±7.2	0.34	65.42
<i>Arxiv</i>	5 507.8	9 034.8	13 335.7	17 404.6	1 043.28±27.2	1 599.63±60.6	2 613.33±77.0	4 318.25±70.3	1.07	18.86
<i>Youtube</i>	OOT	OOT	OOT	OOT	2 827.89±398.6	4 204.57±488.1	5 961.32±253.1	10 095.49±331.2	12.29	351.03
<i>StackOverflow</i>	OOT	OOT	OOT	OOT	6 098.22±416.7	10 142.39±612.1	17 375.83±907.1	30 784.04±1904.5	9.40	1 501.00


**Figure 4: Scatter plots with the substream sizes  $S_i$  on the  $x$ -axis and the number  $I_i$  of vertices assigned to  $S_i$  on the  $y$ -axis for  $k = 2048$ . For SUBSTREAM,  $h = 8$ .**

to SUBSTREAM and TOPCHAIN is orders of magnitude smaller. The reason is that only the positions of the first edges in the substream assigned to each  $v \in V$  need to be stored.

**4.1.3 Effect of the batch size.** We varied  $B \in \{1024, 2048, 4096, 8192, 16384, |V|\}$  for Algorithm 3. Figure 5a shows the trade-off between the running time and the maximal memory used during the computations for the *Arxiv* data set. The parallel utilization of processing units is reduced for smaller batch sizes, and hence, the indexing time increases. However, fewer edge streams need to be held in memory during the computation, and, therefore, the memory usage is less. For larger batch sizes, the memory consumption increases while the indexing time decreases. We observed similar behavior for all data sets. Hence, the best indexing time can be achieved with large batch sizes. In the case of many vertices and large edge streams  $\xi(v)$ , a smaller batch size can reduce the amount of memory required for the computation.

**4.1.4 Vertical Scalability.** We set  $k = 2048$ ,  $h = 8$ , and varied the number of threads in  $\{1, 2, 4, 8, 16, 32\}$  for Algorithm 3. Figure 5b


**Figure 5: (a) Indexing time in seconds versus memory usage in GB of Algorithm 3 for different batch sizes. The batch sizes are on the  $x$ -axis. (b) Running times in seconds for different numbers of threads used for Algorithm 3.**

shows the running times for *Arxiv*, which decrease with an increasing number of threads. We observed similar behavior for all data sets. Up to 16 threads, doubling the number of threads almost halves the running time. From 16 to 32 threads reduces the running time by more than 25%. Hence, Algorithm 3 shows good vertical scalability.

## 4.2 Querying Time

For each data set, we chose two random subsets  $Q_1 \subseteq V$  and  $Q_2 \subseteq V$  with  $|Q_1| = |Q_2| = 1000$ . We run SSAD *earliest arrival* from each vertex  $u \in Q_1$ , and *minimum duration* queries from each vertex  $u \in Q_2$ . We used the same sets  $Q_1$  and  $Q_2$  for all algorithms. Furthermore, we used the lifetime spanned by each temporal graph as the restrictive time interval. We discuss the effect of varying the size of the restrictive time interval in Section 4.2.2. Because TOPCHAIN only supports SSSD queries, we added queries from

**Table 5: Statistics of the substream sizes  $|S|$  with  $S \in \mathcal{S}$  ( $K = 10^3$  and  $M = 10^6$ ).**

Data set	GREEDY, $k = 2048$				GREEDY, $k = 4096$				SUBSTREAM, $k = 2048$				SUBSTREAM, $k = 4096$			
	min	max	median	mean	min	max	median	mean	min	max	median	mean	min	max	median	mean
<i>Infectious</i>	0.5K	9.3K	1.6K	2.2K	0.1K	9.3K	1.1K	1.7K	7.0	10.3K	0.8K	1.6K	1.0	9.7K	0.5K	1.2K
<i>AskUbuntu</i>	0.3K	0.1M	61.3K	60.3K	64.0	0.1M	30.1K	40.5K	35.0	0.1M	77.0	5.9K	16.0	0.1M	30.0	5.2K
<i>Digg</i>	1.2M	1.4M	1.3M	1.3M	0.8M	1.4M	1.3M	1.2M	50.0	1.4M	0.1K	0.3M	18.0	1.4M	61.0	0.2M
<i>Prosper</i>	71.7K	0.2M	0.1M	0.1M	42.1K	0.2M	92.4K	0.1M	0.1K	0.2M	1.2K	32.3K	26.0	0.2M	0.5K	26.5K
<i>Arxiv</i>	0.2M	3.9M	1.5M	1.7M	0.9K	3.9M	0.9M	1.1M	45.0	3.9M	1.1K	0.3M	7.0	3.9M	0.5K	0.3M
<i>Youtube</i>	-	-	-	-	-	-	-	-	1.4K	5.5M	93.3K	0.7M	0.6K	5.3M	86.3K	0.6M
<i>StackOverflow</i>	-	-	-	-	-	-	-	-	0.3M	12.0M	1.4M	2.8M	1.2K	12.0M	0.2M	1.9M

**Table 6: Total querying time for 1000 queries in seconds. For SUBSTREAM, the mean and standard deviations over ten indices.****(a) Earliest arrival queries (OOT-out of time).**

Data set	GREEDY				SUBSTREAM				TIMESKIP	Baselines			
	$k = 512$	$k = 1024$	$k = 2048$	$k = 4096$	$k = 512$	$k = 1024$	$k = 2048$	$k = 4096$		ONEPASS	DL	XUAN	TOPCHAIN
<i>Infectious</i>	0.008	0.008	<b>0.006</b>	<b>0.006</b>	0.008±0.0	0.007±0.0	<b>0.006±0.0</b>	<b>0.006±0.0</b>	0.114	0.235	0.023	0.034	0.144
<i>AskUbuntu</i>	0.083	0.057	0.053	0.058	0.053±0.0	0.056±0.0	0.052±0.0	<b>0.051±0.0</b>	0.111	0.244	0.482	1.200	10.643
<i>Digg</i>	0.833	0.880	0.860	0.846	0.684±0.0	0.665±0.0	0.663±0.0	<b>0.637±0.0</b>	0.700	1.897	4.794	28.505	664.473
<i>Prosper</i>	0.231	0.211	0.185	0.148	0.194±0.0	0.173±0.0	0.156±0.0	<b>0.146±0.0</b>	1.485	2.828	0.678	4.440	217.687
<i>Arxiv</i>	1.925	1.649	1.271	1.068	1.100±0.0	1.029±0.0	0.985±0.1	<b>0.890±0.0</b>	2.599	4.418	3.062	43.937	1526.040
<i>Youtube</i>	-	-	-	-	5.160±0.5	4.380±0.4	3.893±0.3	<b>3.705±0.2</b>	7.320	22.928	38.743	87.082	45857.200
<i>StackOverflow</i>	-	-	-	-	12.766±0.9	12.002±0.8	10.736±0.4	<b>10.325±0.6</b>	19.953	49.110	139.676	500.871	OOT

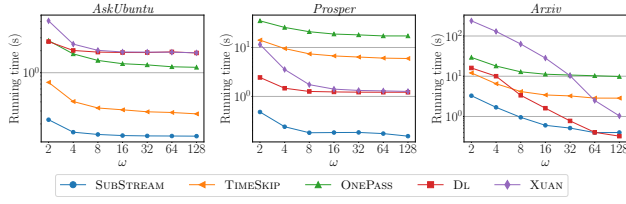
**(b) Minimum duration queries.**

Data set	GREEDY				SUBSTREAM				TIMESKIP	Baselines	
	$k = 512$	$k = 1024$	$k = 2048$	$k = 4096$	$k = 512$	$k = 1024$	$k = 2048$	$k = 4096$		ONEPASSFP	LABELFP
<i>Infectious</i>	0.084	0.083	0.079	0.079	0.083±0.0	0.080±0.0	0.079±0.0	<b>0.076±0.0</b>	0.596	0.908	0.170
<i>AskUbuntu</i>	0.909	0.774	0.772	<b>0.768</b>	0.808±0.0	0.783±0.0	<b>0.768±0.0</b>	0.770±0.0	0.961	1.642	1.272
<i>Digg</i>	8.905	8.871	8.732	8.254	7.466±0.3	7.357±0.3	7.300±0.3	7.258±0.3	<b>6.690</b>	13.077	44.759
<i>Prosper</i>	1.640	1.477	1.376	1.303	1.429±0.1	1.316±0.1	1.280±0.1	<b>1.238±0.1</b>	8.994	18.702	3.005
<i>Arxiv</i>	13.305	12.738	11.425	11.362	10.945±0.2	10.780±0.3	10.549±0.2	<b>10.422±0.2</b>	17.114	21.023	83.369
<i>Youtube</i>	-	-	-	-	68.814±1.6	67.016±1.0	64.590±6.9	<b>58.191±9.5</b>	85.325	160.184	105.141
<i>StackOverflow</i>	-	-	-	-	133.000±5.6	132.185±6.4	<b>131.996±5.9</b>	132.050±3.9	181.156	298.686	967.430

each vertex  $u \in Q_1$ , or  $u \in Q_2$  respectively, to all vertices  $v \in V$  for TOPCHAIN. For our SUBSTREAM index, we set the number of substreams to  $k = 2^i$  for  $i \in \{9, \dots, 12\}$  and the sketch size  $h = 8$ . We discuss the effect of different sketch sizes  $h$  in Section 4.3. We report the average running times and standard deviations over ten separately constructed and evaluated SUBSTREAM indices.

**4.2.1 Running times.** Table 6 shows the total running times for the 1000 earliest arrival (Table 6a) and minimum duration (Table 6b) queries. Our indices perform best for all data sets and both query types. For TOPCHAIN, we only report the running times of reachability queries in Table 6a because the provided implementation does not support other types of queries. The reported running times are lower bounds for the earliest arrival and minimum duration queries (see [70]). The query times of TOPCHAIN are up to several orders of magnitude higher than the running times of our indices for both earliest arrival and minimum duration queries. The reason is that TOPCHAIN is designed for SSSD queries. TOPCHAIN cannot answer the query for *StackOverflow* in the time limit. SUBSTREAM is the fastest for all data sets and earliest arrival queries. In the case of minimum duration, only for the *Digg* data set, TIMESKIP is faster. SUBSTREAM answers queries in most cases slightly faster than GREEDY. The reasons are the smaller substreams and the better

distribution of vertices to the substreams, such that vertices are more often assigned to substreams with a lower number of edges than to substreams with many edges (see Figure 3). Figure 4 shows scatter plots where the  $x$ -axis denotes the substream sizes  $|S_i|$  and the  $y$ -axis the number of assigned vertices  $I_i$  for  $i \in [k]$ . We see for *Prosper*, *Digg*, and *Arxiv* that SUBSTREAM constructs indices that have more vertices assigned to substreams with smaller sizes. Hence, the queries can be answered faster. We observed similar results for the *Infectious* and *AskUbuntu* data sets. For *Digg*, the SUBSTREAM index still has many large substreams, which explains its performance close to that of TIMESKIP. In general, query times are low if the average substream size over  $S \in \mathcal{S}$  is small compared to  $|\mathcal{E}|$ , see Table 5. The query times mostly decrease for increasing  $k$  because the number of edges in each of the  $k$  substreams is reduced; thus, fewer edges must be considered during the queries. SUBSTREAM has speedups of 2.9 up to 49.3 for earliest arrival queries and between 1.7 and 14.7 for the minimum duration queries. The average speedups of SUBSTREAM compared to ONEPASS, DL, and XUAN are 11.5, 8.15, and 32.8, respectively. For minimum duration queries, the average speedups of SUBSTREAM compared to ONEPASSFP and LABELFP are 5 and 4.1, respectively. The TIMESKIP index needs more time to answer the earliest arrival queries than SUBSTREAM, but it is faster than TOPCHAIN and ONEPASS for all data sets. In the case of the



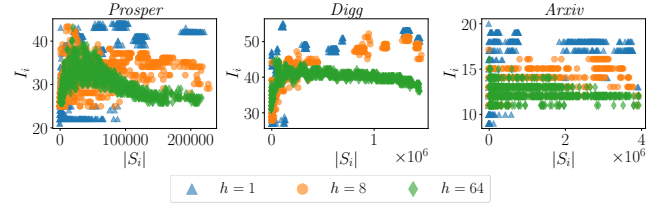
**Figure 6: Decreasing running times for shorter time intervals. The  $y$ -axis uses a logarithmic scale.**

minimum duration queries, TIMESKIP is fastest for *Digg* and faster than ONEPASSFP for all data sets. As expected, the running times increase with graph size in most cases. Note that DL and XUAN can be faster than ONEPASS if many vertices have limited reachability. The reason is that they stop processing when no further edge can be relaxed, and the priority queue is empty, where the streaming algorithms have to process the remaining stream until the end of the time interval. Similarly, LABELFP is faster than ONEPASSFP for some data sets. Finally, DL is faster than XUAN because the latter is primarily designed for temporal graphs with low dynamics [71].

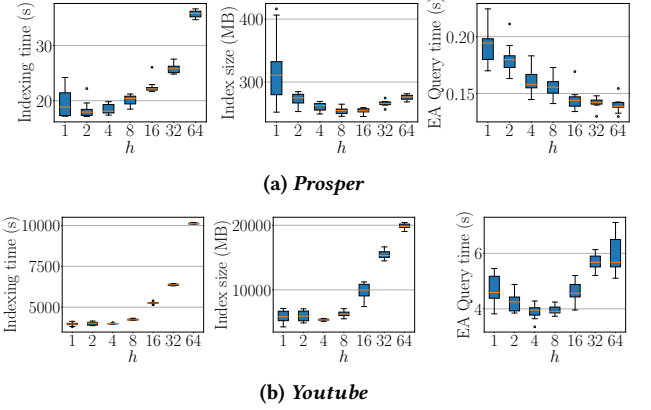
**4.2.2 Effect of Varying Time Intervals.** The time interval size of a query can have a large impact on the querying time because a smaller time interval leads to a smaller search space. Therefore, we evaluate the performance of our indices for varying time intervals. We chose restrictive time intervals that are a fraction of the lifetime  $T(\mathcal{G})$  of the temporal graph  $\mathcal{G}$ . For each  $\omega = 2^i$  with  $i \in [7]$ , we chose 10 000 intervals of length  $\ell_\omega = T(\mathcal{G})/\omega$  starting at a random starting time in  $[t_{min}, t_{max} - \ell_\omega]$ . For each interval, we choose a random starting vertex  $v \in V$ . We used the same intervals and starting vertices for each algorithm. Figure 6 shows the total running times for 10 000 earliest arrival queries for *AskUbuntu*, *Prosper*, and *Arxiv*. We observed similar results for the other data sets. The running times are decreasing with increasing  $\omega$  for our indices, mostly proportional with the decrease of the baselines for almost all data sets. Only for *Arxiv* and  $\omega \geq 64$ , DL beats SUBSTREAM. In all other cases, SUBSTREAM has the best running times for all  $\omega$ . TIMESKIP is second best for all  $\omega$  in case of *AskUbuntu*, *Youtube*, and *StackOverflow*. In conclusion, our indices also perform very well when the queries are restricted to different time intervals.

### 4.3 Effect of the Sketch Size

Figure 7 shows scatter plots for *AskUbuntu*, *Digg*, and *Arxiv* that have the substream size  $|S_i|$  on the  $x$ -axis and the number of assigned vertices  $I_i$  on the  $y$ -axis for  $k = 2048$  and  $h \in \{1, 8, 64\}$ . For increasing  $h$ , the sizes  $|S_i|$  are getting smaller and fewer vertices are assigned to large  $S_i$ . We observed similar behavior for the other data sets. Furthermore, we ran Algorithm 3 with  $k = 2048$  and  $h = 2^i$  for  $i \in \{0, \dots, 6\}$ . Figure 8 shows the effects on the indexing times, the index sizes, and the earliest arrival querying times for *Prosper* and *Youtube*. For *Prosper* and  $h = 1$ , the running times over the ten runs vary more than for higher  $h$ . The mean indexing time and the variance drop for  $h = 2$  and increase with increasing  $h$ . The index size is, in most cases, minimal for  $h = 8$ , and for most data sets, the size increases with  $h > 8$ . The query times decrease with increasing  $h$  for most data sets. However, for the larger data



**Figure 7: Scatter plots with the substream sizes  $S_i$  on the  $x$ -axis and the number  $I_i$  of vertices assigned to  $S_i$  on the  $y$ -axis. The number of substreams is  $k = 2048$ .**



**Figure 8: Effect of varying the sketch size  $h$  for SUBSTREAM,  $k = 2048$  over ten runs for the *Prosper* data sets.**

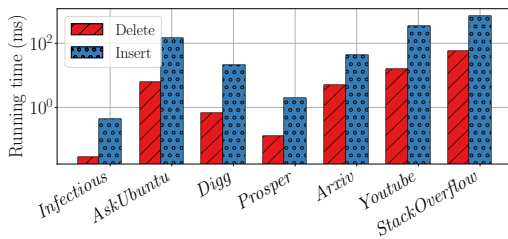
sets *Youtube* and *StackOverflow* the query times increase with  $h$ . The reason is that for *Youtube* and *StackOverflow*, even though the maximal substream sizes are decreasing for larger values of  $h$ , the minimal and average substream sizes increase.

### 4.4 Dynamic Updates

We evaluated the dynamic update times for deleting 1000 randomly chosen edges and inserting 1000 new edges. First, we computed the substream index for  $k = 2048$  and  $h = 8$ . Next, we ran the deletions and insertions. Figure 9 shows the average running times per edge for insertion and deletion. The deletion times are between 0.02 and 58.2 milliseconds, and the insertion times are between 0.45 and 722.4 milliseconds, showing that the index can be updated efficiently. However, note that insertion is slower than deletion because the latter is a batch operation, where for insertion, we have to insert each edge separately.

## 5 CASE STUDY: TEMPORAL CLOSENESS

Computing centrality is an important task in network analysis [8, 51, 52, 64]. One of the most commonly used measures is *closeness*. For a vertex  $u \in V$  in a temporal graph  $\mathcal{G} = (V, \mathcal{E})$ , it is defined as  $c(u) = \sum_{v \in V \setminus \{u\}} \frac{1}{d(u,v)}$ , where  $d(u,v)$  denotes a temporal distance between the vertices  $u$  and  $v$ . In order to rank all vertices according to their closeness value, we have to compute all pair-wise optimal distances. In [51], the authors introduce a top- $\ell$  algorithm



**Figure 9: The average running times for edge deletion and edge insertion in ms. The y-axis uses a logarithmic scale.**

**Table 7: Running times for computing the temporal closeness in seconds and hours. OOT—Out of time after 7 days.**

Data set	Running Times			
	SUBSTREAM	TIMESKIP	ONEPASSFP	TOP-100
<i>Infectious</i>	<b>0.61 s</b>	6.70 s	12.06 s	2.25 s
<i>AskUbuntu</i>	<b>95.53 s</b>	132.67 s	229.73 s	132.53 s
<i>Digg</i>	<b>1 648.06 s</b>	1 857.70 s	3 771.65 s	2 027.35 s
<i>Prosper</i>	<b>90.86 s</b>	792.25 s	1 665.20 s	260.87 s
<i>Arxiv</i>	<b>267.90 s</b>	464.78 s	630.60 s	398.50 s
<i>Youtube</i>	<b>58.56 h</b>	76.74 h	145.98 h	81.21 h
<i>StackOverflow</i>	<b>83.56 h</b>	111.08 h	OOT	107.66 h

for the temporal closeness using the minimum duration distance. We apply our indices to this problem and compare them to the state-of-the-art top- $\ell$  algorithm from [51], which computes the top-most  $\ell$  closeness values and vertices exactly. We set  $\ell = 100$  for the top- $\ell$  algorithm (TOP-100). Furthermore, we set  $k = 2048$  and  $h = 8$  for SUBSTREAM. ONEPASSFP denotes here the computation of the closeness using the streaming algorithm for minimum duration paths without indexing [69]. Table 7 shows the running times. Our indices improve the running times for all data sets. Large improvements are gained for the *Infectious* and *Prosper* data sets compared to ONEPASSFP with speed-ups of 19 and 18, respectively. Compared to the TOP-100 algorithm, the speed-up is between 1.2 (*Digg*) and 3.7 (*Infectious*) with an average speed-up of 1.9. Notice that in contrast to TOP-100, SUBSTREAM computes the complete ranking of all vertices. Furthermore, the indexing and the querying time of SUBSTREAM together are less than the query times of the baselines for all data sets. ONEPASSFP could not finish the computation for *StackOverflow* in the given time limit of seven days. With TIMESKIP the computation is about twice as fast as using ONEPASSFP for all data sets but *Arxiv* and *StackOverflow*. Compared to TOP-100, the TIMESKIP index decreases the running times for *Digg* and *Youtube* by 8.3%, and 5.5%, respectively.

In conclusion, our case study demonstrates significant running time improvements compared to the state-of-the-art algorithm for the real-world application of computing temporal closeness.

## 6 RELATED WORK

**Temporal graphs and temporal paths.** An early overview of dynamic graph models is given by Harary and Gupta [28]. More recent and comprehensive introductions to temporal graphs are provided in, e.g., [30, 40, 61, 68]. There is an early work on temporal

paths by Cooke and Halsey [16]. Kempe et al. [38] discuss time-respecting paths and related connectivity problems. Xuan et al. [71] introduce algorithms for finding the shortest, fastest, and earliest arrival paths, which are generalizations of Dijkstra’s shortest paths algorithm. In [32], variants of temporal graph traversals are defined. The authors of [49] consider bicriteria temporal paths in weighted temporal graphs, where each edge has an additional cost value. Wu et al. [69] introduce streaming algorithms for finding the fastest, shortest, latest departure, and earliest arrival paths (see also Section 2.2). In [37], the authors use the A\* approach to find the set of all fastest  $(u, v)$ -paths in a road network and a given interval.

**Indexing for static graphs.** Yu and Cheng [72] give an overview of indexing techniques for reachability and distances in static graphs. Common approaches enrich the static graph with labels at the vertices that can be used to determine reachability or distances. Among them are hub/hop [1, 13, 15, 22, 35, 45, 55], landmark [3], and interval labelings [62], as well as tree [2, 65, 66], chain [12] and path covers [36]. Further approaches are specifically designed for road networks, e.g., are contraction hierarchies [24, 25], transit nodes [5, 6, 19], and highway hierarchies [59, 60].

**Indexing for temporal graphs.** There are several works on SSSD time-dependent routing in transportation networks, e.g., [4, 7, 17, 23]. Wang et al. [67] propose *Timetable Labeling (TTL)*, a labeling-based index for SSSD reachability queries that extends hub labelings for temporal graphs. In [70], the authors introduce an index for SSSD reachability queries in temporal graphs called TOPCHAIN. The index uses a static representation of the temporal graph as a directed acyclic graph (DAG). On the DAG, a chain cover with corresponding labels for all vertices is computed. The labeling can then be used to determine the reachability between vertices. TOPCHAIN is faster than TTL and has shorter query times (see [70]). We used TOPCHAIN as an SSSD baseline in our evaluation (see Section 4). The authors of [73] present an index for reachability queries designed for distributed environments. It is similar to TOPCHAIN but forgoes the transformation into a DAG. The authors of [11] use 2-hop labelings for indexing bipartite temporal graphs to answer reachability queries. As far as we know, our work is the first one examining indices for SSAD temporal distance queries.

## 7 CONCLUSION AND FUTURE WORK

We introduced efficient and effective indices for answering SSAD temporal distance and path queries. The *Substream* index improved the query times compared to the direct computation significantly. Our case study showed that the computation of distance-based centrality measures profits immensely from our new index, which supports dynamic updates to avoid costly recomputation in case of edge insertion or deletion. The *Time Skip* index often performs very well on its own. Our new indices are also general approaches and employable in other streaming-based scenarios. Applying them to further problems and identifying graph classes with performance guarantees is planned as future work.

## ACKNOWLEDGMENTS

This work is funded by the Deutsche Forschungsgemeinschaft (DFG, German Research Foundation) under Germany’s Excellence Strategy – EXC-2047/1 – 390685813.

## REFERENCES

- [1] Ittai Abraham, Daniel Delling, Andrew V Goldberg, and Renato F Werneck. 2012. Hierarchical hub labelings for shortest paths. In *European Symposium on Algorithms*. Springer, 24–35.
- [2] Rakesh Agrawal, Alexander Borgida, and H. V. Jagadish. 1989. Efficient Management of Transitive Relationships in Large Data and Knowledge Bases. In *Proceedings of the 1989 ACM SIGMOD International Conference on Management of Data*. ACM Press, 253–262.
- [3] Takuya Akiba, Yoichi Iwata, and Yuichi Yoshida. 2013. Fast exact shortest-path distance queries on large networks by pruned landmark labeling. In *Proceedings of the 2013 ACM SIGMOD International Conference on Management of Data*. 349–360.
- [4] Hannah Bast, Erik Carlsson, Arno Eigenwillig, Robert Geisberger, Chris Harrelson, Veselin Raychev, and Fabien Viger. 2010. Fast Routing in Very Large Public Transportation Networks Using Transfer Patterns. In *Algorithms - ESA 2010, 18th Annual European Symposium (Lecture Notes in Computer Science)*, Vol. 6346. Springer, 290–301.
- [5] Holger Bast, Stefan Funke, and Domagoj Matijević. 2006. Transit ultrafast shortest-path queries with linear-time preprocessing. *9th DIMACS Implementation Challenge [1]* (2006).
- [6] Holger Bast, Stefan Funke, Peter Sanders, and Dominik Schultes. 2007. Fast routing in road networks with transit nodes. *Science* 316, 5824 (2007), 566–566.
- [7] Gernot Veit Batz, Daniel Delling, Peter Sanders, and Christian Vetter. 2009. Time-Dependent Contraction Hierarchies. In *Proceedings of the Eleventh Workshop on Algorithm Engineering and Experiments, ALENEX, SIAM*, 97–105.
- [8] Dan Braha and Yaneer Bar-Yam. 2009. *Time-Dependent Complex Networks: Dynamic Centrality, Dynamic Motifs, and Cycles of Social Interactions*. Springer Berlin Heidelberg, Berlin, Heidelberg, 39–50.
- [9] Andrei Z Broder. 1997. On the resemblance and containment of documents. In *Proceedings. Compression and Complexity of SEQUENCES 1997 (Cat. No. 97TB100171)*. IEEE, 21–29.
- [10] Julián Candia, Marta C González, Pu Wang, Timothy Schoenharl, Greg Madey, and Albert-László Barabási. 2008. Uncovering individual and collective human dynamics from mobile phone records. *Journal of physics A: mathematical and theoretical* 41, 22 (2008), 224015.
- [11] Xiaoshuang Chen, Kai Wang, Xuemin Lin, Wenjie Zhang, Lu Qin, and Ying Zhang. 2021. Efficiently answering reachability and path queries on temporal bipartite graphs. *Proceedings of the VLDB Endowment* (2021).
- [12] Yangjun Chen and Yibin Chen. 2008. An Efficient Algorithm for Answering Graph Reachability Queries. In *Proceedings of the 24th International Conference on Data Engineering, ICDE, IEEE Computer Society*, 893–902.
- [13] Jiefeng Cheng, Jeffrey Xu Yu, Xuemin Lin, Haixun Wang, and Philip S. Yu. 2006. Fast Computation of Reachability Labeling for Large Graphs. In *Advances in Database Technology, EDBT (Lecture Notes in Computer Science)*, Vol. 3896. Springer, 961–979.
- [14] Martino Ciaperoni, Edoardo Galimberti, Francesco Bonchi, Ciro Cattuto, Francesco Gullo, and Alain Barrat. 2020. Relevance of temporal cores for epidemic spread in temporal networks. *Scientific reports* 10, 1 (2020), 1–15.
- [15] Edith Cohen, Eran Halperin, Haim Kaplan, and Uri Zwick. 2003. Reachability and Distance Queries via 2-Hop Labels. *SIAM J. Comput.* 32, 5 (2003), 1338–1355.
- [16] Kenneth L Cooke and Eric Halsey. 1966. The shortest route through a network with time-dependent internodal transit times. *J. Math. Anal. Appl.* 14, 3 (1966), 493–498.
- [17] Daniel Delling. 2011. Time-Dependent SHARC-Routing. *Algorithmica* 60, 1 (2011), 60–94.
- [18] Jean-Pierre Eckmann, Elisha Moses, and Danilo Sergi. 2004. Entropy of dialogues creates coherent structures in e-mail traffic. *Proceedings of the National Academy of Sciences* 101, 40 (2004), 14333–14337.
- [19] Jochen Eisner and Stefan Funke. 2012. Transit nodes—Lower bounds and refined construction. In *2012 Proceedings of the Fourteenth Workshop on Algorithm Engineering and Experiments (ALENEX)*. SIAM, 141–149.
- [20] Jessica Enright and Rowland Raymond Kao. 2018. Epidemics on dynamic networks. *Epidemics* 24 (2018), 88–97.
- [21] David S. Garey, Michael R. and Johnson. 1979. *Computers and Intractability: A Guide to the Theory of NP-Completeness (Series of Books in the Mathematical Sciences)* (first edition ed.). W. H. Freeman.
- [22] Cyril Gavoille, David Peleg, Stéphane Pérennes, and Ran Raz. 2004. Distance labeling in graphs. *Journal of Algorithms* 53, 1 (2004), 85–112.
- [23] Robert Geisberger. 2010. Contraction of Timetable Networks with Realistic Transfers. In *Experimental Algorithms, 9th International Symposium, SEA (Lecture Notes in Computer Science)*, Vol. 6049. Springer, 71–82.
- [24] Robert Geisberger, Peter Sanders, Dominik Schultes, and Daniel Delling. 2008. Contraction Hierarchies: Faster and Simpler Hierarchical Routing in Road Networks. In *Experimental Algorithms, 7th International Workshop, WEA (Lecture Notes in Computer Science)*, Vol. 5038. Springer, 319–333.
- [25] Robert Geisberger, Peter Sanders, Dominik Schultes, and Christian Vetter. 2012. Exact routing in large road networks using contraction hierarchies. *Transportation Science* 46, 3 (2012), 388–404.
- [26] Michel Gendreau, Gianpaolo Ghiani, and Emanuela Guerriero. 2015. Time-dependent routing problems: A review. *Computers & operations research* 64 (2015), 189–197.
- [27] Steve Hanneke and Eric P Xing. 2006. Discrete temporal models of social networks. In *ICML Workshop on Statistical Network Analysis*. Springer, 115–125.
- [28] Frank Harary and Gopal Gupta. 1997. Dynamic graph models. *Mathematical and Computer Modelling* 25, 7 (1997), 79–87.
- [29] Tad Hogg and Kristina Lerman. 2012. Social dynamics of digg. *EPJ Data Science* 1, 1 (2012), 5.
- [30] Petter Holme. 2015. Modern temporal network theory: a colloquium. *The European Physical Journal B* 88, 9 (2015), 234.
- [31] Petter Holme, Christofer R Edling, and Fredrik Liljeros. 2004. Structure and time evolution of an Internet dating community. *Social Networks* 26, 2 (2004), 155–174.
- [32] Silu Huang, James Cheng, and Huanhuan Wu. 2014. Temporal Graph Traversals: Definitions, Algorithms, and Applications. CoRR abs/1401.1919 (2014). arXiv:1401.1919
- [33] Abdelfattah Idri, Mariyam Ouakari, Azedine Boulmakoul, Karine Zeitouni, and Ali Masri. 2017. A new time-dependent shortest path algorithm for multimodal transportation network. *Procedia Computer Science* 109 (2017), 692–697.
- [34] Lorenzo Isella, Juliette Stehlé, Alain Barrat, Ciro Cattuto, Jean-François Pinton, and Wouter Van den Broeck. 2011. What’s in a crowd? Analysis of face-to-face behavioral networks. *Journal of Theoretical Biology* 271, 1 (2011), 166–180.
- [35] Ruoming Jin, Yang Xiang, Ning Ruan, and David Fuhr. 2009. 3-HOP: a high-compression indexing scheme for reachability query. In *Proceedings of the ACM SIGMOD International Conference on Management of Data, SIGMOD*. ACM, 813–826.
- [36] Ruoming Jin, Yang Xiang, Ning Ruan, and Haixun Wang. 2008. Efficiently answering reachability queries on very large directed graphs. In *Proceedings of the ACM SIGMOD International Conference on Management of Data, SIGMOD*. ACM, 595–608.
- [37] Evangelos Kanoulas, Yang Du, Tian Xia, and Donghui Zhang. 2006. Finding fastest paths on a road network with speed patterns. In *22nd International Conference on Data Engineering (ICDE’06)*. IEEE, 10–10.
- [38] David Kempe, Jon M. Kleinberg, and Amit Kumar. 2002. Connectivity and Inference Problems for Temporal Networks. *J. Comput. Syst. Sci.* 64, 4 (2002), 820–842.
- [39] Gueorgi Kossinets and Duncan J Watts. 2006. Empirical analysis of an evolving social network. *Science* 311, 5757 (2006), 88–90.
- [40] Matthieu Latapy, Tiphaine Viard, and Clémence Magnien. 2018. Stream graphs and link streams for the modeling of interactions over time. *Soc. Netw. Anal. Min.* 8, 1 (2018), 61:1–61:29.
- [41] Sophie Lebre, Jennifer Becq, Frederic Devaux, Michael PH Stumpf, and Gaele Lelandais. 2010. Statistical inference of the time-varying structure of gene-regulation networks. *BMC systems biology* 4, 1 (2010), 1–16.
- [42] Hartmut HK Lentz, Andreas Koher, Philipp Hövel, Jörn Gethmann, Carola Sauter-Louis, Thomas Selhorst, and Franz J Conraths. 2016. Disease spread through animal movements: a static and temporal network analysis of pig trade in Germany. *PLoS one* 11, 5 (2016), e0155196.
- [43] Hartmut HK Lentz, Thomas Selhorst, and Igor M Sokolov. 2013. Unfolding accessibility provides a macroscopic approach to temporal networks. *Physical review letters* 110, 11 (2013), 118701.
- [44] Jure Leskovec, Jon Kleinberg, and Christos Faloutsos. 2007. Graph evolution: Densification and shrinking diameters. *ACM Trans. Knowl. Discov. Data* 1, 1 (2007), 2–es.
- [45] Ye Li, Leong Hou U, Man Lung Yiu, and Ngai Meng Kou. 2017. An experimental study on hub labeling based shortest path algorithms. *Proceedings of the VLDB Endowment* 11, 4 (2017), 445–457.
- [46] Naoki Masuda and Petter Holme. 2019. Detecting sequences of system states in temporal networks. *Scientific Reports* 9, 1 (2019), 1–11.
- [47] Alan Mislove, Massimiliano Marcon, P. Krishna Gummadi, Peter Druschel, and Bobby Bhattacharjee. 2007. Measurement and analysis of online social networks. In *Proceedings of the 7th ACM SIGCOMM Internet Measurement Conference, IMC*. ACM, 29–42.
- [48] Antoine Moinet, Michele Starnini, and Romualdo Pastor-Satorras. 2015. Burstiness and aging in social temporal networks. *Physical review letters* 114, 10 (2015), 108701.
- [49] Petra Mutzel and Lutz Oettershagen. 2019. On the Enumeration of Bicriteria Temporal Paths. In *Theory and Applications of Models of Computation - 15th Annual Conference, TAMC (Lecture Notes in Computer Science)*, Vol. 11436. Springer, 518–535.
- [50] Lutz Oettershagen, Nils M Kriege, Christopher Morris, and Petra Mutzel. 2020. Classifying Dissemination Processes in Temporal Graphs. *Big Data* 8, 5 (2020), 363–378.
- [51] Lutz Oettershagen and Petra Mutzel. 2020. Efficient Top-k Temporal Closeness Calculation in Temporal Networks. In *2020 IEEE International Conference on Data Mining (ICDM)*. IEEE, 402–411.
- [52] Lutz Oettershagen and Petra Mutzel. 2022. Computing top-k temporal closeness in temporal networks. *Knowledge and Information Systems* (2022), 1–29.

- [53] Gergely Palla, Albert-László Barabási, and Tamás Vicsek. 2007. Quantifying social group evolution. *Nature* 446, 7136 (2007), 664–667.
- [54] Ashwin Paranjape, Austin R Benson, and Jure Leskovec. 2017. Motifs in temporal networks. In *Proceedings of the Tenth ACM International Conference on Web Search and Data Mining*. 601–610.
- [55] You Peng, Ying Zhang, Xuemin Lin, Lu Qin, and Wenjie Zhang. 2020. Answering billion-scale label-constrained reachability queries within microsecond. *Proceedings of the VLDB Endowment* 13, 6 (2020), 812–825.
- [56] Teresa M Przytycka, Mona Singh, and Donna K Slonim. 2010. Toward the dynamic interactome: it's about time. *Briefings in bioinformatics* 11, 1 (2010), 15–29.
- [57] Evangelia Pyrga, Frank Schulz, Dorothea Wagner, and Christos Zaroliagis. 2008. Efficient models for timetable information in public transportation systems. *Journal of Experimental Algorithmics (JEA)* 12 (2008), 1–39.
- [58] Ursula Redmond and Pádraig Cunningham. 2013. A temporal network analysis reveals the unprofitability of arbitrage in the prosper marketplace. *Expert Systems with Applications* 40, 9 (2013), 3715–3721.
- [59] Peter Sanders and Dominik Schultes. 2005. Highway hierarchies hasten exact shortest path queries. In *European Symposium on Algorithms*. Springer, 568–579.
- [60] Peter Sanders and Dominik Schultes. 2006. Engineering highway hierarchies. In *European Symposium on Algorithms*. Springer, 804–816.
- [61] Nicola Santoro, Walter Quattrociocchi, Paola Flocchini, Arnaud Casteigts, and Frederic Amblard. 2011. Time-varying graphs and social network analysis: Temporal indicators and metrics. *arXiv preprint arXiv:1102.0629* (2011).
- [62] Feng Shuo, Xie Ning, Shen de Rong, Li Nuo, Kou Yue, and Yu Ge. 2015. AllLabel: A Fast Interval Labeling Approach for Reachability Query on Very Large Graphs. In *Asia-Pacific Web Conference*. Springer, 560–572.
- [63] John Tang, Ilias Leontiadis, Salvatore Scellato, Vincenzo Nicosia, Cecilia Mascolo, Mirco Musolesi, and Vito Latora. 2013. *Applications of Temporal Graph Metrics to Real-World Networks*. Springer Berlin Heidelberg, Berlin, Heidelberg, 135–159.
- [64] John Kit Tang, Mirco Musolesi, Cecilia Mascolo, Vito Latora, and Vincenzo Nicosia. 2010. Analysing information flows and key mediators through temporal centrality metrics. In *Proceedings of the 3rd Workshop on Social Network Systems*. ACM, 3.
- [65] Silke Trißl and Ulf Leser. 2007. Fast and practical indexing and querying of very large graphs. In *Proceedings of the ACM SIGMOD International Conference on Management of Data*. ACM, 845–856.
- [66] Haixun Wang, Hao He, Jun Yang, Philip S. Yu, and Jeffrey Xu Yu. 2006. Dual Labeling: Answering Graph Reachability Queries in Constant Time. In *Proceedings of the 22nd International Conference on Data Engineering, ICDE*. IEEE Computer Society, 75.
- [67] Sibó Wang, Wenqing Lin, Yi Yang, Xiaokui Xiao, and Shuigeng Zhou. 2015. Efficient route planning on public transportation networks: A labelling approach. In *Proceedings of the 2015 ACM SIGMOD International Conference on Management of Data*. 967–982.
- [68] Yishu Wang, Ye Yuan, Yuliang Ma, and Guoren Wang. 2019. Time-dependent graphs: Definitions, applications, and algorithms. *Data Science and Engineering* 4, 4 (2019), 352–366.
- [69] Huanhuan Wu, James Cheng, Silu Huang, Yiping Ke, Yi Lu, and Yanyan Xu. 2014. Path problems in temporal graphs. *Proc. VLDB Endowment* 7, 9 (2014), 721–732.
- [70] Huanhuan Wu, Yuzhen Huang, James Cheng, Jinfeng Li, and Yiping Ke. 2016. Reachability and time-based path queries in temporal graphs. In *2016 IEEE 32nd International Conference on Data Engineering (ICDE)*. IEEE, 145–156.
- [71] B Bui Xuan, Afonso Ferreira, and Aubin Jarry. 2003. Computing shortest, fastest, and foremost journeys in dynamic networks. *International Journal of Foundations of Computer Science* 14, 02 (2003), 267–285.
- [72] Jeffrey Xu Yu and Jiefeng Cheng. 2010. Graph Reachability Queries: A Survey. In *Managing and Mining Graph Data*. Advances in Database Systems, Vol. 40. Springer, 181–215.
- [73] Tianming Zhang, Yunjun Gao, Lu Chen, Wei Guo, Shiliang Pu, Baihua Zheng, and Christian S Jensen. 2019. Efficient distributed reachability querying of massive temporal graphs. *The VLDB Journal* 28, 6 (2019), 871–896.