

# SimMIM: A Simple Framework for Masked Image Modeling

Zhenda Xie\* Zheng Zhang\* Yue Cao\*  
Yutong Lin Jianmin Bao Zhuliang Yao Qi Dai Han Hu\*  
Microsoft Research Asia

{t-zhxie, zhez, yuecao, t-yutonglin, jianmin.bao, t-zhuyao, qi.dai, hanhu}@microsoft.com

## Abstract

This paper presents *SimMIM*, a simple framework for masked image modeling. We simplify recently proposed related approaches without special designs such as block-wise masking and tokenization via discrete VAE or clustering. To study what let the masked image modeling task learn good representations, we systematically study the major components in our framework, and find that simple designs of each component have revealed very strong representation learning performance: 1) random masking of the input image with a moderately large masked patch size (e.g., 32) makes a strong pre-text task; 2) predicting raw pixels of RGB values by direct regression performs no worse than the patch classification approaches with complex designs; 3) the prediction head can be as light as a linear layer, with no worse performance than heavier ones. Using ViT-B, our approach achieves 83.8% top-1 fine-tuning accuracy on ImageNet-1K by pre-training also on this dataset, surpassing previous best approach by +0.6%. When applied on a larger model of about 650 million parameters, SwinV2-H, it achieves 87.1% top-1 accuracy on ImageNet-1K using only ImageNet-1K data. We also leverage this approach to facilitate the training of a 3B model (SwinV2-G), that by 40× less data than that in previous practice, we achieve the state-of-the-art on four representative vision benchmarks. The code and models will be publicly available at <https://github.com/microsoft/SimMIM>.

## 1. Introduction

“What I cannot create, I do not understand.”

— Richard Feynman

“Masked signal modeling” is such a task learning to create: masking a portion of input signals and trying to predict these masked signals. In NLP, following this philosophy, the self-supervised learning approaches built on the masked language modeling task have largely repainted the

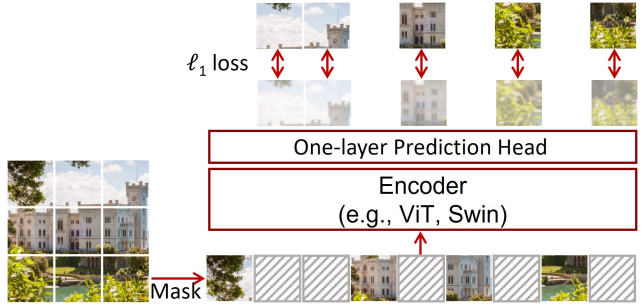


Figure 1. An illustration of our simple framework for masked language modeling, named *SimMIM*. It predicts raw pixel values of the randomly masked patches by a lightweight one-layer head, and performs learning using a simple  $\ell_1$  loss.

field [2, 12, 30], that very large-scale language models are learnt by using huge unlabelled data and are demonstrated generalizable to broad NLP applications.

In computer vision, while there are pioneers leveraging this philosophy for self-supervised representation learning [13, 57, 58], in previous years, this line of works is almost buried by the contrastive learning approaches [8, 20, 48]. The different difficulties of applying this task to the language and visual domain can be explained by the differences between two modalities. One of these differences is that images exhibit much stronger locality: pixels near each other tend to be highly correlated [25], thus the task may be well accomplished by copying the neighboring pixels but not by reasoning of semantics. Another difference is that visual signals are *raw and low-level*, while text tokens are *high-level* concepts generated by humans. This raises a question that whether the prediction of low-level signals would be useful for high-level visual recognition tasks. A third difference is that the visual signals are *continuous* and text tokens are *discrete*. It is unknown how to adapt the classification-based masked language modeling approach to deal well with continuous visual signals.

Until very recently, there were a few trials attempting to bridge the modality gap and address the obstacles, by introducing several special designs, e.g., adapting the continuous signals for classification by color clustering [7] or by

\*Equal. Zhenda, Yutong, Zhuliang are long-term interns at MSRA.

tokenization using an additional network [1], a block-wise masking strategy to break the short-range connections [1], and etc. With these special designs, the learnt representations are demonstrated well transferable to several visual recognition tasks.

In contrary to requiring special complex designs, in this paper, we present a simple framework which aligns well with the nature of visual signals, as shown in Figure 1, and is able to learn similar or even better representations than previous more complex approaches: *random masking of input image patches, with a linear layer to regress the raw pixel values of masked area under an  $\ell_1$  loss*. The key designs and insights behind this simple framework involve:

- Random masking is applied on image patches, which is simple and convenient for vision Transformers. For masked pixels, either larger patch size or higher masking ratio can result in less chance to find close-by visible pixels to predict itself. For a large masked patch size of 32, the approach could achieve highly competitive performance in a wide range of masking ratios (10%-70%). For a small masked patch size of 8, the masking ratio is required to reach as high as 80% to perform relatively well. Note that the preferred masking ratios are very different from that in the language domain, where a small masking ratio of 0.15 is adopted as default. We hypothesize that different degrees of information redundancy by two modalities may lead to the different behaviors.
- A raw pixel regression task is used. The regression task aligns well with the continuous nature of visual signals, which possesses ordering property. This simple task performs no worse than the classification approaches with classes specially defined by tokenization, clustering or discretization.
- An extremely lightweight prediction head (e.g., a linear layer) is adopted, which achieves similarly or slightly better transferring performance than that of heavier prediction heads (e.g., an inverse Swin-B). The use of extremely lightweight prediction head brings a remarkable speedup in pre-training. In addition, we note that a broad range of target resolutions (e.g.,  $12^2$ - $96^2$ ) perform competitive with the highest  $192^2$ . While heavier head or higher resolution generally leads to stronger generation capability, such stronger capability does not necessarily benefit the down-stream fine-tuning tasks.

Though simple, the proposed *SimMIM* approach is pretty effective for representation learning. Using ViT-B, it achieves 83.8% top-1 fine-tuning accuracy on ImageNet-1K by pre-training also on this dataset, surpassing previous best approach ([1]) by +0.6%. *SimMIM* is also demonstrated to be scalable to larger models: with a SwinV2-H

model (658M parameters) [31], it achieves 87.1% top-1 accuracy on ImageNet-1K classification, which is the highest number among methods that use ImageNet-1K data only. This result encourages the use of self-supervised learning to address the increasing data-hungry problem caused by quickly rising model capacity. In fact, with the aid of *SimMIM*, we successfully trained a SwinV2-G model with 3 billion parameters [31] using  $\sim 40\times$  smaller data than that of Google’s JFT-3B dataset, and sets new records on several representative benchmarks: 84.0% top-1 accuracy on ImageNet-V2 classification [40], 63.1/54.4 box/mask mAP on COCO object detection [6, 29], 59.9 mIoU on ADE20K semantic segmentation [49, 60], and 86.8% top-1 accuracy on Kinetics-400 action recognition [26, 33].

While in recent years we have witnessed increasing overlaps between NLP and computer vision in both basic modeling and learning algorithms, as well as in multi-modal applications, which align well with how human brains work for general intelligence capabilities, we hope our demonstration of “masked signal modeling” in computer vision can drive this trend a bit further, and encourage deeper interaction of different AI fields.

## 2. Related Work

**Masked language modeling (MLM)** Masked language modeling [12, 30] and its auto-regressive variants [2] are the dominant self-supervised learning approaches in the field of natural language processing (NLP). Given visible tokens in a sentence or a sentence pair / triplet, the approaches learn representations by predicting invisible tokens of the input. This line of approaches has repainted the field since about 3 years ago [12], that it enables the learning of very large language models and generalizes well on broad language understanding and generation tasks by leveraging huge data.

**Masked image modeling (MIM)** Masked image modeling [7, 13, 21, 36, 45] progressed in parallel with the MLM task in NLP but located in a non-mainstream position for a long time. The context encoder approach [36] is a pioneer work in this direction, which masks a rectangle area of the original images, and predicts the missing pixels. CPC [21, 45] predicts patches via a verification task in each batch with a contrastive predictive coding loss. Recently, iGPT [7], ViT [15] and BEiT [1] recall this learning approach on the modern vision Transformers, and show strong potential in representation learning by introducing special designs on some components, such as clustering on pixels [7], prediction of mean color [15], and tokenization via an additional dVAE network with a block-wise masking strategy [1]. In contrary to these complex designs, we present an extremely simple framework, *SimMIM*, which shows similar or even slightly better effectiveness.

**Reconstruction based methods** are also related to our approach, particularly the auto-encoder approaches [22, 28, 35, 39, 46, 47]. Similar as in our approach, they adopt a reconstruction task to recover the original signals. However, they are based on a different philosophy of visible signal *reconstruction*, other than the *creation or prediction* of invisible signals as in our approach. They thus progress in a very different path, by studying how to effectively regularize the task learning by proper regularization or architecture bottlenecks.

**Image inpainting methods** Beyond representation learning, masked image modeling is a classical computer vision problem, named image inpainting. This problem has been extensively studied in computer vision for a long time [37, 52, 53], aiming for improving the inpainting quality and without connecting to self-supervised representation learning. While we advocate image inpainting as a strong self-supervised pre-text task, we also find stronger inpainting capability does not necessarily leads to stronger fine-tuning performance on down-stream tasks.

**Compressed sensing** The approach in this paper is also related to compressed sensing [14], which affirms most of the data we acquire including image signals can be thrown away with almost no perceptual loss. Such claim is also partly supported by recent works of sparse inference [19] that the recognition accuracy has very little drop after throwing a large portion of image features [23, 41, 51]. This paper also finds that by masking a large portion of an image. The observation in this paper goes further for the input signals, that with an extremely small portion of randomly selected input image patches as input, i.e., 10%, the inpainting task can still be learnt to produce good visual representations.

**Other self-supervised learning approaches** During the last two decades, there have been numerous pretext tasks to learn visual representation in a self-supervised way: gray-scale image colorization [57], jigsaw puzzle solving [34], split-brain auto-encoding [58], rotation prediction [17], learning to cluster [4]. Though very different from masked image modeling, some of them interestingly also follow a philosophy of predicting the invisible parts of signals, e.g., [57, 58] use one or two color channels as input to predict values of other channels. Another large portion of works lie in the contrastive learning approaches [3, 8, 16, 18, 20, 48, 50], which are the previous mainstream. We hope our work can encourage the study of masked language modeling as a pre-text task for self-supervised visual representation learning.

## 3. Approach

### 3.1. A Masked Image Modeling Framework

Our approach *SimMIM* learns representation through masked image modeling, which masks a portion of input image signals and predicts the original signals at masked area. The framework consists of 4 major components:

- 1) *Masking strategy*. Given an input image, this component designs how to select the area to mask, and how to implement masking of selected area. The transformed image after masking will be used as the input.
- 2) *Encoder architecture*. It extracts a latent feature representation for the masked image, which is then used to predict the original signals at the masked area. The learnt encoder is expected to be transferable to various vision tasks. In this paper, we mainly consider two typical vision Transformer architectures: a vanilla ViT [15] and Swin Transformer [32].
- 3) *Prediction head*. The prediction head will be applied on the latent feature representation to produce one form of the original signals at the masked area.
- 4) *Prediction target*. This component defines the form of original signals to predict. It can be either the raw pixel values or a transformation of the raw pixels. This component also defines the loss type, with typical options including the cross-entropy classification loss and the  $\ell_1$  or  $\ell_2$  regression losses.

In the following subsections, we will present typical options of each component. These options are then systematically studied. By combining simple designs of each component, we have been able to achieve strong representation learning performance.

### 3.2. Masking Strategy

For input transformation of masked area, we follow the NLP community [12, 30] and BEiT [1] to use a learnable mask token vector to replace each masked patch. The token vector dimension is set the same as that of the other visible patch representation after patch embedding. For masking area selection, we study the following masking strategies (illustrated in Figure 2):

**Patch-aligned random masking** We first present a patch-aligned random masking strategy. Image patches are the basic processing units of vision Transformers, and it is convenient to operate the masking on patch-level that a patch is either fully visible or fully masked. For Swin Transformer, we consider equivalent patch sizes of different resolution stages,  $4 \times 4 \sim 32 \times 32$ , and adopt  $32 \times 32$  by default which is the patch size of the last stage. For ViT, we adopt  $32 \times 32$  as the default masked patch size.




Figure 2. Illustration of masking area generated by different masking strategies using a same mask ratio of 0.6: square masking [36], block-wise masking [1] apply on 16-sized patches, and our simple random masking strategy on different patch sizes (e.g., 4, 8, 16 and 32).

**Other masking strategies** We also try other masking strategies in previous works: 1) [36] introduces a central region masking strategy. We relax it to be randomly movable on the image. 2) [1] introduces a complex block-wise masking strategy. We try this mask strategy on two masked patch sizes of  $16 \times 16$  and  $32 \times 32$ .

### 3.3. Prediction Head

The prediction head can be of arbitrary form and capacity, as long as its input conforms with the encoder output and its output accomplishes the prediction target. Some early works follow auto-encoders to employ a heavy prediction head (decoder) [36]. In this paper, we show that the prediction head can be made extremely lightweight, as light as a *linear layer*. We also try heavier heads such as a 2-layer MLP, an inverse Swin-T, and an inverse Swin-B.

### 3.4. Prediction Targets

**Raw pixel value regression** The pixel values are continuous in the color space. A straight-forward option is to predict raw pixels of the masked area by regression. In general, vision architectures usually produce feature maps of down-sampled resolution, e.g.,  $16 \times$  in ViT and  $32 \times$  for most other architectures. To predict all pixel values at a full resolution of input images, we map each feature vector in feature map back to the original resolution, and let this vector take charge of the prediction of corresponding raw pixels.

For example, on the  $32 \times$  down-sampled feature maps produced by a Swin Transformer encoder, we apply a  $1 \times 1$  convolution (linear) layer with output dimension of  $3072 = 32 \times 32 \times 3$  to stand for the RGB values of  $32 \times 32$  pixels. We also consider lower resolution targets by downsampling the original images by  $\{32 \times, 16 \times, 8 \times, 4 \times, 2 \times\}$ , respectively.

An  $\ell_1$ -loss is employed on the masked pixels:

$$L = \frac{1}{\Omega(\mathbf{x}_M)} \|\mathbf{y}_M - \mathbf{x}_M\|_1, \quad (1)$$

where  $\mathbf{x}, \mathbf{y} \in \mathbb{R}^{3HW \times 1}$  are the input RGB values and the predicted values, respectively;  $M$  denotes the set of masked pixels;  $\Omega(\cdot)$  is the number of elements. We also consider  $\ell_2$  and smooth- $\ell_1$  loss in experiments which perform similarly well, and  $\ell_1$  loss is adopted by default.

**Other prediction targets** Previous approaches mostly convert the masked signals to clusters or classes, and then perform a classification task for masked image prediction.

- *Color clustering.* In iGPT [7], the RGB values are grouped into 512 clusters by  $k$ -means using a large amount of natural images. Each pixel is then assigned to the closest cluster center. This approach requires an additional clustering step to generate the 9-bit color palette. In our experiments, we use the 512 cluster centers learnt in iGPT.
- *Vision tokenization.* In BEiT [1], a discrete VAE (dVAE) network [38] is employed to transform image patches to dVAE tokens. The token identity is used as the classification target. In this approach, an additional dVAE network needs to be pre-trained.
- *Channel-wise bin color discretization.* The R, G, B channels are separately classified, with each channel discretized into equal bins, e.g., 8 and 256 bins used in the experiments.

### 3.5. Evaluation protocols

We follow [1] to mainly evaluate the quality of learnt representations by fine-tuning on ImageNet-1K image classification, which is a more usable scenario in practice. We will mainly account for this metric in our ablations. In the system-level comparison, we also follow previous works [1, 3, 7, 8, 18, 20] to report the performance on previous dominant metric of linear probing. Nevertheless, we will not account on this linear probing metric, as our main goal is to learn representations which can well complement the following down-stream tasks.

## 4. Experiments

### 4.1. Ablation Study

#### 4.1.1 Settings

We adopt Swin-B [32] as the default backbone in our ablation study. To reduce experimental overhead, we use a default input image size of  $192^2$  and adapt the window size as 6 to accommodate the changed input image size. The ImageNet-1K image classification dataset is used for both pre-training and fine-tuning.



Mask Type	Masked patch size	Mask ratio	Top-1 acc (%)
square	32	0.11 ( $2 \times 2$ )	82.6
	32	0.25 ( $3 \times 3$ )	82.5
	32	0.44 ( $4 \times 4$ )	82.5
block-wise	16	0.4	82.7
	16	0.6	82.6
	16	0.8	82.4
block-wise	32	0.4	82.7
	32	0.6	82.6
	32	0.8	82.5
random	4	0.4	81.9
	4	0.6	82.0
	4	0.8	82.1
random	8	0.4	82.0
	8	0.6	82.1
	8	0.8	82.4
random	16	0.4	82.4
	16	0.6	82.7
	16	0.8	82.8
random	32	0.1	82.7
	32	0.2	82.8
	32	0.3	82.8
	32	0.4	82.9
	32	0.5	<b>83.0</b>
	32	0.6	82.8
	32	0.7	82.7
	32	0.8	82.4
	32	0.9	82.4
random	64	0.1	82.6
	64	0.2	82.6

Table 1. Ablation on different masking strategies (i.e., square, block-wise, and random) with different masked patch sizes (i.e., 4, 8, 16, 32 and 64).

In self-supervised pre-training, we employ an AdamW optimizer [27] with a *cosine* learning rate scheduler, and train for 100 epochs. The training hyper-parameters are: the batch size as 2048, base learning rate as  $8e-4$ , weight decay as 0.05,  $\beta_1 = 0.9$ ,  $\beta_2 = 0.999$ , warm-up for 10 epochs. A light data augmentation strategy is used: random resize cropping with scale range of  $[0.67, 1]$  and a aspect ratio range of  $[3/4, 4/3]$ , followed by a random flipping and a color normalization steps.

The default options for the components of SimMIM are: a random masking strategy with a patch size of  $32 \times 32$  and a mask ratio of 0.6; a linear prediction head with a target image size of  $192^2$ ; an  $\ell_1$  loss for masked pixel prediction. Our ablation is conducted by varying one option and keeping other settings the same as that of the default.

In fine-tuning, we also employ an AdamW optimizer, 100-epoch training, and a cosine learning rate scheduler with 10-epoch warm-up. The fine-tuning hyper-parameters are: the batch size as 2048, a base learning rate of  $5e-3$ , a weight decay of 0.05,  $\beta_1 = 0.9$ ,  $\beta_2 = 0.999$ , a stochastic

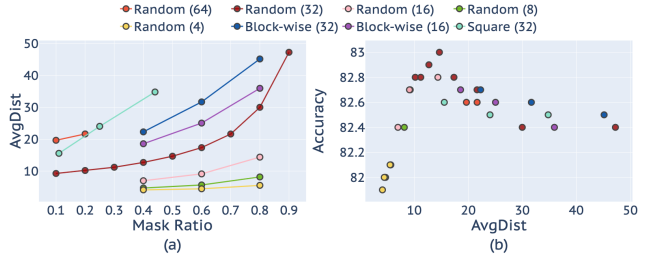


Figure 3. (a) *AvgDist* (averaged distance of masked pixels to the nearest visible pixels) w.r.t. different masking ratios using different masking strategies and different masked patch sizes; (b) fine-tuning performance (top-1 accuracy) w.r.t. *AvgDist*.

Head	#params	Training costs	Top-1 acc (%)
Linear	89.9M	$1 \times$	82.8
2-layer MLP	90.9M	$1.2 \times$	82.8
inverse Swin-T	115.2M	$1.7 \times$	82.4
inverse Swin-B	174.8M	$2.3 \times$	82.5

Table 2. Ablation on different prediction heads. A simple linear layer performs the best with lower training costs.

depth [24] ratio of 0.1, and a layer-wise learning rate decay of 0.9. We follow the same data augmentation used in [1], including RandAug [10], Mixup [56], Cutmix [54], label smoothing [43], and random erasing [59].

#### 4.1.2 Masking Strategy

We first study how different masking strategies affect the effectiveness of representation learning. The fine-tuning accuracy of different approaches under multiple masking ratios are summarized in Table 1.

We first notice that the best accuracy of our simple random masking strategy reaches 83.0%, which is +0.3% higher than the best of other more specially designed strategies such as the block-wise masking as in [1].

In addition, when a large masked patch size of 32 is adopted, this simple strategy performs stably well on a broad range of masking ratios (10%-70%). We hypothesize that the centering pixel of a large masked patch may be distant enough to visible pixels. Thus it enforces the network to learn relatively long-range connections, even when a low masking ratio is used (e.g., 10%) or all patches around are not masked. Another way to increase the prediction distance is to use larger masking ratio, which also shows to benefit the fine-tuning performance of relatively small patch sizes. By increasing the masking ratio from 0.4 to 0.8 at a patch size of 4, 8 and 16, the accuracy is smoothly improved by +0.2% (from 81.9% to 82.1%), +0.4% (from 82.0% to 82.4%), and +0.4% (from 82.4% to 82.8%), respectively. Nevertheless, the overall accuracy at these smaller patches is not as high as that at a larger patch size of 32. Further increasing the patch size to 64 is observed with degraded accuracy, probably due to the too large prediction distance.

The above observations and analyses can also be well reflected by a newly proposed *AvgDist* metric, which measures the averaged Euclidean distance of masked pixels to the nearest visible ones. The *AvgDist* of different masking strategies w.r.t. varying masking ratios are shown in Figure 3(a). From this figure, we observe that the *AvgDist* of all masking strategies is smoothly increased with growing masking ratios. For random masking strategy, when the masked patch size is low, e.g., 4 or 8, the *AvgDist* is relatively low and grows slowly with increasing masking ratios. On the other hand, when the patch size is large, e.g., 64, very small masking ratio (e.g. 10%) still makes relatively large *AvgDist*. The square and block-wise methods produce similarly high *AvgDist* values as of patch size 64.

Figure 3(b) plots the relationship between fine-tuning accuracy and the *AvgDist* measure, which follows a ridge shape. The entries of high fine-tuning accuracy roughly distribute in a range of  $[10, 20]$  of *AvgDist*, while entries with smaller or higher *AvgDist* perform worse. This indicates that the prediction distance in masked image modeling is encouraged to be moderate, neither too large nor too small. Probably, small distance in masked prediction may let the network learn too much short connections, while large distance may be too difficult to learn. These results also indicate that *AvgDist* may be a good indicator for the effectiveness of masked image modeling.

In our experiments, we adopt a masking ratio of 0.6 on patch size of 32 by default, due to its stable performance. Also note that the masking strategies and ratios in the language domain are very different from what explored in our work, which usually adopts a small masking ratio of 15%. We hypothesize that different degrees of information redundancy by two modalities may lead to the different behaviors.

### 4.1.3 Prediction Head

Table 2 ablates the effect of different prediction heads, including a linear layer, a 2-layer MLP, an inverse Swin-T and an inverse Swin-B. While generally heavier heads produce slightly lower losses, for example, 0.3722 (inverse Swin-B) versus 0.3743 (a linear layer), the transferring performances on the down-stream ImageNet-1K task are lower. It indicates that stronger inpainting capability does not necessarily result in better down-stream performance. It is probably because that the capacity is largely wasted in the prediction head, which will not be used in down-stream tasks. There is also a practical drawback, that a heavier prediction head brings higher training costs, e.g., the training cost of using an inverse Swin-B is  $2.3\times$  of that by a linear layer.

Also note that in previous contrastive learning approaches [8, 18, 20], it is a common practice to use a multi-layer MLP head in the pre-text tasks, instead of a linear layer, which makes the latent feature produced by the en-

Image size (ratio of inputs)	$6^2$ (1/32)	$12^2$ (1/16)	$24^2$ (1/8)	$48^2$ (1/4)	$96^2$ (1/2)	$192^2$ (1/1)
Top-1 acc (%)	82.3	82.7	82.8	82.7	82.8	82.8

Table 3. Ablation on different prediction resolutions. A moderately large resolution (no less than  $1/16$ ) all perform well.

Scope to predict	Top-1 acc (%)
masked area	82.8
full image	81.7

Table 4. Ablation on different performing areas of prediction loss. If the loss is computed at masked area, it performs a pure prediction task. If it is computed on the whole image (both masked & unmasked areas), it performs a joint prediction and reconstruction task.

coder moderately distant to the pre-text target, and shows beneficial for the linear probing evaluation metric. In our work, we show that a single linear layer head in our approach, under a fine-tuning metric, has shown competitive or even the optimal transferring performance. It indicates that if our aim is to learn good features for fine-tuning, the important exploration on head designing in contrastive learning approaches may not be necessary for that of masked image modeling.

### 4.1.4 Prediction Resolution

Table 3 ablates the effect of varying target resolution. It shows that a large range of resolutions (e.g.,  $12^2$ - $192^2$ ) perform equally well. The transferring performance drops only at a low resolution of  $6^2$ , probably because this option throws too much information away. These results imply the information granularity required by the down-stream image classification task. The effects to other more fine-grained down-stream tasks such as object detection or semantic segmentation will be explored in our future study.

Note that we adopt a default target resolution of  $192^2$  in our experiments, due to the equally best transferring accuracy and the negligible computation overhead.

### 4.1.5 Prediction Target

Table 5 compares the effects of different prediction targets. Several observations can be drawn as follows:

- The three losses of  $\ell_1$ , smooth- $\ell_1$ , and  $\ell_2$  perform similarly well;
- Carefully defined classes by color clustering [7] or tokenization [1] perform slightly worse than ours;
- A simple color discretization approach by channel-wise equal-sized bins (proposed as an alternative option) performs competitive to  $\ell_1$  loss, but it requires a careful tuning of the bin number (e.g., 8-bin).

It reveals that it is not necessary to align the target of masked image modeling to be the same classification based

Loss	Pred. Resolution	Top-1 acc (%)
Classification		
8-bin	192 <sup>2</sup>	82.7
8-bin	48 <sup>2</sup>	82.7
256-bin	192 <sup>2</sup>	N/A
256-bin	48 <sup>2</sup>	82.3
iGPT cluster	192 <sup>2</sup>	N/A
iGPT cluster	48 <sup>2</sup>	82.4
BEiT	-	82.7
Regression		
$\ell_2$	192 <sup>2</sup>	82.7
smooth- $\ell_1$	192 <sup>2</sup>	82.7
$\ell_1$	192 <sup>2</sup>	82.8
$\ell_1$	48 <sup>2</sup>	82.7
$\ell_1$	6 <sup>2</sup>	82.3

Table 5. Ablation on different prediction targets.

Methods	Input Size	Fine-tuning Top-1 acc (%)	Linear eval Top-1 acc (%)	Pre-training costs
Sup. baseline [44]	224 <sup>2</sup>	81.8	-	-
DINO [5]	224 <sup>2</sup>	82.8	78.2	2.0×
MoCo v3 [9]	224 <sup>2</sup>	83.2	76.7	1.8×
ViT [15]	384 <sup>2</sup>	79.9	-	~4.0×
BEiT [1]	224 <sup>2</sup>	83.2	56.7	1.5× <sup>†</sup>
Ours	224 <sup>2</sup>	<b>83.8</b>	56.7	1.0×

Table 6. System-level comparison using ViT-B as the encoder. Training costs are counted in relative to our approach. <sup>†</sup> BEiT requires an additional stage to pre-train dVAE, which is not counted.

as masked language modeling. It is good to align the approach to the own nature of visual signals.

**Prediction or reconstruction?** While both auto-encoders and masked image modeling approaches learn a network by recovering the original signals, they are built on different philosophies of *visible signal reconstruction* and *prediction of invisible signals*. In our framework, we can instantiate a reconstruction task by also regress the raw pixel values of visible patches in the input.

Table 4 compares the approach which predicts only the masked area as in our default setting and an alternative to recover both masked and unmasked area. The approach predicting the masked area performs significantly better than that recovering all image pixels as 82.8% vs. 81.7%. This implies that the two tasks are fundamentally different in their internal mechanisms, and the task to *predict* might be a more promising representation learning approach.

## 4.2. Comparison to Previous Approaches on ViT-B

As previous works [1, 5] performed experiments on the ViT architectures, for fair comparison, we also conduct experiments using the ViT-B architecture.

In pre-training, 800 epochs with a cosine learning rate scheduler and a 20-epoch linear warm-up procedure are em-

Methods	Pre-train	Fine-tune	Backbone	Top-1 acc (%)	Param
Sup.	192 <sup>2</sup>	224 <sup>2</sup>	Swin-B	83.3	88M
Sup.	192 <sup>2</sup>	224 <sup>2</sup>	Swin-L	83.5	197M
Sup.	192 <sup>2</sup>	224 <sup>2</sup>	SwinV2-H	83.3	658M
Ours	192 <sup>2</sup>	224 <sup>2</sup>	Swin-B	84.0	88M
Ours	192 <sup>2</sup>	224 <sup>2</sup>	Swin-L	85.4	197M
Ours	192 <sup>2</sup>	224 <sup>2</sup>	SwinV2-H	85.7	658M
Ours	192 <sup>2</sup>	512 <sup>2</sup>	SwinV2-H	87.1	658M
Ours	192 <sup>2</sup>	640 <sup>2</sup>	SwinV2-G	90.2	3.0B

Table 7. Scaling experiments with Swin Transformer as backbone architectures. All our models are pre-trained with input of 192<sup>2</sup>. Different to other models, Swin-G is trained on a privately collected ImageNet-22K-ext dataset, with details described in [31].

ployed. All other hyper-parameters strictly follow the same settings as in the ablation study, except that we use a 224<sup>2</sup> input resolution to be the same as in previous approaches. In fine-tuning, we adopt a layer-wise learning rate decay of 0.65 following [1], and keep all other settings strictly the same as in our ablation study. In linear probing, we follow [1] to choose an inter-mediate layer of ViT-B which produces the best linear probing accuracy. 100-epoch training with a 5-epoch linear warm-up step is employed.

Table 6 compares our approach to previous ones on both metrics of fine-tuning and linear probing using ViT-B. Our approach achieves a top-1 accuracy of 83.8% by fine-tuning, which is +0.6% higher than previous best approach [1]. Also note that our approach reserves the highest training efficiency than others thanks to its simplicity, that it is 2.0×, 1.8×, ~4.0×, and 1.5× more efficient than that of DINO [5], MoCo v3 [9], ViT [15], and BEiT [1] (not counting the time for dVAE pre-training), respectively.

Though our main focus is to learn representations that are better for fine-tuning, we also report the linear probing accuracy of different approaches for reference.

## 4.3. Scaling Experiments with Swin Transformer

We adopt Swin Transformer of different model sizes for experiments, including Swin-B, Swin-L, SwinV2-H, and SwinV2-G [31]. To reduce experimental overheads, we adopt a smaller image size of 192<sup>2</sup> in pre-training, and a step learning rate scheduler that the experiments of different training lengths can reuse model training of the first step. The base learning rate of the first learning rate step is set 4e-4 and lasts for 7/8 of the total training epochs. The learning rate is divided by 10 for the remaining epochs. For model sizes of H and G, we use the variants introduced in [31], which have stronger stability than the original version. All models use the ImageNet-1K dataset for training, except that SwinV2-G uses a larger and privately collected ImageNet-22K-ext dataset, as detailed in [31].

When using ImageNet-1K for pre-training, all models are trained by 800 epochs, with most other hyper-




Figure 4. Recovered images using three different mask types (from left to right): random masking, masking most parts of a major object, and masking the full major object.



Figure 5. Recovered images by two different losses of predicting only the masked area or reconstructing all image area, respectively. For each batch, images from left to right are raw image, masked image, prediction of *masked patches only*, and reconstruction of *all patches*, respectively.

parameters following that in ablations. In fine-tuning, a larger image size of  $224^2$  is employed. For SwinV2-H, we also consider a larger resolution of  $512^2$ . The training length of fine-tuning is set 100-epoch, except for SwinV2-H where 50-epoch is used. The layer-wise learning rate decay is set as 0.8, 0.75, and 0.7 for Swin-B, Swin-L, and SwinV2-H, respectively. Other fine-tuning hyper-parameters follow that in ablation.

Table 7 lists the results of our approach with different model sizes, compared to the supervised counterparts. With *SimMIM* pre-training, all of Swin-B, Swin-L, and SwinV2-H achieve significantly higher accuracy than their supervised counterparts. In addition, the SwinV2-H model with a larger resolution of  $512^2$  achieves 87.1% top-1 accuracy on ImageNet-1K, which is the highest number among methods that use ImageNet-1K data only.

While all previous billion-level vision models rely on Google’s JFT-3B dataset for model training [11, 42, 55], the proposed *SimMIM* approach is used to aid the training of a 3B SwinV2-G model [31] by using  $\sim 40\times$  smaller data than that of JFT-3B. It achieves strong performance on four representative vision benchmarks: 84.0% top-1 accuracy on ImageNet-V2 classification [40], 63.1/54.4 box/mask mAP on COCO object detection [6, 29], 59.9 mIoU on ADE20K semantic segmentation [49, 60], and 86.8% top-1 acc on Kinetics-400 action recognition [26, 33]. More details are described in [31].




Figure 6. An example of recovered image using masked patch sizes of 4, 8, 16, 32 and 64, and a fixed masked ratio of 0.6.

#### 4.4. Visualization

In this section, we attempt to understand the proposed approach as well as some critical designs through visualizations. All example images are from the ImageNet-1K validation set.

**What capability is learned?** Figure 4 shows the recovered images with several human-designed masks, to understand what capability is learnt through masked image modeling. The human-designed masks (from left to right) consist of a random mask, a mask to remove most parts of a major object, and a mask to remove all of the major object, respectively. We can draw the following observations: 1) by random masking moderate parts of the major object, both the shape and texture of masked parts can be well recovered, as shown by the penguin, the mountain, the sailboat, and the persons. On the unmasked area, there is a severe checkerboard artifact due to that the recovery of unmasked area is not learnt during training; 2) by masking most parts of a major object (larger than 90%), the model can still predict an existence of object by the negligible clues; 3) when the objects are fully masked out, the masked area will be inpainted with background textures.

These observations indicate that the approach has learnt strong reasoning ability of objects, and the ability is not due to memorization of image identities or the simple copying of nearby pixels.

**Prediction v.s. reconstruction** We have shown the comparison of the representations learnt by a masked prediction task (our approach), and a joint masked prediction and visible signal reconstruction task in Table 4, which reveals that the pure masked prediction task performs significantly better. Figure 5 compares the recovery effects by two approaches. It shows that the latter approach makes better looking, however, probably the model capacity is wasted at the recovery of the unmasked area which may not be that useful for fine-tuning.

**Effects of masked patch size** Figure 6 shows the recovery of an image with different masked patch size under a fixed masking ratio of 0.6. It can be seen that the details can be much better recovered when the masked patch size is



smaller, however, the learnt representations transfer worse. Probably, with smaller patch size, the prediction task can be easily accomplished by close-by pixels or textures.

## 5. Conclusion

This paper presents a simple yet effective self-supervised learning framework, SimMIM, to leverage masked image modeling for representation learning. This framework is made as simple as possible: 1) a random masking strategy with a moderately large masked patch size; 2) predicting raw pixels of RGB values by direct regression task; 3) the prediction head can be as light as a linear layer. We hope our strong results as well as the simple framework can facilitate future study of this line, and encourage in-depth interaction between AI fields.

## Acknowledgement

We thank many colleagues at Microsoft for their help, in particular, Li Dong, Furu Wei, Eric Chang, Lidong Zhou, Jing Tao, Aaron Zhang, Edward Cui for useful discussion and the help on GPU resources and datasets.

## References

- [1] Hangbo Bao, Li Dong, and Furu Wei. Beit: Bert pre-training of image transformers. *arXiv preprint arXiv:2106.08254*, 2021. 2, 3, 4, 5, 6, 7
- [2] Tom B Brown, Benjamin Mann, Nick Ryder, Melanie Subbiah, Jared Kaplan, Prafulla Dhariwal, Arvind Neelakantan, Pranav Shyam, Girish Sastry, Amanda Askell, et al. Language models are few-shot learners. *arXiv preprint arXiv:2005.14165*, 2020. 1, 2
- [3] Yue Cao, Zhenda Xie, Bin Liu, Yutong Lin, Zheng Zhang, and Han Hu. Parametric instance classification for unsupervised visual feature learning. *Advances in Neural Information Processing Systems*, 33, 2020. 3, 4
- [4] Mathilde Caron, Piotr Bojanowski, Armand Joulin, and Matthijs Douze. Deep clustering for unsupervised learning of visual features. In *Proceedings of the European Conference on Computer Vision (ECCV)*, pages 132–149, 2018. 3
- [5] Mathilde Caron, Hugo Touvron, Ishan Misra, Hervé Jégou, Julien Mairal, Piotr Bojanowski, and Armand Joulin. Emerging properties in self-supervised vision transformers. *arXiv preprint arXiv:2104.14294*, 2021. 7
- [6] Kai Chen, Jiangmiao Pang, Jiaqi Wang, Yu Xiong, Xiao-xiao Li, Shuyang Sun, Wansen Feng, Ziwei Liu, Jianping Shi, Wanli Ouyang, et al. Hybrid task cascade for instance segmentation. In *Proceedings of the IEEE/CVF Conference on Computer Vision and Pattern Recognition*, pages 4974–4983, 2019. 2, 8
- [7] Mark Chen, Alec Radford, Rewon Child, Jeff Wu, and Heewoo Jun. Generative pretraining from pixels. *Advances in Neural Information Processing Systems*, 2020. 1, 2, 4, 6
- [8] Ting Chen, Simon Kornblith, Mohammad Norouzi, and Geoffrey Hinton. A simple framework for contrastive learning of visual representations. *ICML*, 2020. 1, 3, 4, 6
- [9] Xinlei Chen, Saining Xie, and Kaiming He. An empirical study of training self-supervised vision transformers. *arXiv preprint arXiv:2104.02057*, 2021. 7
- [10] Ekin D Cubuk, Barret Zoph, Jonathon Shlens, and Quoc V Le. Randaugment: Practical automated data augmentation with a reduced search space. In *Proceedings of the IEEE/CVF Conference on Computer Vision and Pattern Recognition Workshops*, pages 702–703, 2020. 5
- [11] Zihang Dai, Hanxiao Liu, Quoc V. Le, and Mingxing Tan. Coatnet: Marrying convolution and attention for all data sizes, 2021. 8
- [12] Jacob Devlin, Ming-Wei Chang, Kenton Lee, and Kristina Toutanova. Bert: Pre-training of deep bidirectional transformers for language understanding. *arXiv preprint arXiv:1810.04805*, 2018. 1, 2, 3
- [13] Carl Doersch, Abhinav Gupta, and Alexei A Efros. Unsupervised visual representation learning by context prediction. In *ICCV*, pages 1422–1430, 2015. 1, 2
- [14] David L Donoho. Compressed sensing. *IEEE Transactions on information theory*, 52(4):1289–1306, 2006. 3
- [15] Alexey Dosovitskiy, Lucas Beyer, Alexander Kolesnikov, Dirk Weissenborn, Xiaohua Zhai, Thomas Unterthiner, Mostafa Dehghani, Matthias Minderer, Georg Heigold, Sylvain Gelly, Jakob Uszkoreit, and Neil Houlsby. An image is worth 16x16 words: Transformers for image recognition at scale. In *International Conference on Learning Representations*, 2021. 2, 3, 7
- [16] Alexey Dosovitskiy, Jost Tobias Springenberg, Martin Riedmiller, and Thomas Brox. Discriminative unsupervised feature learning with convolutional neural networks. In *Advances in neural information processing systems*, pages 766–774, 2014. 3
- [17] Spyros Gidaris, Praveer Singh, and Nikos Komodakis. Unsupervised representation learning by predicting image rotations. *arXiv preprint arXiv:1803.07728*, 2018. 3
- [18] Jean-Bastien Grill, Florian Strub, Florent Altché, Corentin Tallec, Pierre Richemond, Elena Buchatskaya, Carl Doersch, Bernardo Avila Pires, Zhaohan Guo, Mohammad Gheshlaghi Azar, et al. Bootstrap your own latent—a new approach to self-supervised learning. *Advances in Neural Information Processing Systems*, 33, 2020. 3, 4, 6
- [19] Yizeng Han, Gao Huang, Shiji Song, Le Yang, Honghui Wang, and Yulin Wang. Dynamic neural networks: A survey. *arXiv preprint arXiv:2102.04906*, 2021. 3
- [20] Kaiming He, Haoqi Fan, Yuxin Wu, Saining Xie, and Ross Girshick. Momentum contrast for unsupervised visual representation learning. *CVPR*, 2020. 1, 3, 4, 6
- [21] Olivier J Hénaff, Ali Razavi, Carl Doersch, SM Eslami, and Aaron van den Oord. Data-efficient image recognition with contrastive predictive coding. *ICML*, 2020. 2
- [22] Geoffrey Hinton and Ruslan Salakhutdinov. Reducing the dimensionality of data with neural networks. *Science*, 313(5786):504 – 507, 2006. 3
- [23] Gao Huang, Danlu Chen, Tianhong Li, Felix Wu, Laurens van der Maaten, and Kilian Q Weinberger. Multi-scale dense networks for resource efficient image classification. *arXiv preprint arXiv:1703.09844*, 2017. 3

- [24] Gao Huang, Yu Sun, Zhuang Liu, Daniel Sedra, and Kilian Q Weinberger. Deep networks with stochastic depth. In *European conference on computer vision*, pages 646–661. Springer, 2016. 5
- [25] David H Hubel and Torsten N Wiesel. Receptive fields, binocular interaction and functional architecture in the cat’s visual cortex. *The Journal of physiology*, 160(1):106–154, 1962. 1
- [26] Will Kay, Joao Carreira, Karen Simonyan, Brian Zhang, Chloe Hillier, Sudheendra Vijayanarasimhan, Fabio Viola, Tim Green, Trevor Back, Paul Natsev, et al. The kinetics human action video dataset. *arXiv preprint arXiv:1705.06950*, 2017. 2, 8
- [27] Diederik P Kingma and Jimmy Ba. Adam: A method for stochastic optimization. *arXiv preprint arXiv:1412.6980*, 2014. 5
- [28] Diederik P Kingma and Max Welling. Auto-encoding variational bayes. *arXiv preprint arXiv:1312.6114*, 2013. 3
- [29] Tsung-Yi Lin, Michael Maire, Serge Belongie, James Hays, Pietro Perona, Deva Ramanan, Piotr Dollár, and C Lawrence Zitnick. Microsoft coco: Common objects in context. In *European conference on computer vision*, pages 740–755. Springer, 2014. 2, 8
- [30] Yinhan Liu, Myle Ott, Naman Goyal, Jingfei Du, Mandar Joshi, Danqi Chen, Omer Levy, Mike Lewis, Luke Zettlemoyer, and Veselin Stoyanov. Roberta: A robustly optimized bert pretraining approach. *arXiv preprint arXiv:1907.11692*, 2019. 1, 2, 3
- [31] Ze Liu, Han Hu, Yutong Lin, Zhuliang Yao, Zhenda Xie, Yixuan Wei, Jia Ning, Yue Cao, Zheng Zhang, Li Dong, Furu Wei, and Baining Guo. Swin transformer v2: Scaling up capacity and resolution. In *tech report*, 2022. 2, 7, 8
- [32] Ze Liu, Yutong Lin, Yue Cao, Han Hu, Yixuan Wei, Zheng Zhang, Stephen Lin, and Baining Guo. Swin transformer: Hierarchical vision transformer using shifted windows. *arXiv preprint arXiv:2103.14030*, 2021. 3, 4
- [33] Ze Liu, Jia Ning, Yue Cao, Yixuan Wei, Zheng Zhang, Stephen Lin, and Han Hu. Video swin transformer, 2021. 2, 8
- [34] Mehdi Noroozi and Paolo Favaro. Unsupervised learning of visual representations by solving jigsaw puzzles. In *European Conference on Computer Vision*, pages 69–84. Springer, 2016. 3
- [35] Aaron van den Oord, Oriol Vinyals, and Koray Kavukcuoglu. Neural discrete representation learning. *arXiv preprint arXiv:1711.00937*, 2017. 3
- [36] Deepak Pathak, Philipp Krahenbuhl, Jeff Donahue, Trevor Darrell, and Alexei A Efros. Context encoders: Feature learning by inpainting. In *Proceedings of the IEEE conference on computer vision and pattern recognition*, pages 2536–2544, 2016. 2, 4
- [37] Patrick Perez, Michel Gangnet, and Andrew Blake. Poisson image editing. In *ACM SIGGRAPH 2003 Papers*, pages 313–318, 2003. 3
- [38] Aditya Ramesh, Mikhail Pavlov, Gabriel Goh, Scott Gray, Chelsea Voss, Alec Radford, Mark Chen, and Ilya Sutskever. Zero-shot text-to-image generation. *arXiv preprint arXiv:2102.12092*, 2021. 4
- [39] Marc’ aurelio Ranzato, Christopher Poultney, Sumit Chopra, and Yann Cun. Efficient learning of sparse representations with an energy-based model. In B. Schölkopf, J. Platt, and T. Hoffman, editors, *Advances in Neural Information Processing Systems*, volume 19. MIT Press, 2007. 3
- [40] Benjamin Recht, Rebecca Roelofs, Ludwig Schmidt, and Vaishal Shankar. Do imagenet classifiers generalize to imagenet?, 2019. 2, 8
- [41] Carlos Riquelme, Joan Puigcerver, Basil Mustafa, Maxim Neumann, Rodolphe Jenatton, André Susano Pinto, Daniel Keysers, and Neil Houlsby. Scaling vision with sparse mixture of experts. *arXiv preprint arXiv:2106.05974*, 2021. 3
- [42] Carlos Riquelme, Joan Puigcerver, Basil Mustafa, Maxim Neumann, Rodolphe Jenatton, André Susano Pinto, Daniel Keysers, and Neil Houlsby. Scaling vision with sparse mixture of experts, 2021. 8
- [43] Christian Szegedy, Vincent Vanhoucke, Sergey Ioffe, Jon Shlens, and Zbigniew Wojna. Rethinking the inception architecture for computer vision. In *Proceedings of the IEEE conference on computer vision and pattern recognition*, pages 2818–2826, 2016. 5
- [44] Hugo Touvron, Matthieu Cord, Matthijs Douze, Francisco Massa, Alexandre Sablayrolles, and Hervé Jégou. Training data-efficient image transformers & distillation through attention. In *International Conference on Machine Learning*, pages 10347–10357. PMLR, 2021. 7
- [45] Trieu H Trinh, Minh-Thang Luong, and Quoc V Le. Selfie: Self-supervised pretraining for image embedding. *arXiv preprint arXiv:1906.02940*, 2019. 2
- [46] Pascal Vincent, Hugo Larochelle, Yoshua Bengio, and Pierre-Antoine Manzagol. Extracting and composing robust features with denoising autoencoders. In *Proceedings of the 25th international conference on Machine learning*, pages 1096–1103, 2008. 3
- [47] Pascal Vincent, Hugo Larochelle, Isabelle Lajoie, Yoshua Bengio, Pierre-Antoine Manzagol, and Léon Bottou. Stacked denoising autoencoders: Learning useful representations in a deep network with a local denoising criterion. *Journal of machine learning research*, 11(12), 2010. 3
- [48] Zhirong Wu, Yuanjun Xiong, Stella X Yu, and Dahua Lin. Unsupervised feature learning via non-parametric instance discrimination. In *CVPR*, pages 3733–3742, 2018. 1, 3
- [49] Tete Xiao, Yingcheng Liu, Bolei Zhou, Yuning Jiang, and Jian Sun. Unified perceptual parsing for scene understanding. In *Proceedings of the European Conference on Computer Vision (ECCV)*, pages 418–434, 2018. 2, 8
- [50] Zhenda Xie, Yutong Lin, Zheng Zhang, Yue Cao, Stephen Lin, and Han Hu. Propagate yourself: Exploring pixel-level consistency for unsupervised visual representation learning. In *Proceedings of the IEEE/CVF Conference on Computer Vision and Pattern Recognition*, pages 16684–16693, 2021. 3
- [51] Zhenda Xie, Zheng Zhang, Xizhou Zhu, Gao Huang, and Stephen Lin. Spatially adaptive inference with stochastic feature sampling and interpolation, 2020. 3
- [52] Raymond A. Yeh, Chen Chen, Teck Yian Lim, Alexander G. Schwing, Mark Hasegawa-Johnson, and Minh N. Do. Semantic image inpainting with deep generative models. In

*Proceedings of the IEEE Conference on Computer Vision and Pattern Recognition (CVPR)*, July 2017. 3

- [53] Jiahui Yu, Zhe Lin, Jimei Yang, Xiaohui Shen, Xin Lu, and Thomas S Huang. Free-form image inpainting with gated convolution. In *Proceedings of the IEEE/CVF International Conference on Computer Vision*, pages 4471–4480, 2019. 3
- [54] Sangdoo Yun, Dongyoon Han, Seong Joon Oh, Sanghyuk Chun, Junsuk Choe, and Youngjoon Yoo. Cutmix: Regularization strategy to train strong classifiers with localizable features. In *Proceedings of the IEEE/CVF International Conference on Computer Vision*, pages 6023–6032, 2019. 5
- [55] Xiaohua Zhai, Alexander Kolesnikov, Neil Houlsby, and Lucas Beyer. Scaling vision transformers, 2021. 8
- [56] Hongyi Zhang, Moustapha Cisse, Yann N Dauphin, and David Lopez-Paz. mixup: Beyond empirical risk minimization. *arXiv preprint arXiv:1710.09412*, 2017. 5
- [57] Richard Zhang, Phillip Isola, and Alexei A Efros. Colorful image colorization. In *European conference on computer vision*, pages 649–666. Springer, 2016. 1, 3
- [58] Richard Zhang, Phillip Isola, and Alexei A Efros. Split-brain autoencoders: Unsupervised learning by cross-channel prediction. In *CVPR*, pages 1058–1067, 2017. 1, 3
- [59] Zhun Zhong, Liang Zheng, Guoliang Kang, Shaozi Li, and Yi Yang. Random erasing data augmentation. In *Proceedings of the AAAI Conference on Artificial Intelligence*, volume 34, pages 13001–13008, 2020. 5
- [60] Bolei Zhou, Hang Zhao, Xavier Puig, Tete Xiao, Sanja Fidler, Adela Barriuso, and Antonio Torralba. Semantic understanding of scenes through the ade20k dataset. *International Journal on Computer Vision*, 2018. 2, 8