

THE EULER-BERNOULLI LIMIT OF THIN BRITTLE LINEARIZED ELASTIC BEAMS

JANUSZ GINSTER AND PETER GLADBACH

ABSTRACT. We show that the linear brittle Griffith energy on a thin rectangle Γ -converges after rescaling to the linear one-dimensional brittle Euler-Bernoulli beam energy.

In contrast to the existing literature, we prove a corresponding sharp compactness result, namely a suitable weak convergence after subtraction of piecewise rigid motions with the number of jumps bounded by the energy.

CONTENTS

1. Introduction	1
2. Elasticity, beams, and fracture	3
2.1. Geometric and linearized elasticity	3
2.2. Thin elastic structures	4
2.3. Griffith's model of fracture	5
3. Notation	6
4. Main results	6
5. The space GSBD^2 and Korn's inequality	8
6. Proof of compactness	13
7. The lower bound	18
8. The upper bound	21
9. Discussion	23
Appendix A. Rigidity for trusses	23
References	25

1. INTRODUCTION

We consider a model of brittle linearly elastic Euler-Bernoulli beams of fixed length $L > 0$ and variable thickness $h \searrow 0$. We define the undeformed beam as

$$\Omega_h := (0, L) \times (-h/2, h/2) \subset \mathbb{R}^2.$$

We fix throughout the paper a positive definite Cauchy stress tensor $\mathbb{C} \in \mathbb{R}^{2 \times 2 \times 2 \times 2}$ such that

$$(1) \quad \mathbb{C}_{ijkl} = \mathbb{C}_{jikl} = \mathbb{C}_{klij} \quad \text{and} \quad F : \mathbb{C}F \geq c|F + F^T|^2$$

for some $c > 0$.

This allows us to define the energy of a displacement field $w \in \text{GSBD}^2(\Omega_h)$ as

$$(2) \quad F_h(w) := \frac{1}{h^3} \int_{\Omega_h} \frac{1}{2} ew : \mathbb{C}ew \, dx + \frac{\beta}{h} \mathcal{H}^1(J_w),$$

2010 *Mathematics Subject Classification.* 49J45, 74R10, 74K10, 74B05.

Key words and phrases. Dimension Reduction, Brittle Fracture, Γ -convergence, Euler-Bernoulli beam.

where \mathcal{H}^1 denotes the 1-dimensional Hausdorff measure and J_w is the jump set of the function w , see Section 5 (also for the definition of the space $\text{GSBD}^2(\Omega_h)$ and its properties).

The elastic prefactor $\frac{1}{h^3}$ is chosen so that no stretching occurs and we recover the bending regime in the limit. The fracture prefactor $\frac{\beta}{h}$ denotes the material toughness, which has to scale as $\frac{1}{h}$ to recover the number of fracture points in the limit.

We note that by the symmetry of \mathbb{C} , for $w \in \text{GSBV}(\Omega_1)$ we have $ew : \mathbb{C}ew = \nabla w : \mathbb{C}\nabla w$ almost everywhere, where $ew = (\nabla w + \nabla w^T)/2$. For the more general definition of ew and the space $\text{GSBD}^2(\Omega_h)$, see Section 5.

Because we let $h \rightarrow 0$, we perform the usual change of variables: Let $y \in L^2(\Omega; \mathbb{R}^2)$ and $h > 0$. Define $w \in L^2(\Omega_h)$ by $w(x_1, x_2) = y(x_1, x_2/h)$ and correspondingly define the energy $E_h : L^0(\Omega_1) \rightarrow [0, \infty]$ by

$$(3) \quad E_h(y) = \begin{cases} F_h(w) & \text{if } w \in \text{GSBD}^2(\Omega_h), \\ +\infty & \text{else,} \end{cases}$$

where F_h is defined in (2). Formally, for regular functions y (e.g. $y \in \text{SBV}^2(\Omega_1; \mathbb{R}^2)$) by a change of variables it holds

$$(4) \quad E_h(y) = \frac{1}{h^2} \int_{\Omega_1} \frac{1}{2} (\partial_1 y, \frac{1}{h} \partial_2 y) : \mathbb{C} (\partial_1 y, \frac{1}{h} \partial_2 y) dx + \beta \int_{J_y} |(\nu_1, \frac{1}{h} \nu_2)| d\mathcal{H}^1,$$

where $\nu \in S^1$ is the measure-theoretic normal to the jump set J_y . In general by the definition it is not true that $F_h(y) < \infty$ implies that ∇y exists as a function in $L^2(\Omega_1; \mathbb{R}^{2 \times 2})$. We will use Korn's inequality for functions with a small jump set (see [12]) to establish the relation (4) on a large set.

We show that the sequence of energies E_h Γ -converges to a limit energy E_0 which is only finite on the following set of admissible limit configurations

$$\mathcal{A} := \{y \in \text{SBV}^2(\Omega_1; \mathbb{R}^2) : D_2 y = 0, \partial_1 y_1 = 0, \partial_1 y_2 \in \text{SBV}(\Omega_1; \mathbb{R})\}.$$

In other words, y is a function only of x_1 , y_1 is piecewise constant on $(0, L)$, and y_2 is piecewise $W^{2,2}$ on $(0, L)$ with both y_2 and $\partial_1 y_2$ jumping finitely many times on $(0, L)$. The limit energy $E_0 : L^1(\Omega_1; \mathbb{R}^2) \rightarrow [0, \infty]$ is given by (see Theorem 4.4)

$$E_0(y) := \begin{cases} \frac{1}{24} \int_{\Omega_1} a |\partial_1 \partial_1 y_2|^2 dx + \beta \mathcal{H}^1(J_y \cup J_{\partial_1 y}) & , \text{ if } y \in \mathcal{A} \\ \infty & , \text{ otherwise.} \end{cases}$$

We note that E_0 is in fact a one-dimensional energy

$$E_0(y) = \int_0^L \frac{a}{24} |y_2''|^2 dx_1 + \beta \#(J_{y_2} \cup J_{y_2'} \cup J_{y_1})$$

for $y(x_1, x_2) = (y_1(x_1), y_2(x_1)) \in \mathcal{A}$, with $y_1 : (0, L) \rightarrow \mathbb{R}$ piecewise constant, which for $y_1 = 0$ coincides with the one-dimensional version of the Blake-Zisserman model for image denoising, [35] (see also [14, 13, 15] for its analysis).

The bending constant $a > 0$ is defined as usual in Euler-Bernoulli beam theory as

$$(5) \quad a := \inf_{b, c \in \mathbb{R}} \begin{pmatrix} 1 & b \\ 0 & c \end{pmatrix} : \mathbb{C} \begin{pmatrix} 1 & b \\ 0 & c \end{pmatrix}.$$

The vector $(b, c)^T$ can be seen as an optimal shear response to a unit curvature. We note that unlike in Euler-Bernoulli beam theory, more complex models such as Ehrenfest-Timoshenko beam theory keep track of the additional shear variable in addition to the displacement y , leading to generally higher energy.

As is usual in the considered scaling regime in dimension reduction, the limit energy penalizes bending moments, which are not penalized in E_h . The emergence of a bending energy can be seen heuristically by taking

$$y_h(x_1, x_2) := y(x_1, 0) - x_2 h \nabla y_2(x_1, 0) - \frac{1}{2} x_2^2 h^2 \partial_1 \partial_1 y(x_1, 0) \begin{pmatrix} b \\ c \end{pmatrix},$$

where we need to subtract $x_2 h \nabla y_2(x_1, 0)$ from y so that the symmetric part of the matrix $(\partial_1 y_h, \frac{1}{h} \partial_2 y_h)$ converges to 0. The precise calculation is found in Section 8.

Similar Γ -convergence results have already been proven in the n -dimensional setting, see [2, 8]. However, here we show a stronger complementing compactness theorem, see also the discussion in Section 9. The complementing compactness result can be illustrated as follows. Already without the possibility of fracture it is clear that sequences of functions with a bounded elastic energy are not precompact in a reasonable way as the elastic energy is invariant under the addition of rigid motions which form a non-compact set. Using Korn's inequality, in this setting it can be expected that one can identify a sequence of rigid motions $A_h x + b_h$, $A_h \in \text{Skew}(2)$, $b_h \in \mathbb{R}^2$ such that the difference of w_h and the rigid motions is precompact after being rescaled to Ω_1 . Additionally, fracture can occur and different rigid motions might be present on different parts of Ω_h which have been broken apart from one another. However, the form of the energy E_h suggests that the only way to break apart larger parts of Ω_h is along essentially vertical cracks. Hence, a reasonable compactness result needs to identify the different parts of Ω_h which have been broken apart from one another along vertical lines together with the corresponding dominant rigid motions, and additionally detect the asymptotically vanishing part of Ω_h that is disconnected from the rest of Ω_h along non-vertical lines. In fact, we show that for an energy-bounded sequence y_h there are x_2 -independent, piecewise-constant functions A_h and b_h and asymptotically vanishing sets ω_h such that the sequence $\mathbb{1}_{\Omega_h \setminus \omega_h} (y_h - A_h(x_1, h x_2)^T - b_h)$ is precompact in $L^2(\Omega_1; \mathbb{R}^2)$. Moreover, the functions A_h and b_h are constructed carefully enough so that the modified sequence does not have asymptotically more jump than y_h which is important for meaningful asymptotic lower bounds, see Theorem 4.1. A key tool in this analysis will be a Korn's inequality for $\text{GSBD}^2(\Omega)$, see [12].

Next, we present a brief overview over existing results in the literature.

2. ELASTICITY, BEAMS, AND FRACTURE

2.1. Geometric and linearized elasticity. We provide in this section a brief overview over the relevant theories. First we start with unfractured homogeneous hyperelastic materials. Here a stress-free reference configuration $\Omega \subset \mathbb{R}^d$ undergoes a deformation $u : \Omega \rightarrow \mathbb{R}^d$. The geometric hyperelastic energy is then given by

$$\int_{\Omega} W(\nabla u) dx,$$

where $W : \mathbb{R}^{d \times d} \rightarrow [0, \infty)$ denotes the $C^2(\mathbb{R}^{d \times d})$ hyperelastic energy density. We make the physical assumptions that $W(\text{id}) = 0$, i.e. $u(x) = x$ has the lowest possible energy, and $W(RA) = W(A)$ for $R \in SO(d)$, i.e. rotations have no effect on the energy. The most-studied energy densities are those with quadratic growth at $SO(d)$ and at ∞ , where $\text{dist}^2(A, SO(d)) \lesssim W(A) \lesssim \text{dist}^2(A, SO(d))$. A central result in the theory of hyperelastic materials is the geometric rigidity result by Friesecke, James, Müller [24], which states that for open connected Lipschitz domains $\Omega \subset \mathbb{R}^d$, there exists a constant $C(\Omega) > 0$

such that

$$(6) \quad \min_{R \in SO(d)} \int_{\Omega} |\nabla u - R|^2 dx \leq C(\Omega) \int_{\Omega} \text{dist}^2(\nabla u, SO(d)) dx.$$

In particular, we have that whenever $\int_{\Omega} W(\nabla u_k) dx \rightarrow 0$, up to subsequences and fixed rotations $R_k \in SO(d)$ and shifts $b_k \in \mathbb{R}^d$, we have $R_k^T(u_k(x) - b_k) \rightharpoonup x$ weakly in $H^1(\Omega; \mathbb{R}^d)$. For deformations with small hyperelastic energy, we may thus write $R_k^T(u_k(x) - b_k) = x + w_k(x)$, with $w_k(x)$ converging weakly to zero in $H^1(\Omega; \mathbb{R}^d)$. A Taylor expansion of the energy yields

$$\int_{\Omega} W(\nabla u_k) dx \approx \frac{1}{2} \int_{\Omega} \nabla w_k(x) : \mathbb{C} \nabla w_k(x) dx,$$

where $\mathbb{C} = D^2W(\text{id}) \in \mathbb{R}^{d \times d \times d \times d}$. The quadratic growth conditions on W and Schwarz's theorem then guarantee (1). For a rigorous derivation via Γ -convergence, see [20].

The dynamics of the resulting quadratic form dealing with infinitesimal displacements $|w| \ll 1$ are commonly referred to as linearized elasticity, and form an important part of the physics and engineering literature, see e.g. [28]. In particular, they are often times simpler to deal with than the geometrically nonlinear version.

For example, applying (6) to small deformations yields Korn's inequality

$$\min_{A \in \text{Skew}(d)} \int_{\Omega} |\nabla u - A|^2 dx \leq C(\Omega) \int_{\Omega} |\nabla u + \nabla u^T|^2 dx,$$

which can be proved using elementary methods and was in fact proved by Korn in [29].

2.2. Thin elastic structures. In contrast to full bodies, lower dimensional structures have potentially lots of isometric embeddings into \mathbb{R}^d . A famous example is the Nash-Kuiper theorem [33], which states that for every Riemannian m -manifold M and every smooth 1-Lipschitz map $f : M \rightarrow \mathbb{R}^d$ with $d > m$, there is an isometric C^1 immersion of M into \mathbb{R}^d that is arbitrarily close in $L^\infty(M)$ to f .

Compare that to open sets $\Omega \subset \mathbb{R}^d$, where every isometric C^1 deformation $w : \Omega \rightarrow \mathbb{R}^d$ must be a rigid motion by (6).

Thin structures are slightly thickened versions of submanifolds. The simplest nontrivial example is the Euler-Bernoulli beam $\Omega_h := (0, L) \times (-h/2, h/2) \subset \mathbb{R}^2$. In the geometrically nonlinear setting, a deformation carries low hyperelastic energy if the midsection $(0, L) \times \{0\}$ is isometrically embedded, i.e. $|\partial_1 u(x_1, 0)| = 1$. In that case,

$$(7) \quad \int_{\Omega_h} W(\nabla u) dx \approx h^3 \int_0^L \frac{a}{24} |\partial_1 \partial_1 u(x_1, 0)|^2 dx_1, \text{ if } |\partial_1 u(x_1, 0)| = 1,$$

where $a > 0$ is defined by (5), and $\mathbb{C} = D^2W(\text{id})$.

In contrast, starting with the linearized elastic energy, we find that

$$\int_{\Omega_h} \frac{1}{2} ew : \mathbb{C} ew dx \approx h^3 \int_0^L \frac{a}{24} |\partial_1 \partial_1 w_2(x_1, 0)|^2 dx_1, \text{ if } \partial_1 w_1(x_1, 0) = 0$$

which is the linearized version of the bending energy (7), c.f. [18]. The resulting one-dimensional energy is named the Euler-Bernoulli energy after its originators. See e.g. [28, 4] for further reading.

We note that in the scaling regime $\int_{\Omega_h} W(\nabla u) dx \approx h$, stretching is possible and dominates the energy over bending. The theory is generally called string theory, see e.g. [4]. For its two-dimensional analogue, the so-called membrane theory, see, for example, [30, 31, 6, 5].

Generalizing from thin structures in the plane to thin structures in three-dimensional space, we differentiate between beams or rods of the type $R_h := (0, L) \times hS \subset \mathbb{R}^3$, with $S \subset \mathbb{R}^2$ open, bounded, connected, and plates $P_h := (0, L) \times (0, L) \times (-h/2, h/2)$. Both,

linear and nonlinear variational models exist for both, see e.g. [32] for beams and [24, 25] for plates. We note also that shells, which are curved analogues of plates, have been similarly studied, see e.g. [23].

2.3. Griffith's model of fracture. Fracture is one of multiple failure modes in elastic structures. Fracture occurs along codimension-one hypersurfaces called cracks, where the deformation is discontinuous. We differentiate between cohesive fracture, where the energy depends on the magnitude of the discontinuity, and brittle fracture, which we discuss in this article, where the total energy depends only on the surface measure of the crack.

For an open reference configuration $\Omega \subset \mathbb{R}^d$ and a displacement field $w : \Omega \rightarrow \mathbb{R}^d$ which is C^1 outside a closed rectifiable hypersurface $\Gamma \subset \Omega$, we define the Griffith brittle fracture energy (see [21, 27]) as

$$E(w) := \inf \left\{ \int_{\Omega \setminus \Gamma} \frac{1}{2} e w : \mathbb{C} e w \, dx + \beta \mathcal{H}^{d-1}(\Gamma) : \Gamma \subset \Omega \text{ closed s.t. } w \in C^1(\Omega \setminus \Gamma) \right\}.$$

Here $\beta > 0$ is the material toughness, i.e. the surface tension of the crack surface. Expectedly, the space of piecewise C^1 deformations generally does not contain the minimizers of E , which led to the characterization of the energy space for E in [19], the space of generalized functions of bounded deformation $\text{GSBD}^2(\Omega)$, whose definition and key properties we recount in Section 5.

The study of fracture in thin materials has seen advancement in recent years. In the nonlinear setting in [11] the authors study the derivation of a membrane theory in which stretching is dominant, see also [10]. Recently, Schmidt showed in [34] that the nonlinear version of E_h Γ -converges to

$$\int_0^L \frac{a}{24} |y''(x_1)|^2 \, dx_1 + \beta \#(J_y \cup J_{\partial_1 y}), \text{ if } y \in \text{SBV}((0, L); \mathbb{R}^2), |y'(x_1)| = 1 \text{ a.e.,}$$

which is the nonlinear analogue to the limit energy E_0 . In [8] and [2] the authors study the asymptotics of an n -dimensional analogue of the energy E_h , see also [7, 1, 9] for the antiplane setting. Using a slightly different rescaling of the function y_h , c.f. [18], the authors obtain the limiting energy

$$\int_{\Omega_1} Q(\nabla y) \, dx + \beta \mathcal{H}^{d-1}(J_y),$$

where Q is a quadratic form and y is of the form $y_i(x_1, \dots, x_d) = \bar{y}_i(x_1, \dots, x_d) - x_d \partial_i y_d(x_1, \dots, x_d)$ for $i = 1, \dots, d-1$ and y_d does not depend on x_d . Although very similar to the result presented here, we note that the used techniques are rather different. In order to identify the specific form of the limiting y in [8] the authors study the distributional symmetric gradient of y together with convolution techniques, in [2] the authors use a delicate approximation argument in GSBD^2 . In contrast our proofs are based on rigidity arguments which are much closer to the techniques used in [34], see also [24, 32]. This allows to obtain more control on the rescaled gradient $\nabla_h y_h = (\partial_1 y_h, \frac{1}{h} \partial_2 y_h, \frac{1}{h} \partial_3 y_h)$. In the presented setting this enables us to obtain an improved compactness statement and a short proof for the identification of the limiting configurations. Moreover, in other problems the additional control of $\nabla_h y_h$ is crucial. For example in the derivation of a rod theory the information about torsion is stored in the limit of $\nabla_h y_h$ and cannot be seen in the limiting y , see [26].

We note that our result deals with the slightly simpler linear energy but uses different methods, which can be generalized to the linear theory in higher dimensions.

3. NOTATION

Throughout the paper $C > 0$ is a generic constant that may change from line to line. Moreover, we use standard notation $x = (x_1, \dots, x_d)$ for vectors in \mathbb{R}^d . In particular, we will identify vectors with its transpose wherever it simplifies notation. At several points, the components of vector-valued functions with a subscript, e.g. $w_h : \mathbb{R}^2 \rightarrow \mathbb{R}^2$, are denoted $(w_h)_1, (w_h)_2$. We say that two vectors $v, w \in \mathbb{R}^d$ are parallel, $v \parallel w$, if they are linearly dependent. The space of symmetric and skew-symmetric $\mathbb{R}^{d \times d}$ matrices will be denoted by $\text{Symm}(d)$ and $\text{Skew}(d)$, respectively. We use standard notation for the Lebesgue measure \mathcal{L}^d and the s -dimensional Hausdorff measure \mathcal{H}^s . Moreover, for a Lebesgue-measurable set $B \subseteq \mathbb{R}^d$ we write $|B|$ for $\mathcal{L}^d(B)$. Moreover, we use standard notation for Lebesgue and Sobolev spaces L^p and $W^{1,p}$. Lastly, for a set of finite perimeter $E \subseteq \mathbb{R}^d$ we write $\partial^* E$ for its reduced boundary, cf.[3].

4. MAIN RESULTS

We now state our main results. We start with the compactness result.

Theorem 4.1. *Let E_h be defined as in (3) and $(y_h)_h \subseteq L^2(\Omega_1; \mathbb{R}^2)$ such that it holds $\sup_{h>0} E_h(y_h) < \infty$. Then there is a subsequence (not relabeled), a function $y \in \mathcal{A}$, a sequence of sets $\sigma_h \subset \Omega_1$ of finite perimeter with measure theoretic normal $\nu \in S^1$, and sequences of piecewise constant functions $\bar{A}_h : (0, L) \rightarrow \text{Skew}(2)$, $\bar{b}_h : (0, L) \rightarrow \mathbb{R}^2$ such that*

(i)

$$\lim_{h \rightarrow 0} \int_{\Omega_1 \setminus \sigma_h} |y_h(x) - \bar{A}_h(x_1)(x_1, hx_2)^T - \bar{b}_h(x_1) - y(x)|^2 dx = 0.$$

(ii) $|\sigma_h| \rightarrow 0$ and

$$\sup_{h>0} \int_{\partial^* \sigma_h} |(\nu_1, \frac{1}{h}\nu_2)| d\mathcal{H}^1 < \infty.$$

(iii) We have

$$\mathcal{H}^1(J_y \cup J_{\partial_1 y}) \leq \left[\liminf_{h \rightarrow 0} \int_{J_{y_h}} |(\nu_1, \frac{1}{h}\nu_2)| d\mathcal{H}^1 \right]$$

and, for every fixed $\bar{h} > 0$,

$$\#(J_{\bar{A}_{\bar{h}}} \cup J_{\bar{b}_{\bar{h}}}) \leq \left[\liminf_{h \rightarrow 0} \int_{J_{y_h}} |(\nu_1, \frac{1}{h}\nu_2)| d\mathcal{H}^1 \right].$$

Here $\lfloor \cdot \rfloor : [0, \infty) \rightarrow \mathbb{N}$ is the floor function $x \mapsto \max\{n \in \mathbb{N} : n \leq x\}$.

Remark 4.2. *In other words, \bar{A}_h and \bar{b}_h only jump where the limit jump density of y_h is at least one. We emphasize that one may not replace (iii) by the better estimate*

$$\#(J_{\bar{A}_h} \cup J_{\bar{b}_h}) \leq \left[\int_{J_{y_h}} |(\nu_1, \frac{1}{h}\nu_2)| d\mathcal{H}^1 \right].$$

To see this, consider the sequence of triangles in $\bar{\Omega}_h$ with vertices $t_h := (L/2, h/2 - h^4)$, $l_h := (L/2 - h^4, h/2)$, $r_h := (L/2 + h^4, h/2)$, and define

$$w_h(x) := \begin{cases} 0 & x_1 < L/2, x \notin \text{conv}(t_h, r_h, l_h) \\ \frac{1}{h}(x - a_h)^\perp & x_1 > L/2, x \notin \text{conv}(r_h, l_h, t_h) \\ \frac{1}{h}(v^\perp \otimes v)(x - a_h) & x \in \text{conv}(r_h, l_h, t_h), \end{cases}$$

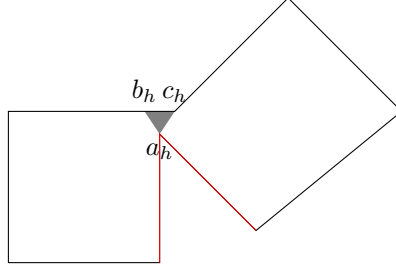


FIGURE 1. Sketch of the deformation $x + w_h(x)$ in Remark 4.2. The length of the jump is slightly less than the height. Elastic stress, while high, is contained to the small triangle $\text{conv}(a_h, b_h, c_h)$.

where $v = (e_1 + e_2)/\sqrt{2} = (r_h - t_h)/|r_h - t_h|$. See Figure 1 for a sketch of the corresponding deformation.

This displacement field jumps on the line segment $\gamma_h := \{L/2\} \times (-h/2, h/2 - h^4)$ and has elastic energy

$$\int_{\Omega_h \setminus \gamma_h} |ew_h|^2 dx = \int_{\text{conv}(t_h, r_h, l_h)} |\nabla w_h|^2 dx = h^8/h^2 = h^6 \ll h^3.$$

So even though $\mathcal{H}^1(J_{w_h}) = h - h^4$, there are no constant \bar{A}_h, \bar{b}_h such that $w_h - \bar{A}_h x - \bar{b}_h$ is bounded on most of Ω_h . To achieve convergence in measure, we have to allow \bar{A}_h, \bar{b}_h to jump at $L/2$.

Remark 4.3. Even for $\bar{A}_h = 0, \bar{b}_h = 0$ the compactness result only guarantees convergence in measure, but not in $L^1(\Omega_1; \mathbb{R}^2)$. As a result, we have that the minimizers of $E_h + F$ converge in measure to minimizers of $E_0 + F$ whenever F is continuous under convergence in measure. Nontrivial linear functionals F are of course not continuous under convergence in measure. Consider for example $F(y) := \int_{\Omega_1} y_2 dx$, and

$$y_h(x) := \begin{cases} -\frac{1}{h^5} e_2 & , \text{ if } x \in B((L/2, 0), h^2) \\ 0 & , \text{ otherwise.} \end{cases}$$

Then $E_h(y_h) \rightarrow 0$, $y_h \rightarrow 0$ in measure but not in L^1 , and $F(y_h) \rightarrow -\infty$.

Next, we state the main Γ -convergence result.

Theorem 4.4. The Γ -limit of E_h as defined in (3) with respect to the convergence in Theorem 4.1 is E_0 . More precisely, we have

- (i) For any $y \in \mathcal{A}$ there is a sequence $y_h \in \text{SBV}^2(\Omega_1; \mathbb{R}^2)$ such that $y_h \rightarrow y$ in $L^\infty(\Omega_1; \mathbb{R}^2)$ and $\lim_{h \rightarrow 0} E_h(y_h) = E_0(y)$.
- (ii) Let $y \in \mathcal{A}$ and $y_h : \Omega_1 \rightarrow \mathbb{R}^2$, $\omega_h \subset \Omega_1$, and $A_h : (0, L) \rightarrow \text{Skew}(2)$, $b_h : (0, L) \rightarrow \mathbb{R}^2$ two piecewise constant functions, such that the conditions of Theorem 4.1 hold. Then $E_0(y) \leq \liminf_{h \rightarrow 0} E_h(y_h)$.

Remark 4.5. Note that the conditions for the lower bound (ii) in Theorem 4.4 are satisfied if $y_h \rightarrow y$ in L^2 , c.f. Theorem 4.1 below.

Remark 4.6. For an isotropic material it holds $\mathbb{C}F : F = 2\mu|F_{\text{sym}}|^2 + \lambda \text{tr}(F)^2$ where the Lamé coefficients satisfy $\mu > 0$ and $2\mu + \lambda > 0$. A straightforward computation then shows for the bending constant from (5) that $a = 2\mu + 2\frac{\mu\lambda}{2\mu + \lambda}$.

5. THE SPACE GSBD^2 AND KORN'S INEQUALITY

We use the space of Generalized functions of Special Bounded Deformation with integrability 2, written $\text{GSBD}^2(\Omega)$, as the effective domain of the energies F_h , c.f. [19]. This space is the natural topological function space for the brittle Griffith fracture model. It is analogous to the GSBV^p spaces that are widely used in image segmentation, see [3] for the definition and the properties of the spaces GSBV^p . In order to recall the definition of the space GSBD^p , we first recall the definition of the jump set and the approximate symmetric gradient.

Definition 5.1. (i) Let $\Omega \subset \mathbb{R}^d$ be open, $x \in \Omega$, and $v : \Omega \rightarrow \mathbb{R}^N$ be measurable. The approximate limit of v at x , if it exists, is defined as the measurable function $\text{ap lim}_x v : \mathbb{R}^d \rightarrow \mathbb{R}^N$ such that

$$v\left(\frac{\cdot - x}{r}\right) \xrightarrow{r \rightarrow 0} \text{ap lim}_x v \text{ in measure on } B(0, 1).$$

Note that the function $\text{ap lim}_x v$ is positively 0-homogeneous, i.e. $\text{ap lim}_x v(ty) = \text{ap lim}_x v(y)$ for all $y \in \mathbb{R}^d$, $t > 0$.

(ii) The jump set J_v of a measurable function $v : \Omega \rightarrow \mathbb{R}^N$ is the set of all points $x \in \Omega$ where $\text{ap lim}_x v$ exists and is of the form

$$\text{ap lim}_x v(y) = \begin{cases} a & , \text{ if } y \cdot \nu > 0 \\ b & , \text{ otherwise} \end{cases}$$

for some $\nu \in S^{d-1}$, $a, b \in \mathbb{R}^N$.

(iii) A function $v : \Omega \rightarrow \mathbb{R}^d$ is said to have an approximate symmetric gradient $ev(x) \in \text{Symm}(d)$ at $x \in \Omega$ if it holds

$$\text{ap lim}_x \frac{(u(y) - u(x) - ev(x)(y - x)) \cdot (y - x)}{|x - y|^2} = 0.$$

Next we recall the definitions of the spaces $\text{BD}(\Omega)$, $\text{SBD}^p(\Omega)$ and $\text{GSBD}(\Omega)$.

Definition 5.2. (i) Let $\Omega \subset \mathbb{R}^d$ be open. A vector field $v \in L^1(\Omega; \mathbb{R}^d)$ is said to be of bounded deformation, $\text{BD}(\Omega)$, if

$$\sup \left\{ \int_{\Omega} v \cdot (\nabla \cdot \phi) dx : \phi \in C_c^1(\Omega; \text{Symm}(d)), \|\phi\|_{\infty} \leq 1 \right\} < \infty.$$

(ii) The vector field is said to be of special bounded deformation with integrability $p \in (1, \infty)$, $\text{SBD}^p(\Omega)$, if there is a tensor field $ev \in L^p(\Omega; \text{Symm}(d))$ such that

$$\int_{\Omega} -v \cdot (\nabla \cdot \phi) dx = \int_{\Omega} ev : \Phi dx + \int_{J_v} [v] \cdot \phi \nu d\mathcal{H}^{d-1}$$

for all $\phi \in C_c^1(\Omega; \text{Symm}(d))$ and $\mathcal{H}^{d-1}(J_v) < \infty$, where J_v is the jump set of v .

(iii) A measurable vector field $v : \Omega \rightarrow \mathbb{R}^d$ is said to be a function of generalized special bounded deformation, $\text{GSBD}(\Omega)$, if there exists a bounded Radon measure measure $\lambda \in \mathcal{M}_+(\Omega)$ such that for every $\xi \in \mathbb{R}^d$ and for \mathcal{H}^{d-1} -almost every $y \in \xi^{\perp} \subset \mathbb{R}^d$ the function $f_{\xi,y} : \Omega_{\xi,y} \rightarrow \mathbb{R}$, where $\Omega_{\xi,y} := \{t \in \mathbb{R} : y + t\xi \in \Omega\}$, defined as

$$f_{\xi,y}(t) := u(y + t\xi) \cdot \xi,$$

is in $\text{SBV}_{loc}(\Omega_{\xi,y})$ and it holds for every Borel set $B \subset \Omega$

$$\int_{\xi^{\perp}} |Df_{\xi,y}|(B_{\xi,y} \cap \Omega_{\xi,y}) + \mathcal{H}^0(B_{\xi,y} \cap J_{f_{\xi,y}} \cap \{|f_{\xi,y}| \geq 1\}) d\mathcal{H}^{n-1}(y) \leq \lambda(B),$$

where $B_{\xi,y} = \{t \in \mathbb{R} : y + t\xi \in B\}$.

We recall from [19] that for $v \in \text{GSBD}(\Omega)$ it can be shown that the approximate symmetric gradient $ev \in L^1(\Omega; \mathbb{R}^{d \times d})$ exists \mathcal{L}^d -a.e. and the jump set J_v is a countably \mathcal{H}^{d-1} -rectifiable set with measure theoretic normal ν_v . Moreover, it holds for $\xi \in S^{d-1}$ and \mathcal{H}^{d-1} -a.e. $y \in \xi^\perp$

$$Df_{\xi,y} = ev(y + t\xi)\xi \cdot \xi dt + \sum_{t: y+t\xi \in J_v} [f_{y,\xi}] \delta_t.$$

Eventually, we define the set $\text{GSBD}^p(\Omega)$.

Definition 5.3. *Let $p \in (1, \infty)$. We say that $v \in \text{GSBD}^p(\Omega)$ if $v \in \text{GSBD}(\Omega)$, $ev \in L^p(\Omega)$ and $\mathcal{H}^{d-1}(J_v) < \infty$.*

For fine properties of the functions in GSBD^p we refer to [19].

We now state a strong version of Korn's inequality for functions in $\text{GSBD}^2(\Omega)$ in any dimension, which is found in [12], for an earlier two-dimensional version see also [22] or [16].

Proposition 5.4. *Let $\Omega \subset \mathbb{R}^d$ be open, bounded, connected with Lipschitz boundary. Then there is a constant $C(\Omega) > 0$ such that for all $w \in \text{GSBD}^2(\Omega)$ there is a function $\bar{w} \in W^{1,2}(\Omega; \mathbb{R}^d)$ and a set of finite perimeter $\omega \subseteq \Omega$ such that $w = \bar{w}$ on $\Omega \setminus \omega$.*

$$|\omega| + \mathcal{H}^{d-1}(\partial\omega) \leq C(\Omega)\mathcal{H}^{d-1}(J_w)$$

and

$$\int_{\Omega} |e\bar{w}|^2 dx \leq C(\Omega) \int_{\Omega} |ew|^2 dx.$$

Moreover, there exists a matrix $A \in \text{Skew}(d)$ and a vector $b \in \mathbb{R}^d$ such that

$$\int_{\Omega \setminus \omega} |\nabla w - A|^2 + |w - Ax - b|^2 dx \leq C(\Omega) \int_{\Omega} |ew|^2 dx,$$

We note that the estimate is useless if $\mathcal{H}^{d-1}(J_w)$ is too large with respect to Ω , as then we can simply take $\omega = \Omega$.

We shall use this result to define good rectangles in Ω_h , noting that we never use the extension \bar{w} , only the bounds on the bad set ω . For the rest of the article (excluding the appendix) we work only in $d = 2$.

Definition 5.5. *Let $h, \delta > 0$, and $w \in \text{GSBD}^2(\Omega_h)$. We consider all the rectangles $Q_z := (z - h, z + h) \times (-h/2, h/2)$ with $z = h, 2h, \dots, (\lfloor L/h \rfloor - 1)h$. We call a rectangle Q_z δ -good if*

$$\mathcal{H}^1(J_w \cap Q_z) \leq \delta h,$$

and bad otherwise. For a good rectangle we denote by $\omega_z \subseteq Q_z$ the exceptional set from Proposition 5.4.

Remark 5.6. *Again, let $h, \delta > 0$ and $w \in \text{GSBD}^2(\Omega_h)$. We note that if $\delta \leq \delta_0$ for some universal constant δ_0 , then we have on a good rectangle Q_z by Proposition 5.4 that $|Q_z \setminus \omega_z| > 7|Q_z|/8$ and there is a unique pair $A_z \in \text{Skew}(2), b_z \in \mathbb{R}^2$ defined as*

$$(A_z, b_z) := \arg \min_{A,b} \int_{Q_z \setminus \omega_z} \frac{1}{h^2} |w(x) - Ax - b|^2 + |\nabla w(x) - A|^2 dx,$$

where minimization runs over $\text{Skew}(2) \times \mathbb{R}^2$. Proposition 5.4 yields that

$$\int_{Q_z \setminus \omega_z} \frac{1}{h^2} |w(x) - A_z x - b_z|^2 + |\nabla w(x) - A_z|^2 dx \leq C \int_{Q_z} |ew|^2 dx.$$

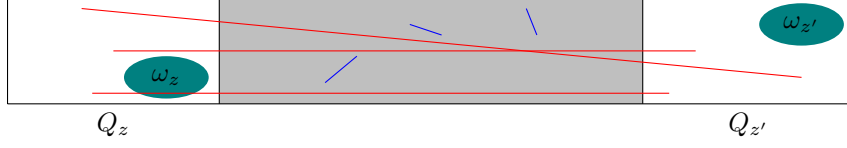


FIGURE 2. Two good rectangles $Q_z, Q_{z'}$ are separated by a series of bad rectangles, but without enough jump set to completely separate the two. Then we can find three line segments connecting the good rectangles that prevent the two from being infinitesimally rotated or shifted against one another.

Then we see that for two neighboring δ -good rectangles Q_z, Q_{z+h} we have

$$(8) \quad |A_z - A_{z+h}|^2 + |b_z - b_{z+h}|^2 \leq Ch^{-2} \int_{Q_z \cup Q_{z+h}} |ew|^2,$$

for some universal constant C .

We now show a stronger version of (8) for two good rectangles that are separated by a sequence of bad rectangles as long as there is not enough jump to separate the two rectangles completely:

Proposition 5.7. *Let $\eta \in (0, 1)$. Then there is a constant $\delta(\eta) > 0$ such that for all $N \in \mathbb{N}$ there is a constant $C(\eta, N) > 0$ such that the following holds:*

Let $h > 0$, $w_h \in \text{GSBD}^p(\Omega_h)$, Q_z and $Q_{z'}$ be two $\delta(\eta)$ -good rectangles with $|z - z'| \leq Nh$, and

$$\mathcal{H}^1(J_{w_h} \cap \text{conv}(Q_z \cup Q_{z'})) \leq (1 - \eta)h.$$

Then

$$(9) \quad |A_z - A_{z'}|^2 + |b_z - b_{z'}|^2 \leq C(\eta, N)h^{-2} \int_{\text{conv}(Q_z \cup Q_{z'})} |ew_h|^2 dx$$

Here, the matrices $A_z, A_{z'} \in \text{Skew}(2)$ and vectors $b_z, b_{z'} \in \mathbb{R}^2$ are the matrices and vectors given by Proposition 5.4 on the squares Q_z and $Q_{z'}$, respectively.

Proof. We assume without loss of generality that $h = 1$ (by rescaling) and that $A_{z'}, b_{z'} = 0$. This is achieved by replacing w_h with $w_h(x) - A_{z'}x - b_{z'}$, which has the same jump set and elastic strain. We will write $w = w_h$ since $h = 1$. We also assume that $z' > z$.

We show that there are three pairs $(p_i, q_i) \in Q_z \times Q_{z'}$, $i = 1, 2, 3$, such that

$$(10) \quad |(A_z p_i + b_z) \cdot (p_i - q_i)|^2 \leq C(\eta, N) \int_{\text{conv}(Q_z \cup Q_{z'})} |ew|^2 dx.$$

If we can make sure that the three pairs are in general position, Lemmas A.3 and A.5 yield the upper bounds on $|A_z|, |b_z|$. See Figure 2 for a visual sketch. We first show how to construct the first two pairs, where $(p_i - q_i) \parallel e_1$ (the notation $v \parallel w$ means that the vectors $v, w \in \mathbb{R}^2$ are linearly dependent):

Start with the set of horizontal lines that do not cross J_w in the sense of slicing for GSBD functions, or more precisely

$$H_1 := \{x_2 \in (-1/2, 1/2) : x_1 \mapsto e_1 \cdot w(x_1, x_2) \text{ is absolutely continuous on } (z-1, z'+1)\}.$$

We have by the segment regularity in GSBD² (see [19]) that $\mathcal{H}^1(H_1) \geq \eta$.

We intersect H_1 with three large subsets of $(-1/2, 1/2)$, namely

$$\begin{aligned} H_2 &:= \left\{ x_2 \in (-1/2, 1/2) : \int_{z-1}^{z'+1} |ew(x_1, x_2)| dx_1 \leq \frac{8}{\eta} \int_{\text{conv}(Q_z \cup Q_{z'})} |ew(x)| dx \right\}, \\ H_3 &:= \left\{ x_2 \in (-1/2, 1/2) : \int_0^L (\mathbb{1}_{\omega_z}(x_1, x_2) + \mathbb{1}_{\omega_{z'}}(x_1, x_2)) dx_1 \leq \frac{8}{\eta} (|\omega_z| + |\omega_{z'}|) \right\}, \\ H_4 &:= \left\{ x_2 \in (-1/2, 1/2) : \int_0^L \mathbb{1}_{Q_z \setminus \omega_z}(x_1, x_2) |w(x_1, x_2) - A_z(x_1, x_2)^T - b_z| dx_1 \right. \\ &\quad \left. + \int_0^L \mathbb{1}_{Q_{z'} \setminus \omega_{z'}}(x_1, x_2) |w(x_1, x_2)| dx_1 \right. \\ &\quad \left. \leq \frac{8}{\eta} \left(\int_{Q_z \setminus \omega_z} |w(x) - A_z x - b| dx + \int_{Q_{z'} \setminus \omega_{z'}} |w(x)| dx \right) \right\}. \end{aligned}$$

By Fubini's theorem and Markov's inequality we have $\mathcal{H}^1(H_2), \mathcal{H}^1(H_3), \mathcal{H}^1(H_4) \geq 1 - \frac{\eta}{8}$, and thus

$$\mathcal{H}^1(H_1 \cap H_2 \cap H_3 \cap H_4) \geq \eta - \frac{3\eta}{8} > \frac{\eta}{2}.$$

By Proposition 5.4 we have

$$\frac{8}{\eta} (|\omega_z| + |\omega_{z'}|) \leq \frac{16}{\eta} C\delta.$$

If $\delta < \frac{\eta}{16C}$, this ensures that whenever $t \in H_3 \cap H_4$, there are points $x \in Q_z \setminus \omega_z$, $y \in Q_{z'} \setminus \omega_{z'}$ with $x_2 = y_2 = t$, $|x - y| \geq 1$, and

$$(11) \quad |w(x) - A_z x - b_z| + |w(y)| \leq \frac{8}{\eta} \left(\int_{Q_z \setminus \omega_z} |w(x) - A_z x - b| dx + \int_{Q_{z'} \setminus \omega_{z'}} |w(x)| dx \right)$$

This allows us to choose the first two pairs $(p_i, q_i) \in (Q_z \setminus \omega_z) \times (Q_{z'} \setminus \omega_{z'})$, $i = 1, 2$ such that $(p_i)_2 = (q_i)_2 \in H_1 \cap H_2 \cap H_3 \cap H_4$,

$$|p_i - q_i| \geq 1, \quad |(p_1)_2 - (p_2)_2| \geq \frac{\eta}{2}.$$

By the definitions of H_1, H_2, H_3, H_4 we then have

$$\begin{aligned} & |(p_i - q_i) \cdot (A_z p_i + b_z)| \\ & \leq |(p_i - q_i) \cdot (w(p_i) - w(q_i))| + |(p_i - q_i) \cdot (w(p_i) - A_z p_i - b_z)| + |(p_i - q_i) \cdot w(q_i)| \\ & \leq C(\eta, N) \sqrt{\int_{\text{conv}(Q_z \cup Q_{z'})} |ew(x)|^2 dx}, \end{aligned}$$

where in order to estimate the first term we used the fundamental theorem of calculus

$$(p_i - q_i) \cdot (w(p_i) - w(q_i)) = \int_{[p_i, q_i]} (p_i - q_i) \cdot \nabla w \frac{p_i - q_i}{|p_i - q_i|} d\mathcal{H}^1 = \int_{[p_i, q_i]} (p_i - q_i) \cdot ew \frac{p_i - q_i}{|p_i - q_i|} d\mathcal{H}^1.$$

The fact that we may do so for almost every segment not intersecting the jump set is proved for GSBD functions in e.g. [19].

We now repeat the above argument to obtain one more pair (p_3, q_3) with $p_3 \in Q_z \setminus \omega_z$, $q_3 \in Q_{z'} \setminus \omega_{z'}$. Instead of a horizontal line segment, we choose $(p_3 - q_3) \parallel e_\theta := \frac{1}{\sqrt{1+\theta^2}}(1, \theta)$ with $\theta := \frac{\eta^2}{N+2} > 0$. We define analogously to before

$$\begin{aligned}
D_1 &:= \left\{ t \in (-1/2, 1/2) : s \mapsto e_\theta \cdot w(z + te_\theta^\perp + se_\theta) \text{ is absolutely continuous,} \right. \\
&\quad \left. \text{where } z + te_\theta^\perp + se_\theta \in \text{conv}(Q_z \cup Q_{z'}) \right\}, \\
D_2 &:= \left\{ t \in (-1/2, 1/2) : \int_{\mathbb{R}} \mathbb{1}_{\text{conv}(Q_z \cup Q_{z'})}(z + te_\theta^\perp + se_\theta) |ew(z + te_\theta^\perp + se_\theta)| ds \right. \\
&\quad \left. \leq \frac{8}{\eta} \int_{\text{conv}(Q_z \cup Q_{z'})} |ew(x)| dx \right\}, \\
D_3 &:= \left\{ t \in (-1/2, 1/2) : \int_{\mathbb{R}} \mathbb{1}_{\omega_z}(z + te_\theta^\perp + se_\theta) + \mathbb{1}_{\omega_{z'}}(z + te_\theta^\perp + se_\theta) ds \leq \frac{8}{\eta} (|\omega_z| + |\omega_{z'}|) \right\}, \\
D_4 &:= \left\{ t \in (-1/2, 1/2) : \int_{\mathbb{R}} \mathbb{1}_{Q_{z'} \setminus \omega_{z'}}(z + te_\theta^\perp + se_\theta) |w(z + te_\theta^\perp + se_\theta)| ds + \right. \\
&\quad \left. + \int_{\mathbb{R}} \mathbb{1}_{Q_z \setminus \omega_z}(z + te_\theta^\perp + se_\theta) |w(z + te_\theta^\perp + se_\theta) - A_z(z + te_\theta^\perp + se_\theta)^T - b_z| ds \right. \\
&\quad \left. \leq \frac{8}{\eta} \left(\int_{Q_z \setminus \omega_z} |w(x) - A_z x - b| dx + \int_{Q_{z'} \setminus \omega_{z'}} |w(x)| dx \right) \right\}.
\end{aligned}$$

As before, we have $\mathcal{H}^1(D_1) \geq \eta$, $\mathcal{H}^1(D_2), \mathcal{H}^1(D_3), \mathcal{H}^1(D_4) \geq 1 - \frac{\eta}{8}$, so that

$$\mathcal{H}^1(D_1 \cap D_2 \cap D_3 \cap D_4) \geq \frac{\eta}{2}.$$

This allows us to pick a diagonal line $z + t + \mathbb{R}e_\theta$ with $t \in D_1 \cap D_2 \cap D_3 \cap D_4$ and if $\delta < \frac{\eta}{32C}$, we find a pair $p_3 \in Q_z \setminus \omega_z$, $q_3 \in Q_{z'} \setminus \omega_{z'}$ on the diagonal line with $|p_3 - q_3| \geq 1$ and such that (11) holds. Note that as long as $|t \pm 1/2| > \frac{\eta}{4}$, the diagonal line intersects both Q_z and $Q_{z'}$. By the definitions of D_1, D_2, D_3, D_4 , (10) holds also for (p_3, q_3) .

Define the linear map $F \in \text{Lin}(\text{Skew}(2) \times \mathbb{R}^2; \mathbb{R}^3)$ by

$$F(A, b) := ((Ap_i + b) \cdot (p_i - q_i))_{i=1,2,3}$$

By (10) we have

$$|F(A_z, b_z)| \leq C(\eta, N) \sqrt{\int_{\text{conv}(Q_z \cup Q_{z'})} |ew|^2 dx}.$$

Using the identity $F^{-1} = (\det F)^{-1}(\text{cof } F)^T$, we have

$$|A_z| + |b_z| \leq |\det F|^{-1} |F|^2 |F(A_z, b_z)|.$$

We clearly have $|F| \leq (N+3)^3$. By the direct calculations in Lemmas A.3 and A.5, we may estimate

$$|\det F| \geq |p_1 - q_1| |p_2 - q_2| |p_3 - q_3| \frac{\eta}{2} |\sin \theta|^2 \geq c(\eta, N),$$

since all three pairs have distance at least 1, the parallel lines have distance at least $\eta/2$, and the angle of the diagonal line is θ . This shows that

$$|A_z| + |b_z| \leq C(\eta, N) \sqrt{\int_{\text{conv}(Q_z \cup Q_{z'})} |ew|^2 dx}$$

whenever $\delta < \frac{\eta}{32C}$, completing the proof. \square

Remark 5.8. We note here that the above procedure may be generalized to $d = 3$ using Lemma A.6 and employing 6 segments instead of 3. We also note that we only used the bound on $|\omega_z|$, not the one on its perimeter. In theory, it is also possible to employ a similar construction in nonlinear elasticity, using a geometric rigidity estimate as in [24] for GSBV² functions with a small jump set.

Remark 5.9. The choice of line segments connecting two elastic bodies in order to prevent independent rigid motions of either body is encountered in civil engineering in the context of trusses. The proof above, and its three-dimensional version, show that many such trusses exist. Lemmas A.5 and A.6 are potentially useful to the engineering community in the construction of optimal trusses in bridges, scaffolding, towers etc.

6. PROOF OF COMPACTNESS

Here we combine estimates (8) and (9) to show that ∇w_h is very close in $L^2(\Omega_h; \mathbb{R}^{2 \times 2})$ to some $A_h \in \text{SBV}^2((0, L); \text{Skew}(2))$ and $\#J_{A_h} \leq \left\lfloor \liminf_{h \rightarrow 0} \frac{1}{h} \mathcal{H}^1(J_{w_h}) \right\rfloor$. An additional Poincaré inequality then yields estimates for w_h .

This will imply the compactness result and be useful for the proof of the lower bound.

Proposition 6.1. Let $w_h \in \text{GSBD}^2(\Omega_h)$ with $\sup_{h>0} F_h(w_h) < \infty$. Let

$$M := \left\lfloor \liminf_{h \rightarrow 0} \frac{1}{h} \mathcal{H}^1(J_{w_h}) \right\rfloor.$$

Then there is a subsequence (not relabeled), a sequence of sets $\omega_h \subset \Omega_h$ and sequences $A_h \in \text{SBV}^2((0, L); \text{Skew}(2))$, $b_h \in \text{SBV}^2((0, L); \mathbb{R}^2)$ such that

- (i) $\frac{1}{h} |\omega_h| \rightarrow 0$ and $\frac{1}{h} \mathcal{H}^1(\partial^* \omega_h) \leq C$.
- (ii) $\#(J_{A_h} \cup J_{b_h}) \leq M$ and

$$\sup_{h>0} \int_0^L |A'_h(x_1)|^2 + |b'_h(x_1)|^2 dx_1 < \infty.$$

(iii)

$$\sup_{h>0} \frac{1}{h^3} \int_{\Omega_h \setminus \omega_h} |\nabla w_h(x) - A_h(x_1)|^2 dx < \infty.$$

(iv)

$$\sup_{h>0} \frac{1}{h^3} \int_{\Omega_h \setminus \omega_h} |w_h(x) - x_2 A_h(x_1) e_2 - b_h(x_1)|^2 dx < \infty.$$

Proof. First, we may assume that $\liminf_{h \rightarrow 0} \frac{1}{h} \mathcal{H}^1(J_{w_h}) = \lim_{h \rightarrow 0} \frac{1}{h} \mathcal{H}^1(J_{w_h})$. Now, let $h > 0$ so small that $\frac{1}{h} \mathcal{H}^1(J_{w_h}) < M + 1$. This implies for all $\eta > 0$ small enough that it holds

$$\frac{1}{(1 - \eta)h} \mathcal{H}^1(J_{w_h}) < M + 1.$$

In addition, let $\delta = \delta(\eta) > 0$ be as in Proposition 5.7.

For $z \in \{h, 2h, \dots, (\lfloor L/h \rfloor - 1)h\}$, we write $Q_z = (z - h, z + h) \times (-h/2, h/2)$. We recall from Definition 5.5 that Q_z is called a δ -good rectangle if $\mathcal{H}^1(J_{w_h} \cap Q_z) \leq \delta h$. We write

$$\mathcal{G}_h = \{Q_z : z \in \{h, 2h, \dots, (\lfloor L/h \rfloor - 1)h\}, Q_z \text{ is a } \delta\text{-good rectangle}\}.$$

Then we apply Proposition 5.4 to each $Q_z \in \mathcal{G}_h$ and obtain matrices $A_z \in \text{Skew}(2)$, vectors $b_z \in \mathbb{R}^2$ and sets of finite perimeter $\omega_z \subseteq Q_z$ such that

$$(12) \quad \int_{Q_z \setminus \omega_z} |\nabla w_h - A_z|^2 + h^{-2} |w_h - A_z(x - (z, 0)) - b_z|^2 dx \leq C \int_{\Omega} |e w_h|^2 dx,$$

and

$$|\omega_z| + \mathcal{H}^1(\partial^* \omega_z) \leq C \mathcal{H}^1(J_{w_h} \cap Q_z).$$

Let us recall from Proposition 5.7, c.f. also Remark 5.6, that for the choice of δ and two neighboring rectangles $Q_z, Q_{z+h} \in \mathcal{G}_h$ it holds

$$(13) \quad h^2 |A_z - A_{z+h}|^2 + h^2 |b_z - b_{z+h}|^2 \leq C \int_{Q_z \cup Q_{z+h}} |ew_h|^2.$$

Moreover, we write

$$\mathcal{B}_h = \{Q_z : z \in \{h, 2h, \dots, (\lfloor L/h \rfloor - 1)h\}, Q_z \text{ is a } \delta\text{-bad rectangle}\}.$$

As $E_h(w_h) \leq C$, we obtain that $\#\mathcal{B}_h \leq \frac{C}{\delta}$. Let us now denote by $(C_h^k)_{k=1}^{K_h}$ the connected components of $\bigcup_{Q_z \in \mathcal{B}_h} Q_z$, where $K_h \leq \frac{C}{\delta}$. We define the connected components with a large jump set as

$$\mathcal{J}_h = \left\{ C_h^k : \frac{1}{h} \mathcal{H}^1(J_{w_h} \cap C_h^k) \geq 1 - \eta \right\}.$$

By the choice of η we find that $\#\mathcal{J}_h < M + 1$ which implies that $\#\mathcal{J}_h \leq M$. Moreover, by Proposition 5.7 we find for our choice of δ and $C_h^k \notin \mathcal{J}_h$ that

$$(14) \quad h^2 |A_z - A_{z'}|^2 + h^2 |b_z - b_{z'}|^2 \leq C(\eta, N) \int_{\text{conv}(Q_z \cup Q_{z'})} |ew_h|^2 dx,$$

where $Q_z, Q_{z'} \in \mathcal{G}_h$ are the good rectangles neighboring C_h^k and $N = |z - z'|/h \leq \#\mathcal{B}_h \leq \frac{C}{\delta}$.

Now we can construct the functions $A_h \in \text{SBV}((0, L); \text{Skew}(2))$ by linearly interpolating the values A_z between neighboring good rectangles and over connected components of bad rectangles which do not carry a lot of jump set, see Figure 3. Precisely, we define

$$A_h(t) = \begin{cases} \frac{z+h-t}{h} A_z + \frac{t-z}{h} A_{z+h} & \text{if } t \in (z, z+h) \text{ and } Q_z, Q_{z+h} \in \mathcal{G}_h, \\ \frac{z'-t}{z'-z} A_z + \frac{t-z}{z'-z} A_{z'} & \text{if } C_h^k = (z, z') \times (-h/2, h/2) \notin \mathcal{J}_h, \\ & \text{and } t \in (z, z'), \\ \mathbb{1}_{(z, (z+z')/2)}(t) A_z + \mathbb{1}_{((z+z')/2, z')}(t) A_{z'} & \text{if } C_h^k = (z, z') \times (-h/2, h/2) \in \mathcal{J}_h, \\ & \text{and } t \in (z, z'). \end{cases}$$

If not already defined, we extend this definition constantly onto the intervals $(0, h)$ and $((\lfloor L/h \rfloor - 1)h, L)$.

We define the function b_h by interpolating in a similar fashion between the values b_z .

First we notice that the functions A_h and b_h can only jump at the center of connected components in \mathcal{J}_h . Consequently,

$$\#(J_{A_h} \cup J_{b_h}) \leq \#\mathcal{J}_h \leq M.$$

Moreover, using (13) and (14) we obtain (note that A'_h and b'_h denote the absolutely continuous part of DA_h and Db_h , respectively)

$$\int_0^L |A'_h|^2 + |b'_h|^2 dx_1 \leq C(\eta) h^{-3} \int_{\Omega_h} |ew_h|^2 dx \lesssim C(\eta) h^{-3} F_h(w_h) \lesssim C(\eta).$$

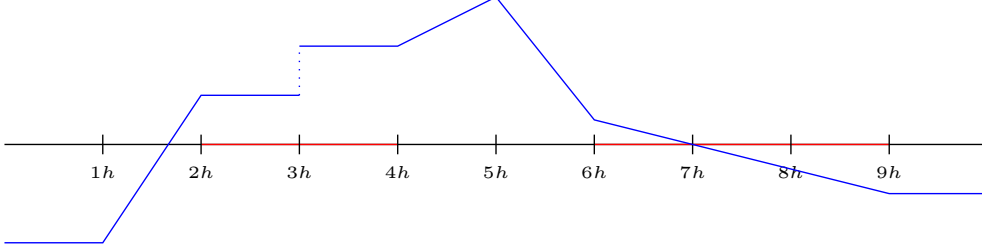
This shows (ii).

Next, we define the exceptional set ω_h as the union of the exceptional sets on the good rectangles, all bad rectangles and a boundary layer, i.e.

$$\omega_h = \bigcup_{Q_z \in \mathcal{G}_h} \omega_z \cup \bigcup_{Q_z \in \mathcal{B}_h} Q_z \cup ((\lfloor L/h \rfloor - 1)h, L) \times (-h/2, h/2).$$



(A) Sketch of the situation in Ω_h . The bad rectangles are sketched in red, the jump set of w_h is sketched in blue. The size of the jump set of w_h in the left connected component of the union of bad rectangles contains more than $1 - \eta$, whereas in the right connected component it is less than $1 - \eta$.



(B) Sketch of the interpolation procedure to construct A_h . Between neighboring good cubes with center kh and $(k+1)h$ we interpolate linearly. In connected components of the union of the bad rectangles in which the jump set of w_h is larger than $1 - \eta$ the function A_h jumps (left). In connected components in which the jump set of w_h is less than $1 - \eta$ we interpolate using Proposition 5.7.

FIGURE 3. Interpolation procedure to construct A_h .

It follows from the properties of $\omega_z \subseteq Q_z$ that

$$\mathcal{H}^1(\partial^* \bigcup_{Q_z \in \mathcal{G}_h} \omega_z) \leq \sum_{Q_z \in \mathcal{G}_h} \mathcal{H}^1(\partial^* \omega_z) \leq C \sum_{Q_z \in \mathcal{G}_h} \mathcal{H}^1(Q_z \cap J_{w_h}) \leq 2C\mathcal{H}^1(J_{w_h}).$$

By the subadditivity of the squareroot and the isoperimetric inequality it follows that

$$\mathcal{L}^2 \left(\bigcup_{Q_z \in \mathcal{G}_h} \omega_z \right)^{\frac{1}{2}} \leq \sum_{Q_z \in \mathcal{G}_h} \mathcal{L}^2(\omega_z)^{\frac{1}{2}} \leq C \sum_{Q_z \in \mathcal{G}_h} \mathcal{H}^1(\partial^* \omega_z) \leq 2C\mathcal{H}^1(J_{w_h}).$$

Hence, it follows (recall $\#\mathcal{B}_h \leq \frac{C}{\delta}$)

$$\begin{aligned} \mathcal{H}^1(\partial^* \omega_h) &\leq C\mathcal{H}^1(J_{w_h}) + 2\#\mathcal{B}_h h + h \leq C(1 + 1/\delta)h, \\ \mathcal{L}^2(\omega_h) &\leq C\mathcal{H}^1(J_{w_h})^2 + \#\mathcal{B}_h h^2 + h^2 \leq C(1 + 1/\delta)h^2, \end{aligned}$$

which shows (i).

In order to prove (iii) we estimate using (12) and Hölder's inequality

$$\begin{aligned} &\int_{\Omega_h \setminus \omega_h} |\nabla w_h(x) - A_h(x_1)|^2 dx \\ &\leq 2 \sum_{Q_z \in \mathcal{G}_h} \int_{Q_z \setminus \omega_z} |\nabla w_h(x) - A_z|^2 + |A_z - A_h(x_1)|^2 dx \\ &\leq C \sum_{Q_z \in \mathcal{G}_h} \int_{Q_z} |ew_h|^2 dx + \sum_{Q_z \in \mathcal{G}_h} 2h^3 \int_{z-h}^{z+h} |A'_h(x_1)|^2 dx_1 \\ &\leq 2C \int_{\Omega_h} |ew_h|^2 dx + 4h^3 \int_0^L |A'_h(x_1)|^2 dx_1 \\ (15) \quad &\leq Ch^3. \end{aligned}$$

Note that for the last inequality we used (ii).

It remains to show (iv). We recall that by Proposition 5.4 we have for all $Q_z \in \mathcal{G}_h$ that

$$\int_{Q_z \setminus \omega_z} |w_h(x) - A_z x - b_z|^2 dx \leq Ch^2 \int_{Q_z} |ew|^2 dx.$$

Hence, we obtain from the definition of ω_h and similar estimates as in (15) that

$$\begin{aligned} & \int_{\Omega_h \setminus \omega_h} |w_h(x) - A_h(x_1)x - b_h(x_1)|^2 dx \\ & \leq \sum_{Q_z \in \mathcal{G}_h} \int_{Q_z \setminus \omega_z} |w_h(x) - A_h(x_1)x - b_h(x_1)|^2 dx \\ & \leq C \sum_{Q_z \in \mathcal{G}_h} \int_{Q_z \setminus \omega_z} |w_h(x) - A_z x - b_z|^2 + |A_z - A_h(x_1)|^2 + |b_z - b_h(x_1)|^2 dx \\ & \leq C \sum_{Q_z \in \mathcal{G}_h} h^2 \int_{Q_z} |ew_h|^2 dx + \sum_{Q_z \in \mathcal{G}_h} 2h^3 \int_{z-h}^{z+h} |A'_h(x_1)|^2 + |b'_h(x_1)|^2 dx_1 \\ & \leq Ch^2 F_h(w_h) + Ch^3 \int_0^L |A'_h(x_1)|^2 + |b'_h(x_1)|^2 dx_1 \\ & \leq Ch^3. \end{aligned}$$

□

Proof of Theorem 4.1. Let us define $T_h : \Omega_h \rightarrow \Omega_1$ by $T_h(x_1, x_2) = (x_1, x_2/h)$. Then we write $\sigma_h = T_h(\omega_h)$, where ω_h is the set constructed in Proposition 6.1. From Proposition 6.1 (i) we immediately obtain (ii).

Next, we write

$$M = \left[\liminf_{h \rightarrow 0} \int_{J_{y_h}} (\nu_1, \frac{1}{h} \nu_2) d\mathcal{H}^1 \right].$$

Let A_h and b_h be the functions from Proposition 6.1. Recall from (ii) in Proposition 6.1 that $A_h \in \text{SBV}((0, L); \text{Skew}(2))$ and $b_h \in \text{SBV}((0, L); \mathbb{R}^2)$ with

$$(16) \quad \#(J_{A_h} \cup J_{b_h}) \leq M \text{ and } \sup_h \int_0^L |A'_h(x_1)|^2 + |b'_h(x_1)|^2 dx_1 < \infty.$$

We write $J_{A_h} \cup \{0, L\} = \{t_1, \dots, t_{N_h}\}$ and define the function $\bar{A}_h : (0, L) \rightarrow \text{Skew}(2)$ by (see also Figure 4)

$$\bar{A}_h(t) = \int_{t_i}^{t_{i+1}} A_h(s) ds \text{ if } t \in (t_i, t_{i+1}).$$

It follows immediately that \bar{A}_h is piecewise constant and $J_{\bar{A}_h} \subseteq J_{A_h}$. By a minor modification of \bar{A}_h , if necessary, we may assume that $J_{\bar{A}_h} = J_{A_h}$.

We deduce from (16) that $\|A_h - \bar{A}_h\|_{L^\infty(\Omega_1; \mathbb{R}^{2 \times 2})} \leq C$ and that $A_h - \bar{A}_h$ is a bounded sequence in $\text{SBV}^2((0, L); \text{Skew}(2))$. By the compactness properties of the space SBV^2 , there exists a (not relabeled) subsequence and $A \in \text{SBV}^2((0, L); \text{Skew}(2))$ such that $A_h - \bar{A}_h \rightarrow A$ in $L^1((0, L); \mathbb{R}^{2 \times 2})$, $A'_h \rightharpoonup A'$ in $L^2((0, L); \mathbb{R}^{2 \times 2})$ and $\#J_A \leq \liminf_h \#J_{A_h}$.

The definition of \bar{b}_h is completely analogous. Again, we may assume without loss of generality that $J_{\bar{b}_h} = J_{b_h}$ and obtain that $\|b_h - \bar{b}_h\|_{L^\infty((0, L); \mathbb{R}^2)} \leq C$. Then there exists a (not relabeled) subsequence and $b \in \text{SBV}^2((0, L); \mathbb{R}^2)$ such that $b_h - \bar{b}_h \rightarrow b$ in $L^1((0, L); \mathbb{R}^2)$, $b'_h \rightharpoonup b'$ in $L^2((0, L); \mathbb{R}^2)$, and $\#J_b \leq \liminf_{h \rightarrow 0} \#J_{b_h}$.

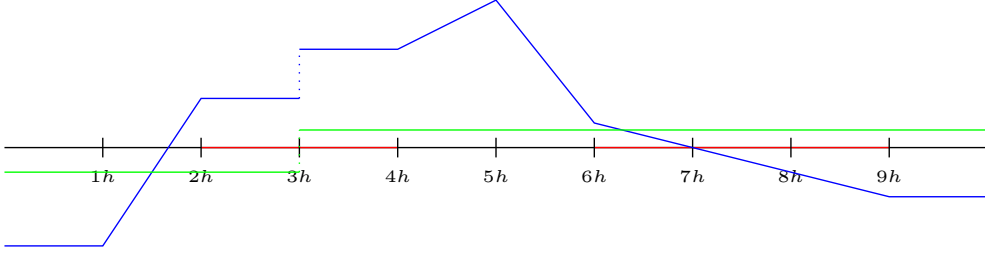


FIGURE 4. Sketch of the construction of \bar{A}_h . The function A_h evolves from piecewise interpolation. Its graph (more precisely, the graph of the upper right entry of the matrix field A_h) is sketched in blue. The corresponding graph of \bar{A}_h (i.e. the upper right entry of the matrix field \bar{A}_h) is sketched in green. The field \bar{A}_h is constant between jump points of A_h .

Let us now define the functions $u_h : \Omega_h \rightarrow \mathbb{R}^2$ by

$$u_h(x) = (A_h(x_1) - \bar{A}_h(x_1))x + (b_h(x_1) - \bar{b}_h(x_1)).$$

It follows that $u_h \in \text{SBV}^2(\Omega_h; \mathbb{R}^2)$. Moreover, we obtain from the bounds and properties of $A_h - \bar{A}_h$ and $b_h - \bar{b}_h$ that

$$(17) \quad \|u_h\|_{L^\infty(\Omega_h; \mathbb{R}^2)} \leq C, \quad \int_{\Omega_h} |\nabla u_h|^2 dx \leq Ch \quad \text{and} \quad J_{u_h} \subseteq (J_{A_h} \cup J_{b_h}) \times (-h/2, h/2).$$

Accordingly, we define the rescaled functions $\bar{u}_h \in \text{SBV}^2(\Omega_1; \mathbb{R}^2)$ by

$$(18) \quad \bar{u}_h(x_1, x_2) = u_h(x_1, hx_2) = (A_h(x_1) - \bar{A}_h(x_1))(x_1, hx_2)^T + (b_h(x_1) - \bar{b}_h(x_1)),$$

which satisfies by (17)

$$\|\bar{u}_h\|_{L^\infty(\Omega_1; \mathbb{R}^2)} \leq C, \quad \int_{\Omega_1} |\nabla \bar{u}_h|^2 dx \leq C \quad \text{and} \quad J_{\bar{u}_h} \subseteq (J_{A_h} \cup J_{b_h}) \times (-1/2, 1/2).$$

In particular, \bar{u}_h is a bounded sequence in $\text{SBV}^2(\Omega_1; \mathbb{R}^2)$. Moreover, by the definition, (18), and the compactness properties of $A_h - \bar{A}_h$ and $b_h - \bar{b}_h$ it follows $\bar{u}_h \rightarrow y$ in $L^1(\Omega_1; \mathbb{R}^2)$, where

$$(19) \quad y(x_1, x_2) = A(x_1)(x_1, 0)^T + b(x_1).$$

In particular, y does not depend on x_2 . In order to show $y \in \mathcal{A}$ we still need to prove that $\partial_1 y_1 = 0$ and $\partial_1 y_2 \in \text{SBV}(\Omega_1)$.

Next, let us define $\tilde{w}_h : \Omega_h \rightarrow \mathbb{R}^2$ by $\tilde{w}_h(x) = (w_h(x) - \bar{A}_h(x_1)x - \bar{b}_h(x_1)) \mathbf{1}_{\Omega_h \setminus \omega_h}$. From Proposition 6.1 (i) and (iii) we deduce that $\tilde{w}_h \in \text{GSBV}^2(\Omega_h; \mathbb{R}^2)$ and

$$\begin{aligned} \int_{\Omega_h} |\nabla \tilde{w}_h|^2 dx &= \int_{\Omega_h \setminus \omega_h} |\nabla w_h - \bar{A}_h|^2 dx \\ &\leq 2 \int_{\Omega_h \setminus \omega_h} |\nabla w_h - A_h|^2 + |A_h - \bar{A}_h|^2 dx \\ &\leq C(h^3 + h). \end{aligned}$$

Moreover, $\mathcal{H}^1(J_{\tilde{w}_h}) \leq \mathcal{H}^1(\partial^* \omega_h) + \mathcal{H}^1(J_{w_h}) + h\#(J_{A_h} \cup J_{b_h}) \leq Ch$. It follows from Proposition 6.1 (iv) that

$$\int_{\Omega_h} |\tilde{w}_h|^2 dx \leq Ch.$$

The above shows that the functions $\tilde{y}_h : \Omega_1 \rightarrow \mathbb{R}^2$ defined by

$$\tilde{y}_h(x_1, x_2) = (y_h(x_1, x_2) - \bar{A}_h(x_1)(x_1, hx_2) - \bar{b}_h(x_1)) \mathbf{1}_{\Omega_1 \setminus \sigma_h}$$

form a bounded sequence in $L^2(\Omega_1; \mathbb{R}^2)$, are in $\text{GSBV}^2(\Omega_1; \mathbb{R}^2)$ and satisfy

$$\int_{\Omega_1} |\nabla_h \tilde{y}_h|^2 dx \leq C \text{ and } \int_{J_{\tilde{y}_h}} |(\nu_1, \frac{1}{h}\nu_2)| d\mathcal{H}^1 \leq C,$$

where $\nu \in S^1$ is the measure theoretic normal to $J_{\tilde{y}_h}$. It follows immediately that \tilde{y}_h is a bounded sequence in $\text{GSBV}^2(\Omega_1; \mathbb{R}^2)$.

Moreover, it follows from Proposition 6.1 (iv) that

$$\tilde{y}_h - \bar{u}_h \mathbb{1}_{\Omega_1 \setminus \sigma_h} \rightarrow 0 \text{ in } L^2(\Omega_1; \mathbb{R}^2).$$

As $\mathcal{L}^2(\sigma_h) \rightarrow 0$ (c.f. Proposition 6.1 (i)), it follows that $\tilde{y}_h \rightarrow y$ in $L^2(\Omega_1; \mathbb{R}^2)$, which is (i). By the compactness properties of $\text{GSBV}^2(\Omega_1; \mathbb{R}^2)$ it even follows that

$$\nabla \tilde{y}_h \rightharpoonup \nabla y \text{ in } L^2(\Omega_1; \mathbb{R}^{2 \times 2}).$$

On the other hand, we find that

$$(\partial_1 \tilde{y}_h, \frac{1}{h} \partial_2 \tilde{y}_h) = (\nabla_h y_h - A_h) \mathbb{1}_{\Omega_1 \setminus \bar{\omega}_1} + (A_h - \bar{A}_h) \mathbb{1}_{\Omega_1 \setminus \bar{\omega}_1} \rightharpoonup A \text{ in } L^2(\Omega_1; \mathbb{R}^{2 \times 2}).$$

However, this implies that $A = (\partial_1 y, c)$ for a function $c \in \text{SBV}^2(\Omega_1; \mathbb{R}^2)$. As A is skew-symmetric, it follows immediately that $\partial_1 y_1 = 0$. Moreover, we deduce from the fact that $A \in \text{SBV}^2((0, L); \text{Skew}(2))$ and that $\partial_1 y \in \text{SBV}^2(\Omega_1)$. This concludes the proof of $y \in \mathcal{A}$.

It remains to show the inequalities in (iii). First, let us recall that by construction we have $J_{\bar{A}_h} \cup J_{\bar{b}_h} = J_{A_h} \cup J_{b_h}$. Consequently, it follows from Proposition 6.1 (ii) and the usual change of coordinates that

$$(20) \quad \#(J_{\bar{A}_h} \cup J_{\bar{b}_h}) \leq \left[\liminf_{h \rightarrow 0} \int_{J_{y_h}} |(\nu_1, \frac{1}{h}\nu_2)| d\mathcal{H}^1 \right],$$

which is the second inequality in (iii). In addition, we note that $J_{\partial_1 y} \subseteq J_A \times (-1/2, 1/2)$. Moreover, by the specific form of y , (19), we have $J_y \subseteq J_A \cup J_b$. However, lower semi-continuity yields $\#(J_A \cup J_b) \leq \liminf_h \#(J_{A_h - \bar{A}_h} \cup J_{b_h - \bar{b}_h}) \leq \liminf_h \#(J_{\bar{A}_h} \cup J_{\bar{b}_h})$. Consequently,

$$\mathcal{H}^1(J_y \cup J_{\partial_1 y}) \leq \liminf_h \#(J_{A_h} \cup J_{b_h}),$$

which yields using (20) the remaining first inequality of (iii). \square

7. THE LOWER BOUND

In this section, we will prove the lower bound claimed in Theorem 4.4. As usual we may consider sequences $(y_h)_h$ which are equibounded in energy. In particular, due to the compactness theorem, up to a subsequence this sequence has a limit y in the sense of Theorem 4.1. First we prove the following result to identify the limit of the rescaled gradient of y_h .

Proposition 7.1. *Define the function $W_h : \Omega_1 \rightarrow \mathbb{R}$ as*

$$W_h(x_1, x_2) := \frac{1}{h} \mathbb{1}_{\Omega_1 \setminus \sigma_h} \partial_1(y_h)_1(x_1, x_2),$$

where $\sigma_h = \{(x_1, x_2) \in \Omega_1 : (x_1, hx_2) \in \omega_h\}$ for $\omega_h \subseteq \Omega_h$ from Proposition 6.1.

Then, in the setting of Theorem 4.1, every subsequence of W_h has a subsequence converging weakly in $L^2(\Omega_1)$ to a function $W \in L^2(\Omega_1)$ of the form

$$W(x_1, x_2) = -x_2 \partial_1 \partial_1 y_2(x_1) + T(x_1),$$

where $T \in L^2((0, L))$ and $y \in \mathcal{A}$ is any function for which the conclusion of Theorem 4.1 hold.

Remark 7.2. Similarly, one could identify the limit of $\frac{1}{h}\mathbb{1}_{\Omega_1 \setminus \sigma_h}(\partial_1 y_h(x_1, x_2) - A_h e_1)$ as a function of the form $-x_2 A'(x_1)e_2 + T(x_1)$, where A_h are the skew-symmetric functions constructed in Proposition 6.1 and A is the corresponding limit constructed in the proof of Theorem 4.1. As A is skew-symmetric it holds $A'(x_1)e_2 \cdot e_2 = 0$. Hence, it is sufficient to determine the first component in this setting. In the derivation of rod theories, this first entry only carries the information on bending but not on torsion, see [26].

Proof. Recall that $w_h : \Omega_h \rightarrow \mathbb{R}^2$ is defined by $w_h(x_1, x_2) = y_h(x_1, x_2/h)$ and $\sigma_h = \{(x_1, x_2) \in \Omega_1 : (x_1, hx_2) \in \omega_h\} \subseteq \Omega_1$ is the analogue of $\omega_h \subseteq \Omega_h$ from Proposition 6.1. Moreover, let $A_h \in \text{SBV}^2(\Omega_h; \text{Skew}(2))$ be the fields from Proposition 6.1. By point (iii) of Proposition 6.1, we have

$$\int_{\Omega_h \setminus \omega_h} \frac{1}{h^2} |\nabla w_h(x) - A_h(x_1)|^2 dx \leq Ch.$$

In particular, we have that $\int_{\Omega_h \setminus \omega_h} \frac{1}{h^2} |\partial_1(w_h)_1(x)|^2 dx \leq Ch$.¹ A change of variables implies immediately that W_h is bounded in $L^2(\Omega_1; \mathbb{R}^2)$, so that every subsequence has a weakly convergent subsequence.

Let us fix such a limit $W \in L^2(\Omega_1; \mathbb{R}^2)$ and a corresponding (not relabeled) subsequence.

Before we can prove the specific form of the limit W , let us recall from the proof of Theorem 4.1 that we have by construction for the sequences A_h from Proposition 6.1 and the sequences \bar{A}_h from the proof of Theorem 4.1 that $A_h - \bar{A}_h \xrightarrow{*} A$ in $\text{SBV}^2((0, L); \text{Skew}(2))$ and that it holds $A = (\partial_1 y, c)$, where $c = \begin{pmatrix} -\partial_1 y_2 \\ 0 \end{pmatrix}$ since A is skew-symmetric. In particular, it holds that $(A_h^{1,2})' \rightharpoonup -\partial_1 \partial_1 y_2$ in $L^2((0, L))$ since \bar{A}_h is piecewise constant. We note that for any other limit \tilde{y} , sequences of functions \bar{A}_h and \bar{b}_h , and sets σ_h for which the conclusions of Theorem 4.1 hold it can be shown that it still holds $\partial_1 \tilde{y} = \partial_1 y + d$, where $d \in \text{SBV}((0, L); \mathbb{R}^2)$ is piecewise constant. In particular, $\partial_1 \partial_1 \tilde{y} = \partial_1 \partial_1 y$. This shows that we can restrict ourselves to the specific $y \in \mathcal{A}$ that we construct in the proof of Theorem 4.1.

To show the form of W , we consider for fixed $z \in (0, 1/2)$ the second difference $V_h : \Omega \cap (\Omega - s_h e_1) \times (-1/2, 1/2 - z) \rightarrow \mathbb{R}^2$, depending on $s_h > 0$, defined by

$$V_h(x) := \frac{\mathbb{1}_h(x) \mathbb{1}_{\Omega_1 \setminus \sigma_h}(x)}{hs_h} \left((y_h)_1(x + ze_2 + s_h e_1) - (y_h)_1(x + ze_2) - (y_h)_1(x + s_h e_1) + (y_h)_1(x) \right).$$

Here, $\mathbb{1}_h(x) = 1$ whenever y_h , A_h , and A are absolutely continuous along the boundary of the rectangle spanned by the four points x , $x + ze_2$, $x + ze_2 + s_h e_1$, $x + s_h e_1$ and the boundary of the rectangle does not intersect $\partial \sigma_h$, and 0 otherwise.

As the jump sets of A and A_h are purely horizontal, it holds

$$\begin{aligned} \int_{\Omega_1} 1 - \mathbb{1}_h(x) dx &\leq 2|s_h|(\mathcal{H}^1(J_{y_h}) + \mathcal{H}^1(J_A) + \mathcal{H}^1(\partial^* \sigma_h \cap \Omega_1) + \#J_{A_h}) \\ &\quad + 2z \left(\int_{J_{y_h}} |\nu \cdot e_2| d\mathcal{H}^1 + \int_{\partial^* \sigma_h} |\nu \cdot e_2| d\mathcal{H}^1 \right), \end{aligned}$$

Here, ν denotes the measure theoretic normal to J_{y_h} and $\partial^* \sigma_h$, respectively. By Theorem 4.1 (ii) and the bounds on the energy the right hand side tends to 0 as $h \rightarrow 0$ as long as $s_h \rightarrow 0$.

¹ $(w_h)_1$ denotes the first component of the vector $w_h \in \mathbb{R}^2$.

Now let $f \in C_c^\infty(\Omega \times (-1/2, 1/2 - z))$ be a test function. Then we have for $s_h \rightarrow 0$ with $\psi_h(x, t) = \frac{1}{h} \partial_1(y_h)_1(x + ze_2 + ts_h e_1) - \frac{1}{h} \partial_1(y_h)_1(x + ts_h e_1)$

$$\begin{aligned} & \int_{\Omega_1} V_h(x) f(x) dx \\ &= \int_{\Omega_1} \left(\int_0^1 \psi_h(x, t) dt \right) \mathbb{1}_h(x) \mathbb{1}_{\Omega_1 \setminus \sigma_h}(x) f(x) dx \\ &= \int_{\Omega_1} \left(\int_0^1 W_h(x + ze_2 + ts_h e_1) - W_h(x + ts_h e_1) dt \right) \mathbb{1}_h(x) f(x) dx \\ &\xrightarrow{h \rightarrow 0} \int_{\Omega_1} (W(x + ze_2) - W(x)) f(x) dx. \end{aligned}$$

Conversely, we have for $s_h = h^{\frac{1}{2}}$ with $\varphi_h(x, t) = \frac{1}{hs_h} \partial_2(y_h)_1(x + tze_2 + s_h e_1) - \frac{1}{hs_h} \partial_2(y_h)_1(x + tze_2)$

$$\begin{aligned} & \lim_{h \rightarrow 0} \int_{\Omega_1} V_h(x) f(x) dx \\ &= z \lim_{h \rightarrow 0} \int_{\Omega_1} \left(\int_0^1 \varphi_h(x, t) dt \right) \mathbb{1}_h(x) \mathbb{1}_{\Omega_1 \setminus \sigma_h}(x) f(x) dx \\ &= z \lim_{h \rightarrow 0} \int_{\Omega_1} \frac{1}{s_h} \left(A_h^{1,2}(x_1 + s_h e_1) - A_h^{1,2}(x_1) \right) \mathbb{1}_h(x) \mathbb{1}_{\Omega_1 \setminus E_h}(x) f(x) dx \\ &= z \lim_{h \rightarrow 0} \int_{\Omega_1} \left(\int_0^1 (A_h^{1,2})'(x_1 + ts_h e_1) dt \right) \mathbb{1}_h(x) \mathbb{1}_{\Omega_1 \setminus E_h}(x) f(x) dx \\ &= z \int_{\Omega_1} (A^{1,2})'(x) f(x) dx, \end{aligned}$$

For the second equality, we used the independence of A_h, A from x_2 and the bound $\|(\frac{1}{h} \partial_2 y_h - A_h e_2) \mathbb{1}_{\Omega_1 \setminus \sigma_h}\|_{L^2(\Omega_1; \mathbb{R}^2)} \leq Ch$, c.f. (iii) in Proposition 6.1.

It follows that $W(x + ze_2) - W(x) = z(A^{1,2})'(x_1)$ for almost every $x \in \Omega_1$. Now, recall from above that

$$(A^{1,2})'(x) = \partial_1(-\partial_1 y_2(x_1)) = -\partial_1 \partial_1 y_2(x_1).$$

Consequently we obtain $W(x_1, x_2 + z) - W(x_1, x_2) = -z(\partial_1 \partial_1 y_2(x_1))$ for almost every $x_1 \in (0, L)$. We define $T(x_1) := \int_{-1/2}^{1/2} W(x_1, z) dz$. It follows for almost every $x_1 \in (0, L)$

$$\begin{aligned} W(x_1, x_2) - T(x_1) &= \int_{-1/2}^{1/2} W(x_1, x_2) - W(x_1, z) dz \\ &= \int_{-1/2}^{1/2} -(x_2 - z)(\partial_1 \partial_1 y_2(x_1)) dz \\ &= -x_2(\partial_1 \partial_1 y_2(x_1)). \end{aligned}$$

□

Now we can prove the lower bound in Theorem 4.4.

Proof of Theorem 4.4 (i). By standard arguments we may always assume that it holds $\liminf_{h \rightarrow 0} E_h(y_h) = \lim_{h \rightarrow 0} E_h(y_h)$ and $\sup_h E_h(y_h) < \infty$.

Then we notice that by the assumed convergence it holds that, c.f. Theorem 4.1 (iii),

$$(21) \quad \mathcal{H}^1(J_y \cup J_{\partial_1 y}) \leq \liminf_{h \rightarrow 0} \int_{J_{y_h}} |(\nu_1, \frac{1}{h} \nu_2)| d\mathcal{H}^1.$$

Next, we show that

$$\liminf_{h \rightarrow 0} \frac{1}{2} \int_{\Omega_1} \mathbb{C} \nabla_h y_h : \nabla_h y_h \, dx \geq \frac{1}{24} \int_{\Omega_1} a |\partial_1 \partial_1 y_2|^2 \, dx,$$

where $a > 0$ is defined in (5). First, we apply Proposition 6.1 to the function $w_h(x_1, x_2) = y_h(x_1, x_2/h)$ to obtain sets $\omega_h \subseteq \Omega_h$ and $A_h \in \text{SBV}((0, L); \text{Skew}(2))$ for which the properties (i), (ii) and (iii) of Proposition 6.1 hold. Again we denote by σ_h the analogue of $\omega_h \subseteq \Omega_h$ in Ω_1 . Then (up to a subsequence) it holds by Proposition 7.1 that the sequence $W_h(x_1, x_2) = \frac{1}{h} \mathbb{1}_{\Omega_1 \setminus \sigma_h} (\partial_1(y_h)_1(x_1, x_2))$ converges weakly in $L^2(\Omega_1)$ to a function $W \in L^2(\Omega_1)$ of the form

$$W(x_1, x_2) = -x_2 (\partial_1 \partial_1 y_2(x_1)) + T(x_1),$$

where $T \in L^2((0, L))$. It follows by the definition of the bending constant a , c.f. (5), that

$$\begin{aligned} \liminf_{h \rightarrow 0} \frac{1}{h^2} \frac{1}{2} \int_{\Omega_1} \mathbb{C} \nabla_h y_h : \nabla_h y_h \, dx &\geq \liminf_{h \rightarrow 0} \frac{1}{2} \int_{\Omega_1} a |W_h(x)|^2 \, dx \\ &\geq \frac{1}{2} \int_{\Omega_1} a |W(x)|^2 \, dx \end{aligned}$$

Using the specific form of W we compute

$$\begin{aligned} \int_{\Omega_1} a |W|^2 \, dx &= \int_{\Omega_1} a | -x_2 \partial_1 \partial_1 y_2(x_1) + T(x_1) |^2 \, dx \\ &\geq \int_0^L \int_{-1/2}^{1/2} \left(a x_2^2 (\partial_1 \partial_1 y_2(x_1))^2 - 2a x_2 (\partial_1 \partial_1 y_2(x_1)) T(x_1) \right) \, dx_2 \, dx_1 \\ (22) \quad &= \frac{1}{12} \int_0^L a |\partial_1 \partial_1 y_2(x_1)|^2 \, dx_1. \end{aligned}$$

Combining (21) and (22) yields

$$\liminf_{h \rightarrow 0} E_h(y_h) \geq \frac{1}{24} \int_0^L a |\partial_1 \partial_1 y_2(x_1)|^2 \, dx_1 + \beta \mathcal{H}^1(J_y \cup J_{\partial_1 y}).$$

□

8. THE UPPER BOUND

In this section we prove the existence of a recovery sequence for the energy E_0 , i.e. we show Theorem 4.4 (ii).

Proof of Theorem 4.4 (ii). We may assume that $y \in \mathcal{A}$ (otherwise there is nothing to show). Hence, $y \in \text{SBV}^2(\Omega_1; \mathbb{R}^2)$ does not depend on x_2 , $\partial_1 y_2 \in \text{SBV}^2(\Omega_1)$ and $\partial_1 y_1 = 0$.

In particular, we remark that $\partial_1 \partial_1 y_2 \in L^2(\Omega_1)$ does not depend on x_2 . Therefore we can find for every $\eta > 0$ a function $g_\eta \in H^1(\Omega_1)$ which does not depend on x_2 such that $\| -\partial_1 \partial_1 y_2 - g_\eta \|_{L^2(\Omega_1)} \leq \eta$. By the embedding $H^1((0, L)) \hookrightarrow L^\infty((0, L))$ in one dimension it follows that $\|g_\eta\|_{L^\infty(\Omega_1)} \leq C(\eta)$. In addition, we note that since $\partial_1 y_2 \in \text{SBV}^2(\Omega_1)$ does not depend on x_2 we obtain that $\partial_1 y_2 \in L^\infty(\Omega_1)$. Since $\partial_2 y_2 = 0$, we obtain $\nabla y_2 \in L^\infty(\Omega_1; \mathbb{R}^2)$.

Moreover, we recall from the definition of the bending coefficient a , c.f. (5), that there exist $b, c \in \mathbb{R}$ such that

$$a = \mathbb{C} \begin{pmatrix} 1 & b \\ 0 & c \end{pmatrix} : \begin{pmatrix} 1 & b \\ 0 & c \end{pmatrix}.$$

Now we define $y_h : \Omega_1 \rightarrow \mathbb{R}^2$ by

$$y_h(x_1, x_2) = y(x_1, 0) - x_2 h \nabla y_2(x_1, 0) + \frac{1}{2} x_2^2 h^2 g_\eta(x_1, 0) \begin{pmatrix} b \\ c \end{pmatrix}.$$

One sees immediately that $y_h \rightarrow y$ in $L^\infty(\Omega_1; \mathbb{R}^2)$.

Moreover, the jumps of y_h only occur in x_1 -direction and $J_{y_h} \subseteq J_y \cup J_{\partial_1 y}$. In addition, $\nabla_h y_h = (\partial_1 y_h, \frac{1}{h} \partial_2 y_h)$ is given by

$$\begin{aligned} & \begin{pmatrix} -hx_2 \partial_1 \partial_1 y_2 + \frac{1}{2} x_2^2 h^2 b \partial_1 g_\eta & -\partial_1 y_2 + x_2 h b g_\eta \\ \partial_1 y_2 + \frac{1}{2} x_2^2 h^2 c \partial_1 g_\eta & x_2 h c g_\eta \end{pmatrix} \\ &= \underbrace{\begin{pmatrix} 0 & -\partial_1 y_2 \\ \partial_1 y_2 & 0 \end{pmatrix}}_{\text{skew-symmetric}} + \begin{pmatrix} -hx_2 \partial_1 \partial_1 y_2 + \frac{1}{2} x_2^2 h^2 b \partial_1 g_\eta & x_2 h b g_\eta \\ \frac{1}{2} x_2^2 h^2 c \partial_1 g_\eta & x_2 h c g_\eta \end{pmatrix}. \end{aligned}$$

Plugging into the elastic energy and using the x_2 -independence of the occuring functions we find

$$\begin{aligned} & \frac{1}{2} \int_{\Omega_1} \mathbb{C}(\partial_1 y_h, \frac{1}{h} \partial_2 y_h) : (\partial_1 y_h, \frac{1}{h} \partial_2 y_h) dx \\ &= \frac{1}{2} \int_{\Omega_1} h^2 x_2^2 \mathbb{C} \begin{pmatrix} -\partial_1 \partial_1 y_2 & b g_\eta \\ 0 & b g_\eta \end{pmatrix} : \begin{pmatrix} -\partial_1 \partial_1 y_2 & b g_\eta \\ 0 & b g_\eta \end{pmatrix} \\ & \quad + x_2^3 h^3 \mathbb{C} \begin{pmatrix} -\partial_1 \partial_1 y_2 & b g_\eta \\ 0 & c g_\eta \end{pmatrix} : \begin{pmatrix} b(\partial_1 g_\eta) & 0 \\ c(\partial_1 g_\eta) & 0 \end{pmatrix} \\ & \quad + \frac{1}{4} x_2^4 h^4 (\partial_1 g_\eta)^2 \mathbb{C} \begin{pmatrix} b & 0 \\ c & 0 \end{pmatrix} : \begin{pmatrix} b & 0 \\ c & 0 \end{pmatrix} dx \\ &= \frac{1}{2} \int_{\Omega_1} h^2 x_2^2 \mathbb{C} \begin{pmatrix} -\partial_1 \partial_1 y_2 & -(\partial_1 \partial_1 y_2) b \\ 0 & -(\partial_1 \partial_1 y_2) c \end{pmatrix} : \begin{pmatrix} -\partial_1 \partial_1 y_2 & -(\partial_1 \partial_1 y_2) b \\ 0 & -(\partial_1 \partial_1 y_2) c \end{pmatrix} \\ & \quad - h^2 x_2^2 \mathbb{C} \begin{pmatrix} 0 & \partial_1 \partial_1 y_2 + g_\eta b \\ 0 & \partial_1 \partial_1 y_2 + g_\eta c \end{pmatrix} : \begin{pmatrix} -2\partial_1 \partial_1 y_2 & -(\partial_1 \partial_1 y_2 - g_\eta) b \\ 0 & -(\partial_1 \partial_1 y_2 - g_\eta) c \end{pmatrix} \\ & \quad + \frac{1}{4} x_2^4 h^4 (\partial_1 g_\eta)^2 \mathbb{C} \begin{pmatrix} b & 0 \\ c & 0 \end{pmatrix} : \begin{pmatrix} b & 0 \\ c & 0 \end{pmatrix} dx \\ &\leq \frac{1}{2} \int_{\Omega_1} h^2 x_2^2 a |\partial_1 \partial_1 y_2|^2 dx + Ch^2 (\|\partial_1 \partial_1 y_2\|_{L^2(\Omega_1)} + \eta) \|\partial_1 \partial_1 y_2 + g_\eta\|_{L^2(\Omega_1)} + Ch^4 C(\eta) \\ &\leq \frac{1}{2} \int_{\Omega_1} h^2 x_2^2 a |\partial_1 \partial_1 y_2|^2 dx + C\eta h^2 (\|\partial_1 \partial_1 y_2\|_{L^2(\Omega_1)} + \eta) + Ch^4 C(\eta). \end{aligned}$$

As $J_{y_h} \subseteq J_y \cup J_{\partial_1 y}$ is purely vertical, it follows that

$$\begin{aligned} & \limsup_{h \rightarrow 0} E_h(y_h) \\ &= \limsup_{h \rightarrow 0} h^{-2} \int_{\Omega_1} \frac{1}{2} \mathbb{C}(\nabla_h y_h) : (\nabla_h y_h) dx + \beta \int_{J_{y_h}} |(\nu_1, \nu_2/h)| d\mathcal{H}^1 \\ &\leq \frac{1}{2} \int_{\Omega_1} x_2^2 a |\partial_1 \partial_1 y_2|^2 dx + C\eta + \beta \mathcal{H}^1(J_y \cup J_{\partial_1 y}) \\ &= \frac{1}{24} \int_{\Omega_1} a |\partial_1 \partial_1 y_2|^2 dx + \beta \mathcal{H}^1(J_y \cup J_{\partial_1 y}) + C\eta. \end{aligned}$$

A diagonal argument in η and h finishes the proof. \square

9. DISCUSSION

In this section we want to briefly comment on the presented results and discuss future directions. First, we acknowledge that the presented Γ -convergence result is very similar to the n -dimensional results already obtained in [8] and [2]. However, we note that the compactness result presented in this paper and also the topology used for the Γ -convergence result is more general. In [8] uniform L^∞ -bounds are assumed a priori, in [2] the authors invoke a compactness result in GSBD due to Chambolle and Crismale, [17]. The latter result essentially yields for a sequence $(y_h)_h \subseteq \text{GSBD}(\Omega_1)$ such that $\sup_h \int_{\Omega_1} |e(w_h)|^2 dx < \infty$ and $\sup_h \mathcal{H}^{d-1}(J_{y_h}) < \infty$ that there is a (not relabeled) subsequence for which the set $A = \{x \in \Omega_1 : y_h(x) \rightarrow \infty\}$ has finite perimeter and outside A one has $y_h \rightarrow y$ pointwise a.e. for some $y \in \text{GSBD}(\Omega_1)$. Moreover, $\mathcal{H}^{d-1}(\partial^* A \cup J_y) \leq \liminf_h \mathcal{H}^{d-1}(J_{y_h})$. The compactness statement in this work also characterizes the limiting behavior of the sequence y_h on the set A . Namely, we identify suitable rigid motion which we locally subtract from y_h such that the remaining sequence is essentially compact in $L^2(\Omega_1; \mathbb{R}^2)$. In addition, these rigid motions do not create additional jump in the limit, c.f. Theorem 4.1. Whether the used techniques can be generalized to higher dimensions to obtain an improved version of the result in [17], needs to be studied.

Moreover, we note that the presented analysis is closely related to the techniques presented in [34], where the author derives a beam theory from a rotationally invariant model. A key role in the analysis plays a geometric rigidity estimate for functions $y \in \text{SBV}$, [22], which subdivides the domain into different regions in which the function y is close to a rigid motion, see [34, Theorem 3.5]. The estimate is essentially sharp in the sense that the perimeter of the identified regions is up to a small error controlled by the size of the jump set of y .

The presented techniques can be extended to derive a three-dimensional rod theory for brittle materials in the linearized setting. Similarly to two-dimensional beams, three-dimensional rods can undergo stretching and bending. However, in addition one can observe torsion, i.e. the twisting of the rod around its axis, see, for example, [32] and the references therein. In contrast to bending or stretching, in order to capture torsion in the limit, one has to keep track of the limit of $\nabla w_h \approx A_h$. Note that a three-dimensional version of Proposition 5.7 can be proved using Lemma A.6 instead of Lemma A.5. A corresponding paper is in preparation, [26].

APPENDIX A. RIGIDITY FOR TRUSSES

Definition A.1. Let $d, N \in \mathbb{N} \setminus \{0\}$. Given N pairs $(p_i, q_i) \in \mathbb{R}^d \times \mathbb{R}^d$, $i = 1, \dots, N$, consider the linear map $F : \text{Skew}(d) \times \mathbb{R}^d \rightarrow \mathbb{R}^N$ defined by

$$F(A, b) = ((Ap_i + b) \cdot (p_i - q_i))_{i=1}^N.$$

We are interested in the special case $N = \dim(\text{Skew}(d)) + d = \frac{d(d+1)}{2}$, where $F \in \mathbb{R}^{N \times N}$ is a square matrix. We then ask for which pairs (p_i, q_i) the associated F is invertible, and what is its determinant.

Remark A.2. Assume that $q_i = 0$ for all $i = 1, \dots, N$. Then $F(A, b) = F(0, b)$ for all $A \in \text{Skew}(d)$, since $Ax \cdot x = 0$ for all $x \in \mathbb{R}^d$. In particular, F is not invertible.

Lemma A.3. Let $d \in \mathbb{N} \setminus \{0\}$, $N = \frac{d(d+1)}{2}$, $p_i \neq q_i$. Then there exists a function $f_d : (G^d)^N \rightarrow \mathbb{R}$ such that

$$(23) \quad \det F = d_1 \dots d_N f_d(L_1, \dots, L_N),$$

where $d_i = |p_i - q_i|$, and

$$L_i = \left[\left(p_i, \frac{p_i - q_i}{|p_i - q_i|} \right) \right] \in (\mathbb{R}^d \times S^{d-1}) / \sim$$

is the oriented line obtained by extending the line segment $[p_i, q_i]$, which is an element of the oriented affine line Grassmannian $G^d := \mathbb{R}^d \times S^{d-1} / \sim$, with $(x, v) \sim (z, w)$ whenever $v = w$ and $x - z \parallel v$.

In addition, the function f_d has the property $f_d \circ \sigma = \det \sigma f_d$ for all permutations σ . Replacing any one line $[(p_i, v_i)]$ with its opposite $[(p_i, -v_i)]$ flips the sign of f_d and f_d is invariant under a single rotation or translation applied to all lines L_1, \dots, L_N .

Proof. Let $L_i = [(p_i, v_i)] \in G^d$. We define $f_d : (G^d)^N \rightarrow \mathbb{R}$ by

$$f_d(L_1, \dots, L_N) = \det F,$$

where $F : \text{Skew}(d) \times \mathbb{R}^d \rightarrow \mathbb{R}^N$ is the linear mapping such that

$$F(A, b) = ((Ap_i + b) \cdot v_i)_{i=1}^N.$$

This definition is independent from the representative. Indeed, let $[(q_i, w_i)] = L_i$. Then $p_i - q_i$ is parallel to $v_i = w_i$. Since A is skew-symmetric, we find that

$$(Aq_i + b) \cdot w_i = (Ap_i + b) \cdot v_i + (A(q_i - p_i)) \cdot w_i = (Ap_i + b) \cdot v_i.$$

This shows that f_d is well-defined. The formula (23) and the properties of f_d follow immediately from the properties of the determinant. \square

Remark A.4. By Remark A.2 and Lemma A.3, we have $\det F = 0$ if all extended lines intersect in the same point or at least two lines are the same. We now show that these are the only cases where this happens.

Lemma A.5. Let $L_1, L_2, L_3 \in G^2$ be three oriented lines. Then

- (i) If L_1, L_2, L_3 are parallel, then $f_2(L_1, L_2, L_3) = 0$.
- (ii) If L_1 intersects L_2 in $p \in \mathbb{R}^2$ with angle $\alpha \in (0, \pi/2)$ and L_3 in $q \in \mathbb{R}^2$ with angle $\beta \in (0, \pi/2)$, then

$$(24) \quad |f_2(L_1, L_2, L_3)| = |p - q| |\sin \alpha| |\sin \beta|.$$

Note that this covers all cases. Note that if L_1, L_2, L_3 are pairwise transversal, then formula (24) is independent of the order of L_1, L_2, L_3 . If two of the three lines are parallel, we have to fix the order so that L_1 is the transversal direction. In this case $\alpha = \beta$ in (24), and this is indeed the case in the proof of Proposition 5.7.

Proof. We work with variables a, b_1, b_2 , where $A = a \begin{pmatrix} 0 & 1 \\ -1 & 0 \end{pmatrix}$ and $b = (b_1, b_2)^T$ which defines the standard basis of $\text{Skew}(2) \times \mathbb{R}^2$. In these coordinates, if $L_i = [(p_i, v_i)]$, the mapping from Definition A.1 is represented by a matrix $\tilde{F} \in \mathbb{R}^{3 \times 3}$ whose rows are $(p_i \wedge v_i, (v_i)_1, (v_i)_2) \in \mathbb{R}^3$, where as usual $x \wedge y = x_1 y_2 - x_2 y_1$ for $x, y \in \mathbb{R}^2$.

In case (i), $v_1 = v_2 = v_3$, the rows of \tilde{F} are linearly dependent, and $\det \tilde{F} = 0$. Hence, $f(L_1, L_2, L_3) = 0$.

In case (ii), we apply a rigid motion, so that $v_2 = (1, 0)^T$, $p_1 = p_2 = p = (0, 0)^T$. Then $p_3 = q = \pm |p - q| v_1$. We calculate explicitly

$$\begin{aligned} |f_2(L_1, L_2, L_3)| &= \left| \det \begin{pmatrix} 0 & (v_1)_1 & (v_1)_2 \\ 0 & 1 & 0 \\ (p - q) \wedge v_3 & (v_3)_1 & (v_3)_2 \end{pmatrix} \right| \\ &= |(p - q) \wedge v_3| |v_1 \wedge v_2| = |p - q| |\sin \beta| |\sin \alpha|. \end{aligned}$$

\square

We now turn to the three-dimensional case. The space $\text{Skew}(3) \times \mathbb{R}^3$ has the canonical basis

$$(\alpha, \beta, \gamma, b_1, b_2, b_3) \mapsto \left(\begin{pmatrix} 0 & \alpha & \beta \\ -\alpha & 0 & \gamma \\ -\beta & -\gamma & 0 \end{pmatrix}, \begin{pmatrix} b_1 \\ b_2 \\ b_3 \end{pmatrix} \right).$$

If $L_i = [(p_i, v_i)]$, the i th row of F is then given by

$$(p_i \times v_i, v_i) \in \mathbb{R}^6,$$

where $p_i \times v_i$ denotes the usual cross product in \mathbb{R}^3 .

Lemma A.6. *Let $L_i = [(p_i, v_i)] \in G^3$ for $i = 1, \dots, 6$, and assume that $v_1 = v_2 = v_3$. Define $\bar{v} := v - (v_1 \otimes v_1)v \in (v_1)^\perp$ for $v \in \mathbb{R}^3$ and $\bar{L}_i = [(\bar{x}_i, \frac{\bar{v}_i}{|\bar{v}_i|})] \in G^3$ for $i = 4, 5, 6$ which we interpret as an element of G^2 . Then*

$$|f_3(L_1, \dots, L_6)| = |(\bar{x}_2 - \bar{x}_1) \wedge (\bar{x}_3 - \bar{x}_1)| |\bar{v}_4| |\bar{v}_5| |\bar{v}_6| |f_2(\bar{L}_4, \bar{L}_5, \bar{L}_6)|.$$

Proof. We apply a rigid motion so that $v_1 = (1, 0, 0)^T$, $p_1 = (0, 0, 0)^T$. Then we may interpret the vectors \bar{v}_i and \bar{x}_i to be elements of \mathbb{R}^2 . In this way we can compute

$$\begin{aligned} & |f_3(L_1, \dots, L_6)| \\ &= \left| \begin{pmatrix} (0, 0, 0)^T & (p_2 \times v_1)^T & (p_3 \times v_1)^T & (p_4 \times v_4)^T & (p_5 \times v_5)^T & (p_6 \times v_6)^T \\ v_1^T & v_1^T & v_1^T & v_4^T & v_5^T & v_6^T \end{pmatrix} \right| \\ &= \left| \begin{pmatrix} (p_2 \times v_1)^T & (p_3 \times v_1)^T & (p_4 \times v_4)^T & (p_5 \times v_5)^T & (p_6 \times v_6)^T \\ (0, 0)^T & (0, 0)^T & \bar{v}_4^T & \bar{v}_5^T & \bar{v}_6^T \end{pmatrix} \right| \\ &= |\bar{x}_2 \wedge \bar{x}_3| \left| \begin{pmatrix} (\bar{x}_4 \wedge \bar{v}_4)^T & (\bar{x}_5 \wedge \bar{v}_5)^T & (\bar{x}_6 \wedge \bar{v}_6)^T \\ \bar{v}_4^T & \bar{v}_5^T & \bar{v}_6^T \end{pmatrix} \right| \\ &= |\bar{x}_2 \wedge \bar{x}_3| |\bar{v}_4| |\bar{v}_5| |\bar{v}_6| |f_2(\bar{L}_4, \bar{L}_5, \bar{L}_6)|. \end{aligned}$$

□

We see that we can guarantee that $f_3(L_1, \dots, L_6)$ is bounded away from 0 if the three parallel lines are chosen with a large cross-area, the other three lines are transversal enough and the intersection points of the projections of L_4, L_5, L_6 do not all coincide.

REFERENCES

- [1] S. Almi, S. Belz, S. Micheletti, and S. Perotto. A dimension-reduction model for brittle fractures on thin shells with mesh adaptivity. *Mathematical Models and Methods in Applied Sciences*, 31(01):37–81, 2021.
- [2] S. Almi and E. Tasso. Brittle fracture in linearly elastic plates. arXiv: 2006.09150, 2020.
- [3] L. Ambrosio, N. Fusco, and D. Pallara. *Functions of bounded variation and free discontinuity problems*, volume 254. Clarendon Press Oxford, 2000.
- [4] S. S. Antman. *Nonlinear problems of elasticity*, volume 107 of *Applied Mathematical Sciences*. Springer, New York, second edition, 2005.
- [5] O. Anza Hafsa and J.-P. Mandallena. The nonlinear membrane energy: Variational derivation under the constraint “ $\det \nabla u \neq 0$ ”. *Journal de Mathématiques Pures et Appliquées*, 86(2):100–115, 2006.
- [6] O. Anza Hafsa and J.-P. Mandallena. The nonlinear membrane energy: variational derivation under the constraint “ $\det \nabla u > 0$ ”. *Bulletin des Sciences Mathématiques*, 132(4):272–291, 2008.
- [7] J.-F. Babadjian. Quasistatic evolution of a brittle thin film. *Calc. Var. Partial Differential Equations*, 26(1):69–118, 2006.
- [8] J.-F. Babadjian and D. Henao. Reduced models for linearly elastic thin films allowing for fracture, debonding or delamination. *Interfaces Free Bound.*, 18(4):545–578, 2016.
- [9] A. L. Baldelli, J.-F. Babadjian, B. Bourdin, D. Henao, and C. Maurini. A variational model for fracture and debonding of thin films under in-plane loadings. *Journal of the Mechanics and Physics of Solids*, 70:320–348, 2014.
- [10] G. Bouchitté, I. Fonseca, G. Leoni, and L. Mascarenhas. A global method for relaxation in $W^{1,p}$ and in SBV^p . *Arch. Ration. Mech. Anal.*, 165(3):187–242, 2002.

- [11] A. Braides and I. Fonseca. Brittle thin films. *Appl. Anal. Optim.*, 44(3):299–323, 2001.
- [12] F. Cagnetti, A. Chambolle, and L. Scardia. Korn and Poincaré-Korn inequalities for functions with small jump set. *Math. Ann.*, 2021.
- [13] M. Carriero, A. Leaci, and F. Tomarelli. A second order model in image segmentation: Blake & Zisserman functional. In R. Serapioni and F. Tomarelli, editors, *Variational Methods for Discontinuous Structures*, pages 57–72, Basel, 1996. Birkhäuser Basel.
- [14] M. Carriero, A. Leaci, and F. Tomarelli. Strong minimizers of Blake & Zisserman functional. *Ann. Scuola Norm. Sup. Pisa. Cl. Sci.*, 25:257–285, 01 1997.
- [15] M. Carriero, A. Leaci, and F. Tomarelli. Euler equations for Blake and Zisserman functional. *Calc. Var. Partial Differential Equations*, 32(1):81–110, 2008.
- [16] A. Chambolle, S. Conti, and G. Francfort. Korn-Poincaré inequalities for functions with a small jump set. *Indiana Univ. Math. J.*, 65(4):1373–1399, 2016.
- [17] A. Chambolle and V. Crismale. Compactness and lower semicontinuity in *GSBD*. *J. Eur. Math. Soc. (JEMS)*, 23(3):701–719, 2021.
- [18] P. G. Ciarlet. *Mathematical elasticity. Vol. II*, volume 27 of *Studies in Mathematics and its Applications*. North-Holland Publishing Co., Amsterdam, 1997. Theory of plates.
- [19] G. Dal Maso. Generalised functions of bounded deformation. *J. Eur. Math. Soc. (JEMS)*, 15(5):1943–1997, 2013.
- [20] G. Dal Maso, M. Negri, and D. Percivale. Linearized elasticity as-limit of finite elasticity. *Set-Valued Anal*, 10(2-3):165–183, 2002.
- [21] G. A. Francfort and J.-J. Marigo. Revisiting brittle fracture as an energy minimization problem. *J. Mech. Phys. Solids*, 46(8):1319–1342, 1998.
- [22] M. Friedrich and B. Schmidt. A quantitative geometric rigidity result in sbd. arXiv: 1503.06821, 2015.
- [23] G. Friesecke, R. D. James, M. G. Mora, and S. Müller. Derivation of nonlinear bending theory for shells from three-dimensional nonlinear elasticity by gamma-convergence. *C. R. Math. Acad. Sci. Paris*, 336(8):697–702, 2003.
- [24] G. Friesecke, R. D. James, and S. Müller. A theorem on geometric rigidity and the derivation of nonlinear plate theory from three-dimensional elasticity. *Comm. Pure Appl. Math.*, 55(11):1461–1506, 2002.
- [25] G. Friesecke, R. D. James, and S. Müller. A hierarchy of plate models derived from nonlinear elasticity by gamma-convergence. *Arch. Ration. Mech. Anal.*, 180(2):183–236, 2006.
- [26] J. Ginster and P. Gladbach. A rod theory for brittle materials: linearized setting, in preparation.
- [27] A. A. Griffith. The phenomena of rupture and flow in solids. *Philosophical Transactions of the Royal Society of London. Series A, Containing Papers of a Mathematical or Physical Character*, 221:163–198, 1921.
- [28] M. E. Gurtin. The linear theory of elasticity. In *Linear theories of elasticity and thermoelasticity*, pages 1–295. Springer, 1973.
- [29] A. Korn. Über einige Ungleichungen, welche in der Theorie der elastischen und elektrischen Schwingungen eine Rolle spielen. *Bull. Int. Cracovie Akademie Umiejjet, Classe des Sci. Math. Nat.*, pages 705–724, 1909.
- [30] H. Le Dret and A. Raoult. The nonlinear membrane model as variational limit of nonlinear three-dimensional elasticity. *J. Math. Pures Appl. (9)*, 74(6):549–578, 1995.
- [31] H. Le Dret and A. Raoult. The membrane shell model in nonlinear elasticity: a variational asymptotic derivation. *J. Nonlinear Sci.*, 6(1):59–84, 1996.
- [32] M. G. Mora and S. Müller. A nonlinear model for inextensible rods as a low energy Γ -limit of three-dimensional nonlinear elasticity. *Ann. Inst. H. Poincaré Anal. Non Linéaire*, 21(3):271–293, 2004.
- [33] J. Nash. C^1 isometric imbeddings. *Ann. of Math.*, pages 383–396, 1954.
- [34] B. Schmidt. A Griffith-Euler-Bernoulli theory for thin brittle beams derived from nonlinear models in variational fracture mechanics. *Math. Models Methods Appl. Sci.*, 27(9):1685–1726, 2017.
- [35] B. A. Zisserman. *Visual reconstruction*. MIT-Press, 1987.

JANUSZ GINSTER, INSTITUT FÜR MATHEMATIK, HUMBOLDT-UNIVERSITÄT ZU BERLIN, UNTER DEN LINDEN 6, 10099 BERLIN, GERMANY

Email address: janusz.ginster@math.hu-berlin.de

PETER GLADBACH, INSITUT FÜR ANGEWANDTE MATHEMATIK, UNIVERSITÄT BONN, ENDENICHER ALLEE 60, 53115 BONN, GERMANY

Email address: gladbach@iam.uni-bonn.de