

LAnoBERT : System Log Anomaly Detection based on BERT Masked Language Model

Yukyung Lee¹ Jina Kim¹ Pilsung Kang¹

Abstract

The system log generated in a computer system refers to large-scale data that are collected simultaneously and used as the basic data for determining simple errors and detecting external adversarial intrusion or the abnormal behaviors of insiders. The aim of system log anomaly detection is to promptly identify anomalies while minimizing human intervention, which is a critical problem in the industry. Previous studies performed anomaly detection through algorithms after converting various forms of log data into a standardized template using a parser. These methods involved generating a template for refining the log key. Particularly, a template corresponding to a specific event should be defined in advance for all the log data using which the information within the log key may get lost. In this study, we propose LAnoBERT, a parser free system log anomaly detection method that uses the BERT model, exhibiting excellent natural language processing performance. The proposed method, LAnoBERT, learns the model through masked language modeling, which is a BERT-based pre-training method, and proceeds with unsupervised learning-based anomaly detection using the masked language modeling loss function per log key during the test process. LAnoBERT achieved better performance compared to benchmark log anomaly detection models in an experiment conducted using benchmark log datasets (HDFS and BGL) and also compared to certain supervised learning-based models.

1. Introduction

Owing to the recent advancement of the IT industry, a growing emphasis is placed on the importance of the sys-

tem log data for identifying problems when accidents or failures occur in programs (He et al., 2017). The system log comprises large-scale data collected simultaneously in a computer system and used as the basic data for determining anomalies; thus it is very critical and valuable resource. The log data generated from various systems should be monitored in real time for system stability because they represent the current status of a system. Real-time monitoring is conventionally performed by operators; however, such a method entails the possibility of including errors and bias depending on the operator and is limited by being unable to promptly detect system anomalies (Simache & Kaaniche, 2005). Subsequently, anomaly detection using rule-based algorithms has been proposed to reduce human error (Cinque et al., 2013). However, rule-based methodologies also require human intervention; therefore, research is being actively conducted on real-time monitoring-based anomaly detection methods based on machine learning, which minimizes human intervention (Du et al., 2017).

Log data are sequence data collected in real time. They consist of a combination of log keys, which can be considered as words, whereas log sequences can be considered as sentences; a log sequence is generated through a series of syntax rules (Du & Li, 2016). Machine learning-based log anomaly detection involves three steps: 1) preprocessing log keys, 2) feature embedding, and 3) anomaly detection. **Preprocessing of log keys** refers to preprocessing log keys that are unstructured data and can be divided into two types depending on the use of a log parser. Parsing-based log anomaly detection involves generating log data in a standardized template format using a log parser. Parsing-free log anomaly detection involves simply preprocessing without using a log parser. **Feature embedding** refers to the process of extracting features of preprocessed log sequences. Previously, information has been extracted using an RNN model by considering log sequences as natural language (Brown et al., 2018; Du et al., 2017; Kim et al., 2016), but recent methods involve using a transformer-based model (Nedelkoski et al., 2020a). Lastly, **anomaly detection** refers to the process of finding an abnormal log using the extracted feature embedding.

Previous studies on log anomaly detection exhibited remark-

¹School of Industrial Management Engineering, College of Engineering, Korea University, Seoul, Korea. Correspondence to: Pilsung Kang <pilsung_kang@korea.ac.kr>.

ably excellent performance for open datasets; however, they still entail the following limitations with respect to practicality and extensibility. First, for the models using a parser to preprocess log keys, a pre-defined template is required for converting the logs to a standardized template, and experts were needed to manually set the rules for refining log keys (Du & Li, 2016). The greatest problem of parser-based log anomaly detection is that certain crucial information can get lost during the standardization process (Huang et al., 2020). Furthermore, when a log parser is used, the performance of the log anomaly detection model becomes highly dependent on the compatibility of a log parser rather than the logic of the model itself. (Nedelkoski et al., 2020a). Second, previous methods mostly employed RNN-based algorithms, which are often used in natural language processing from the perspective of feature embedding. Although RNN-based algorithms can process sequential data, it suffers from some difficulties such as long-term dependency when dealing with longer sequences (Vaswani et al., 2017). To overcome these drawbacks, research is being conducted on the application of transformer-based (Vaswani et al., 2017) architecture (Nedelkoski et al., 2020a), which has recently shown excellent performance in natural language processing. Third, previous studies defined log anomaly detection mostly as a binary classification problem instead of anomaly detection and developed the model accordingly to evaluate the performance (Huang et al., 2020; Nedelkoski et al., 2020a; Zhang et al., 2019). In actual systems, however, most logs are normal and there is a minimum amount of abnormal logs. To define log anomaly detection as a binary classification problem, sufficient anomaly data is required to train the model. However, this requirement is unrealistic because abnormal data rarely occur in most real-world systems. Therefore, to better reflect realistic circumstances, it is more reasonable to adapt an approach for anomaly detection where a model is trained using only normal log data when there is no or a minimum amount of abnormal logs; anomaly data is then used only during verification and testing processes.

As a solution for the aforementioned problem, this study proposes a new log anomaly detection model (**LAnoBERT**; **Log Anomaly detection based on BERT**) established on the following three improvement plans. First, a regular expression-based simple and minimal preprocessing which is not dependent on a particular log parser was selected in LAnoBERT to minimize the information loss during the parsing process. Second, contrast to previous models where features are extracted through static embedding, contextualized embedding is extracted using the BERT model to train the context of the log keys. Instead of using a pre-trained model, the BERT model was trained from scratch to learn the sequence of the log keys. Lastly, unsupervised learning-based anomaly detection was performed under the assumption that the context of normal logs differs from that

of abnormal logs. The masked language modeling of BERT (Devlin et al., 2019) was thus used where anomaly detection was performed based on the masking predictive probability. When the proposed model, LAnoBERT, was used, more outstanding performance than previous models was produced for HDFS and BGL, which are the benchmark datasets of the system log. It achieved the best performance among unsupervised learning-based models, and a similar level of performance as other supervised learning-based models, which were trained in a significantly more advantageous environment. Particularly, both the detection performance and practicability were satisfied by recording a better performance than certain supervised learning-based models.

In summary, the contribution of our work is as follows.

- The proposed LAnoBERT exhibits the best performance among log parser-free, unsupervised learning-based models.
- Despite being trained in the most disadvantageous environment, the performance of the proposed model was better than or similar to the performance of supervised learning-based models.
- It is a robust methodology that can handle system log data of any structure (data-agnostic).

This paper is organized as follows. In Section 2, previous studies are reviewed by categorizing them based on neural networks with parsing and free of parsing. In Section 3, the background knowledge related to the research is introduced in addition to the log parser and BERT model. Section 4 explains the proposed model, LAnoBERT and its structure, whereas Section 5 describes the experimental design, and Section 6 describes the log anomaly detection performance. Lastly, in Section 7, the conclusion of this study and future research subjects are explained.

2. Related Work

Log anomaly detection refers to a method for detecting abnormal logs from a large log dataset. Studies in earlier years (Cinque et al., 2013; Hansen & Atkins, 1993; Oprea et al., 2015; Prewett, 2003; Yen et al., 2013) performed anomaly detection by regarding specific parts of log data as abnormal. However, these studies had a critical limitation of requiring professional domain-specific knowledge. Recent methodologies involve extracting log data features using a neural network-based model and performing anomaly detection. Log data are unstructured data with a highly complex structure; thus, log anomaly detection can be divided into parsing-based or parsing-free depending on the preprocessing method for the log data.

2.1. Parsing-based log anomaly detection

In these methods, a log parser is needed to perform log anomaly detection. The drain parser(He et al., 2017), which is the most commonly used parser, classifies log messages based on the length using a decision tree and then allocates a log template by exploring the word similarity. In this process, the similarity between the new log message and the existing log template is calculated, and a new template is allocated for the data with a different format from the existing template.

DeepLog is the first neural network-based log anomaly detection model in which an anomaly is detected using an unsupervised learning-based LSTM model (Du et al., 2017). In the training phase, a log is generated in a standardized template using the drain parser and then a normal log template pattern is learned. In the test phase, logs having a pattern not trained with the normal data are determined as anomalies. In other words, log patterns with low frequencies are given low scores. The concept of the ‘top g candidate’ is introduced to discern log patterns where it is regarded as normal if the log patterns are present within the candidate or abnormal if not present; thus, the performance varies depending on the candidate.

LogRobust is an attention-based bi-LSTM model for detecting anomalies (Zhang et al., 2019). After creating a log with a standardized template using the drain parser, the log data features are extracted by generating TF-IDF and a word semantic vector. Because this particular model detects anomalies based on classification, it can be considered as a classification problem.

HitAnomaly is an anomaly detection model using a transformer (Huang et al., 2020). It also conducts preprocessing through the drain parser. A template standardized through a log parser and the information substituted with a template are defined as parameters. The substituted information refers to the data that get lost without inclusion in the template. Two types of information are separately encoded using a transformer encoder, and two types of representation are combined based on attention to detect anomalies through classification. This model also performs classification-based anomaly detection, thus entailing limitations.

2.2. Parsing-free log anomaly detection

LogSy is a transformer-based anomaly detection model that uses a tokenizer to preprocess log values; thus, it is free from the use of a log parser when detecting anomalies (Nedelkoski et al., 2020b). In LogSy, classification is performed using normal data of a training log and abnormal log data generated from a different system. In addition, learning is performed so that the distance between the normal and abnormal log increases through a distance-based loss function.

It is different from LogRobust and HitAnomaly because it does not learn the normal and abnormal log generated in one system based on classification like the previous models. Hence, this model also entails various limitations to be used in the industry as it adapts a classification-based approach.

3. Background

3.1. LogParser for anomaly detection

Log data are large-scale data collected in real time, and raw log messages are usually unstructured because developers are allowed to write free-text log messages in the source code (He et al., 2017). Therefore, a log sequence is unstructured data that must be converted to structured data. A log parser (Du & Li, 2016; He et al., 2017) is a technique proposed for this process. When a standardized log template is generated from an actual log, highly complicated data are simply preprocessed for substitution with a very few number of events. For example, 4,747,964 log messages generated from the BGL system are converted to 376 events through the drain parser (He et al., 2017). Then, when anomaly detection is performed with preprocessed data, the anomalies can be detected through a simple process. However, the performance of log anomaly detection models using a parser becomes heavily dependent on a log parser (Nedelkoski et al., 2020b).

3.2. BERT

BERT (Devlin et al., 2019) is a model consisting of a transformer (Vaswani et al., 2017) encoder, which achieved outstanding performance in various natural language processing tasks (Devlin et al., 2019). One of the major characteristics of BERT is that pre-training is performed using two unsupervised learning methods, which are the masked language modeling (MLM) and next sentence prediction (NSP). MLM involves replacing certain tokens of an input sentence with ‘[MASK]’ and predicting that they would appear in the corresponding position. NSP involves combining two sentences with the token ‘[SEP]’ in between, and then predicting whether the two sentences are semantically connected through the ‘[CLS]’ token positioned in the very front of the input sentence. These two tasks do not require labeled data as in a specific downstream task; thus, general-purpose knowledge can be sufficiently learned through pre-training using a massive unlabeled dataset (Clark et al., 2019; Jawahar et al., 2019; Tenney et al., 2019). BERT that has been pre-trained is being applied in fields using sequence data in addition to natural language processing; some of the examples include ProtTrans (Elnaggar et al., 2021) and ESM (Rao et al., 2020).

3.3. BERT for anomaly detection

The system log can be deemed as sequence data because it is a dataset with an order. Therefore, previous methodologies applied the techniques used for natural language processing to extract the features of logs. The system log data encompass both log messages and natural language. In this study, we propose a BERT-based system log anomaly detection system to overcome the limitations of existing methodologies. Previous methodologies treated all log data as sequence data, but applying BERT enables the learning of both the log features and natural language. Moreover, a tokenizer of BERT can be applied without using a separate log parser during which natural language data that are lost while converting to a template using a log parser can be preserved. Additionally, a model capable of capturing the semantics and context of the system log is necessary for accurately detecting abnormal log in the system log. It is crucial to capture the semantics and context of the system log because the words appearing in the system log may have a different meaning from natural language. This study aimed to implement effective pre-training for the system log using MLM based on the bi-directional context.

4. Proposed Method

In this chapter, the major network used in the proposed methodology and the architecture of the proposed model are explained. The description and significance of the MLM of BERT are presented in Section 4.1, and the training purpose and execution procedure of the proposed model are presented in Section 4.2 and 4.3, respectively.

4.1. Masked Language Model

The operation mechanism of LAnoBERT proposed in this study is shown in Figure 1. Because LAnoBERT is executed through MLM, which is a pre-training method of BERT, MLM is explained in detail in this section, and the log anomaly detection procedure is explained in depth in Section 4.2.

MLM was inspired by the cloze task (Taylor, 1953) where certain tokens of an input sentence are replaced with [MASK] and then the words in the [MASK] tokens are predicted. Entire sentences are replaced with the [MASK] token at an arbitrary probability of 15%, and appropriate words can be predicted only based on the context. Particularly, the MLM objective function can generate bidirectional representations unlike the pre-training of left-to-right language models. Therefore, the proposed method can pre-train the deep bidirectional transformer (Devlin et al., 2019).

According to XLNet (Yang et al., 2019), MLM can be defined as an auto-encoding (AE) pretraining object. When n is the sequence length and the i -th token is x_i , the given

input sequence can be expressed as $X = [x_1, x_2, \dots, x_n]$. If the [MASK] token is defined as $\bar{x} = [MASK]$, the input sequence containing noise can be expressed as $\hat{X} = [x_1, [MASK], \dots, x_n]$. In BERT, specific tokens are substituted with the special token [MASK] at a pre-determined probability (15%). Here, the likelihood and objective function can be expressed as follows.

$$p(\bar{X}|\hat{X}) \approx \prod_{t=1}^T p(x_t|\hat{X}), \quad (1)$$

$$\begin{aligned} & \text{Max}_{\theta} \log p(\bar{x}|\hat{X}) \\ & \approx \sum_{n=1}^N m_n \log p_{\theta}(x_n|\hat{X}) \\ & = \sum_{n=1}^N m_n \log \frac{\exp(H_{\theta}((\hat{x})_n^T e(x_n)))}{\sum_{x'} \exp(H_{\theta}((\hat{x})_n^T e(x')))} p_{\theta}(x_n|\hat{X}) \end{aligned} \quad (2)$$

In Eq. (2), m_n indicates masking, where x_n is the [MASK] token when $m_n = 1$. Furthermore, H_{θ} indicates the hidden vector of a transformer.

In this study, MLM was not only applied in the training phase but also in anomaly detection to detect abnormal logs. The reasons for using MLM in system log anomaly detection are as follows. First, there is ample data available for training BERT because the log data are collected in real time. Most of the collected data are normal log data, which facilitate the effective pre-training of BERT. When a sufficient number of data is given, BERT can obtain numerous contextual and structural features during pre-training. Therefore, performing anomaly detection using the proposed model is expected to improve the generalization performance of effectively detecting abnormal logs by adequately learning the features of a normal log system. Second, MLM does not require the labeling of tasks and accords with the purpose of anomaly detection where only normal data are used for training. Because anomaly detection is an unsupervised learning-based methodology where only normal data are used for training, it is appropriate for application to the cases where normal data are predominantly greater than abnormal data. Third, MLM is an appropriate methodology to apply to anomaly detection from the perspective of prompt-based learning (Raffel et al., 2020; Petroni et al., 2019; Liu et al., 2021; Radford et al., 2019; Schick & Schütze, 2021). Contrast to conventional methods that require layers conforming to tasks to perform downstream tasks, it is suitable for finding patterns of log data in anomaly detection by comparing the actual log keys and the generated log keys. Fourth, the context of abnormal log data can be

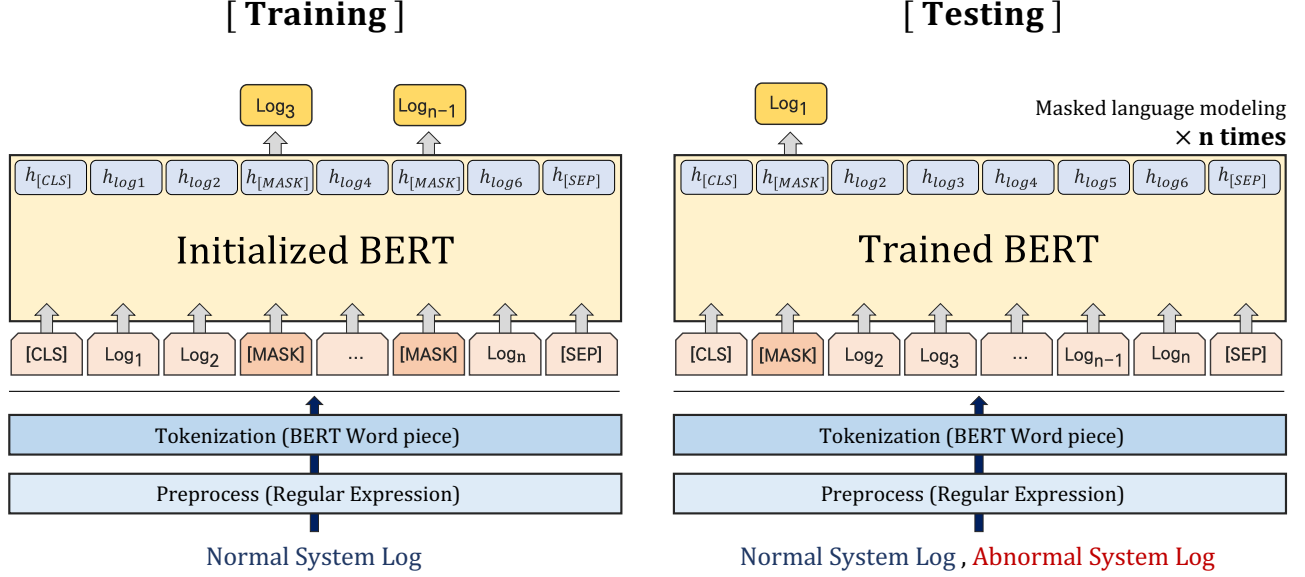


Figure 1. Architecture of LAnoBERT.

identified if MLM is performed using only normal log data. Normal log data have a very similar form as abnormal log data, but the probability of certain words appearing varies if the context of surrounding words is considered. It was assumed that the MLM predictive probability of abnormal log data is low when anomaly detection is performed using the BERT model trained only with normal log data, and the performance result was relevant.

4.2. Problem Definition

The system log anomaly detection in this study can be defined as follows. When N is the sequence length, the log key of the i -th token is $w_i (w_i : w_i \in \mathbb{V}, i = 1, 2, \dots, N)$, and the input log sequence is $L = (w_1, w_2, \dots, w_N)$. The goal of the proposed model f is to determine whether the input log sequence is normal or abnormal log. The log sequence used during training consists of up to T number of log keys, and a unique set of log keys is defined as \mathbb{V} . The log sequences used for training are all normal logs.

Input Representation The input log sequence is defined as L , and the BERT model is used. Accordingly, the input data used in the train and test phases are configured as follows.

- Train phase : $[CLS], w_1, [MASK], w_3, \dots, [SEP]$
- Test phase : $[CLS], w_1, [MASK], w_3, \dots, [SEP]$
* N-times

In the train phase, the existing log keys were substituted with the [MASK] token at an arbitrary probability; masking was

conducted in this study at 20%. In the test phase, masking was not performed at an arbitrary probability; however, each log key was replaced with the [MASK] token when one log sequence was given to generate an N number of data for test.

Objective Function The objective function used for training is as follows, which is identical to Eq. (2).

$$\begin{aligned}
 & \text{Max}_{\theta} \log p(\bar{L} | \hat{L}) \\
 & \approx \sum_{n=1}^N m_n \log p_{\theta}(w_t | \hat{L}) \\
 & = \sum_{n=1}^N m_n \log \frac{\exp(H_{\theta}((\hat{L})_n^T e(w_n)))}{\sum_{w'} \exp(H_{\theta}((\hat{L})_n^T e(w')))} p_{\theta}(w_n | \hat{X})
 \end{aligned} \tag{3}$$

4.3. LAnoBERT

4.3.1. OVERVIEW

LAnoBERT proposed in this study can be largely divided into the following three parts: preprocessing, model training, and abnormal score computation.

First, the minimum preprocessing of a log sequence was performed in the preprocessing step. Numbers, IPs, and dates are preprocessed, and information loss was minimized using regular expressions. An initialized BERT was used as the model. During the training process, MLM was performed using only normal logs, and masking was randomly

Original Log 081109 204005 35 INFO dfs.FSNamesystem: BLOCK* NameSystem.addStoredBlock: blockMap updated: 10.251.73.220:50010 is added to blk_7128370237687728475 size 67108864
With Log Parser (Drain) BLOCK* NameSystem addStoredBlock blockMap updated 10 <*> <*> 50010 is added to blk <*>,1719740
Without Log Parser NUM NUM NUM INFO dfs.FSNamesystem: BLOCK* NameSystem.addStoredBlock: blockMap updated: IP is added to blk_ NUM size NUM

Figure 2. Examples of preprocessing system log (HDFS dataset).

performed at 20%. The NSP objective function was not used in this study when training BERT. Recent studies have pointed out that the NSP objective function interferes with the performance improvement (Joshi et al., 2020; Lample & Conneau, 2019; Liu et al., 2019; Yang et al., 2019), and it was excluded as it was unnecessary in log anomaly detection. Abnormal scores were calculated from the BERT model, which had been trained using both normal and abnormal logs during test.

4.3.2. PREPROCESSING

Because this study adopted a log parser-free method, simple preprocessing is conducted using regular expressions. As shown in Figure 2, the original log is highly complicated, unstructured data. When the drain parser is used (with a log parser), the parts defined as a template are excluded and eliminated, whereas certain parts are replaced with (*). Conversely, this study did not use a log parser and instead replaced the data with clear formats such as numbers, dates, and IPs with the words ‘NUM’ or ‘IP’. Preprocessed log sequences were tokenized using the WordPiece (Wu et al., 2016) model used in BERT. The tokenizer for the log data was also trained from scratch to ensure that the vocabulary of the log data from each system could be learned. Training was performed only for the normal logs, and the tokenizer created in the training process was used as it was during test.

4.3.3. MODEL

The proposed model LAnoBERT executed anomaly detection based on a BERT Masked language model. The most crucial assumption of this study is that *“There is a difference between the context of a normal system log and that of an abnormal system log.”* In other words, language models trained only with normal log data are expected to exhibit significant errors and low predictive probability when they encounter the context of abnormal logs during test. The prediction error defined in this study refers to a cross entropy loss that occurs between the label information and logit value generated when the model predicts [MASK] as

a specific token. Additionally, the predictive probability is defined as a value with the highest probability among the words that can appear in the [MASK] token. When the probability of a predicted word is low, the respective context is considered difficult to find in the normal context and is identified as an anomaly. Therefore, the errors and predictive probability calculated in this process can be utilized in anomaly detection. The core assumption of this study is as shown in Figure 3. BERT, which is trained only with normal log data, produces low errors and high predictive probability when performing MLM by receiving normal log data as input because the commonly observed logs with a normal pattern are understood as a familiar context. Contrarily, large errors and low predictive probability are produced when performing MLM by receiving abnormal log data as input. The logs are understood as an unfamiliar context if the patterns that are not found in normal logs are input. Previous studies that performed anomaly detection using a transformer defined anomaly detection as a classification problem or adjusted the embedding space using additional objective functions. However, when a log parser is not used in the system log data where normal and abnormal log data are almost identical, a highly complicated format is exhibited and the unsupervised learning-based performance is substantially reduced (Nedelkoski et al., 2020a). In this study, therefore, anomaly detection was performed by reflecting the contextuality of the log data.

Train Phase Training is performed using the BERT Masked language model for a log sequence that has been tokenized through a tokenizer trained with normal data. Training is initiated from scratch using the initialized BERT, and the same parameters as the BERT-base-uncased are used for the model. The training parameters are almost identical to those of the original BERT (Devlin et al., 2019), and only the masking probability differs. As an unsupervised learning-based anomaly detection model, training is only performed for normal logs.

Test Phase In the test phase, the trained BERT is used to verify the normal and abnormal logs. Unlike the training phase, all log keys present in the log sequence are applied with masking, and the predictive probability and error value are calculated. At this time, test is performed by the number of log keys for one log sequence. An example of this process is illustrated in Figure 4.

4.3.4. ABNORMAL SCORE

As the most important element of anomaly detection, the final abnormal score of one log sequence is defined as the collection of all abnormal scores calculated in the test phase. Owing to the nature of log keys, normal and abnormal logs exhibit almost similar aspects. Therefore, it is not appropriate to use all values calculated for each log key as the

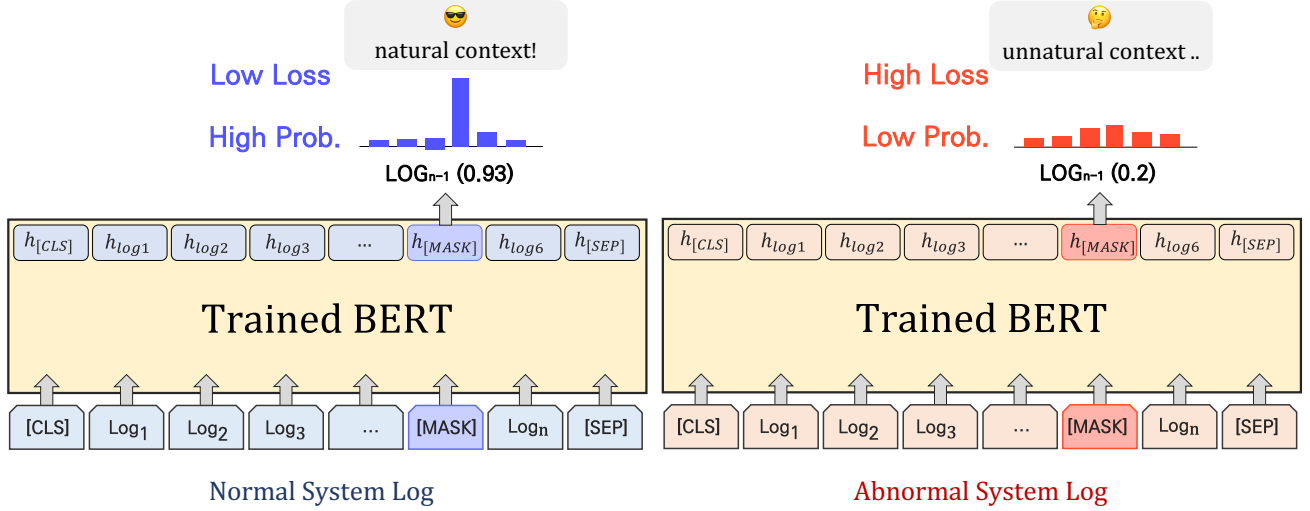


Figure 3. Anomaly score distribution difference between normal and abnormal log sequences.

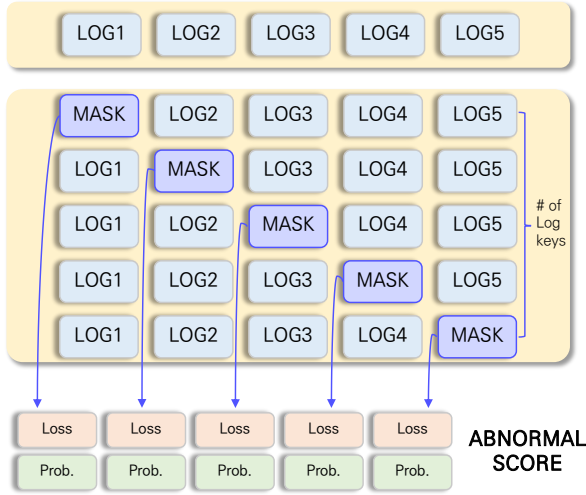


Figure 4. Test phase process.

abnormal score. If the values of all the log keys are used as the abnormal score, it may cause confusion in recognizing the scores of the abnormal and normal logs. Accordingly, the values calculated from the Top-k number of log keys were aggregated and the final abnormal score was calculated in the proposed LAnoBERT. In this study, k is set to 6.

The prediction error proposed in this study and the abnormal score of the predictive probability can be defined as follows. When a log sequence is defined as $L = (w_1, w_2, \dots, w_N)$, one sequence is generated by the number of log keys to calculate the predictive probability and prediction error. The tokens are then repeatedly replaced with the [MASK] token each; if the n-th token is [MASK], the sequence can

be defined as $\hat{L}_1 = ([MASK], w_2, \dots, w_N)$. The number of log sequences used for prediction is identical to the length of the log sequence; thus, the prediction error of the i-th log sequence refers to the error value between the logit value calculated in \hat{L}_i and the label. Additionally, the predictive probability of the i-th log sequence refers to the maximum predictive probability of the word that belongs to the [MASK] position as an answer in \hat{L}_i . The prediction error and predictive probability can be obtained by N number of log sequences, which are named $error_i$ and $prob_i$, respectively. A top k value is selected from the set of calculated prediction error and predictive probability to compute an average value, and then the final abnormal score is calculated. The equations for calculating the abnormal scores of a test log are shown in Eq. (4) and Eq. (5).

$$abnormal_{error} = \sum_i^k \frac{error_1 + error_2 + \dots + error_k}{k} \quad (4)$$

$$abnormal_{prob} = \sum_i^k \frac{prob_1 + prob_2 + \dots + prob_k}{k} \quad (5)$$

5. Experimental Setting

5.1. Datasets

In this study, HDFS(Xu et al., 2009) and BGL(Oliner & Stearley, 2007) datasets were used as the benchmark log datasets for a fair comparison with previous studies. The

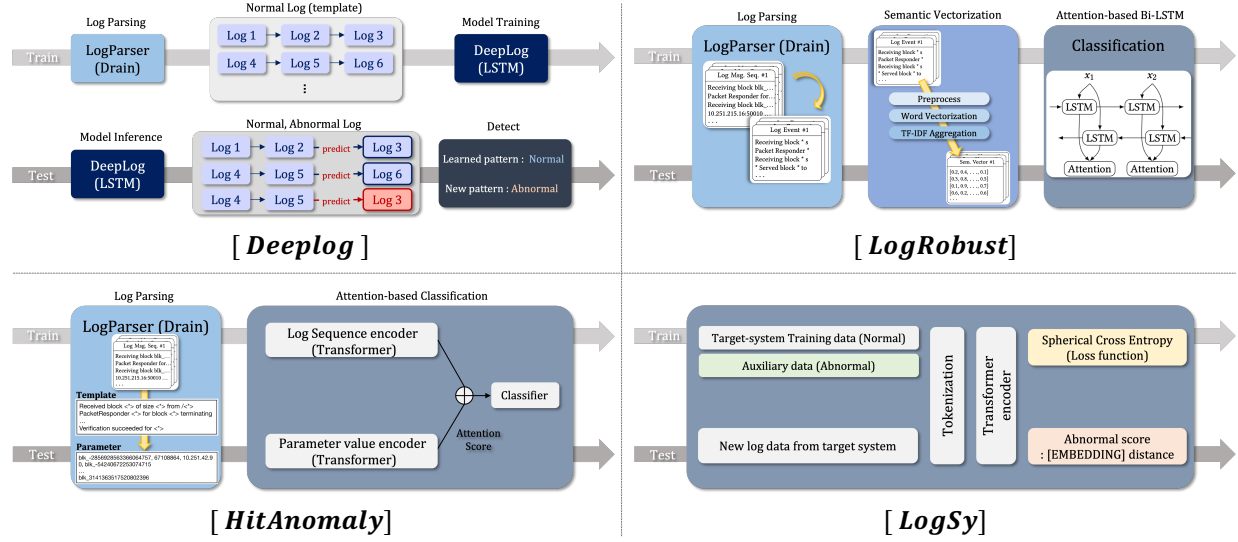


Figure 5. Benchmark models for log anomaly detection.

Table 1. Number of logs in each dataset used in LAnoBERT

Dataset	Type	Train	Test
HDFS	normal	8,712,418 (446,578 blocks)	2,463,201 (128,483 blocks)
	abnormal	-	138,410 (16,838 blocks)
BGL	normal	3,496,193	903,310
	abnormal	-	46,283

two datasets include answer labels, and the generalization performance of the system log anomaly detection model can be verified as the data are deduced from different systems. HDFS(Xu et al., 2009), which is the Hadoop Distributed File System, is log data generated from a private cloud environment where one log consists of multiple log sequences. BGL(Oliner & Stearley, 2007) includes data consisting of logs generated in the Blue Gene/L supercomputer where one log has one log sequence. Among the two datasets, HDFS is known to have a relatively simpler architecture compared to the BGL data (Nedelkoski et al., 2020b). The number of normal and abnormal log sequences (blocks) included in the training and test datasets used in this study is presented in Table 1.

5.2. Benchmark Methods

In this section, the benchmark models for comparing the performance with LAnoBERT among various log anomaly detection models are explained. This study selected benchmark models depending on the user of the log parser and whether learning was supervised or unsupervised. The four selected models were DeepLog (Du et al., 2017), LogRobust

(Zhang et al., 2019), HitAnomaly (Huang et al., 2020), and LogSy (Nedelkoski et al., 2020b); 1) The structural differences between the models, 2) the method of preprocessing the log data during training and test, and 3) the anomaly detection method are clearly illustrated in Figure 5.

DeepLog (Du et al., 2017) is an unsupervised learning-based model and uses an LSTM architecture. A LogParser specialized for log data is used to generate the input values of LSTM, and the word for the subsequent step is predicted. If the word appearing in the next step is of a trained pattern, it is determined as normal; otherwise, it is determined as abnormal.

LogRobust (Zhang et al., 2019) is a supervised learning-based model and uses an attention-based bi-LSTM architecture. A LogParser specialized for log data is used, and the value is used to generate the TF-IDF and word semantic vector to extract the features of the log data. Both normal and abnormal log data are used for training to solve the classification problem.

HitAnomaly (Huang et al., 2020) is a supervised learning-based model and uses a transformer architecture. It also defines the LogParser specialized for log data as a standardized template and the information replaced with a template as parameters to encode each value. Two features of the normal and abnormal log data are combined with attention to solve classification problems.

LogSy (Nedelkoski et al., 2020b) is a supervised learning-based model and uses a transformer architecture. It is an anomaly detection method free from the use of a log parser because the log values are preprocessed using a tokenizer (Nedelkoski et al., 2020b). Both normal and abnormal log

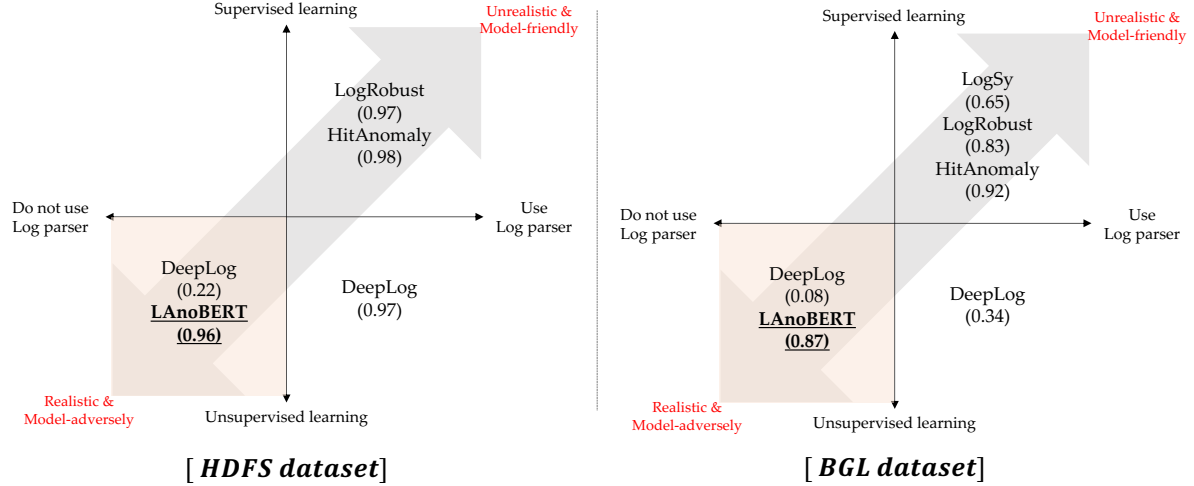


Figure 6. Comparison with LAnoBERT and four benchmark models in realistic scenarios.

Table 2. Anomaly detection evaluation criteria

	Normal	Abnormal
Normal	True Negative	False Positive
Abnormal	False Negative	True Positive

data are used, but the data generated from different systems and a distance-based loss function are used.

5.3. Evaluation Metrics

The F1 score that is dependent on the threshold and AUROC, which is independent of the threshold, were used as evaluation metrics in this study. Most studies on anomaly detection use AUROC as the evaluation metric in general, whereas previous studies that approached log anomaly detection as a binary classification problem used the best F1 score to record the performance; hence, both these metrics were used in this study for comparison with previous studies. When the threshold of the models in anomaly detection are determined, the confusion matrix presented in Table 2 is generated depending on the actual anomaly case and the anomaly detected by the models. The recall and precision are calculated from the confusion matrix using Eq. (6) and Eq. (7), and the F1 score is calculated using Eq. (8) based on the harmonic mean of the two metrics.

$$precision = \frac{TP}{TP + FP} \quad (6)$$

$$recall = \frac{TP}{TP + FN} \quad (7)$$

$$F1 \text{ score} = 2 * \frac{precision * recall}{precision + recall} \quad (8)$$

The F1 score calculated using Eq. (8) is a metric influenced by the threshold of a model and cannot guarantee the reliability of the fundamental performance of an anomaly detection model; hence, AUROC, which is an evaluation metric unaffected by the threshold was also calculated. AUROC calculates the false positive rate (FAR) and true positive rate (TPR) for all the threshold candidates, and then illustrates a receiver operating characteristic curve with the FAR as the x-axis and TPR as the y-axis to calculate the area of the base side. The AUROC value is closer to 1 because the anomaly detection model has a better performance, whereas a random model has a value closer to 0.5.

The best F1 score threshold cannot be determined in advance in this study because the log anomaly detection experiment is conducted with only normal data for training. Therefore, the best F1 score was calculated using the threshold that represents the best performance theoretically for the test dataset, and the same method was used to calculate the best F1 score of benchmark studies for a fair comparison. Additionally, benchmark studies examined the performance using only the F1 score; however, this study also utilized AUROC, which is an evaluation metric that is not affected by the threshold to examine the performance. DeepLog (Du et al., 2017) determines anomalies based on whether the predicted value is included in the top k candidate set; therefore, an abnormal score is not defined, whereas LogRobust (Zhang et al., 2019) and HitAnomaly (Huang et al., 2020) cannot calculate an abnormal score because they are classification models. Furthermore, LogSy (Nedelkoski et al., 2020b) is a model defining the abnormal score but does not have an

Table 3. Performance of our model and the unsupervised and supervised baseline model

	Type	Log Parser	HDFS	BGL
			F1 Score	F1 Score
DeepLog (Original)	unsupervised	O	0.9600	-
DeepLog (Re implementation)	unsupervised	O	0.8862	0.3439
DeepLog (Re implementation)	unsupervised	X	0.2212	0.0881
LogSy	supervised	X	-	0.6500
LogRobust	supervised	O	0.9700	0.8300
HitAnomaly	supervised	O	0.9800	0.9200
LAnoBERT (Predictive Loss)	unsupervised	X	0.9123	0.6932
LAnoBERT (Predictive Prob.)	unsupervised	X	<u>0.9645</u>	<u>0.8749</u>

open code. Therefore, it is impossible to calculate AUROC for the baseline models for a comparison; the F1 score and performance of AUROC of LAnoBERT are presented in Table 4 and 5.

6. Results

To verify the excellence of the proposed methodology, this study compared an unsupervised and a supervised learning-based anomaly detection model. Moreover, the use of a parser was recorded for comparison because the performance of the log anomaly detection significantly varies depending on the use of a log parser.

6.1. Anomaly Detection Performance

Table 3 presents the comparison of the log anomaly detection performance between the LAnoBERT proposed in this study and the four models including unsupervised learning-based DeepLog and supervised learning-based LogSy, LogRobust, and HitAnomaly. Because an open code is available for DeepLog, the original performance proposed in this study and the re-implementation performance reenacted by the research team are both shown; there is no open code available for the three supervised learning-based models; therefore, only the performance proposed in this study is shown. Furthermore, DeepLog was evaluated using the HDFS dataset in the original study; therefore, the original performance of the BGL data is not shown. By contrast, LogSy was evaluated using only the BGL dataset; therefore, the performance of the HDFS dataset is not shown. Overall, the performance of the BGL dataset was found to be lower than that of the HDFS dataset because the BGL dataset has

a more complicated structure than that of the HDFS dataset as reported in a previous study (Huang et al., 2020).

The performance of DeepLog was measured when a log parser was used and not used based on the open code. Drain parser was used as a log parser for consistency with the original paper; preprocessing was performed as in LAnoBERT when a log parser was not used, and the performance was measured by training the model. As shown in the results, the performance was significantly degraded when a log parser was not used for both the HDFS and BGL datasets. As HDFS data is preprocessed and the encoded data is open in the code, a fairly high performance of 0.8862 was measured. However, this performance value is still considerably lower than the value in the original paper. Additionally, a very low performance of 0.2212 was measured when the log parser was not used. Based on the two results, the performance was decreased by 0.665 depending on the use of a log parser. These results indicate that the log anomaly detection performance is heavily dependent on a parser. It was impossible to train using the workflow of DeepLog because the BGL data were not examined in the original paper, and only a log parser was used for preprocessing. Hence, a very low performance of 0.3439 was measured. Therefore, it can be confirmed that the workflow process involving human intervention had a major contribution to the performance in the DeepLog model. The performance recorded 0.0881 when a log parser was not used, which also signifies that the role of a parser is significant in these data.

The results of LogSy (Nedelkoski et al., 2020b) show that the performance is noticeably poor when a classification problem is solved using the normal and abnormal log data

generated from different systems. In other words, classification was performed using the normal data of the BGL and abnormal data of a dataset other than BGL. The model that did not use a log parser recorded a low performance of 0.6500 even when a problem was solved using the following method, and the performance was still fairly low without a log parser even when the problem was solved based on supervised learning.

As presented in Table 3, LAnoBERT recorded an adequate performance in both the HDFS and BGL datasets. The F1 score was 0.9123 when a predictive loss was used as the anomaly score of LAnoBERT, which is better than the case of reenacting DeepLog which is an unsupervised learning-based method using a log parser. Moreover, the F1 score was 0.9645, which was improved further when the predictive probability was used as the abnormal score. The performance is significantly better than the DeepLog reimplementation and also comparable to the detection performance of LogRobust and HitAnomaly, which are parser-based supervised learning methodologies that are designed to be the most advantageous from the modeling perspective.

The F1 score was 0.6932 when a predictive loss was used for the BGL data, which is not a significant improvement compared to benchmark models. Therefore, there is a limitation in effectively finding anomalies in the log system by simply using an anomaly score that quantifies the difference between the logit value deduced during test and the actual label. However, a better performance of 0.8749 compared to benchmark methods was recorded when the predictive probability was used. This performance is significant in that it achieved better performance than supervised learning-based LogSy and LogRobust without using a parser, despite the models being trained based on unsupervised learning. Additionally, HitAnomaly is a transformer-based model and uses the same architecture as LAnoBERT: supervised learning-based using a parser; however, the F1 score differed by only 0.0451 from LAnoBERT. Based on these results, it can be confirmed that LAnoBERT was effective for log anomaly detection by calculating the abnormal score considering the context and pre-training of MLM. When predictive probability is used, the cases where context that has not learned the normal log data appear can be identified more accurately than when a predictive loss is used. Therefore, the architecture of LAnoBERT is extremely intuitive and applicable in realistic situations compared to benchmark models.

Furthermore, it is critical to perform log anomaly detection in actual systems. Most of the data are normal logs because log data are collected in real time. Therefore, performing anomaly detection based on binary classification using both normal and abnormal log data entails a significant limitation for application in actual systems. Figure 6 shows the four cases of supervised and unsupervised learning, with and

without the use of a parser. The supervised and parser case in the first quadrant is the easiest to secure the performance of a model under the most unrealistic assumption, whereas the unsupervised and parser case in the third quadrant is the most realistic assumption but the hardest to secure the performance of a model. In the most difficult case, the proposed LAnoBERT exhibited a similar level of performance as the benchmark models with the easiest assumption for two datasets (HDFS) or even better performance than certain benchmark models (BGL). Consequently, the LAnoBERT model proposed in this study appears to be a reasonable model that can be applied in actual circumstances.

As explained earlier, supervised learning-based models are still proposed for the system log anomaly detection. The proposed model achieved better performance than LogSy, which is a supervised learning-based model, and the LogRobust model, which uses a parser and is a supervised learning-based model. LAnoBERT recorded excellent detection performance than certain supervised learning-based baseline models in the most unfair comparison environment. In other words, LAnoBERT is a model trained in the most realistic yet disadvantageous environment and is a robust model exhibiting more outstanding or similar performance compared to other baseline models in the most unrealistic and advantageous environment.

Table 4 lists the F1 score and AUROC performance of LAnoBERT. The performance of benchmark models was not measured using AUROC, which is a frequently used evaluation metric in anomaly detection. benchmark models may score highly for the best F1 score to exhibit the best performance; however, they are limited in identifying whether the model has high reliability regardless of the threshold. Therefore, the performances of the two evaluation metrics were determined for LAnoBERT, and the results showed that the F1 score is similar to that of the other models evaluated in a relatively more advantageous environment. By contrast, a high AUROC value closer to 1, which indicates that a model is most idealistic, was obtained. Consequently, even if threshold-dependent detection performance metrics other than the F1 score are used, LAnoBERT can be regarded as a highly reliable system log anomaly detection model with remarkably outstanding performance.

6.2. Performance according to the BERT learning method

BERT includes models pre-trained with natural language, and the pre-trained model typically resulted in excellent performance in various natural language processing tasks. Therefore, a comparative experiment was conducted for LAnoBERT, which was pre-trained with natural language. The experimental results are presented in Table 5.

When the BERT model pre-trained with natural language

Table 4. Performance of our model (F1 Score, AUROC)

	Type	Log Parser	HDFS		BGL	
			F1-Score	AUROC	F1-Score	AUROC
LAnoBERT (Predictive Prob.)	Unsupervised	X	0.9645	0.9901	0.8749	0.9721

Table 5. Performance of initialized LAnoBERT and pretrained LAnoBERT

	Type	Log Parser	Training	HDFS		BGL	
				F1-Score	AUROC	F1-Score	AUROC
LAnoBERT (Predictive Prob.)	Unsupervised	X	initialized	0.9645	0.9901	0.8749	0.9721
LAnoBERT (Predictive Prob.)	Unsupervised	X	Pretrained	0.9304	0.9659	0.9020	0.9912

was used, MLM was additionally performed after importing the pre-trained model. Pre-training has already been performed with massive natural language data, and thus, it can be interpreted that task adaptive pre-training (Gururangan et al., 2020) was conducted with the log data. Table 5 presents the result of training 6,000 steps with a batch size of 15 per 2080 ti for a total of two 2080 ti's.

When the BERT model pre-trained with natural language was used, the F1 score in the BGL data was 0.9020, which was improved by 0.0271 compared to the model trained from scratch; by contrast, the F1 score in the HDFS data was 0.9304, which was decreased by 0.0341 compared to the model trained from scratch. These results indicate that the HDFS data consisting of a very simple log structure have a degraded performance when a model that has learned the context of natural language is used. The number of vocabularies in the HDFS dataset after preprocessing is only 200, which is very few for expressing the context of natural language; hence, the pre-training presumably had a negative effect on anomaly detection. Conversely, BGL data with a relatively more complicated structure has a total of 1,000 vocabularies after preprocessing. This supports the fact that the BGL dataset is a more complicated dataset than HDFS, and there are cases where natural language is included in the log data with this number of vocabularies. Therefore, if appropriate training is performed additionally for a model that has learned the context of natural language, the anomaly detection performance can be improved compared to other models that have not been pre-trained. The experimental results in Table 5 show that the log data containing natural language can have a similar form as human language and that pre-trained BERT can be effectively applied.

7. Conclusion

This study proposed LAnoBERT, which is an unsupervised learning-based system log anomaly detection model where

a parser is not used. The proposed LAnoBERT learned the context of normal log data using marked language modeling, and abnormal logs were detected based on the prediction error and predictive probability during test. In terms of the nature of the system log, normal and abnormal data have similar characteristics; thus, a new score calculation method is proposed for defining the abnormal score based on the top-k predictive probability. The proposed model exhibited the best performance compared to the compared models, and better performance compared to some supervised learning-based models. The performance of benchmark models is heavily dependent on the use of a log parser, whereas LAnoBERT is a robust model that is not dependent on a log parser.

Despite excellent anomaly detection performance proven through experiments, LAnoBERT proposed in this study has the following limitations based on which future research will be directed. First, the proposed model recorded the performance for the HDFS and BGL datasets, which are typical datasets used in log anomaly detection. With respect to scalability, however, additional research is necessary for other system logs not considered in this study. The performance of the proposed model should be evaluated through experiments using log data generated from different systems. Additional methodologies for improving the generalization performance in a variety of system logs should be studied. Second, the proposed model uses the original architecture of BERT and requires an extensive amount of time to learn large-scale log data. Therefore, the training time should be shortened by effectively selecting the log data necessary for training, and a lighter model should be constructed to perform research on real-time anomaly detection. Third, the proposed model constructs a BERT model per dataset to perform anomaly detection. The log data from different systems show different aspects; however, if a pre-trained log model consisting of vocabularies that can accurately understand the nature of log data as the original BERT can be con-

structured, it can contribute to the performance improvement as a model specialized for log domains.

References

- Brown, A., Tuor, A., Hutchinson, B., and Nichols, N. Recurrent neural network attention mechanisms for interpretable system log anomaly detection. In *Proceedings of the First Workshop on Machine Learning for Computing Systems, MLCS'18*, New York, NY, USA, 2018. Association for Computing Machinery. ISBN 9781450358651. doi: 10.1145/3217871.3217872. URL <https://doi.org/10.1145/3217871.3217872>.
- Cinque, M., Cotroneo, D., and Pecchia, A. Event logs for the analysis of software failures: A rule-based approach. *IEEE Transactions on Software Engineering*, 39(6):806–821, 2013. doi: 10.1109/TSE.2012.67.
- Clark, K., Khandelwal, U., Levy, O., and Manning, C. D. What does BERT look at? an analysis of BERT’s attention. In *Proceedings of the 2019 ACL Workshop BlackboxNLP: Analyzing and Interpreting Neural Networks for NLP*, pp. 276–286, Florence, Italy, August 2019. Association for Computational Linguistics. doi: 10.18653/v1/W19-4828. URL <https://aclanthology.org/W19-4828>.
- Devlin, J., Chang, M.-W., Lee, K., and Toutanova, K. BERT: Pre-training of deep bidirectional transformers for language understanding. In *Proceedings of the 2019 Conference of the North American Chapter of the Association for Computational Linguistics: Human Language Technologies, Volume 1 (Long and Short Papers)*, pp. 4171–4186, Minneapolis, Minnesota, June 2019. Association for Computational Linguistics. doi: 10.18653/v1/N19-1423. URL <https://aclanthology.org/N19-1423>.
- Du, M. and Li, F. Spell: Streaming parsing of system event logs. In *2016 IEEE 16th International Conference on Data Mining (ICDM)*, pp. 859–864, 2016. doi: 10.1109/ICDM.2016.0103.
- Du, M., Li, F., Zheng, G., and Srikumar, V. Deeplog: Anomaly detection and diagnosis from system logs through deep learning. In *Proceedings of the 2017 ACM SIGSAC Conference on Computer and Communications Security, CCS '17*, pp. 1285–1298, New York, NY, USA, 2017. Association for Computing Machinery. ISBN 9781450349468. doi: 10.1145/3133956.3134015. URL <https://doi.org/10.1145/3133956.3134015>.
- Elnaggar, A., Heinzinger, M., Dallago, C., Rehawi, G., Yu, W., Jones, L., Gibbs, T., Feher, T., Angerer, C., Steinegger, M., Bhowmik, D., and Rost, B. Prottrans: Towards cracking the language of lifes code through self-supervised deep learning and high performance computing. *IEEE Transactions on Pattern Analysis and Machine Intelligence*, pp. 1–1, 2021. doi: 10.1109/TPAMI.2021.3095381.
- Gururangan, S., Marasović, A., Swayamdipta, S., Lo, K., Beltagy, I., Downey, D., and Smith, N. A. Don’t stop pretraining: Adapt language models to domains and tasks. In *Proceedings of the 58th Annual Meeting of the Association for Computational Linguistics*, pp. 8342–8360, Online, July 2020. Association for Computational Linguistics. doi: 10.18653/v1/2020.acl-main.740. URL <https://aclanthology.org/2020.acl-main.740>.
- Hansen, S. E. and Atkins, E. T. Automated system monitoring and notification with swatch. In *LISA*, volume 93, pp. 145–152, 1993.
- He, P., Zhu, J., Zheng, Z., and Lyu, M. R. Drain: An online log parsing approach with fixed depth tree. *2017 IEEE International Conference on Web Services (ICWS)*, pp. 33–40, 2017.
- Huang, S., Liu, Y., Fung, C., He, R., Zhao, Y., Yang, H., and Luan, Z. Hitanomaly: Hierarchical transformers for anomaly detection in system log. *IEEE Transactions on Network and Service Management*, 17(4):2064–2076, 2020.
- Jawahar, G., Sagot, B., and Seddah, D. What does BERT learn about the structure of language? In *Proceedings of the 57th Annual Meeting of the Association for Computational Linguistics*, pp. 3651–3657, Florence, Italy, July 2019. Association for Computational Linguistics. doi: 10.18653/v1/P19-1356. URL <https://aclanthology.org/P19-1356>.
- Joshi, M., Chen, D., Liu, Y., Weld, D. S., Zettlemoyer, L., and Levy, O. Spanbert: Improving pre-training by representing and predicting spans. *Transactions of the Association for Computational Linguistics*, 8:64–77, 2020.
- Kim, G., Yi, H., Lee, J., Paek, Y., and Yoon, S. Lstm-based system-call language modeling and robust ensemble method for designing host-based intrusion detection systems. *CoRR*, abs/1611.01726, 2016. URL <http://arxiv.org/abs/1611.01726>.
- Lample, G. and Conneau, A. Cross-lingual language model pretraining. *CoRR*, abs/1901.07291, 2019. URL <http://arxiv.org/abs/1901.07291>.
- Liu, P., Yuan, W., Fu, J., Jiang, Z., Hayashi, H., and Neubig, G. Pre-train, prompt, and predict: A systematic survey of prompting methods in natural language processing, 2021.

- Liu, Y., Ott, M., Goyal, N., Du, J., Joshi, M., Chen, D., Levy, O., Lewis, M., Zettlemoyer, L., and Stoyanov, V. Roberta: A robustly optimized bert pretraining approach. *arXiv preprint arXiv:1907.11692*, 2019.
- Nedelkoski, S., Bogatinovski, J., Acker, A., Cardoso, J., and Kao, O. Self-attentive classification-based anomaly detection in unstructured logs. In *2020 IEEE International Conference on Data Mining (ICDM)*, pp. 1196–1201, 2020a. doi: 10.1109/ICDM50108.2020.00148.
- Nedelkoski, S., Bogatinovski, J., Acker, A., Cardoso, J., and Kao, O. Self-attentive classification-based anomaly detection in unstructured logs. In *2020 IEEE International Conference on Data Mining (ICDM)*, pp. 1196–1201. IEEE, 2020b.
- Oliner, A. and Stearley, J. What supercomputers say: A study of five system logs. In *37th Annual IEEE/IFIP International Conference on Dependable Systems and Networks (DSN’07)*, pp. 575–584. IEEE, 2007.
- Oprea, A., Li, Z., Yen, T.-F., Chin, S. H., and Alrwais, S. Detection of early-stage enterprise infection by mining large-scale log data. In *2015 45th Annual IEEE/IFIP International Conference on Dependable Systems and Networks*, pp. 45–56. IEEE, 2015.
- Petroni, F., Rocktäschel, T., Riedel, S., Lewis, P., Bakhtin, A., Wu, Y., and Miller, A. Language models as knowledge bases? In *Proceedings of the 2019 Conference on Empirical Methods in Natural Language Processing and the 9th International Joint Conference on Natural Language Processing (EMNLP-IJCNLP)*, pp. 2463–2473, Hong Kong, China, November 2019. Association for Computational Linguistics. doi: 10.18653/v1/D19-1250. URL <https://aclanthology.org/D19-1250>.
- Prewett, J. E. Analyzing cluster log files using logsurfer. In *Proceedings of the 4th Annual Conference on Linux Clusters*. Citeseer, 2003.
- Radford, A., Wu, J., Child, R., Luan, D., Amodei, D., Sutskever, I., et al. Language models are unsupervised multitask learners. *OpenAI blog*, 1(8):9, 2019.
- Raffel, C., Shazeer, N., Roberts, A., Lee, K., Narang, S., Matena, M., Zhou, Y., Li, W., and Liu, P. J. Exploring the limits of transfer learning with a unified text-to-text transformer. *Journal of Machine Learning Research*, 21(140): 1–67, 2020. URL <http://jmlr.org/papers/v21/20-074.html>.
- Rao, R., Meier, J., Sercu, T., Ovchinnikov, S., and Rives, A. Transformer protein language models are unsupervised structure learners. In *International Conference on Learning Representations*, 2020.
- Schick, T. and Schütze, H. Exploiting cloze-questions for few-shot text classification and natural language inference. In *Proceedings of the 16th Conference of the European Chapter of the Association for Computational Linguistics: Main Volume*, pp. 255–269, Online, April 2021. Association for Computational Linguistics. doi: 10.18653/v1/2021.eacl-main.20. URL <https://aclanthology.org/2021.eacl-main.20>.
- Simache, C. and Kaaniche, M. Availability assessment of sunos/solaris unix systems based on syslogd and wtmpx log files: A case study. In *11th Pacific Rim International Symposium on Dependable Computing (PRDC’05)*, pp. 8 pp.–, 2005. doi: 10.1109/PRDC.2005.20.
- Taylor, W. L. “cloze procedure”: A new tool for measuring readability. *Journalism quarterly*, 30(4):415–433, 1953.
- Tenney, I., Das, D., and Pavlick, E. BERT rediscovers the classical NLP pipeline. In *Proceedings of the 57th Annual Meeting of the Association for Computational Linguistics*, pp. 4593–4601, Florence, Italy, July 2019. Association for Computational Linguistics. doi: 10.18653/v1/P19-1452. URL <https://aclanthology.org/P19-1452>.
- Vaswani, A., Shazeer, N., Parmar, N., Uszkoreit, J., Jones, L., Gomez, A. N., Kaiser, L. u., and Polosukhin, I. Attention is all you need. In Guyon, I., Luxburg, U. V., Bengio, S., Wallach, H., Fergus, R., Vishwanathan, S., and Garnett, R. (eds.), *Advances in Neural Information Processing Systems*, volume 30. Curran Associates, Inc., 2017.
- Wu, Y., Schuster, M., Chen, Z., Le, Q. V., Norouzi, M., Macherey, W., Krikun, M., Cao, Y., Gao, Q., Macherey, K., et al. Google’s neural machine translation system: Bridging the gap between human and machine translation. *arXiv preprint arXiv:1609.08144*, 2016.
- Xu, W., Huang, L., Fox, A., Patterson, D., and Jordan, M. I. Detecting large-scale system problems by mining console logs. In *Proceedings of the ACM SIGOPS 22nd symposium on Operating systems principles*, pp. 117–132, 2009.
- Yang, Z., Dai, Z., Yang, Y., Carbonell, J., Salakhutdinov, R. R., and Le, Q. V. Xlnet: Generalized autoregressive pretraining for language understanding. *Advances in neural information processing systems*, 32, 2019.
- Yen, T.-F., Oprea, A., Onarlioglu, K., Leetham, T., Robertson, W., Juels, A., and Kirda, E. Beehive: Large-scale log analysis for detecting suspicious activity in enterprise networks. In *Proceedings of the 29th Annual Computer Security Applications Conference*, pp. 199–208, 2013.

Zhang, X., Xu, Y., Lin, Q., Qiao, B., Zhang, H., Dang, Y., Xie, C., Yang, X., Cheng, Q., Li, Z., et al. Robust log-based anomaly detection on unstable log data. In Proceedings of the 2019 27th ACM Joint Meeting on European Software Engineering Conference and Symposium on the Foundations of Software Engineering, pp. 807–817, 2019.