

Semantic Foundations of Seraph Continuous Graph Query Language

Emanuele Falzone
emanuele.falzone@polimi.it
Politecnico di Milano

Riccardo Tommasini
riccardo.tommasini@ut.ee
University of Tartu

Emanuele Della Valle
emanuele.dellavalle@polimi.it
Politecnico di Milano

Petra Selmer
petra.selmer@neo4j.com
Neo4j

Stefan Plantikow
stefan.plantikow@neo4j.com
Neo4j

Hannes Voigt
hannes.voigt@neo4j.com
Neo4j

Keith Hare
keith.hare@neo4j.com
Neo4j

Ljubica Lazarevic
ljubica.lazarevic@neo4j.com
Neo4j

Tobias Lindaaker
tobias.lindaaker@neo4j.com
Neo4j

ABSTRACT

The scientific community has been studying graph data models for decades. Their high expressiveness and elasticity led the scientific community to design a variety of graph data models and graph query languages, and the practitioners to use them to model real-world cases and extract useful information. Recently, property graphs and, in particular, Cypher 9 (the first open version of the well-known Neo4j Inc.'s language) are gaining popularity. Practitioners find Cypher useful and applicable in many scenarios. However, we are living in a streaming world where data continuously flows. A growing number of Cypher's users show interest in continuously querying graph data to act in a timely fashion. Indeed, Cypher lacks the features for dealing with streams of (graph) data and continuous query evaluation. In this work, we propose Seraph, an extension of Cypher, as a first attempt to introduce streaming features in the context of property graph query languages. Specifically, we define Seraph semantics, we propose a first version of Seraph syntax, and we discuss the potential impacts from a user perspective.

1 INTRODUCTION

In the near future, graph processing systems and languages will have to address several challenges like the combination of different workloads, scalability beyond existing boundaries, and the need for new abstractions for querying and analysing [21]. In particular, we are living in a world where data continuously flows, and users demand to decide and act promptly to changes [27]. The growing popularity of sensors and smart-devices is pushing the boundaries of existing data systems. While real-time analytics is becoming central in data science projects, new languages are emerging to allow data scientists to express complex information needs and perform the analyses in real-time [18]. For instance, several streaming SQL extensions allow writing queries that compute every minute the average number of people crossing the road in the last 5 minutes. [26]. However, such SQL extensions are inadequate to deal with the connected nature of many real-world scenarios, which, indeed, require graph data. Frequently, in those scenarios, Data Engineers have to craft highly complex ad-hoc solutions to perform continuous computations over streams of graphs. In practice, a

usable declarative language for graph stream processing is still missing.

In recent years, different vendors put a lot of effort into designing graph query languages [2, 3, 14, 16, 22, 28, 29]. In practice, the language ecosystem around property graphs is flourishing, and it is the best on-ramp to the graph query language (GQL) standard¹ being developed by ISO. Among the others, Cypher [14], which was designed and implemented at Neo4j Inc.² in 2011, proved to be useful and applicable in many scenarios [8, 13, 17, 19, 20]. Moreover, it was open-sourced in 2015 under the name of OpenCypher³ and is currently at the centre of the standardization process. In this paper, we attack the problem of querying streams of property graphs starting from OpenCypher. In particular, we specify the syntax and the semantics of Seraph, a declarative language for the continuous query evaluation over streams of property graphs, aiming at answering the following research question:

Is it possible to compositionally extend the semantics and the syntax of Cypher to handle streams of property graphs and continuous queries?

Outline. In Section 2, we briefly illustrate a step-by-step running example, discussing the requirements that led to the formalization Seraph. We provide an overview of the core of Cypher in Section 3, providing the preliminary knowledge needed to formalize Seraph. The formal specification of the semantics of Seraph is given in Section 4 together with an initial version of its syntax. A system prototype, along with a performance evaluation, is presented in Section 5. Section 6 illustrates real-world use cases. Section 7 covers related works on other graph data models and graph query languages. Future work and conclusions are given in Section 8 and Section 9, respectively.

2 SERAPH BY EXAMPLE

In this section, we introduce a running example, discussing the language requirements that led to the formalization of the syntax and semantics of Seraph.

¹<https://www.gqlstandards.org/>

²<https://neo4j.com/>

³<https://www.opencypher.org/>

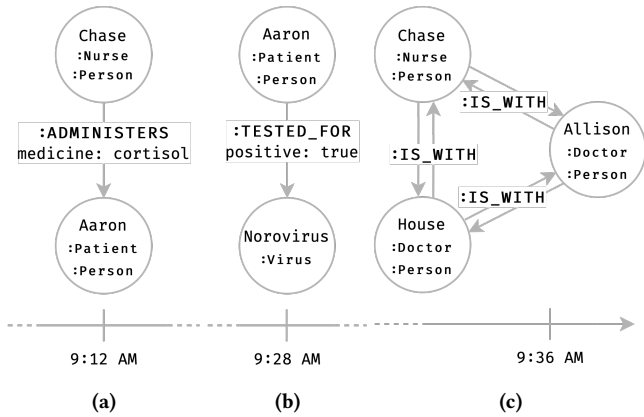


Figure 1: Stream of graphs representing the events captured into the Kafka Hospital Deployment.

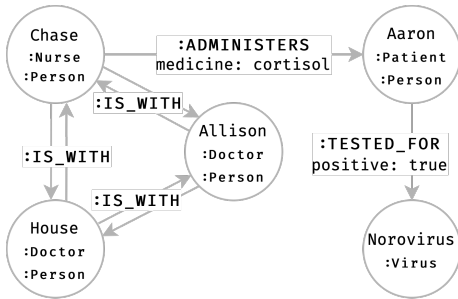


Figure 2: Graph resulting from loading of the events from 9:12 AM to 9:36 AM into a Neo4j instance.

The Princeton–Plainsboro Teaching Hospital (PPTH) is known as one of the hospitals with the lowest mortality rate. To protect both patients and hospital personnel, it has a series of strict policies to prevent the diffusion of viruses inside the buildings. Such policies are continuously revised, and Dr. Lisa Cuddy, the hospital’s head administrator, continuously searches for new tools and methodologies that can contribute towards her goal.

Recently, she realizes that a system able to track the contacts between infected patients and hospital personnel would be very efficient for prevention. Indeed, identifying hospital operators that, in the last 4 hours, have been in contact with a patient that tested positive for a specific virus would be very useful: such operators would then be tested for the virus at the beginning of the next shift. Considering the high transmissibility and potential damage of viruses, Dr. Lisa Cuddy requires such information to be computed in real-time to notify the hospital operator about the possible infection. Such operators are required to objectively evaluate the risk and adopt countermeasures to prevent the virus’s diffusion.

PPTH uses a complex system, Galileo, that assists each hospital operator in daily routines and collects information about every event inside the hospital. In particular, it stores every event in the form of property graphs inside the Kafka Hospital Deployment (KHD).

```

1 MATCH (i:Patient)-[:TESTED_FOR {positive:true}]->(v:Virus),
2     (p:Person)-[:ADMINISTERS|IS_WITH*1..3]-(i)
3 RETURN DISTINCT p.name, v.name
    
```

Figure 3: Cypher query to retrieve the hospital personnel to be tested for viruses.

"Person"	"Virus"
"Chase"	"Norovirus"
"House"	"Norovirus"
"Allison"	"Norovirus"

Table 1: Results of the Cypher query evaluation.

The timeline reported in Figure 1 illustrates the events collected by Galileo from 9:12 AM to 9:36 AM. Let us discuss the events in detail.

- **9:12 AM** As typically happens in hospitals, nurses administer medicines to patients. Chase, a recently employed nurse, gives Aaron a dose of Cortisol. Figure 1a depicts the graph representing such an event.
- **9:36 AM** Patients are periodically tested for viruses for both diagnosis and prevention purposes. Aaron tested positive for a Norovirus. Figure 1b depicts the graph representing such an event.
- **9:28 AM** Allison, an experienced doctor, Dr. Gregory House, a genius diagnostician, and Chase are having a differential diagnosis meeting. Figure 1c depicts the graph representing such an event.

Unfortunately, Galileo is not able to track the contacts between infected patients and hospital personnel. Consequently, Dr. Lisa Cuddy asks Elliot Alderson, the lead data scientist, to investigate a solution. As a first step, Elliot asks Angela Moss, a member of the data engineering team, to load the events from 9:12 AM to 9:36 AM into a Neo4j instance, obtaining the graph reported in Figure 2.

Then, with the help of Dr. House, Elliot designed a Cypher query that retrieves the people to be tested for diseases. Dr. House realized that it is not sufficient to retrieve the people that administer medicine to infected patients. Due to the high transmissibility of the viruses, the colleagues, who have been in contact with the potentially infected hospital operator, have to be tested for the viruses.

Consider the query reported in Figure 3. Line 1 exploits the **MATCH** clause to retrieve the patients *i* that tested positive for a virus *v*. Line 2 uses a variable-length path on **ADMINISTERS** and **IS_WITH** relationships to match the people *p* to match the people that the infected patient *i* may have met. Finally, Line 3 uses the **RETURN** clause to project the name of the virus *v* and the name of the people *p* to be tested for such a virus. Table 1 reports the result of the query evaluation. As expected, both Chase, Allison, and House should be tested for the Norovirus.

Elliot is now provided with the query that computes the information need. However, there are aspects of the data pipeline that Elliot cannot directly configure. Indeed, the query has to be continuously evaluated on the events triggered in the last 4 hours. Moreover,

Elliot expects the results to be computed as soon as the underlying data is available. In particular, he wants to get Chase returned at 9:28 AM and Allison and House at 9:36 AM. Usually, Elliot relies on Angela to configure such aspects of the data pipeline.

However, Angela acts like a bottleneck: every time Elliot has a new information need, he has to wait for Angela to deploy and configure the data pipeline. Elliot would like to have the ability to manage these aspects through the query language directly. In this way, Elliot would no longer depend on Angela. Moreover, Angela could spend all her time taking care of the management of the technological infrastructure.

Elliot and Angela worked together on a solution. They envision an expressive language that is provided with:

- R1 Precise control on data ingestion from the event stream. The language should offer operators that easily specify the input stream and the input stream’s portion to consider.
- R2 Precise control on evaluation time instant. The language should offer operators that intuitively allow for the specification of the evaluation time instants.
- R3 Precise control on output processing and emitting phase. The language should offer operators that allow for processing the output and for specifying the output stream where the result should be pushed.

Moreover, to design a generic, easy to use solution, the language should fulfill the following requirements:

- R4 Ease of specification. The language should allow for a declarative and easy specification of the information need.
- R5 Backwards compatibility. It should be possible to use an existing Cypher query to express the information need.
- R6 Generalization and specialization. The language should allow a sufficient level of generality to be automatically applied for different data schema while allowing specialization on any given domain.

2.1 Solving the problem with Seraph

Seraph aims at solving the problems discussed in the previous section. To this extent, Seraph builds upon the continuous-evaluation paradigm [4], which, as a consequence, influences the definition of Seraph query language. We go in-depth into the semantics of Seraph in Section 4, but here we provide some intuitions about it. The sense of this choice is that the continuous evaluation can be viewed, at least when specifying the semantics, as a sequence of instantaneous evaluations [24]. Therefore, given a fixed time instant, the operators can work in a time-agnostic way composing the semantics of Cypher in the one of Seraph.

The extension that we need to introduce is threefold:

- Window operators. We need to let the Cypher operators process time-changing data, introducing window operators able to select a portion of the graphs contained in the stream (R1,R4,R6).
- Streaming operators. We need to work on the query’s output to generate streams as output by introducing a new class of streaming operators that take as input time-varying tables and produce sequences of timestamped tables (R3,R4,R6).
- Continuous evaluation semantics. We need to extend the one-time Cypher semantics (R5), defining the sequence of

```

1 REGISTER QUERY people_to_be_tested {
2   FROM STREAM kafka://event-topic
3   STARTING FROM Latest
4   WITH WINDOW RANGE PT4H
5   MATCH
6     (i:Patient)-[:TESTED_FOR {positive:true}]->(v:Virus),
7     (p:Person)-[:ADMINISTERS|IS_WITH*1..3]-(i)
8   RETURN DISTINCT p.name,
9                 v.name
10  EMIT ON ENTERING EVERY 1 Event
11  INTO kafka://result-topic
12 }
    
```

Figure 4: Computing the people to be notified with Seraph.

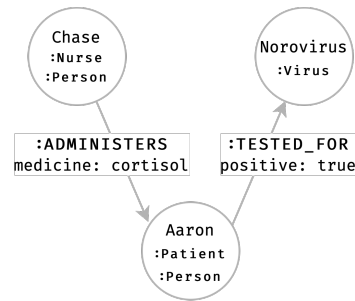


Figure 5: Graphs resulting from the union of event occurred from 8:58 AM to 9:28 AM.

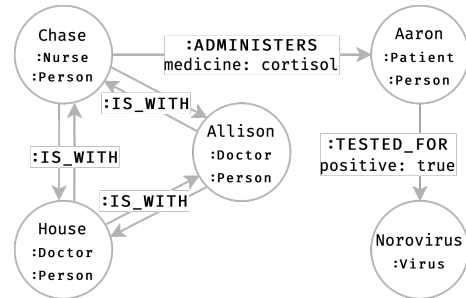


Figure 6: Graphs resulting from the union of event occurred from 9:06 AM to 9:36 AM.

"Person"	"Virus"
"Chase"	"Norovirus"

Table 2: Outputs of Seraph continuous query at 9:28 AM.

the evaluation time instants (R2), and composing Seraph semantics with Cypher one, i.e., building Seraph evaluation around the evaluation process of Cypher (R4,R6).

Elliot, exploiting Seraph capabilities, can compute the hospital personnel to be tested for viruses. The Seraph query depicted in Figure 4 continuously monitors the people to be tested.

"Person"	"Virus"
"Allison"	"Norovirus"
"House"	"Norovirus"

Table 3: Outputs of Seraph continuous query at 9:36 AM.

Let us discuss the query. The **REGISTER QUERY** clause at Line 1 allows for registering the query into the system that manages Seraph queries⁴. At Line 2 the **FROM STREAM** clause is used to specify the source stream. The **STARTING FROM** clause specifies the initial time instant that is used to define the sequence of the evaluation time instants. In this case, **Latest** means that the first evaluation time instant is related to the last event processed. The **WINDOW RANGE** operator at Line 4 sets up a 4 hours wide time-based sliding window. The **MATCH** and **RETURN** clauses are the same as those depicted in Figure 3. Line 10 specifies the **EMIT** clause. In particular, the **ON ENTERING** operator restricts the reporting to new combinations of people and viruses so that each person is notified only once for the same virus. The **EVERY** operator specifies the frequency of the evaluation process. Specifically, the code **EVERY 1 Event** tells that each new event triggers the evaluation process, thus notifying Chase at 9:28 AM and Allison and House at 9:36 AM, in the example. At last, the **INTO** clause is used to specify the target destination.

To summarize, every time a new event arrives, the system collects the events that occurred in the last 4 hours under a unique graph, and it queries such a graph to retrieve the people who have been in contact with an infected patient. The resulting stream, which consists of tables, is pushed into a Kafka topic.

Let us analyze the output of the query at different time instants.

- **9:12 AM** The only event captured is the one depicted in Figure 1a. No patients have been tested positive. Thus no hospital personnel should be notified.
- **9:13-9:27 AM** The query emits no event.
- **9:28 AM** The graphs in Figure 1a and Figure 1b are merged as shown in Figure 5. Such an operation is automatically performed by Seraph under the unique name assumption [23]. The graph is then queried to retrieve the people to be tested. Chase has to be notified of the potential exposure to Norovirus. The output of the query is depicted in Table 2.
- **9:29-9:35 AM** The query emits no event.
- **9:36 AM** The graphs in Figure 1 are unified as shown in Figure 6. Such a graph is then queried to retrieve the people to be tested for viruses. However, since we do not want to notify the same people for the same virus twice, only new combinations of person and virus w.r.t. the previous evaluation time instant, are reported. As expected, only Allison and House have to be notified of the potential exposure to Norovirus. The output of the query is depicted in Table 3.

Producing a stream of graphs. The query depicted in Figure 4 produces a stream of tables. However, one can be interested in producing a stream of graphs instead of a stream of tables. This allows for re-using the produced stream as input for other Seraph queries.

⁴The query handler permits to pause, restart, stop, start, and delete queries.

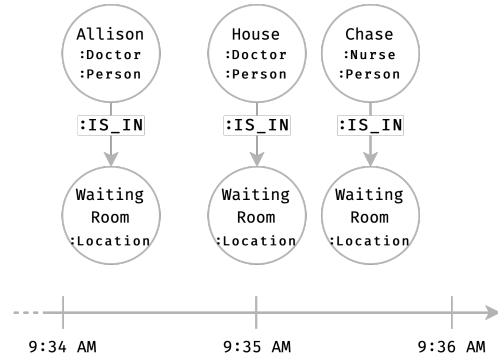


Figure 7: Localization events whenever a person is in a room.

Doctors and nurses are equipped with a Smart Identification Tag (SIT). Besides displaying information about the hospital operator, such a tag integrates a small Beacon that emits Bluetooth Low Energy signals. Rooms, corridors, and stairs are provided with antennas that, exploiting the signals sent by the SITs, allows for the identification of the positions of people inside the hospital. Each antenna is responsible for triggering localization events whenever a person is in a room. An example of localization events is depicted in Figure 7. The query produces a stream of events that whenever two or more people are in the same room is depicted in Figure 8.

Let us discuss the query. The **REGISTER QUERY** clause at Line 1 allows for registering the query. At Line 2 the **FROM STREAM** clause is used to specify the source stream, which is the same as the one in the previous query. The **STARTING FROM Latest** clause specifies the initial time instant that is used to define the sequence of the evaluation time instants. The **WINDOW RANGE** operator at Line 4 sets up a 2 minutes wide time-based sliding window. The **MATCH** clause retrieves all the pairs of people in the same room. The code **CONSTRUCT CREATE ... RETURN GRAPH** clause at Line 10 specifies that a new stream of graphs should be returned. In particular, the **CREATE** statement at Line 8 allows for creating new **IS_WITH** relationships connecting two people that happened to be in the same room in 2 minutes time range. At Line 11 the **EMIT ON ENTERING** operator allows for obtaining only the elements entering into the window. The **EVERY** operator specifies the frequency of the evaluation process. In this case, a minute is specified using **PT1M**. The **INTO** clause then specifies the target destination of the stream, which is the same used as the input stream in the query depicted in Figure 4.

In this section, we briefly showcased the capabilities of Seraph with the aid of a running example. In Section 6, real-world use cases are shown to highlight the industrial exploitability of the introduced language.

3 BACKGROUND: THE CYPHER LANGUAGE

In the following, we provide the formal specification of the core of Cypher, which is a declarative query language for property graphs. The core of Cypher consists of:

- a data model that includes values, graphs, and tables;

```

1 REGISTER QUERY people_in_the_same_location {
2   FROM STREAM kafka://room-topic
3   STARTING FROM Latest
4   WITH WINDOW RANGE PT2M
5   MATCH
6     (p1:Person)-[:IN]->(room:Room),
7     (p2:Person)-[:IN]->(room)
8   CONSTRUCT CREATE
9     (p1)-[:IS_WITH]->(p2)
10  RETURN GRAPH
11  EMIT ON ENTERING EVERY PT1M
12  INTO kafka://event-topic
13 }
    
```

Figure 8: Seraph query to compute the people in the same room.

- a query language that includes expressions, patterns, clauses, and queries.

Section 3.1 discusses the data model, while Section 3.2 defines the evaluation semantic of the query language. For brevity, we only report the definitions that we need to formally define Seraph. However, we invite the interested reader to consult [14] for the whole Cypher formalization.

3.1 Data model

Values. We consider three disjoint sets \mathcal{K} of property keys, \mathcal{N} of node identifiers, and \mathcal{R} of relationship identifiers. These sets are all assumed to be countably infinite. For this presentation of the model, we assume two base types: the integers \mathbb{Z} , and the type of finite strings over a finite alphabet Σ .

The set \mathcal{V} of values is inductively defined as follows:

- Identifiers, i.e. elements of \mathcal{N} and \mathcal{R} , are values
- Base types (elements of \mathbb{Z} and Σ^*) are values
- **true**, **false** and **null** are values
- *list()* is a value (empty list), and if v_1, v_2, \dots, v_m are values, for $m > 0$, then *list*(v_1, v_2, \dots, v_m) is a value
- *map()* is a value (empty map), and if k_1, k_2, \dots, k_m are distinct property keys and v_1, v_2, \dots, v_m are values, for $m > 0$, then *map*((k_1, v_1), (k_2, v_2), ..., (k_m, v_m)) is a value
- If n is a node identifier, then *path*(n) is a value. If n_1, n_2, \dots, n_m are node ids and r_1, r_2, \dots, r_{m-1} are relationship ids, for $m > 1$, then *path*($n_1, r_1, n_2, r_2, \dots, n_{m-1}, r_{m-1}, n_m$) is a value.

Property graph.

Let \mathcal{L} and \mathcal{T} be countable sets of node labels and relationship types, respectively. A property graph is a tuple $G = \langle N, R, src, trg, \iota, \lambda, \tau \rangle$ where:

- N is a finite subset of \mathcal{N} , whose elements are referred to as the nodes of G .
- R is a finite subset of \mathcal{R} , whose elements are referred to as the relationships of G .
- $src : R \rightarrow N$ is a function that maps each relationship to its source node.
- $trg : R \rightarrow N$ is a function that maps each relationship to its target node.

```

1 query ::= queryo | query UNION query | query UNION ALL query
2 queryo ::= RETURN ret | clause queryo
3 ret ::= * | expr [AS a] | | ret , expr [AS a]
4 clause ::= [OPTIONAL] MATCH pattern_tuple [WHERE expr]
5           | WITH ret [WHERE expr] | UNWIND expr AS a
6 pattern_tuple ::= pattern | pattern, pattern_tuple
    
```

Figure 9: Syntax of queries, and clauses of Cypher

- $\iota : (N \cup R) \times \mathcal{K} \rightarrow \mathcal{V}$ is a finite partial function that maps a (node or relationship) identifier and a property key to a value.
- $\lambda : N \rightarrow 2^{\mathcal{L}}$ is a function that maps each node id to a finite (possibly empty) set of labels.
- $\tau : R \rightarrow \mathcal{T}$ is a function that maps each relationship identifier to a relationship type.

Tables. Let \mathcal{A} be a countable set of names. A record is a partial function from names to values, conventionally denoted as a tuple with named fields $u = (a_1 : v_1, \dots, a_n : v_n)$ where a_1, \dots, a_n are distinct names, and v_1, \dots, v_n are values. The order in which the fields appear is only for notation purposes. We refer to $dom(u)$, i.e., the domain of u , as the set $\{a_1, \dots, a_n\}$ of names used in u .

We use $()$ to denote the empty record, i.e., the partial function from names to values whose domain is empty. If \mathcal{A} is a set of names, then a table with fields \mathcal{A} is a bag, or multiset, of records u such that $dom(u) = \mathcal{A}$. A table with no fields is just a bag of copies of the empty record.

3.2 Query language

The Cypher query language includes expressions, patterns, clauses, and queries. For brevity, we only focus on clauses and queries. The syntax of Cypher query and clauses is depicted in Figure 9.

A query is either a sequence of clauses ending with the **RETURN** statement, or a union of two queries. The semantics of queries associates a query Q and a graph G with a function $[[Q]]_G$ that takes a table and returns a table. Note that the semantics of a query Q is a function and it should not be confused with the output of Q . The evaluation of a query starts with the table containing one empty tuple, which is then progressively changed by applying functions that provide the semantics of Q 's clauses. The composition of such functions, i.e., the semantics of Q , is a function again, which defines the output as

$$output(Q, G) = [[Q]]_G(T())$$

where $T()$ is the table containing the single empty tuple $()$.

4 FORMAL SPECIFICATION OF SERAPH

As discussed in the introduction, the main objective of Seraph is to extend compositionally the semantics and the syntax of Cypher in order to handle streams of graphs and enable continuous query answering. The key elements of Seraph are as follows:

- a data model that extends the Cypher data model to model streams of property graphs;
- a continuous evaluation semantics that formally specifies the evaluation time instants and fully reuses Cypher semantics; and

- a syntax that extends compositionally the syntax of the Cypher query language to provide continuous query answering.

Section 4.1 discusses the data model, while Section 4.2 introduces the query language and defines the evaluation semantics.

4.1 Seraph data model

In this section, we explain how the data model of Cypher can be extended to deal with streams of graphs. One of the first steps towards this goal consists in considering the temporal dimension that Property Graphs in such data streams must have. We start by defining the notion of time as in [4].

Time. The time T is an infinite, discrete, ordered sequence of time instants (t_1, t_2, \dots) , where $t_i \in N$. A time unit is the difference between two consecutive time instants $(t_{i+1} - t_i)$ and it is constant.

It is now possible to extend the definition of Property Graph with a temporal annotation, and consequently define Property Graph streams as sequences of Property Graphs.

Timestamped Property Graph. A timestamped Property Graph is pair (d, t) , where d is a Property Graph and $t \in T$ is a time instant.

Property Graph Stream. A Property Graph Stream S is a (potentially) unbounded sequence of timestamped Property Graph in non-decreasing time order:

$$S = ((d_1, t_1), (d_2, t_2), (d_3, t_3), (d_4, t_4), \dots)$$

where, for every $i > 0$, (d_i, t_i) is a timestamped Property Graph and where $t_i \leq t_{i+1}$. Figures 1a, 1b, and 1c are examples of timestamped property graphs in a property graph stream.

We introduce now the concepts of the time-varying Property Graph and instantaneous Property graph. Intuitively, time-varying graphs capture the dynamic evolution of a graph over time, while instantaneous graphs represent the content of the graph at a fixed time instant.

Time-varying Property Graph. A time-varying graph \tilde{G} is a function that relates time instants $t \in T$ to Property Graph:

$$\tilde{G} : T \rightarrow \{g \mid g \text{ is a Property Graph}\}$$

Given a Time-varying Property Graph \tilde{G} we use the term instantaneous Property Graph $\tilde{G}(t)$ to refer to the Property Graph identified by the time-varying graph \tilde{G} at the given time instant t .

For example, Figures 5 and 6 respectively represent the Instantaneous Property Graph obtained by the union of the events occurred from 5:28 AM to 9:28 AM, and the one obtained by the union of the events from 5:36 AM to 9:36 AM.

To conclude the property graph extensions, we define two concepts that will be used when introducing the window operators: the consistency of two property graphs and, consequently, the union operation of two property graphs. Such concepts allows for automatically merging two or more property graphs. Consequently, the Seraph user does not have to care about how two or more events are merged together.

Consistency of two Property Graphs. Assume that $G_1 = \langle N_1, R_1, src_1, trg_1, \iota_1, \lambda_1, \tau_1 \rangle$ and $G_2 = \langle N_2, R_2, src_2, trg_2, \iota_2, \lambda_2, \tau_2 \rangle$ are Property Graphs. G_1 and G_2 are consistent if:

- (1) for every $r \in R_1 \cap R_2$, it holds that $src_1(r) = src_2(r)$, $trg_1(r) = trg_2(r)$ and $\tau_1(r) = \tau_2(r)$

Union of Property Graphs. Under the unique name assumption [23], we can define the union of two Property Graphs. If G_1 and G_2 are not consistent, then $G_1 \cup G_2$ is defined as the empty Property Graph. Otherwise, $G_1 \cup G_2 = (N_1 \cup N_2, R_1 \cup R_2, src, trg, \iota, \lambda, \tau)$, where:

- (1) for every $x \in (N_1 \cup N_2)$: $\lambda(x) = \lambda_1(x) \cup \lambda_2(x)$
- (2) for every $x \in (N_1 \cup N_2 \cup R_1 \cup R_2)$ and $k \in \mathcal{K} : \iota(x, k) = \iota_1(x, k) \cup \iota_2(x, k)$

The match clause, as defined in the Cypher specification, can operate over an instantaneous property graph. Generalising, in our model each operator processes instantaneous inputs and produces instantaneous outputs; the sequence of instantaneous inputs (outputs) at different time instants are time-varying inputs (outputs). It follows that we need to define the time-varying and instantaneous extensions for tables, too.

Time-varying Tables. A time-varying table \tilde{T} maps time instants $t \in T$ to the set of tables:

$$\tilde{T} : T \rightarrow \{\psi \mid \psi \text{ is a table}\}$$

Given a time-varying table \tilde{T} , we use the term instantaneous table $\tilde{T}(t)$ to refer to the table identified by the time-varying table at the given time instant t .

Lastly, we need to define the bag difference of two tables. Given two tables T and T' , we use $T \setminus T'$ to denote their bag difference, in which the multiplicity of each record is the difference of their multiplicities in T and T' . For example, Table 2 and 3 represent the Instantaneous Table resulting from the bag difference of the complete results of the query respectively at 9:28 AM and at 9:36 AM. Indeed, Chase does not appear in Table 3 because it appeared in Table 2.

4.2 Seraph query language

In the previous section, we defined the Seraph data model by adding the temporal dimension in the Cypher model in three different ways: Timestamped Property Graphs are property graphs with a time annotation; Property Graph Streams are ordered sequences of Timestamped Property Graphs, and Time-varying and Instantaneous Property Graphs capture the changes of a Property Graph over time. In this section, we present Seraph, an extension of the Cypher language to continuously query this data model. One of the main differences between Seraph and Cypher is the way in which queries are evaluated. Cypher allows to issue one-time queries, queries that are evaluated once by the Cypher engine. In contrast, Seraph allows to register continuous queries, queries issued once and continuously evaluated. Such queries are evaluated multiple times, and the answer is composed by streaming out the results of each evaluation iteration or, often, the bag difference of the most recent evaluation and the previous one.

We present the definition of a Seraph query, which extends compositionally the notion of Cypher query presented in the Section 3. **Seraph query.** A Seraph query associates a query SQ and a Time-varying Property Graph \tilde{G} with a function $[[SQ]]_{\tilde{G}}$ that takes a table and a time instant and returns a table. We refer to the sequence of evaluation time instants as ET.

In the remaining of this section we formalize the extensions mentioned in Section 2, namely the *Window Operators*, the *Stream Operators*, and the *Continuous evaluation semantic*.

4.2.1 Window operators. We introduce the concept of window over a Property Graph Stream, which create a Property Graph by extracting relevant portions of the Property Graph Stream (e.g., Line 4 in Figure 4).

Window. The output of a window $W(S)$ is a Property Graph resulting from the union of a set of Property Graphs contained in the Property Graph Stream.

$$W(S) = \cup\{d \mid d \in \text{set}(S)\}$$

Time-based windows and event-based windows select a set of the Property Graphs contained in the Property Graph Stream.

Time-based window. A time-based window W is a window defined through two time instants o, c (respectively named opening and closing time instants) such that:

$$W(S) = \cup\{d \mid (d, t) \in S \wedge t \in (o, c)\}$$

In order to be able to process the content of the stream at different time instants, we need an operator that creates multiple property graphs over the stream (i.e. a time-varying property graph).

Time-based sliding window operator. A time-based sliding window operator \mathbb{W} is defined through the width parameter α and takes as input a stream S and produces a time-varying Property Graph $G_{\mathbb{W}}$.

At each time instant t , $G_{\mathbb{W}}(t)$ contains the content of the time-based window $W = (t - \alpha, t]$, i.e.,

$$\mathbb{W}(S, t) = G_{\mathbb{W}}(t) = \{d \mid (d, t) \in S \wedge t \in (t - \alpha, t]\}$$

Event-based window. A time-based window W is a window defined through one time instant c , and a number N representing the number of Property Graphs to be extracted from the Property Graph Stream. Intuitively event-based window defines its output by extracting the last N events of S with the largest timestamps $\leq c$ (or all events if the length of S up to c is $\leq N$).

In order to be able to process the content of the stream as new event arrives, we need an operator that creates a time-varying property graph.

Event-based sliding window operator. An event-based sliding window operator is defined thorough the parameter N , and takes as input a stream S and produces a time-varying Property Graph $G_{\mathbb{W}}$. Intuitively, an event-based sliding window defines its output over time by sliding an event-based window over the ordered stream S .

4.2.2 Streaming operators. The streaming operators require a time instant as input parameter because they are time-aware. They need to know the current evaluation time in order to produce their outputs. They reintroduce the temporal dimension in the data, appending a time instant on the tables. The streaming operators can be considered the dual operators of window operators, that process timestamped property graph removing the time annotation. Those operators were first defined for relational data stream processing in [4]. For this reason, we maintain the original names and we redefine them to work in the Seraph setting. For the syntax, we refer the readers to the **EMIT** clause in Section 4.2.3.

```

1 query~ ::= REGISTER QUERY <id> {
2     FROM STREAM <source>
3     STARTING FROM time_instant
4     WITH WINDOW RANGE range
5     query
6     [ CONSTRUCT
7         CREATE pattern_tuple
8         RETURN GRAPH ]
9     EMIT streaming_operator EVERY range
10    INTO <destination>
11 }
12 streaming_operator ::= ON ENTERING | ON EXIT | SNAPSHOT
13 range ::= event_range | <ISO_8601_duration>
14 event_range ::= <integer> Events | 1 Event
15 time_instant ::= Earliest | Latest | <ISO_8601_datetime>
    
```

Figure 10: Syntax of Seraph queries.

We start by defining the RStream operator.

RStream operator. Let \tilde{T} be a time-varying table and t the evaluation time instant. We define *RStream* in the following way:

$$RStream(\tilde{T}, t) = \{(\mu, t) \mid \mu \in \tilde{T}(t)\}$$

The RStream operator is the simplest one among the three that we present in this section. It takes as input a time-varying table and annotates the instantaneous table with the evaluation time t . This operator allows streaming out the whole answer produced at each evaluation iteration.

IStream operator. Given a time-varying table \tilde{T} , and two consecutive time instants t_{j-1} and t_j in the sequence of evaluation time instants, we define the *IStream* operator as follows:

$$IStream(\tilde{T}, t_j, t_{j-1}) = \{(\mu, t_j) \mid \mu \in \tilde{T}(t_j) \setminus \tilde{T}(t_{j-1})\}$$

IStream streams out the difference between the answer of the current evaluation and the one of the previous iteration. IStream generally produces shorter answers and it is used in cases where it is important to put the focus on what is new.

DStream operator. Given a time-varying table \tilde{T} , and two consecutive time instants t_{j-1} and t_j in the sequence of evaluation time instants, we define the *DStream* operator as follows:

$$DStream(\tilde{T}, t_j, t_{j-1}) = \{(\mu, t_j) \mid \mu \in \tilde{T}(t_{j-1}) \setminus \tilde{T}(t_j)\}$$

The output produced by DStream is the part of the answer at the previous iteration that is not in the current one.

4.2.3 Syntax and evaluation semantic. Starting from the grammar shown in the background section, we define the syntax of a Seraph query as in Figure 10.

The **REGISTER QUERY** clause allows for registering a new query into the Seraph system. The **FROM STREAM** clause allows for specifying the source of the Property Graph Stream. The **STARTING FROM** clause defines the first evaluation time instant. The width parameter of sliding windows is defined using the **WINDOW RANGE** clause. Inspired by *morpheus*⁵, the optional **CONSTRUCT CREATE**

⁵<https://github.com/opencypher/morpheus>

pattern_tuple **RETURN GRAPH** clause allows for creating a Property Graph Stream. The **EMIT** clause determines which streaming operator is used. In particular, the **SNAPSHOT** clause specifies that the *RStream* operator has to be used, while the **ON ENTERING** and **ON EXIT** clauses allow for selecting *IStream* and *DStream*, respectively. Using the **EVERY** clause, together with the **STARTING FROM** clause, the sequence of evaluation time instance can be determined. In particular, the **EVERY** clause defines the frequency of the evaluation. Such a frequency can be specified either with an ISO 8601 duration or in terms of number of events. The **STARTING FROM** clause, instead, defines the first evaluation time instant as an ISO 8601 datetime. Alternatively, the keyword **Earliest** (**Latest**) defines the first evaluation time instant as the datetime associated with the first (last) event. Finally, the **INTO** clause allows for specifying the destination of the result stream.

At this point, Seraph operators can process instantaneous inputs and produce instantaneous outputs. What we need to do now is to model the continuous evaluation process. To do it, we include the evaluation time in the Cypher evaluation semantics. Then, we explain that the continuous query answering is done by executing the query at each time instant of the sequence *ET* (the evaluation time instants defined in the Seraph query presented at the beginning of the section).

The semantics of queries associates a query *SQ* and a graph Time-varying Property Graph \tilde{G} with a function $[[SQ]]_{\tilde{G}}$ that takes a table and a time instant and returns a table. The evaluation of a query starts with the table containing one empty tuple, which is then progressively changed by applying functions that provide the semantics of *SQ*'s clauses. The composition of such functions, i.e., the semantics of *SQ*, is a function again, which defines the output as:

$$output(SQ, \tilde{G}, t) = [[SQ]]_{\tilde{G}}(T(), t)$$

This new concept requires a revision of the definitions of the existing Cypher evaluation of queries, clauses and expressions. For the sake of brevity, we show the continuous evaluation semantics of **MATCH** clause.

$$[[MATCH \pi]]_{\tilde{G}}(T, t) = [[MATCH \pi]]_{\tilde{G}(t)}(T)$$

Evaluation time instants We defined *ET* as the sequence of time instants at which the evaluation occurs. It is an abstract concept which is key to the Seraph query model and its continuous-evaluation semantics, but it is hard to use it in practice when designing the Seraph syntax. In fact, the *ET* sequence is potentially infinite, so the syntax needs a compact representation of this set. To be noticed that the sequence does not depend on the stream processing engine, since the syntax of Seraph allows for defining the initial time instant t_0 . Still, the stream processing engine is in charge of counting the number of events N_t processed after the time instant t_0 . The **EVERY** clause allows for specifying the frequency of reporting that, together with the first evaluation time instant t_0 defined through the **STARTING FROM** clause, defines the *ET* sequence. In particular we can distinguish two main cases: the first one, based on time, and the other, based on events.

Time-based evaluation. The **EVERY** *ISO_8601_duration* clause allows for specifying a time interval. We refer to such time interval

as *i*. Given *i* and t_0 , we define the *ET* sequence as follows:

$$ET = \{t \mid (t - t_0)/i = 0\}$$

Event-based evaluation. The **EVERY** *event_range* clause allows for specifying a number of event. We refer to such number of event as *N*. Given *N*, and N_t , we define the *ET* sequence as follows:

$$ET = \{t \mid N_t \bmod N = 0\}$$

For every $t \in ET$, a query evaluation is triggered, updating the Time-Varying Property graph resulting from the sliding window, executing the query and, eventually, producing a timestamped table as a result.

5 SYSTEM PROTOTYPE

In this section, we describe our reasoning and efforts towards a working prototype⁶ for evaluating Seraph queries and present a series of experiments to assess the performances of such a prototype.

5.1 System architecture.

Requirements R1 and R2 demand to expose direct control to the part of the data system that controls the response to input (Tick) and the result reporting (Report), directly impacting the data system design. To this extent, we decided to adopt RSP4J [25] for an API for fast prototyping stream processing engines, which already includes essential windowing operation and primitives that allow customizing the system's reporting.

Although RSP4J includes some graph operations (e.g., Triple Pattern Matching), the following challenges concern the realization of a graph stream processor for Seraph: (i) The Data Model: RSP4J is designed for RDF Stream Processing and does not directly support Property Graph operations. (ii) The Data Format: Despite Property Graphs' popularity as a data model, a (de-facto) standard data format is still missing. (iii) Indexing: native graph databases make extensive use of indexing to speed up query answering performance. Neo4j, for instance, uses *BTree* for indexing the values of any given property.⁷ However, when it comes to streaming data, the frequency of ingestion prevents the effective use of indexes due to the high cost of maintenance. Last but not least, (iv) to guarantee data integrity, Neo4j supports the ACID properties. However, transactional behavior opposes the strict latency requirements of stream processing applications.

Figure 11 presents the architecture of our system prototype. The system reuses RSP4J window operators, which we designed along with CQL time-based sliding windows. Note that the time window size directly increases the amount of data that the system has to store. Consequently, the more significant is the amount of data for each window, the longer the query execution will take. The reporting policy is customized to support Seraph's **EMIT** clause, which controls how to emit the output.

As per data format, we opted for JSON-PG [9] since we need to be graph-native at the ingestion level. Indeed, most of the existing graph stream processing approaches adopt a node-stream and edge-stream solution. At the same time, Seraph's uniqueness lies

⁶<https://github.com/riccardotommasini/rsp4j/tree/gsp4j>

⁷<https://neo4j.com/docs/operations-manual/current/performance/index-configuration/>

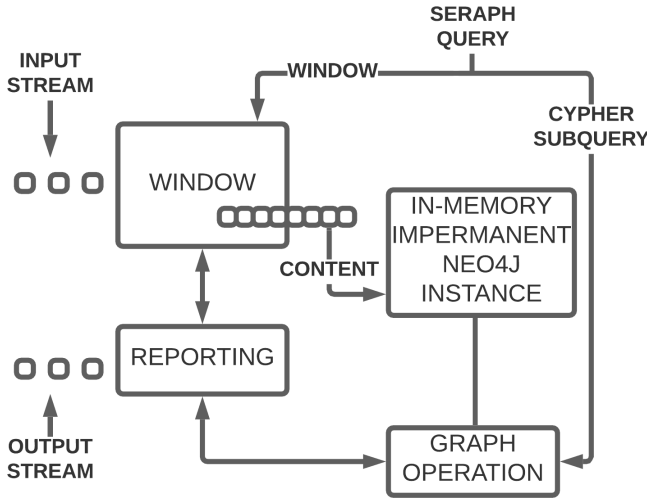


Figure 11: Seraph Engine Architectures

```

1 {
2   "nodes": [
3     {
4       "id": 2564832,
5       "labels": [ "Observation" ],
6       "properties": {
7         "property": [ "WindSpeed" ],
8         "value": [ 12.0 ],
9         "unit_of_measure": [ "milesPerHour" ]
10      }
11    },
12    {
13      "id": 4684,
14      "labels": [ "Sensor" ],
15      "properties": {
16        "name": [ "FOR" ]
17      }
18    }
19  ],
20  "edges": [
21    {
22      "id": 2564833,
23      "from": 4684,
24      "to": 2564832,
25      "labels": [ "HAS_OBSERVED" ]
26    }
27  ]
28 }
    
```

Figure 12: JSON PG Example.

in retaining a "think like a graph" perspective within the stream. Furthermore, JSON-PG format can describe property graph data used in existing graph databases such as Neo4j, Oracle Labs PGX, and Amazon Neptune. Figure 12 shows an example of JSON-PG serialization format, where we use a Property Graph to describe a wind speed observation performed by a specific sensor.

For the query execution, we adapted Neo4J *impermanent* databases (IDB), which provide an in-memory Neo4J instance with limited transactional support. Neo4J IDB is not durable. As per window maintenance, we operate on a materialized view maintained within the Neo4J IDB. We use lightweight transactions (not durable) to control the windowing lifecycle, i.e., ingestion, retrieval, and purging.

Last but not least, Seraph Engine directly supports consumption from Kafka. The motivation for adopting a durable ingestion layer is two-fold. First, we currently do not provide any fault-tolerance guarantee. Second, the poll-based consumption approach simplifies the performance measurement since the engine is currently synchronous.

5.2 Performance Evaluation

We designed a series of tests to evaluate the performance of the prototype. During each test, the Seraph system consumes events from Kafka as fast as possible while filtering and executing the Cypher query according to the specifications. We aim at observing the average consumption rate achievable and the average memory usage of the system. In particular, we want to investigate how such values change w.r.t the window size.

Data source. As a preliminary step, we transformed SRBench [30], a collection of meteorological data observed during known hurricanes, in JSON-PG format. Then, a Kafka cluster, composed of a single broker running on a Amazon EC2 t3.xlarge instance, has been deployed to store the events relative to the Charley hurricane. The Charley event series counts 1.8 million Timestamped Property Graphs, each one composed of several nodes and relationships.

Experiment description. Figure 13 reports the query used for our experiments. The `REGISTER QUERY` clause at Line 1 allows for registering the query into the system that manages Seraph queries with id `srbench_charley_observation_count`. At Line 2 the `FROM STREAM` clause is used to specify `kafka://sr-bench-charley` as source stream. The `STARTING FROM` clause specifies the initial time instant that is used to define the sequence of the evaluation time instants. In this case, `Earliest` means that the first evaluation time instant is related to the oldest event in the source stream. The `WINDOW RANGE PT5M` operator at Line 4 sets up a 5 minutes wide time-based sliding window. Line 5 and Line 6 compute the number of observation. Line 7 specifies the `EMIT` clause. In particular, the `SNAPSHOT` operator directly emits the results without performing any additional operation. The `EVERY` operator specifies the frequency of the evaluation process. Specifically, the code `EVERY PT5M`, in combination with `WINDOW RANGE PT5M` sets up a time based *tumbling* window. At last, the `INTO` clause is used to specify `kafka://observation-count` as the target Kafka topic.

Execution environment. The system is running on an Amazon EC2 t3.2xlarge instance which, besides executing the continuous query, collects metrics about the consumption rate and memory usage. In particular, the Seraph system runs in a Docker container with limited CPUs (2) and RAM (16 GBytes), while the metric collection task is achieved by Telegraf that monitors the Docker environment and pushes the metrics into InfluxDB.

Discussion. Figure 14 illustrates how the average memory usage and the average consumption rate change by varying the window

```

1 REGISTER QUERY srbench_charley_observation_count
2 FROM STREAM kafka://sr-bench-charley
3 STARTING FROM Earliest
4 WITH WINDOW RANGE PT5M
5 MATCH (o:Observation)
6 RETURN COUNT(o) as observation_count
7 EMIT SNAPSHOT EVERY PT5M
8 INTO kafka://observation-count
9 }

```

Figure 13: Seraph query to count the number of observations.

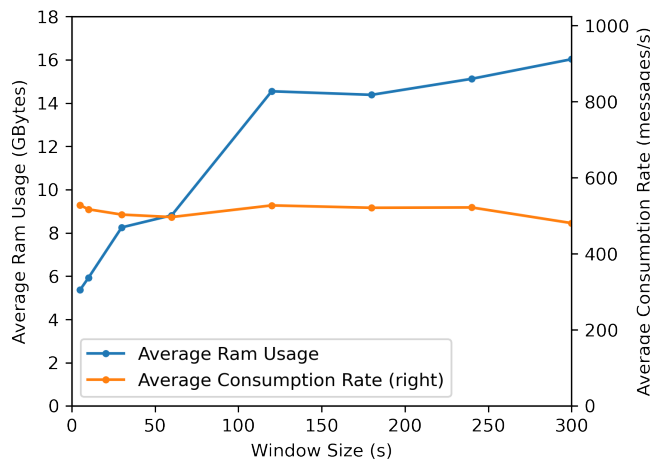


Figure 14: Seraph Engine Performances

size. In particular, we can observe that the query execution time does not impact the average consumption rate. However, when dealing with larger windows, the systems require more memory to store all the data belonging to the current window, thus resulting in much more intense memory usage.

6 INDUSTRIAL USE CASES

In this section we present two use cases that showcase how Seraph can simplify the encoding of continuous property graph queries in a network monitoring and in a crime investigation scenarios.

6.1 Network Monitoring

Computer networks span all levels of the stack from physical connections up to mobile and web-applications connecting networks of users. It is well known that Graph Databases offer a natural way of modelling, and storing all these types of computer networks⁸.

While graph query languages like Cypher play a key role in investigating dependencies and in running diagnostic analyses (e.g., root cause of a past network fault), Seraph offers the possibility to continuously execute real-time impact analysis of network events.

⁸A number of commercial Network and IT Management solutions exploit Graph Databases and there are also open source solutions like Mercator (<https://github.com/LendingClub/mercator>) and the Assimilation Project (<http://assimilationsystems.com/>).

```

1 REGISTER QUERY watch_for_anomalous_routes {
2 FROM STREAM kafka://network-monitoring
3 STARTING FROM Latest
4 WITH WINDOW RANGE PT10M
5 MATCH path = allShortestPaths(
6 (rack:Rack)-[:HOLDS:ROUTES:CONNECTS*]-(:router:
7 Router:Egress))
8 WITH rack, avg(length(path)) as 10minAvg, path
9 WHERE (10minAvg - 5 / 0.5) >= 3
10 RETURN path
11 EMIT SNAPSHOT EVERY PT1M
12 INTO kafka://anomalous-routes
}

```

Figure 15: Using Seraph to watch for paths in a computer network that are anomalously long.

Let's assume that we model the network endpoints (e.g., servers, routers, switch, interfaces, and racks) of the data center as nodes and the "cables" between them as relationships. For instance, a rack HOLDS a switch that ROUTES an interface that CONNECTS a router in a network zone.

We want to continuously monitor the network connectivity in our datacenter watching for anomalous routes. Let's assume that the connections are redundant, i.e., if one of our cables gets loose or cut, i.e. the ROUTES relationship between a switch's interface and the network breaks, the number of hops can increase, but no rack can become unreachable. We know from the configuration of the network that the shortest routes from all racks to the egress router⁹ requires on average 5 hops, but network events may cause this path to be longer and we observed a standard deviation of 0.3 hops. We can identify anomalous routes using the z-score¹⁰ and watching for routes whose length has a z-score larger than 3, i.e., it is longer than 99.9% of the paths.

Figure 15 illustrates how to encode this need in a Seraph query. The source of the streaming graphs is a Kafka topic specified at Line 2, i.e., `kafka://network-monitoring`. We assume that it is populated by a Kafka stream application that creates a time-varying graphs capturing the dynamic evolution of the computer network end-points and of the "cables" among them. In this way, at each time instant, an instantaneous graph represent the configuration of the entire network. The query uses the `WITH WINDOW` (Line 4) and the `EMIT ... EVERY` (Line 10) clauses to define a 10 minutes wide *hopping window* that reports every minute (i.e., `PT1M`). The query finds the shortest paths from each rack to the egress router (Lines 5 and 6) and computes the average length of those paths in the last 10 minutes (Line 8). If the z-score of those paths related to each rack (Line 7) is greater than 3, then it writes the anomalous path (Line 9) in the Kafka topic `kafka://anomalous-routes` (Line 11).

6.2 Crime Investigations

From fraud detection, to security, encompassing surveillance and contact-tracing, investigations often require *connecting the dots*.

⁹An egress router is a Label Switch Router that is an end point (drain) for a given Label Switched Path.

¹⁰In statistics, the z-score is the number of standard deviations σ by which an individual x is above or below the mean value μ of the population. It is calculated as $(x - \mu) / \sigma$

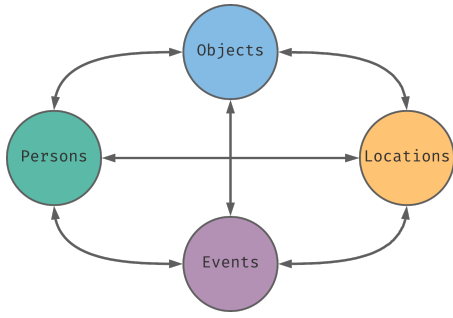


Figure 16: The Person-Object-Location-Event data model.

Data models like POLE (Person-Object-Location-Events) (cf. Figure 16) underpin a number of analyses that require the identification of patterns¹¹. POLE was originally intended for historical analyses that one can perform using graph query languages like Cypher. However, POLE is event-centric thus it already includes temporal metadata that Seraph can exploit unlocking a number of additional analyses including, but not limited to, real-time surveillance and reactive contact-tracing.

Assuming we are adopting the POLE model for surveillance, we model *crimes* and *calls* as Events, which OCCURRED_AT a Location. Moreover, we assume that a number of smart-cameras, which can identify each Person passing by (cf. NEAR_TO), are deployed in different Locations within the city of London. We are interested in monitoring who is passing by crime-scenes and detecting potential suspects. In this example, we consider suspects whoever has been convicted (cf. PARTY_TO) for a crime of the same type of the one reported. Moreover, considering that on average a person walks about 5km in an hour¹², we restrict the scope of the monitoring to an area of 3km from the crime scenes and a time range of 15 minutes. Like in the networking use-case, we assume the input streams are maintained by a Kafka stream application and accessible as Kafka topics. Moreover, we assume to have access to the database of known criminals and their felonies.

Figure 16 illustrates how to encode the information-need above in a Seraph query. The source and the sink of the streaming query are respectively the Kafka topics `kafka://scotland-yard` (Line 2) and `kafka://suspects` (Line 12). The query focuses on the last 15 minutes, reporting every 5 minutes. To this extent, it uses the `WITH WINDOW` clause (Line 4) and controls the results reporting using the `EMIT ... EVERY` (Line 11). The query monitors the streams of crime reports (Lines 5-6) and crosschecks if anyone, who is identified by a smart-camera, was a convicted criminal (Lines 7-8). To restrict the search space, the query looks only for cameras within 3000 meters from the crime scenes and to those suspects that had taken part in a crime of the same type before. The functions `point` and `distance` allows Seraph users to perform geo-spatial comparisons. As an output, the query returns the last seen location, the suspect description, and the crime references (Line 10).

¹¹https://www.techuk.org/component/techuksecurity/security/download/2302?file=Breaking_down_barriers_Oct_2014_FINAL.pdf
¹²<https://en.wikipedia.org/wiki/Walking>

```

1 REGISTER QUERY watch_for_suspects {
2   FROM STREAM kafka://scotland-yard/calls
3   STARTING FROM Latest
4   WITH WINDOW RANGE PT15M
5   MATCH (call:Event)--[:OCCURRED_AT]->(l1:Location),
6   WITH new, point(l1) AS crime_scene
7   MATCH (crime:Event)<-[:PARTY_TO]-(person:Suspect)-[:
8     NEAR_TO]->(last_seen:Location)
9   WITH person, last_seen, distance(point(last_seen),
10    crime_scene) AS distance
11  WHERE distance < 3000 AND new.type=old.type
12  RETURN person, last_seen, call.description AS
13    crime_description
14  EMIT SNAPSHOT EVERY PT5M
15  INTO kafka://suspects
16 }

```

Figure 17: Using Seraph to look for suspects around crime scenes.

7 RELATED WORK

In this section, we discuss the work that directly relates to the proposed extensions. In particular, we position Seraph in the state of the art and we discuss its relation with other work in the area of graphs and stream processing.

Dynamic Graphs and Streaming Graphs are two additional attempts to extend existing graph data models with a temporal dimension [6]. *Dynamic Graphs* are graphs whose content, i.e., vertices and edges, is unpredictably updated. Updates take the form of insertions and deletions. The data system that manages the dynamic graph either stores the most recent version of the graph or the graph's entire change history. Differently from Seraph, languages for querying dynamic graphs do not necessarily require continuous semantics, but scalable and time-sensitive query answering in presence of changes is one of the key research focuses. *Streaming Graphs* are dynamic graphs that grow indefinitely. Updates are typically limited to insertions and, as for Seraph, query answering must take unboundedness into account. Moreover, the data management system is assumed to be unable to store the whole graph state, therefore it focuses on the finite sub-graph that is relevant for the query answering. Although this approach is similar to Seraph's windowing, it does not rely on time- or order-aware window operators but instead tries to compute approximated answer.

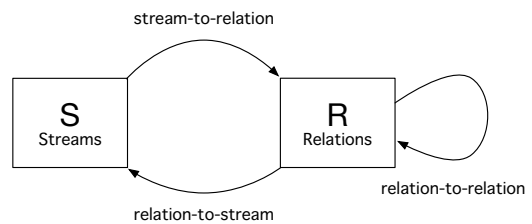


Figure 18: CQL: operator classes and mappings used in abstract semantics

Declarative Stream Processing Languages have been around for two decades. Most of the existing solutions, including those associated with the Big Data initiative [18], present an SQL-like syntax [26] and build upon the Continuous Query Language model (CQL) [7].

CQL prescribes to make the management of (relational) streams orthogonal to the management of relations. Figure 18 shows how the three families of operators, which CQL defines, relate to each other. Stream-to-Relation (S2R) operators produce a relation from a stream and are based on the concept of a sliding window over a stream, i.e., a window that contains a finite portion of the stream. Relation-to-Relation (R2R) operators produce a relation from one or more other relations and are derived from traditional relational queries expressed in SQL. Relation-to-Stream (R2S) operators produce a stream from a relation.

Seraph follows CQL orthogonalisation principle because it makes the language compositional and maintainable [10]. However, differently from CQL, Seraph provides the primitives to fully control the reporting. Learning from Dindar et al. [12], who showed how the operational semantics of Stream Processing engines is often uncontrollable by the user, Seraph’s **EMIT** clause gives an end-to-end view of what impacts execution semantics from inputs to output. Seraph users have full control on the query execution semantics. The query language that Seraph resembles the most is the RDF Stream Processing Query Language (RSP-QL) [11]. RSP-QL was proposed by the Semantic Web community in the late 2000s’ to accommodate the need for processing heterogeneous data streams. RSP-QL extends CQL work on RDF Streams. Dell’Aglia et al. introduced new families of operators based on CQL’s S2R and R2S, as well as SPARQL 1.1 algebra [1]. Such operator families allow writing continuous SPARQL queries on RDF streams. Seraph differs from RSP-QL in its focus on streams of Property Graphs and on its goal to compositionally extent Cypher.

8 FUTURE WORK

This is preliminary work. Further extensions are needed in order to have a query language that is able to accommodate more use-cases.

Static graph. Support for multiple property graphs is required to combine static knowledge with streams of events. Considering our running example, this feature would allow combining a static property graph that describes the organizations of shops across the city, with the stream of events. Moreover, the real-world of *Network Monitoring* (cf Section 6) shows a clear need for distinguishing between a *static* graph source representing the network configuration and the stream of events happening on the network. Multiple graph support is already available with Cypher 10¹³ and Morpheus¹⁴. However, to the best of our knowledge, a formal specification of Cypher 10 is still missing. As an alternative, GQL is supposed to support multi-graphs query. Thus, future GQL formalization can be exploited to achieve such a goal.

Multi-stream. Multi-stream support allows developers to perform queries across streams. Considering our running example in Section 2, we can imagine to distinguish a stream describing when the coupons are used, limiting the notifications only to the users

that have not used their coupons yet. In real-world scenarios like those in Section 6, the need for processing data from multiple data sources is common. In particular, the *Crime Investigation* use-case highlights the need for consuming distinguished streams, e.g., a stream of crime reports and a stream of cameras observations. This will allow defining different windows operators tailored to tame the velocity of each stream separately.

Complex Event Recognition (CER). Stream processing languages are not limited to continuous analytics. Indeed, solutions for CER typically allow for filtering, combining, and transforming events [5, 15]. The most important features in CER languages are temporal operators that allow detecting patterns of events over unbounded streams. Extending Seraph for complex event recognition will benefit a number of use-cases that require complex stream transformations. For instance, in the context of the *Crime Investigation* use-case, we can imagine to monitor the movements of suspects upon the occurrence of a crime that may involve the suspects.

9 CONCLUSIONS

In this paper, we presented Seraph, a graph query language that compositionally extends the semantics and the syntax of Cypher 9 for dealing with streams of property graphs and continuous query answering. We introduced a running example that showcases the capabilities of the introduced language and, in particular, the continuous evaluation paradigm that allows for viewing the continuous evaluation as a sequence of instantaneous evaluations. Seraph extends Cypher formally specifying: i) the Seraph data model that extends the data model of Cypher to handle streams of graphs; ii) the continuous evaluation semantics of Seraph that, based on Cypher semantics, offers the possibility to merge events under unique name assumption automatically, specifies operators to transform streams of graphs in graphs, frames the concept of sequence of evaluation time instants, and defines operators to transform back the result of the evaluations in a stream of graphs; and iii) the Seraph syntax that extends the one of Cypher to provide continuous query answering. The present work aims to lay the keystone for future continuous graph query languages, such as the continuous extension of GQL (the new ISO standard for graph query languages). Even if, in this paper, we show that Seraph is exploitable in industrial use cases, some improvements are still needed. In particular, we foresee three important extensions: i) multi-stream support that allows for consuming two or more streams at a time, ii) multi-window support, i.e., the ability to define multiple sliding windows in the same query, and iii) static graph support that allows for exploiting existing knowledge base graphs.

REFERENCES

- [1] 2013. SPARQL 1.1 Query Language. <https://www.w3.org/TR/sparql11-query/>
- [2] Renzo Angles, Marcelo Arenas, Pablo Barceló, Peter A. Boncz, George H. L. Fletcher, Claudio Gutierrez, Tobias Lindaaker, Marcus Paradies, Stefan Plantikow, Juan F. Sequeda, Oskar van Rest, and Hannes Voigt. 2018. G-CORE: A Core for Future Graph Query Languages. In *Proceedings of the 2018 International Conference on Management of Data, SIGMOD Conference 2018, Houston, TX, USA, June 10-15, 2018*, Gautam Das, Christopher M. Jermaine, and Philip A. Bernstein (Eds.). ACM, 1421–1432. <https://doi.org/10.1145/3183713.3190654>
- [3] Renzo Angles and Claudio Gutiérrez. 2008. Survey of graph database models. *ACM Comput. Surv.* 40, 1 (2008), 1:1–1:39. <https://doi.org/10.1145/1322432.1322433>
- [4] Arvind Arasu, Shivnath Babu, and Jennifer Widom. 2006. The CQL continuous query language: semantic foundations and query execution. *VLDB J.* 15, 2 (2006), 121–142. <https://doi.org/10.1007/s00778-004-0147-z>

¹³<https://github.com/opencypher/openCypher>

¹⁴<https://github.com/opencypher/morpheus>

- [5] Alexander Artikis, Thomas Eiter, Alessandro Margara, and Stijn Vansummeren. 2020. Foundations of Composite Event Recognition (Dagstuhl Seminar 20071). *Dagstuhl Reports* 10, 2 (2020), 19–49. <https://doi.org/10.4230/DagRep.10.2.19>
- [6] Maciej Besta, Marc Fischer, Vasiliki Kalavri, Michael Kapralov, and Torsten Hoefler. 2019. Practice of Streaming and Dynamic Graphs: Concepts, Models, Systems, and Parallelism. *CoRR abs/1912.12740* (2019). arXiv:1912.12740 <http://arxiv.org/abs/1912.12740>
- [7] Antal Buza. 2006. Extension of CQL over Dynamic Databases. *J. UCS* 12, 9 (2006), 1165–1176. <https://doi.org/10.3217/jucs-012-09-1165>
- [8] Mar Cabra. 2016. How the ICJ Used Neo4j to Unravel the Panama Papers. <https://neo4j.com/blog/icij-neo4j-unravel-panama-papers/>
- [9] Hirokazu Chiba, Ryota Yamanaka, and Shota Matsumoto. 2019. Property Graph Exchange Format. *CoRR abs/1907.03936* (2019). arXiv:1907.03936 <http://arxiv.org/abs/1907.03936>
- [10] C. J. Date. 1984. Some Principles of Good Language Design (with especial reference to the design of database languages). *SIGMOD Rec.* 14, 3 (1984), 1–7. <https://doi.org/10.1145/984549.984550>
- [11] Daniele Dell'Aglio, Emanuele Della Valle, Jean-Paul Calbimonte, and Oscar Corcho. 2014. RSP-QL semantics: A unifying query model to explain heterogeneity of RDF stream processing systems. *International Journal on Semantic Web and Information Systems (IJSWIS)* 10, 4 (2014), 17–44.
- [12] Nihal Dindar, Nesime Tatbul, Renée J. Miller, Laura M. Haas, and Irina Botan. 2013. Modeling the execution semantics of stream processing engines with SECRET. *VLDB J.* 22, 4 (2013), 421–446. <https://doi.org/10.1007/s00778-012-0297-3>
- [13] Georgios Drakopoulos, Andreas Kanavos, and Athanasios K Tsakalidis. 2016. Evaluating Twitter Influence Ranking with System Theory. In *WEBIST (1)*. 113–120.
- [14] Nadime Francis, Alastair Green, Paolo Guagliardo, Leonid Libkin, Tobias Linddaaker, Victor Marsault, Stefan Plantikow, Mats Rydberg, Petra Selmer, and Andrés Taylor. 2018. Cypher: An Evolving Query Language for Property Graphs. In *Proceedings of the 2018 International Conference on Management of Data, SIGMOD Conference 2018, Houston, TX, USA, June 10-15, 2018*, Gautam Das, Christopher M. Jermaine, and Philip A. Bernstein (Eds.). ACM, 1433–1445. <https://doi.org/10.1145/3183713.3190657>
- [15] Nikos Giatrakos, Elias Alevizos, Alexander Artikis, Antonios Deligiannakis, and Minos N. Garofalakis. 2020. Complex event recognition in the Big Data era: a survey. *VLDB J.* 29, 1 (2020), 313–352. <https://doi.org/10.1007/s00778-019-00557-w>
- [16] Rosalba Giugno and Dennis E. Shasha. 2002. GraphGrep: A Fast and Universal Method for Querying Graphs. In *16th International Conference on Pattern Recognition, ICPR 2002, Quebec, Canada, August 11-15, 2002*. IEEE Computer Society, 112–115. <https://doi.org/10.1109/ICPR.2002.1048250>
- [17] Nathan Hawes, Ben Barham, and Cristina Cifuentes. 2015. Frappé: Querying the linux kernel dependency graph. In *Proceedings of the GRADES'15*. 1–6.
- [18] Martin Hirzel, Guillaume Baudart, Angela Bonifati, Emanuele Della Valle, Sherif Sakr, and Akrivi Vlachou. 2018. Stream Processing Languages in the Big Data Era. *SIGMOD Rec.* 47, 2 (2018), 29–40. <https://doi.org/10.1145/3299887.3299892>
- [19] Artem Lysenko, Irina A Roznovăţ, Mansoor Saqi, Alexander Mazein, Christopher J Rawlings, and Charles Auffray. 2016. Representing and querying disease networks using graph databases. *BioData mining* 9, 1 (2016), 23.
- [20] Ian Robinson, Jim Webber, and Emil Eifrem. 2013. *Graph databases*. " O'Reilly Media, Inc."
- [21] Sherif Sakr, Angela Bonifati, Hannes Voigt, Alexandru Iosup, Khaled Ammar, Renzo Angles, Walid G. Aref, Marcelo Arenas, Maciej Besta, Peter A. Boncz, Khuzaima Daudjee, Emanuele Della Valle, Stefania Dumbrava, Olaf Hartig, Bernhard Haslhofer, Tim Hegeman, Jan Hidders, Katja Hose, Adriana Iammitchi, Vasiliki Kalavri, Hugo Kapp, Wim Martens, M. Tamer Özsu, Eric Peukert, Stefan Plantikow, Mohamed Ragab, Matei Ripeanu, Semih Salihoglu, Christian Schulz, Petra Selmer, Juan F. Sequeda, Joshua Shinavier, Gábor Szárnyas, Riccardo Tommasini, Antonino Tumeo, Alexandru Uta, Ana Lucia Varbanescu, Hsiang-Yun Wu, Nikolay Yakovets, Da Yan, and Eiko Yoneki. 2020. The Future is Big Graphs! A Community View on Graph Processing Systems. *CoRR abs/2012.06171* (2020). arXiv:2012.06171 <https://arxiv.org/abs/2012.06171>
- [22] Jiwon Seo, Stephen Guo, and Monica S. Lam. 2015. SocialLite: An Efficient Graph Query Language Based on Datalog. *IEEE Trans. Knowl. Data Eng.* 27, 7 (2015), 1824–1837. <https://doi.org/10.1109/TKDE.2015.2405562>
- [23] Jiao Tao, Evren Sirin, Jie Bao, and Deborah L McGuinness. 2010. Integrity Constraints in OWL. In *AAAI*, Vol. 10. Citeseer, 1443–1448.
- [24] Douglas B. Terry, David Goldberg, David A. Nichols, and Brian M. Oki. 1992. Continuous Queries over Append-Only Databases. In *Proceedings of the 1992 ACM SIGMOD International Conference on Management of Data, San Diego, California, USA, June 2-5, 1992*, Michael Stonebraker (Ed.). ACM Press, 321–330. <https://doi.org/10.1145/130283.130333>
- [25] Riccardo Tommasini, Pieter Bonte, Femke Ongenaes, and Emanuele Della Valle. 2021. RSP4J: An API for RDF Stream Processing. In *The Semantic Web - 18th International Conference, ESWC 2021, Virtual Event, June 6-10, 2021, Proceedings (Lecture Notes in Computer Science)*, Ruben Verborgh, Katja Hose, Heiko Paulheim, Pierre-Antoine Champin, Maria Maleshkova, Óscar Corcho, Petar Ristoski, and Mehwish Alam (Eds.), Vol. 12731. Springer, 565–581. https://doi.org/10.1007/978-3-030-77385-4_34
- [26] Riccardo Tommasini, Sherif Sakr, Emanuele Della Valle, and Hoojat Jafarpour. 2020. Declarative Languages for Big Streaming Data. In *Proceedings of the 23rd International Conference on Extending Database Technology, EDBT 2020, Copenhagen, Denmark, March 30 - April 02, 2020*, Angela Bonifati, Yongluan Zhou, Marcos Antonio Vaz Salles, Alexander Böhm, Dan Olteanu, George H. L. Fletcher, Arijit Khan, and Bin Yang (Eds.). OpenProceedings.org, 643–646. <https://doi.org/10.5441/002/edbt.2020.84>
- [27] Emanuele Della Valle, Stefano Ceri, Frank van Harmelen, and Dieter Fensel. 2009. It's a Streaming World! Reasoning upon Rapidly Changing Information. *IEEE Intell. Syst.* 24, 6 (2009), 83–89.
- [28] Oskar van Rest, Sungpack Hong, Jinha Kim, Xuming Meng, and Hassan Chafi. 2016. PGQL: a property graph query language. In *Proceedings of the Fourth International Workshop on Graph Data Management Experiences and Systems, Redwood Shores, CA, USA, June 24 - 24, 2016*, Peter A. Boncz and Josep-Lluís Larriba-Pey (Eds.). ACM, 7. <https://doi.org/10.1145/2960414.2960421>
- [29] Peter T. Wood. 2012. Query languages for graph databases. *SIGMOD Rec.* 41, 1 (2012), 50–60. <https://doi.org/10.1145/2206869.2206879>
- [30] Ying Zhang, Minh-Duc Pham, Óscar Corcho, and Jean-Paul Calbimonte. 2012. SRBench: A Streaming RDF/SPARQL Benchmark. In *The Semantic Web - ISWC 2012 - 11th International Semantic Web Conference, Boston, MA, USA, November 11-15, 2012, Proceedings, Part I (Lecture Notes in Computer Science)*, Philippe Cudré-Mauroux, Jeff Heflin, Evren Sirin, Tania Tudorache, Jérôme Euzenat, Manfred Hauswirth, Josiane Xavier Parreira, Jim Hendler, Guus Schreiber, Abraham Bernstein, and Eva Blomqvist (Eds.), Vol. 7649. Springer, 641–657. https://doi.org/10.1007/978-3-642-35176-1_40