

# Data-driven method to learn the most probable transition pathway and stochastic differential equations

Jianyu Hu<sup>1</sup>, Dongfang Li<sup>1</sup>, Jinqiao Duan<sup>2</sup>, and Xiaoli Chen<sup>\*3</sup>

<sup>1</sup>School of Mathematics and Statistics, Center for Mathematical Sciences, Huazhong University of Science and Technology, Wuhan 430074, China

<sup>2</sup>Department of Applied Mathematics, College of Computing, Illinois Institute of Technology, Chicago, IL 60616, USA

<sup>3</sup>Department of Mathematics, National University of Singapore, 119077, Singapore

## Abstract

Transition phenomena between metastable states play an important role in complex systems due to noisy fluctuations. In this paper, the physics informed neural networks (PINNs) are presented to compute the most probable transition pathway. It is shown that the expected loss is bounded by the empirical loss. And the convergence result for the empirical loss is obtained. Then, a sampling method of rare events is presented to simulate the transition path by the Markovian bridge process. And we investigate the inverse problem to extract the stochastic differential equation from the most probable transition pathway data and the Markovian bridge process data, respectively. Finally, several numerical experiments are presented to verify the effectiveness of our methods.

**Key words:** physics informed neural networks; most probable transition pathway; Euler-Lagrange equation; Markovian bridge process; inverse problem.

## 1 Introduction

Stochastic dynamical systems arise in modeling complex phenomena in physical, chemical and biological sciences [1, 15, 16, 27]. Noisy fluctuations result in the transitions between metastable states [4, 13], which are impossible in deterministic systems. The Onsager-Machlup theory and the Freidlin-Wentzell theory are two essential tools to study the rare events of stochastic dynamical systems, which have been studied with a rich history; see for examples [6, 22, 26, 42]. They induce an action functional to quantify the probability of solution paths on a small tube, and provide information about system transitions. The minimum value of the action functional means the largest probability of the path tube, and the minimizer is the most probable transition pathway which is governed by the Euler-Lagrange equation. Comparing to samples of stochastic differential equations, the transition paths contain more important information, which are effective to extract the stochastic differential equation. In this way, the Onsager-Machlup theory and Freidlin-Wentzell theory provide a new perspective to infer the stochastic differential equation.

There exist some numerical methods for finding the most probable transition pathway. In the Onsager-Machlup framework, Dürr and Bach [17] regarded the action functional as an integral of a Lagrangian for determining the most probable transition pathway of a diffusion process by a variational principle. Chao and Duan [8] investigated the most probable transition pathway for scalar stochastic dynamical systems with Lévy noise by the Euler-Lagrange equation and shooting method. Hu and Chen [24] used a neural shooting method to compute the most probable transition pathway. For the small noise case, the

---

\*Corresponding author: Xiaoli Chen (xiaolichen1125@gmail.com)

Freidlin-Wentzell theory of large deviations provides a framework to understand the dynamics of transition phenomena and the description of the effect of small random perturbations [22, 42]. Numerical methods are developed to compute the most probable transition pathway, including the string method [18, 19], the minimum action method [20, 43, 44], the adaptive minimum action method [45, 48] and the geometric minimum action method [23]. In high dimension, the computing will become very complex and difficult.

It is remarkable that our viewpoint sheds some new light on recovering stochastic differential equations from transition paths. While in the previous works, the researchers used the solution samples. Opper et.al. [2] recovered the drift function through the variational estimation method. In [3, 39], the authors used the sparse learning to extract the stochastic differential equation. Chen et.al. [10] learned the stochastic differential equation from discrete particle samples at different time snapshots using the Fokker-Planck equation and neural network. In [47], Yang et.al. used samples from just a few snapshots of unpaired data to infer stochastic differential equations. Dietrich et.al. [12] proposed a maximal likelihood estimation to learn the stochastic differential equation with trajectories observation data. These methods require a lot of data of the solution samples.

Benefiting from the recent development of machine learning, the physics informed neural networks (PINNs) method [37] is successfully applied to solve differential equations and inverse problems [9, 31, 33, 38]. Shin et.al. [40] proved the convergence of the PINNs method to solve the linear second-order elliptic and parabolic type partial differential equations. Combining with the PINNs method, we use the Onsager-Machlup theory and Freidlin-Wentzell theory to compute most probable transition pathway and infer the stochastic differential equation. Different to the PINNs method for solving the partial differential equations [40], we prove a convergence result of the PINNs method to solve the nonlinear Euler-Lagrange equation with initial and final states. Under the probabilistic space filling arguments, we bound the expected PINNs loss in terms of the empirical PINNs loss. And we also show the convergence result for the empirical loss, which provides a theoretical support for computing the most probable transition pathway.

For the inverse problem, we use the neural network to extract the drift function of the stochastic differential equation in both Onsager-Machlup framework and Freidlin-Wentzell framework from the observation data. The observation data are transition paths of the stochastic differential equation, sampled by the corresponding Markovian bridge process [11, 36] in one dimension. And in high dimension, the transition paths can not be easily simulated as we know. Instead, we use the most transition pathway computed by the PINNs method with Gaussian noise as the observation data. As a comparison, we also extract the drift function from the observation data computed by the PINNs method.

In this paper, we present a new viewpoint to compute the most transition pathway and extract stochastic differential equations. It is convenient to calculate the most transition pathway, using the PINNs method. We propose a convergence result of the PINNs method of the nonlinear Euler-Lagrange equation. It is shown that the expected loss is bounded by the empirical loss. To extract the stochastic differential equation, both parametric and non-parametric methods are presented from the transition paths data rather than solution samples. Our method need less data to infer the stochastic differential equation, comparing with existed methods [2, 3, 10].

The remainder of this paper is structured as follows. In section 2, we introduce the Onsager-Machlup theory and Freidlin-Wentzell theory to quantify the rare events of stochastic dynamical systems. Then by the variational principle, we apply the corresponding Euler-Lagrange equation to compute the most probable transition pathway, and introduce the Markovian bridge process to sample such rare events. In section 3, we prove a convergence result of the PINNs method to solve the Euler-Lagrange equation. Moreover, we present both parametric and non-parametric methods to extract the drift function through neural networks. Some numerical experiments are presented in section 4, followed in section 5 with conclusion.

## 2 Mathematical setup

Consider the following stochastic differential equation

$$dX(t) = f(X(t))dt + \varepsilon\sigma(X(t))dW(t), \quad (2.1)$$

for  $t \in [0, T]$ , with initial data  $X(0) = x_0 \in \mathbb{R}^d$ , where  $f : \mathbb{R}^d \rightarrow \mathbb{R}^d$  is a drift function,  $\sigma : \mathbb{R}^d \rightarrow \mathbb{R}^{d \times k}$  is a  $d \times k$  matrix diffusion function,  $W$  is a Brownian motion in  $\mathbb{R}^k$ , and  $\varepsilon$  is a positive parameter.

The well-posedness of stochastic differential equation (2.1) has been widely investigated [28]. If the drift and diffusion coefficients are locally Lipschitz and satisfy “one-sided linear growth condition”, there exists a unique global solution to (2.1). We are interested in the transition phenomena between two metastable states (taking as the stable equilibrium states of the corresponding deterministic system) and learning the drift coefficient from the observation data.

### 2.1 Onsager-Machlup action functional and Freidlin-Wentzell action functional

To investigate transition phenomena, one should estimate the probability of the solution paths on a small tube. When the parameter  $\varepsilon$  is a positive constant, we could use Onsager-Machlup action functional to quantify these transition paths on a small tube of a given function. While for the parameter  $\varepsilon$  asymptotically small, the large deviation theory works well, which yields the Freidlin-Wentzell action functional.

The Onsager-Machlup theory of stochastic dynamical system (2.1) gives an approximation of the probability

$$\mathbb{P}(\{\|X - z\|_T \leq \delta\}) \propto C(\delta, T) \exp\{-S^{OM}(z, \dot{z})\}, \quad (2.2)$$

where  $\delta$  is positive and sufficiently small,  $z$  is in the space of continuous functions in the time interval  $[0, T]$ ,  $\|\cdot\|_T$  is the uniform norm of this space, and the Onsager-Machlup action functional  $S^{OM}$  is defined as

$$S^{OM}(z, \dot{z}) = \frac{1}{2} \int_0^T [\dot{z} - f(z)] [\varepsilon^2 \sigma \sigma^T(z)]^{-1} [\dot{z} - f(z)] + \nabla \cdot f(z) dt. \quad (2.3)$$

The Freidlin-Wentzell theory of large deviations asserts that, for  $\delta, \varepsilon$  positive and sufficiently small,

$$\mathbb{P}(\{\|X - z\|_T \leq \delta\}) \propto C(\delta, T) \exp\{-\varepsilon^{-2} S^{FW}(z, \dot{z})\}, \quad (2.4)$$

where the Freidlin-Wentzell action functional  $S^{FW}$  is defined as

$$S^{FW}(z, \dot{z}) = \frac{1}{2} \int_0^T [\dot{z} - f(z)] [\sigma \sigma^T(z)]^{-1} [\dot{z} - f(z)] dt. \quad (2.5)$$

Both action functionals are successfully applied to find the most probable transition pathway for stochastic dynamical systems. The Onsager-Machlup action functional seems a more precise approximation, since it has an additional divergence term  $\nabla \cdot f$ . For  $\varepsilon$  sufficiently small, the Onsager-Machlup action functional  $S^{OM}$  roughly approaches to the Freidlin-Wentzell action functional  $\varepsilon^{-2} S^{FW}$ . But rigorously speaking, they are different, even when  $\varepsilon$  tends to zero. Under a renormalization, they coincide [30].

## 2.2 Euler-Lagrange equation and the most probable transition pathway

For simplicity, we write the action functional as the integral of a Lagrangian function

$$S(z, \dot{z}) = \frac{1}{2} \int_0^T L(z, \dot{z}) dt, \quad (2.6)$$

where the Lagrangian  $L$  could be the integrand of the Onsager-Machlup action functional  $S^{OM}$  or the Freidlin-Wentzell action functional  $S^{FW}$ . The minimum value of the action functional (2.6) means the largest probability of path tube. Therefore, by minimizing the action functional (2.6), we could find the most probable transition pathway of the stochastic differential equation (2.1). We emphasize that, the most probable transition pathway is not the real path for the stochastic system. It captures sample paths of the largest probability around its neighbourhood.

To this end, we restrict ourselves on transition pathways to twice differentiable functions with fixed initial and final states. Then by the variational principle, the most probable transition pathway of the stochastic differential equation (2.1) satisfies the Euler-Lagrange equation

$$\frac{d}{dt} \frac{\partial}{\partial \dot{z}} L(z, \dot{z}) = \frac{\partial}{\partial z} L(z, \dot{z}), \quad (2.7)$$

with initial and final conditions  $z(0) = x_0$ ,  $z(T) = x_T$ . Here,  $x_0$  and  $x_T$  are often chosen as two metastable states. The existence and regularity of the minimum for the action functional (2.6) are studied in [8,22,24].

If the diffusion is a diagonal constant matrix, i.e.,  $\sigma = \text{diag}\{\sigma_{11}, \dots, \sigma_{dd}\}$ , the Euler-Lagrange equation corresponding to the Onsager-Machlup action functional reduces to

$$\ddot{z}_k = \dot{z}^j [\partial_j f^k(z) - \frac{\sigma_{kk}^2}{\sigma_{jj}^2} \partial_k f^j(z)] + \frac{\sigma_{kk}^2}{\sigma_{jj}^2} f^j(z) \partial_k f^j(z) + \frac{\varepsilon^2 \sigma_{kk}^2}{2} \partial_k \partial_j f^j(z), \quad (2.8)$$

for  $k = 1, \dots, d$ . In addition, if  $\sigma$  is an identity matrix, the Euler-Lagrange equation corresponding to the Freidlin-Wentzell action functional reduces to

$$\ddot{z}_k = \dot{z}^j [\partial_j f^k(z) - \partial_k f^j(z)] + f^j(z) \partial_k f^j(z), \quad (2.9)$$

for  $k = 1, \dots, d$ . Here, we use the Einstein sum for  $j$ .

## 2.3 The sampling of transition paths

A transition path is a sample path of the stochastic dynamical system (2.1) starting at an initial point  $x_0$  and ending at the final point  $x_T$  at time  $T$ . The transition state theory offers a framework for sampling such rare events [21, 32]. By means of the Doob transformation [14], the stochastic differential equation (2.1), starting at  $x_0$  and ending at  $x_T$  at time  $T$ , has the same law as a Markovian bridge process [7] governed by

$$dY(t) = \left[ f(Y(t)) + A(Y(t)) \frac{\nabla p(x_T, T | Y(t), t)}{p(x_T, T | Y(t), t)} \right] dt + \varepsilon \sigma(Y(t)) d\hat{W}(t), \quad (2.10)$$

where the covariance matrix  $A(x) = \varepsilon^2 \sigma(x) \sigma^T(x)$ ,  $\hat{W}$  is a Brownian motion in  $\mathbb{R}^d$  and the transition probability density function  $p(x_T, T | x, t)$  satisfies the Kolmogorov backward equation

$$\frac{\partial p(x_T, T | x, t)}{\partial t} = -f(x) \cdot \nabla p(x_T, T | x, t) - \frac{1}{2} A(x) \Delta p(x_T, T | x, t). \quad (2.11)$$

We remark that, with probability one, the samples of this Markovian bridge process (2.10) will move from initial point  $x_0$  to final point  $x_T$  when the time  $t$  goes to  $T$ .

Similar to sample with the forward committor function [29,32], we could not characterize the transition probability density function  $p(x_T, T | x, t)$  analytically in general. Moreover, computing the transition probability density function highly needs the information of (2.1), since we want to learn the drift function from the observations of transition paths. An alternative way to deal with this problem is to make approximations. To this end, we consider the additive noise case, i.e., we take the diffusion  $\sigma = 1$  in (2.1).

With constant noise intensity  $\varepsilon$ , when the transition time  $T$  is short, the Markovian bridge process (2.10) can be approximated [36] by the following stochastic differential equation

$$dZ(t) = \left[ \frac{x_T - Z(t)}{T - t} - \frac{T - t}{4} \nabla g(Z(t)) \right] dt + \varepsilon d\hat{W}_t, \quad t \in [0, T), \quad (2.12)$$

where  $g(x) = |f(x)|^2 - \varepsilon \nabla \cdot f(x)$ . Using this approximation, we can sample the transition paths for (2.1) under the Onsager-Machlup framework.

When the noise intensity  $\varepsilon$  tends to zero, the Markovian bridge process (2.10) in one dimension can be approximated [11] by the following stochastic differential equation

$$dZ(t) = \left[ \frac{x_T - Z(t)}{T - t} - \frac{T - t}{2} \int_0^1 (1 - u) \frac{d}{dx} [(f(x))^2] (x_T u + Z(1 - u)) du \right] dt + \varepsilon d\hat{W}(t), \quad (2.13)$$

for  $t \in [0, T)$ . Using this approximation, we can sample the transition paths for (2.1) under the Freidlin-Wentzell framework.

These transition paths can be considered as the simulation of the original stochastic differential equations (2.1). The most probable transition pathway of stochastic differential equations (2.1) and (2.10) coincides [25]. In next section, we will use the expectation of transition paths as the most probable transition pathway observation data to extract the drift function.

## 2.4 Neural Networks

Let  $h^L : \mathbb{R}^{n_0} \rightarrow \mathbb{R}^{n_L}$  be a fully connected neural network with depth  $L$  and width  $n_j$  in the  $j$ -th layer. In the  $j$ -th layer, denote the weight matrix  $w^j \in \mathbb{R}^{n_j \times n_{j-1}}$  and the bias vector  $b^j \in \mathbb{R}^{n_j}$ . Let  $\theta_L := \{w^j, b^j\}_{1 \leq j \leq L}$ . Given an activation function  $\sigma(\cdot)$ , the neural network is defined by

$$h^j(\mathbf{x}) = \begin{cases} w^j \sigma(h^{j-1}(\mathbf{x})) + b^j, & \text{for } 2 \leq j \leq L, \\ w^1 \mathbf{x} + b^1, & \text{for } j = 1. \end{cases} \quad (2.14)$$

The input is  $\mathbf{x} \in \mathbb{R}^{n_0}$ , and the output of the  $j$ -th layer is  $h^j(\mathbf{x}) \in \mathbb{R}^{n_j}$ . Popular choices of activation functions include the sigmoid ( $1/(1 + e^{-x})$ ), the hyperbolic tangent ( $\tanh(x)$ ), and the rectified linear unit ( $\max\{x, 0\}$ ). Note that  $h^L$  is called a  $(L-1)$  hidden layer neural network or a  $L$ -layer neural network.

Since neural network  $h^L(\mathbf{x})$  depends on the parameters  $\theta_L$ , we often denote  $h^L(\mathbf{x})$  by  $h^L(\mathbf{x}; \theta_L)$ . Given a neural network structure, we define a neural network function class

$$\mathcal{H}_n = \left\{ h^L(\cdot; \theta_L) : \mathbb{R}^{n_0} \mapsto \mathbb{R}^{n_L} \mid \theta_L = \{(w^j, b^j)\}_{j=1}^L \right\}. \quad (2.15)$$

## 3 Methodology

Under the Onsager-Machlup framework and Freidlin-Wentzell framework, the minimizer of the action functional means the largest probability of the occurrence of transition. We use neural networks to compute the most probable transition pathway by solving the Euler-Lagrange equation, and compare

it with the expectation of transition paths simulated from the Markovian bridge process. Then, we consider the inverse problem to learn the drift function  $f$  and most probable transition pathway from the observation data.

### 3.1 Forward problem of the Euler-Lagrange equation

Consider the following Euler-Lagrangian equation:

$$\ddot{z} = g(z, \dot{z}), \quad (3.1)$$

with initial point  $z(0) = x_0$  and final point  $z(T) = x_T$ , where  $g$  is related to the drift function  $f$  and the diffusion function  $\sigma$  of the stochastic dynamical system (2.1). Here, equation (3.1) could be the Euler-Lagrangian equation in both Onsager-Machlup framework (2.8) and Freidlin-Wentzell framework (2.9).

We recall the notations for the function spaces. Denote  $U = (0, T)$ . For a positive integer  $k$ , let  $C^k(U)$  be the set of vector-valued functions whose derivatives of order  $\leq k$  are continuous in  $U$ . Denote  $C^k(\bar{U})$  be the set of functions in  $C^k(U)$  whose derivatives of order  $\leq k$  have continuous extensions to  $U$ . A function  $f$  is Hölder continuous with exponent  $\alpha$  ( $0 < \alpha \leq 1$ ) in  $U$ , if

$$[f]_{\alpha;U} = \sup_{x,y \in U, x \neq y} \frac{\|f(x) - f(y)\|}{|x - y|^\alpha} < \infty, \quad (3.2)$$

where  $\|\cdot\|$  is the Euclidean norm in  $\mathbb{R}^d$ . Note that if  $\alpha = 1$ ,  $f$  is a Lipschitz vector-valued function.

For positive integer  $k$  and exponent  $\alpha$  with  $0 < \alpha \leq 1$ , we define the Hölder space

$$C^{k,\alpha}(\bar{U}) = \{f \in C^k(\bar{U}) | f^{(k)} \text{ is Hölder continuous with exponent } \alpha\}, \quad (3.3)$$

where  $f^{(k)}$  is the derivative of order  $k$  for  $f$ . Equipping with the norm

$$\|f\|_{k,\alpha} = \sum_{j=1}^k \sup_{x \in U} \|f^{(j)}(x)\| + [f^{(k)}]_{\alpha;U}, \quad (3.4)$$

the Hölder space  $C^{k,\alpha}(\bar{U})$  is a Banach space. Denote  $[f]_{k,\alpha;U} = [f^{(k)}]_{\alpha;U}$  and  $[f]_{0,\alpha;U} = [f]_{\alpha;U}$ .

We will consider the solution of the Euler-Lagrange equation (3.1) in the Hölder spaces  $C^{k,\alpha}([0, T])$  and use the PINNs method [37, 40] to compute the most probable transition pathway. Comparing to solving the partial differential equations, the solution of the Euler-Lagrange equation is a vector-valued function in a time interval  $[0, T]$ . They proved convergence results for linear partial differential equations. In our case, the convergence results for nonlinear differential equations are proved.

We approximate the solution to the Euler-Lagrange equation (3.1) from a set of training data, which consist of residual data, initial and final data. Denote the residual data as  $\{(t_j, [\ddot{z} - g(\dot{z}, z)](t_j))\}_{j=1}^m$ , where  $t_j \in U = (0, T)$ , and the initial and final data  $\{(0, x_0), (T, x_T)\}$ . We denote the residual input data points as  $\mathcal{T}^m = \{t_j\}_{j=1}^m$ , where  $m$  represents the number of residual training data points in  $(0, T)$ .

Given a class of neural networks  $\mathcal{H}_n$  defined as (2.15), we seek to find a neural network  $h^*$  in  $\mathcal{H}_n$  that minimizes an objective (loss) function. Let  $h \in \mathcal{H}_n$ . We consider the expected PINNs loss

$$\text{Loss}^{\text{PINN}}(h, \lambda) = \lambda_r \|\ddot{h} - g(\dot{h}, h)\|_{L^2(U;\mu)}^2 + \frac{\lambda_b}{2} (\|h(0) - x_0\|^2 + \|h(T) - x_T\|^2), \quad (3.5)$$

where  $\|\cdot\|$  is the Euclidean norm in  $\mathbb{R}^d$ ,  $\lambda_r$  and  $\lambda_b$  are positive constants with  $\lambda = (\lambda_r, \lambda_b)$ , and  $\mu$  is a probability distribution in  $U = (0, T)$ .

Suppose the residual input data points  $\mathcal{T}^m$  are independently and identically distributed samples from probability distribution  $\mu$ . Let the empirical probability distribution on  $\mathcal{T}^m$  by  $\mu^m = \frac{1}{m} \sum_{j=1}^m \delta_{t_j}$ . Thus, the empirical PINN loss is given by

$$\text{Loss}_m^{\text{PINN}}(h, \lambda) = \frac{\lambda_r}{m} \sum_{j=1}^m \|[\ddot{h} - g(\dot{h}, h)](t_j)\|^2 + \frac{\lambda_b}{2} (\|h(0) - x_0\|^2 + \|h(T) - x_T\|^2). \quad (3.6)$$

We use the neural network training to find the solution of the Euler-Lagrange equation (3.1). However, sometimes, we do not know whether the neural network class  $\mathcal{H}_n$  contains the exact solution  $z^*$  of the Euler-Lagrange equation. Even when  $z^* \in \mathcal{H}_n$  and we find a global solution in  $\mathcal{H}_n$ , there is no guarantee that the minimizer we found coincide the solution  $z^*$ , since there could be multiple global minimizers.

Suppose that there always exists a unique solution of the Euler-Lagrange equation (3.1). Since the expected PINN loss depends on the selection of the training data distribution  $\mu$ , we assume that the training data distribution  $\mu$  satisfies the probabilistic space filling arguments conditions [5,40]. Thus, we make the following assumptions.

**Assumption 1.** Let  $\mu$  be probability distributions defined on  $U = (0, T)$  and  $\rho$  be its probability density with respect to the Lebesgue measure on  $U$ .

1. The probability density  $\rho$  is supported in  $U$  and  $\inf_U \rho > 0$ .
2. For every  $\delta > 0$ , there exists a partition of  $U$ ,  $\{U_j^\delta\}_{j=1}^{K_\delta}$ , that depend on  $\delta$  such that for each  $j$ , there exists a interval  $H^\delta(t_j)$  of length  $\delta$  centered  $t_j \in U$ , respectively, satisfying  $U_j^\delta \subset H^\delta(t_j)$ .
3. There exist positive constants  $c$  and  $C$ , such that for all  $\delta > 0$ , the partitions from the above satisfy  $\mu(U_j^\delta) \geq c\delta$  for all  $j$  and for all  $t \in U$ ,  $\mu(B_\delta(t) \cap U) \leq C\delta$ , where  $B_\delta(t)$  is a closed interval of radius  $\delta$  centered at  $t \in U$ . Here, the constants  $c, C$  depend only on  $(U, \mu)$ .

We state the result that bounds the expected PINN loss in terms of the empirical PINN loss.

**Theorem 3.1.** Suppose Assumption 1 holds. Assume that  $g$  is Lipschitz for the variables  $z$  and  $\dot{z}$  with a Lipschitz constant  $L$ . Let  $\mathcal{T}^m$  are independently and identically distributed samples from probability distribution  $\mu$ . For some  $\alpha$  with  $0 < \alpha \leq 1$ , let  $h$  satisfy

$$R(h) = [h]_{0,\alpha;U} + [h]_{1,\alpha;U} + [h]_{2,\alpha;U} < \infty. \quad (3.7)$$

Then, with probability  $1 - \sqrt{m}(1 - 1/\sqrt{m})^m$ , at least, we have

$$\text{Loss}_m^{\text{PINN}}(h; \lambda) \leq \frac{C}{c} m^{\frac{1}{2}} \cdot (\text{Loss}_m^{\text{PINN}}(h; \lambda) + \lambda_m^R R(h)), \quad (3.8)$$

where  $\lambda_m^R = \frac{3(L^2+1)}{C \cdot c^{2\alpha-1}} \cdot m^{-\alpha-\frac{1}{2}}$ .

*Proof.* The detailed proof is in Appendix A. □

**Remark 3.2.** (i) The Assumption 1 can be satisfied in many practical cases, for example, the uniform probability distributions on  $U$ . Also note that the functional  $R(h)$  is independent of the samples and  $\lambda_m^R \rightarrow 0$ , as  $m \rightarrow \infty$ . Thus, when  $m \rightarrow \infty$ , the influence of the functional term  $R(h)$  will fade away. We call  $R(h)$  the regularization functional, and denote the Hölder regularized loss as

$$\text{Loss}_m^{\text{PINN}}(h; \lambda, \lambda_m^R) = \text{Loss}_m^{\text{PINN}}(h; \lambda) + \lambda_m^R R(h). \quad (3.9)$$

(ii) Let the equation (3.1) coincide to the Euler-Lagrange equation (2.7). If  $A = \sigma\sigma^T$  is no-degenerate, and  $f, \nabla f, A, \nabla A$  are bounded Lipschitz, then the function  $g$  is Lipschitz for the variables  $z$  and  $\dot{z}$  in the Freidlin-Wentzell case. If adding the condition that the gradient of  $\nabla f$  is bounded Lipschitz, then  $g$  is Lipschitz for the variables  $z$  and  $\dot{z}$  in the Onsager-Machlup case.

Next, we will show the convergence result of the empirical PINNs loss under the following assumptions.

**Assumption 2.** Denote  $U = (0, T)$ . Let  $k$  be the highest order of the derivative shown in the Euler-Lagrange equation (3.1) and  $\alpha \in (0, 1]$ . Suppose that

1. for each  $m$ , let  $\mathcal{H}_n$  be a class of neural networks in  $C^{k, \alpha}(\bar{U})$  such that for all  $h \in \mathcal{H}_n$ ,  $\ddot{h}, \dot{h}, h \in C^{0, \alpha}(U)$ ;

2. for each  $m$ ,  $\mathcal{H}_n$  contains a network  $z_m^*$  satisfying  $\text{Loss}_m^{\text{PINN}}(z_m^*; \lambda) = \mathcal{O}(m^{-\alpha - \frac{1}{2}})$ ;

3. and we have,

$$R^* = \sup_m R(z_m^*) = \sup_m ([z_m^*]_{0, \alpha; U} + [z_m^*]_{1, \alpha; U} + [z_m^*]_{2, \alpha; U}) < \infty. \quad (3.10)$$

Now we state the following theorem.

**Theorem 3.3.** Suppose Assumption 1 and Assumption 2 hold. Assume that  $g$  is Lipschitz for the variables  $z$  and  $\dot{z}$  with a Lipschitz constant  $L$ . Let  $\mathcal{T}^m$  be independently and identically distributed samples from probability distribution  $\mu$ . For some  $\alpha$  with  $0 < \alpha \leq 1$ , let  $h_m$  be a minimizer of the Hölder regularized loss  $\text{Loss}_m^{\text{PINN}}(h_m; \lambda, \lambda_m^R)$  defined in (3.9). Then, with probability  $1 - \sqrt{m}(1 - 1/\sqrt{m})^m$ , at least, we have

$$\text{Loss}^{\text{PINN}}(h_m; \lambda) = \mathcal{O}(m^{-\alpha}). \quad (3.11)$$

*Proof.* The detailed proof is in Appendix B. □

## 3.2 Inverse problem of the parameterized Euler-Lagrange equation

Consider the following parameterized Euler-Lagrange equation

$$\ddot{z} = g(z, \dot{z}, \beta), \quad (3.12)$$

with  $z(0) = x_0, z(T) = x_T$ , where the parameter  $\beta$  comes from the drift function  $f(z, \beta_1)$  and diffusion function  $\sigma$  of the stochastic dynamical system (2.1) and  $\beta = (\beta_1, \sigma)$ . Here  $g$  is related to the drift function  $f$  and the diffusion function  $\sigma$ .

In this subsection, we learn the parameters in the drift function of the stochastic dynamical system (2.1) under both Onsager-Machlup framework and Freidlin-Wentzell framework through the parameterized Euler-Lagrange equation and observation data. The observation data is calculated by the Markovian bridge process (2.12) for Onsager-Machlup framework and (2.13) for Freidlin-Wentzell framework corresponding to the stochastic differential equation. We simulate 10 transition paths for each framework, and then take the expectation as the approximation of the most probable transition pathway. For a comparison, we also use the most probable transition pathway, computed by the neural network, as the observation data.

However, in high dimension, there is no simple approximation like (2.12) and (2.13) in one dimension to simplify the Markovian bridge process (2.10). So we would have to compute the committor function or the Kolmogorov backward equation, which is not ideal. Instead, we do a Gaussian perturbation of the most probable transition pathway, computed by the neural network as the observation data to approximate the transition paths.

Denote the observation data  $\{z(t_i)\}_{i=1}^N$  with  $z(t_0) = x_0$  and  $z(t_N) = x_T$ . Let  $h \in \mathcal{H}_n$ . We define the observation data loss as

$$\text{Loss}_{ob} = \frac{1}{N} \sum_{j=1}^N (h(t_j) - z(t_j))^2. \quad (3.13)$$



Thus our objective (loss) function is

$$\text{Loss}^{\text{PINN}}(h, \beta; \lambda) = \|\ddot{h} - g(h, \dot{h}, \beta)\|_{L^2(U; \mu)}^2 + \frac{\lambda_d}{N} \sum_{j=1}^N \|h(t_j) - z(t_j)\|^2, \quad (3.14)$$

where  $\lambda_d$  is a positive constant, which is used to balance the PINN loss and observation data loss. Then we use Adam optimizer to train the loss function to obtain the optimal neural network and parameters  $\beta$  in the stochastic differential equation.

### 3.3 Inverse problem of the non-parameterized Euler-Lagrange equation

In subsection 3.2, we parameterized the drift function, and learned the parameters and the most probable transition pathway from sparse observation data. In this subsection, we consider the unknown drift case. We use a neural network to approximate the drift function and discretize the Euler-Lagrange equation to obtain the loss function. Thus, we shall suppose the Euler-Lagrange equation:

$$\ddot{z} = g(z, \dot{z}, f(z)), \quad (3.15)$$

where  $f$  is the drift function of the stochastic differential equation. Let the observation data be  $\{z(t_i)\}_{i=1}^N$ , where  $t_i = i\tau$  and  $\tau = \frac{T}{N}$ . The discretization scheme for the Euler-Lagrange equation is

$$\frac{z(t_{i+1}) - 2z(t_i) + z(t_{i-1}))}{\tau^2} = g(z(t_i), \frac{z(t_{i+1}) - z(t_{i-1}))}{2\tau}, f(z_i)). \quad (3.16)$$

We construct a fully connected neural network  $f_{NN}$  to approximate the drift term  $f$  with input  $z$ . Therefore, the loss function of non-parameterized Euler-Lagrange equation is defined as

$$\text{Loss}_{ode} = \frac{1}{N-2} \sum_{i=2}^{N-1} \left( \frac{z(t_{i+1}) - 2z(t_i) + z(t_{i-1}))}{\tau^2} - g(z(t_i), \frac{z(t_{i+1}) - z(t_{i-1}))}{2\tau}, f_{NN}(z_i)) \right)^2. \quad (3.17)$$

The goal is to learn the drift function. But the observation is only one path, which is difficult to recover the stochastic differential equation well. So we also add some observation data of the drift function,  $\{f(z_i)\}_{i=1}^{N_d}$ . We use mean square error to measure this loss

$$\text{Loss}_{drift} = \frac{1}{N_d} \sum_{i=1}^{N_d} (f_{NN}(z_i) - f(z_i))^2. \quad (3.18)$$

Therefore, the total loss of non-parameterized Euler-Lagrange equation is

$$\text{Loss} = \text{Loss}_{ode} + \gamma_1 \text{Loss}_{drift} + \gamma_2 \|w_d\|_2^2, \quad (3.19)$$

where  $\|w_d\|_2$  is the  $L_2$  regularization with the weights  $w_d$  in the neural network, and  $\gamma_1$  and  $\gamma_2$  are positive constant parameters to balance the three loss terms. Note that if  $\gamma_1 = 0$ , no observation data of the drift function is considered, and if  $\gamma_2 = 0$ , no regularization of the weights is considered.

## 4 Numerical experiments

In this section, we conduct the numerical experiments for several examples in both Freidlin-Wentzell framework and Onsager-Machlup framework. For these examples, we compute the most probable transition pathway in two ways. One is averaging the samples of the transition paths generated from the

Markovian bridge process and the other is using the PINN method to solve the Euler-Lagrange equation. Moreover, we recover stochastic differential equations from the observation data in both parameter and non-parameter cases.

In our experiments, the Markovian bridge process data are computed by the Markovian bridge process (2.12) and (2.13). In the Freidlin-Wentzell framework, we simulate 10 transition paths with noise intensity  $\sigma = 0.0001$ , using the approximate Markovian bridge process (2.13), and average these 10 transition paths to approximate the most probable transition pathway. In the Onsager-Machlup framework, we chose the approximate Markovian bridge process (2.12) with the noise intensity  $\sigma = 0.1$ . All the neural networks have 4 hidden layers and 20 neurons per layer, with tanh activation function. The weights are initialized with truncated normal distributions and the biases are initialized as zero. The Adam optimizer with a learning rate of  $10^{-4}$  is used to train the loss function. In one dimension, the number of residual points for evaluating the Euler-Lagrange equation is  $m = 1001$ , while in two dimension the number is  $m = 501$ .

## 4.1 Stochastic gene regulation model

Consider the following gene regulation model [41, 46]

$$dX(t) = \left( \frac{k_f X(t)^2}{X(t)^2 + K_d} - k_d X(t) + R_{bas} \right) dt + \sigma dW(t), \quad (4.1)$$

where  $\sigma$  is the noise intensity. It is assumed that the transcription rate saturates with the transcription factor activator dimer concentration to a maximal rate  $k_f$ , transcription factor activator degrades with first-order kinetics with the rate  $k_d$ , and the transcription factor activator dimer dissociates from specific responsive elements with the constant  $K_D$ . The basal rate of the synthesis of the activator is  $R_{bas}$ .

This is a gradient system

$$dX(t) = -U'(X(t))dt + \sigma dW(t), \quad (4.2)$$

with the potential  $U(x) = k_f \sqrt{K_D} \arctan \frac{x}{\sqrt{K_D}} + \frac{k_d}{2} x^2 - (R_{bas} + k_f)x$ . We choose proper parameters  $K_d = 10$ ,  $k_f = 6$ ,  $k_d = 1$  and  $R_{bas} = 0.6$  in this genetic regulatory system on the basis of genetic significance. Thus, there are two stable states 0.62685 and 4.28343, and a unstable state 1.48971 in the corresponding deterministic system.

### Freidlin-Wentzell framework

Under the Freidlin-Wentzell framework, the most probable transition pathway satisfies the Euler-Lagrange equation

$$\ddot{z} = \left( \frac{k_f z^2}{z^2 + K_d} - k_d z + R_{bas} \right) \left( \frac{2k_f K_d z}{(z^2 + K_d)^2} - k_d \right), \quad (4.3)$$

with two boundary points  $z(0) = 0.62685$  and  $z(T) = 4.28343$ .

We compute the most probable transition pathway for different transition times as shown in Fig.1(a). The red curves are computed by the neural network to the Euler-Lagrange equation (4.3), through optimizing the loss function (3.6) with  $\lambda_r = 1$  and  $\lambda_b = 1$ . The green curves are obtained from the Markovian bridge process of transition paths. As shown in Fig.1(a), for different transition times, they coincide very well.

We learn these parameters  $k_f, K_d, k_d$  and  $R_{bas}$  in drift function ( $f(x) = \frac{k_f x^2}{x^2 + K_d} - k_d x + R_{bas}$ ) from the observation data through optimising the loss function (3.14) with  $\lambda_d = 1$  with learning rate  $10^{-3}$ . The observation data are given in Fig.1(a) and we uniformly choose the number of the observation data  $N = 21$ . The parameter evolution predictions as the iteration of the optimizer progresses for transition

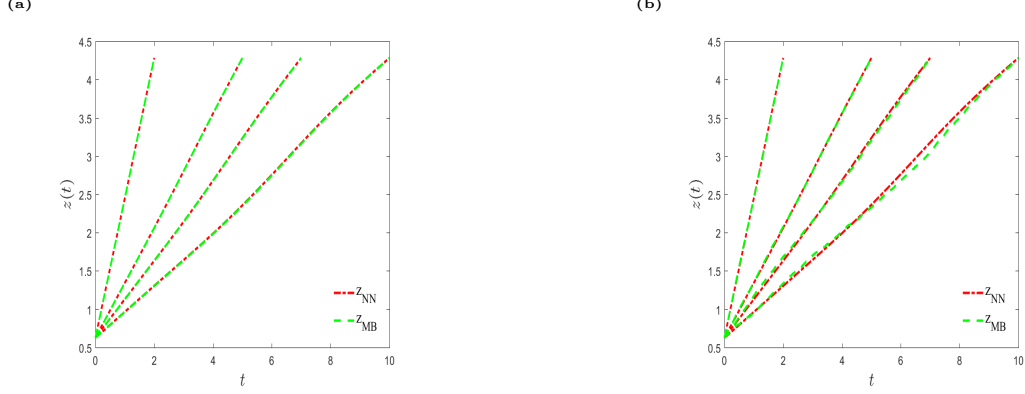


Figure 1: **The most probable transition pathway of the stochastic gene regulation model for different transition times  $T = 2, 5, 7, 10$ .** (a) Freidlin-Wentzell framework ( $\sigma \ll 1$ ); (b) Onsager-Machlup framework ( $\sigma = 0.1$ ). Red curves are computed by the neural network for the Euler-Lagrange equation. Green curves are computed through the transition paths generated by the Markovian bridge process.

times  $T = 5, 7, 10$  are shown in Fig.2(a1)-(a3). Black curves are true parameters with  $K_d = 10$ ,  $k_f = 6$ ,  $k_d = 1$  and  $R_{bas} = 0.6$ . Green curves are learned by Markovian bridge process observation data and red curves are computed by neural network observation data. We see that the learned parameters are very close to the real parameters with error less than 5% in both types of observation data. Fig.2(b1)-(b3) present the learned results of the drift functions. It shows that the PINNs method could effectively recover the stochastic dynamical structures for both neural network observation data and Markovian bridge process observation data.

We also do the nonparametric estimation for the drift function from above two types of observation data for different transition times through optimising the loss function (3.19) with  $\gamma_1 = 10000$  and  $\gamma_2 = 0$ . In this part, we use a fully connected neural network to approximate the drift function. For case I, we have the observation data of the transition path with  $N = 1001$  and no observation data of drift function ( $N_d = 0$ ). For case II, we have the observation data of the transition path with  $N = 1001$  and four observation data of the drift function at  $x = 0, 1.2, 3, 6$  ( $N_d = 4$ ). We consider transition times  $T = 2, 5, 7, 10$  with two types of observation data; see Fig.1(a). Fig.3(a1)-(a4) present the learned drift function from the neural network observation data and Fig.3(b1)-(b4) show the learned drift function from the Markovian bridge observation data. In Fig.3, black curves are the true drift functions, red curves (Case I) are learned drift functions with zero observation data of drift function, and blue curves (Case II) are learned drift functions with four observation data of drift function. For case I (red curves), the drift function could be learned well in the domain  $[0.62685, 4.28343]$ , except for the transition time  $T = 2$ . When  $T = 2$ , it is difficult to learn the drift, as shown in Fig.3 (a1), because small transition time  $T$  will give less information of the stochastic dynamical system. For case II (blue curves), all the cases can be learned well, even outside of the the domain  $[0.62685, 4.28343]$ .

### Onsager-Machlup framework

The Onsager-Machlup framework is similar to the Freidlin-Wentzell framework, where the Euler-Lagrange equation is

$$\ddot{z} = \left( \frac{k_f z^2}{z^2 + K_d} - k_d z + R_{bas} \right) \left( \frac{2k_f K_d z}{(z^2 + K_d)^2} - k_d \right) + \sigma^2 \frac{k_f K_d (K_d - 3z^2)}{(z^2 + K_d)^3}, \quad (4.4)$$

with two boundary points  $z(0) = 0.62685$  and  $z(T) = 4.28343$ . Here, we take the noise intensity  $\sigma = 0.1$ .

The most probable transition pathways between  $z(0) = 0.62685$  and  $z(T) = 4.28343$  are shown in

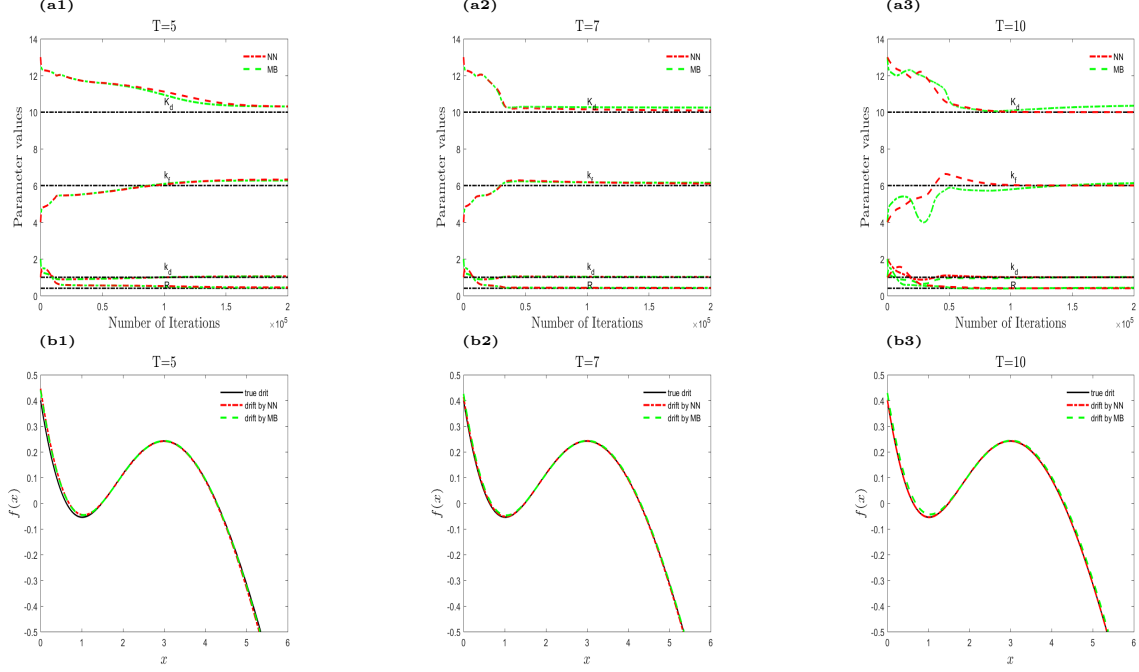


Figure 2: **Parametric estimation in Freidlin-Wentzell case ( $\sigma \ll 1$ ) for transition times  $T = 5, 7, 10$  - stochastic gene regulation model model:** (a1)-(a3) learned parameters  $k_d, k_f, K_d$  and  $R$ ; (b1)-(b3) learned drift functions. Black curves: true parameters and true drift functions; green curves: learned results for Markovian bridge process observation data; red curves: learned results for neural network observation data.

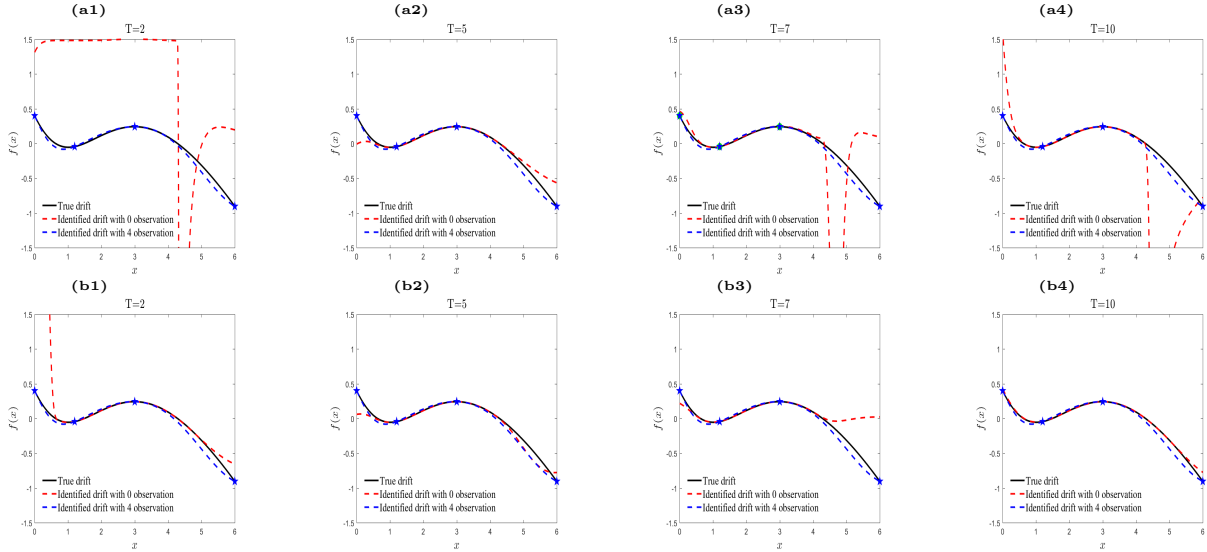


Figure 3: **Non-parametric estimation in Freidlin-Wentzell case ( $\sigma \ll 1$ ) for transition times  $T = 2, 5, 7, 10$  - stochastic gene regulation model model:** (a) neural network observation data; (b) Markovian bridge observation data. Black curves: true drift function; red curves: learned drift function with zero observation data of drift function; blue curves: learned drift function with four observation data of drift function; blue stars: observation data of drift function.

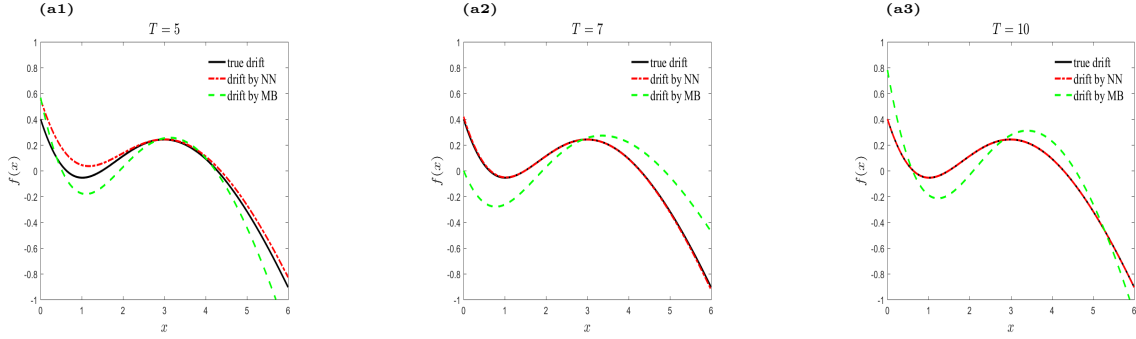


Figure 4: **Parametric estimation in Onsager-Machlup case ( $\sigma = 0.1$ ) - stochastic gene regulation model:** learned drift function. (a1)  $T = 5$ ; (a2)  $T = 7$ ; (a3)  $T = 10$ . Black curves: true drift functions; green curves: learned drift functions for Markovian bridge process observation data; red curves: learned drift functions for neural network observation data.

Fig.1(b). Red curves are computed by the neural network to the Euler-Lagrange equation (4.4), through optimizing the loss function (3.6) with  $\lambda_r = 1$  and  $\lambda_b = 1$ . Green curves are computed by Markovian bridge process (2.12). As shown in Fig.1(b), for small transition times, they coincide well.

Suppose the parameters  $k_f, K_d, k_d, R_{bas}$  are unknown in (4.1). We learn the parameters of drift function from the observation data through optimising the loss function (3.14) with  $\lambda_d = 1$ . The observation data are shown in Fig.1(b) and we uniformly choose the number of the observation data  $N = 51$ . Fig.4 shows the results of learned drift functions using the above two types of observation data for transition times  $T = 5, 7, 10$ . Black curves are true drift functions with true parameters  $K_d = 10, k_f = 6, k_d = 1$  and  $R_{bas} = 0.6$ , red curves are computed by the neural network observation data and green curves are computed by the Markovian bridge process observation data. We could effectively recover the dynamical structures for the neural network observation data. But for the Markovian bridge process observation data, the learned drift function has larger errors, even the observation data are similar. It shows that it is sensitive to learn the parameters for this system in the Onsager-Machlup framework.

We also investigate the nonparametric estimation for the drift function from two types of observation data for different transition times through optimising the loss function (3.19) with  $\gamma_1 = 10000$ . We use a fully connected neural network to approximate the drift function. For case I, we have the observation data of the transition path, but the loss function has no regularization ( $N_d=0$  and  $\gamma_2 = 0$ ). For case II, we have the observation data of the transition path and add the regularization to the loss function ( $N_d=0$  and  $\gamma_2 = 10^{-5}$ ). For case III, we have the observation data of the transition paths and four observation data of the drift function at  $x = 0, 1.2, 3, 6$  ( $N_d=4$  and  $\gamma_2 = 0$ ). And we consider transition times  $T = 2, 5, 7, 10$ . Fig.3(a1)-(a4) present the learned drift function from the neural network observation data and Fig.3(b1)-(b4) show the learned drift function from the Markovian bridge observation data. Black curves are true drift functions, red curves (Case I) are learned drift functions with zero observation data of drift function and no regularization in the loss function, green curves (Case II) are learned drift functions with zero observation data of drift function with regularization, and blue curves (Case III) are learned drift functions with four observation data of drift function. For case I (red curves), the drift functions are learned well for neural network observation data in the domain  $[0.62685, 4.28343]$ , while for Markovian bridge observation data, the drift functions could not be learned well. Then we add the regularization in the loss function to learn the drift. The drift function could be learned well for both observation data in the domain  $[0.62685, 4.28343]$ , except for Markovian bridge observation data with transition time  $T = 2$  as shown in Fig.3(b1). For case III (blue curves), all the cases can be learned well, even outside of the the domain  $[0.62685, 4.28343]$ . The results shown the effectiveness of the regularization.

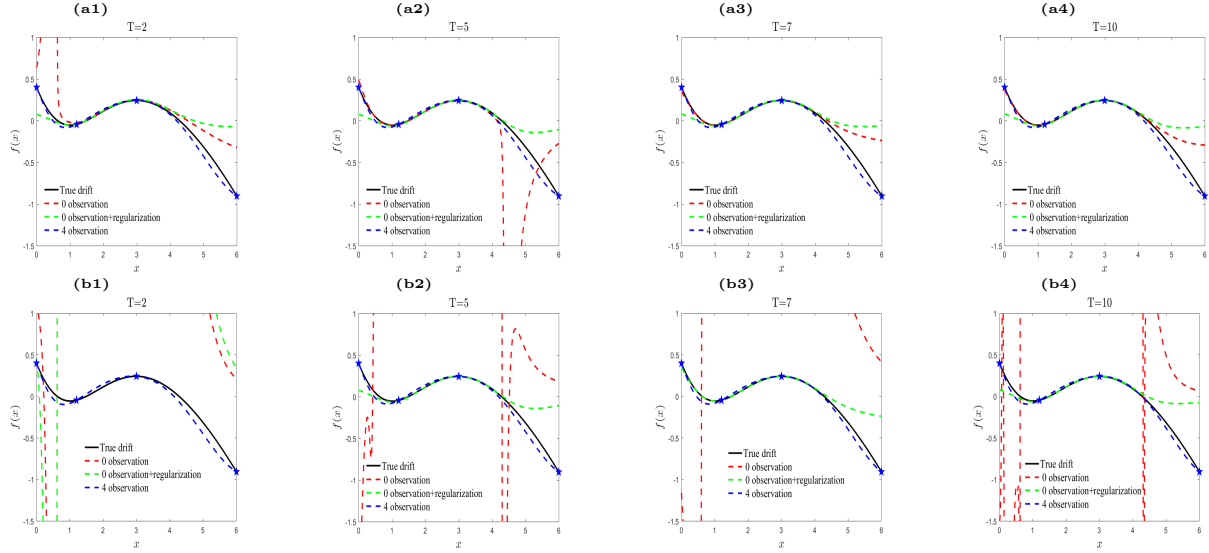


Figure 5: **Non-parametric estimation in Onsager-Machlup case ( $\sigma = 0.1$ ) for transition times  $T = 2, 5, 7, 10$  - stochastic gene regulation model:** (a) neural network observation data; (b) Markovian bridge observation data. Black curves: true drift; red curves: learned drift function with zero observation data of the drift function and no regularization; green curves: learned drift function with zero observation data of the drift function and regularization; blue curves: learned drift function with four observation data of the drift function; blue stars: observation data of the drift function.

## 4.2 Stochastic Maier-Stein system

Consider the following stochastic Maier-Stein system [34, 35]

$$\begin{aligned} dx &= (x - x^3 - \gamma xy^2)dt + \sigma dW^1(t), \\ dy &= -(1 + x^2)ydt + \sigma dW^2(t), \end{aligned} \quad (4.5)$$

where  $\gamma$  is a positive parameter,  $W^1(t)$  and  $W^2(t)$  are two independent Brownian motions, and  $\sigma$  is the noise intensity.

Note that there exist two stable nodes  $(-1, 0)$  and  $(1, 0)$  and one unstable node  $(0, 0)$  for the corresponding deterministic system. Denote the drift function  $f(x, y) = (x - x^3 - \gamma xy^2, -(1 + x^2)y)^T$ . It is known that the gradient matrix  $Df$  is symmetric if and only if  $\gamma = 1$ . In this case, the potential function of the Maier-Stein system is

$$V(x, y) = -\frac{\lambda_1}{2}x^2 - \frac{\lambda_2}{4}x^4 - \frac{\lambda_3}{2}x^2y^2 - \frac{\lambda_4}{2}y^2, \quad (4.6)$$

where  $\lambda_1 = 1$ ,  $\lambda_2 = \lambda_3 = \lambda_4 = -1$ . In the following computing, we infer  $\lambda_i$ ,  $i = 1, 2, 3, 4$  and transition time  $T = 10$ . The neural network has 2 hidden layers and the width of the hidden layer is 20.

### Freidlin-Wentzell framework

In this part, we learn the parameters in the drift function using the observation data of the most probable transition pathway. The observation data are given at  $\{u(t_i)\}_{i=0}^{51}$ , where  $t_i = 0.2i$  and  $i = 0, 1, 2, \dots, 50$ .

In the first case, we infer the parameters with transition path between two metastable states of the system, i.e., from  $(-1, 0)$  to  $(1, 0)$ . In the left of Fig.6(a), the black curve is the true most probable transition pathway computed by the forward problem of the Euler-Lagrange equation. And for the inverse

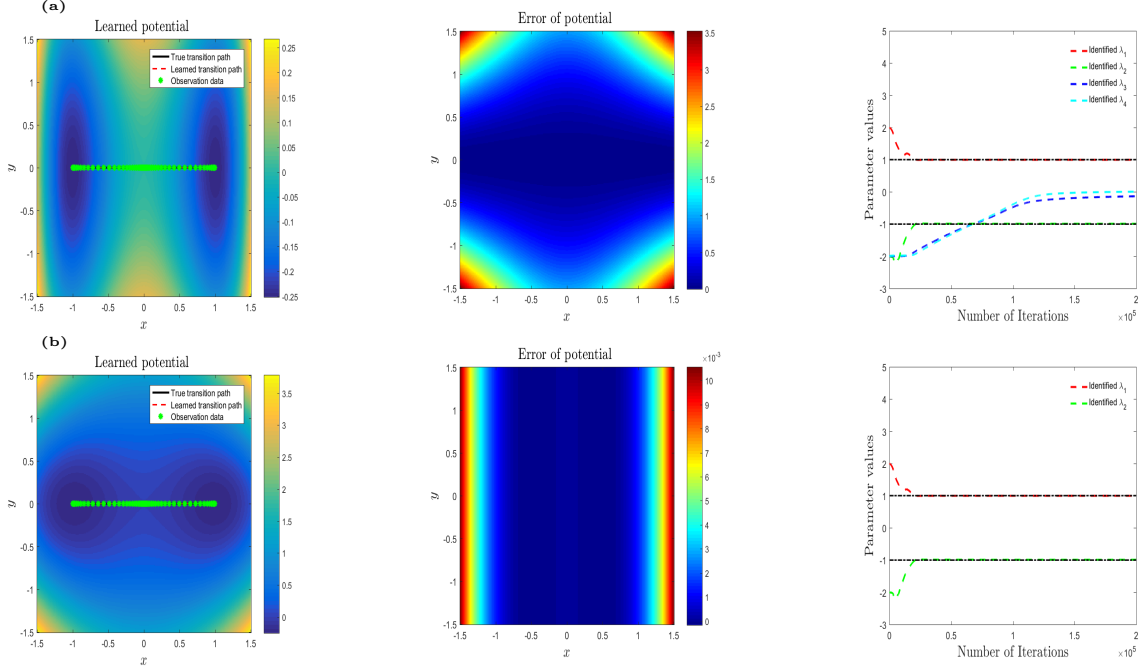


Figure 6: **Parametric estimation for transition time  $T = 10$  in Freidlin-Wentzell case ( $\sigma \ll 1$ ) - stochastic Maier-Stein model:** (a) learned parameters  $\lambda_1$ ,  $\lambda_2$ ,  $\lambda_3$  and  $\lambda_4$ ; (b) learned parameters  $\lambda_1$  and  $\lambda_2$ . Left: learned most probable transition pathway and potential function; Middle: error of potential; Right: learned parameters.

problem, the projection drawing is the learned potential function with 51 observation data (green stars) and the red curve is the learned most probable transition pathway. We can learn the probable transition pathway well. And we find that the most probable transition pathway in  $y$  direction is almost 0. The error of the potential function is shown in the middle of Fig.6(a). The learned parameters are shown in the right of the Fig.6(a). The parameters  $\lambda_1$  and  $\lambda_2$  can be learned very well, while the parameters  $\lambda_3$  and  $\lambda_4$  could not be learned well. This is because the observation data have no information in  $y$  direction and  $\lambda_3$  and  $\lambda_4$  are the coefficients of  $y$ . To show this judgement, we then only learn two parameters  $\lambda_1$  and  $\lambda_2$ . The results are shown in Fig.6(b). We can see the error of the potential is very small, as shown in the middle of Fig.6(b). The parameters  $\lambda_1$  and  $\lambda_2$  would converge to the true parameters after 50,000 iteration step.

Then we want to explore whether we could learn the system well from the observation data which have some information in  $y$  direction. We consider that the transition path is from  $(-1, -1)$  to  $(0, 0)$ , as shown in the black curves in the below of Fig.7. We also investigate noisy observation data  $u_{ob} = u_{true}(1 + \eta N(0, 1))$  (the green stars in the below of Fig.7), where  $\eta = 2\%, 5\%, 10\%$  and  $N(0, 1)$  is normal distribution. We learn the parameters in the potential function and most probable transition pathway with the observation data (green stars in Fig.7(b)). Fig.7(a1)-(a4) present the learned parameters in each case and Fig.7(b1)-(b4) show the learned potential function and most transition pathway (red curves). Comparing with the true most transition pathways (black curves in Fig.7(b)), we can learn the most transition pathways well. The error of potential is small with the clean or true observation data. The parameters can be also learned well even for noisy observation data. While the error would be larger with larger noise observation data, as shown in Fig.7(b2)-(b3). If the observation data have information in both  $x$  and  $y$  directions, we could learn all parameters well.

### Onsager-Machlup framework

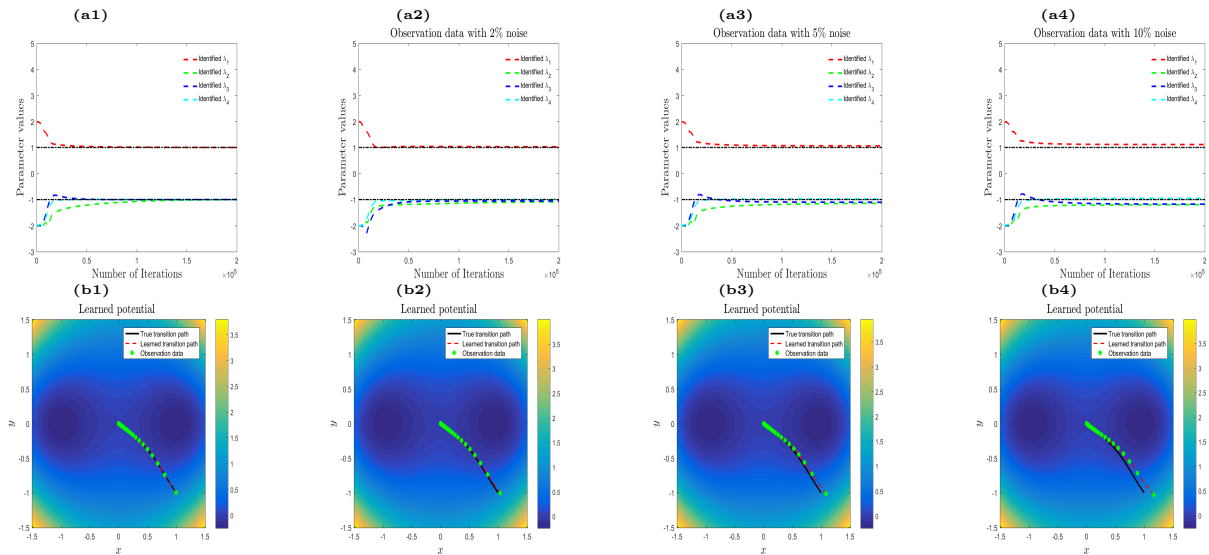


Figure 7: **Parametric estimation for transition time  $T = 10$  in Freidlin-Wentzell case ( $\sigma \ll 1$ ) - stochastic Maier-Stein model:** (a1,b1) no noise; (a2,b2) 2% noise; (a3,b3) 5% noise; (a4,b4) 10% noise. Above: learned parameters; below: learned the most probable transition pathway and potential function

In this part, we consider the Onsager-Machlup case with  $T = 10$  and  $\sigma = 0.1$ . We consider the transition path from  $(-1, -1)$  to  $(0, 0)$  as shown the green stars in Fig.8, so that we can learn all the parameters in the drift function. We also consider the noisy observation data. Here the data is  $u_{ob} = u_{true}(1 + \eta N(0, 1))$ , where  $\eta = 2\%, 5\%, 10\%$  and  $N(0, 1)$  is normal distribution. The results are shown in Fig.8. We can also learn all parameters well in the Onsager-Machlup framework.

## 5 Conclusion

We have considered transition phenomena of stochastic differential equations. The Onsager-Machlup action functional and Freidlin-Wentzell action functional provide a good framework to quantify the probability of the solution trajectories in a path tube, which offers information about transitions. We use the physics informed neural networks to calculate the most probable transition pathway via the Euler-Lagrange equation in both Onsager-Machlup and Freidlin-Wentzell frameworks. A convergence result of the physics informed neural networks for the Euler-Lagrange equation is proved. More precisely, we bound the expected loss in terms of the empirical loss, and show the convergence result of the empirical loss.

In order to identify the stochastic differential equation from the observation data, we use a neural network to extract the drift function. The observation data is simulated by the Markovian bridge process corresponding to the stochastic differential equation. For a comparison, we also use the most probable transition pathway, computed by the neural network, as the observation data. The numerical experiments show our method could recover the stochastic differential equation well.

## References

- [1] Ludwig Arnold. *Random Dynamical Systems*. Springer, Berlin, 2003.



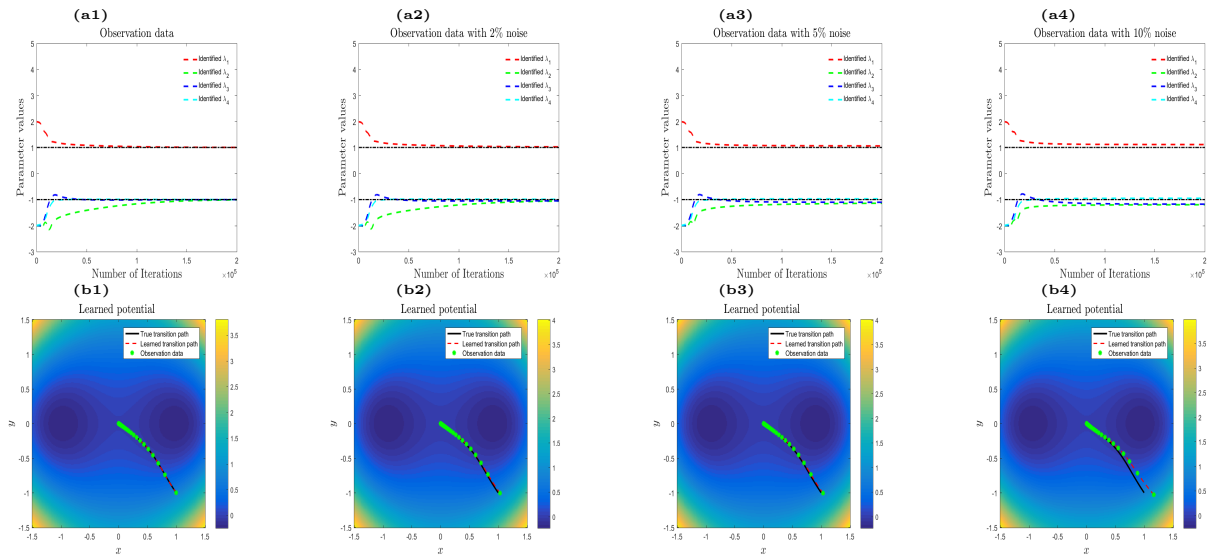


Figure 8: **Parametric estimation for transition time  $T = 10$  in Onsager-Machlup case ( $\sigma = 0.1$ ) - stochastic Maier-Stein model:** (a1,b1) no noise; (a2,b2) 2% noise; (a3,b3) 5% noise; (a4,b4) 10% noise. Above: learned parameters; below: learned the most probable transition pathway and potential function

- [2] Philipp Batz, Andreas Ruttur, and Manfred Opper. Variational estimation of the drift for stochastic differential equations from the empirical density. *Journal of Statistical Mechanics: Theory and Experiment*, 2016(8):083404, 2016.
- [3] Lorenzo Boninsegna, Feliks Nüske, and Cecilia Clementi. Sparse learning of stochastic dynamical equations. *The Journal of chemical physics*, 148(24):241723, 2018.
- [4] Amarjit Budhiraja and Paul Dupuis. *Analysis and Approximation of Rare Events: Representations and Weak Convergence Methods*. Springer, 2019.
- [5] Jeff Calder. Consistency of Lipschitz learning with infinite unlabeled data and finite labeled data. *SIAM Journal on Mathematics of Data Science*, 1(4):780–812, 2019.
- [6] Mireille Capitaine. On the Onsager-Machlup functional for elliptic diffusion processes. *Séminaire de probabilités de Strasbourg*, 34:313–328, 2000.
- [7] Umut Çetin and Albina Danilova. Markov bridges: SDE representation. *Stochastic Processes and their Applications*, 126(3):651–679, 2016.
- [8] Ying Chao and Jinqiao Duan. The Onsager-Machlup function as Lagrangian for the most probable path of a jump-diffusion process. *Nonlinearity*, 32(10):3715, 2019.
- [9] Xiaoli Chen, Jinqiao Duan, and George Karniadakis. Learning and meta-learning of stochastic advection–diffusion–reaction systems from sparse measurements. *European Journal of Applied Mathematics*, 32(3):397–420, 2021.
- [10] Xiaoli Chen, Liu Yang, Jinqiao Duan, and George Karniadakis. Solving inverse stochastic problems from discrete particle observations using the Fokker-Planck equation and physics-informed neural networks. *SIAM Journal on Scientific Computing*, 43(3):B811–B830, 2021.
- [11] Marc Delarue, Patrice Koehl, and Henri Orland. Ab initio sampling of transition paths by conditioned Langevin dynamics. *The Journal of chemical physics*, 147(15):152703, 2017.

- [12] Felix Dietrich, Alexei Makeev, George Kevrekidis, Nikolaos Evangelou, Tom Bertalan, Sebastian Reich, and Ioannis G. Kevrekidis. Learning effective stochastic differential equations from microscopic simulations: combining stochastic numerics and deep learning. *arXiv preprint arXiv:2106.09004*, 2021.
- [13] Peter D Ditlevsen. Observation of  $\alpha$ -stable noise induced millennial climate changes from an ice-core record. *Geophysical Research Letters*, 26(10):1441–1444, 1999.
- [14] Joseph L Doob. Conditional Brownian motion and the boundary limits of harmonic functions. *Bulletin de la Société Mathématique de France*, 85:431–458, 1957.
- [15] Jinqiao Duan. *An Introduction to Stochastic Dynamics*. Cambridge University Press, 2015.
- [16] Jinqiao Duan and Wei Wang. *Effective Dynamics of Stochastic Partial Differential Equations*. Elsevier, 2014.
- [17] Detlef Dürr and Alexander Bach. The Onsager-Machlup function as Lagrangian for the most probable path of a diffusion process. *Communications in Mathematical Physics*, 60(2):153–170, 1978.
- [18] Weinan E, Weiqing Ren, and Eric Vanden-Eijnden. String method for the study of rare events. *Physical Review B*, 66(5):052301, 2002.
- [19] Weinan E, Weiqing Ren, and Eric Vanden-Eijnden. Energy landscape and thermally activated switching of submicron-sized ferromagnetic elements. *Journal of applied physics*, 93(4):2275–2282, 2003.
- [20] Weinan E, Weiqing Ren, and Eric Vanden-Eijnden. Minimum action method for the study of rare events. *Communications on pure and applied mathematics*, 57(5):637–656, 2004.
- [21] Weinan E and Eric Vanden-Eijnden. Towards a theory of transition paths. *Journal of statistical physics*, 123(3):503–523, 2006.
- [22] Mark Freidlin and Alexander Wentzell. *Random Perturbations of Dynamical Systems*. New York: Springer, 2012.
- [23] Matthias Heymann and Eric Vanden-Eijnden. The geometric minimum action method: A least action principle on the space of curves. *Communications on Pure and Applied Mathematics*, 61:1052–1117, 2008.
- [24] Jianyu Hu and Jianyu Chen. Transition pathways for a class of high dimensional stochastic dynamical systems with lévy noise. *Chaos: An Interdisciplinary Journal of Nonlinear Science*, 31(6):063138, 2021.
- [25] Yuanfei Huang, Qiao Huang, and Jinqiao Duan. The most probable transition paths of stochastic dynamical systems: Equivalent description and characterization. *arXiv preprint arXiv:2104.06864*, 2021.
- [26] Nobuyuki Ikeda and Shinzo Watanabe. *Stochastic Differential Equations and Diffusion Processes*. Elsevier, 2014.
- [27] Peter Imkeller and Jin-Song Von Storch. *Stochastic Climate Models*, volume 49. Birkhäuser, Basel, 2001.
- [28] Ioannis Karatzas and Steven Shreve. *Brownian Motion and Stochastic Calculus*. Springer Science & Business Media, 2012.
- [29] Yuehaw Khoo, Jianfeng Lu, and Lexing Ying. Solving for high-dimensional committor functions using artificial neural networks. *Research in the Mathematical Sciences*, 6(1):1–13, 2019.

- [30] Tiejun Li and Xiaoguang Li. Gamma-limit of the Onsager-Machlup functional on the space of curves. *SIAM Journal on Mathematical Analysis*, 53(1):1–31, 2021.
- [31] Qin Lou, Xuhui Meng, and George Karniadakis. Physics-informed neural networks for solving forward and inverse flow problems via the Boltzmann-BGK formulation. *J. Comput. Phys.*, 447:110676, 2021.
- [32] Jianfeng Lu and James Nolen. Reactive trajectories and the transition path process. *Probability Theory and Related Fields*, 161(1):195–244, 2015.
- [33] Lu Lu, Xuhui Meng, Zhiping Mao, and George Karniadakis. DeepXDE: A deep learning library for solving differential equations. *SIAM Review*, 63(1):208–228, 2021.
- [34] Robert Maier and Daniel Stein. Escape problem for irreversible systems. *Physical Review E*, 48(2):931, 1993.
- [35] Robert Maier and Daniel Stein. A scaling theory of bifurcations in the symmetric weak-noise escape problem. *Journal of statistical physics*, 83(3):291–357, 1996.
- [36] Henri Orland. Generating transition paths by Langevin bridges. *The Journal of chemical physics*, 134(17):174114, 2011.
- [37] Maziar Raissi, Paris Perdikaris, and George Karniadakis. Physics-informed neural networks: A deep learning framework for solving forward and inverse problems involving nonlinear partial differential equations. *Journal of Computational Physics*, 378:686–707, 2019.
- [38] Maziar Raissi, Alireza Yazdani, and George Karniadakis. Hidden fluid mechanics: Learning velocity and pressure fields from flow visualizations. *Science*, 367(6481):1026–1030, 2020.
- [39] Jian Ren and Jinqiao Duan. Identifying stochastic governing equations from data of the most probable transition trajectories. *arXiv preprint arXiv:2002.10251*, 2020.
- [40] Yeonjong Shin, Jerome Darbon, and George Karniadakis. On the convergence of physics informed neural networks for linear second-order elliptic and parabolic type PDEs. *Communications in Computational Physics*, 28(5):2042–2074, 2020.
- [41] Paul Smolen, Douglas A Baxter, and John H Byrne. Frequency selectivity, multistability, and oscillations emerge from models of genetic regulatory systems. *American Journal of Physiology-Cell Physiology*, 274(2):C531–C542, 1998.
- [42] Srinivasa Varadhan. *Large Deviations and Applications*. SIAM, 1984.
- [43] Xiaoliang Wan, Haijun Yu, and Jiayu Zhai. Convergence analysis of a finite element approximation of minimum action methods. *SIAM Journal on Numerical Analysis*, 56(3):1597–1620, 2018.
- [44] Xiaoliang Wan and Jiayu Zhai. A minimum action method for dynamical systems with constant time delays. *SIAM Journal on Scientific Computing*, 43(1):A541–A565, 2021.
- [45] Xiaoliang Wan, Bin Zheng, and Guang Lin. An hp-adaptive minimum action method based on a posteriori error estimate. *Communications in Computational Physics*, 23(2):408–439, 2018.
- [46] Hui Wang, Xiujun Cheng, Jinqiao Duan, Jürgen Kurths, and Xiaofan Li. Likelihood for transcriptions in a genetic regulatory system under asymmetric stable lévy noise. *Chaos: An Interdisciplinary Journal of Nonlinear Science*, 28(1):013121, 2018.
- [47] Liu Yang, Constantinos Daskalakis, and George Em Karniadakis. Generative ensemble-regression: learning stochastic dynamics from discrete particle ensemble observations. *arXiv e-prints*, pages arXiv–2008, 2020.
- [48] Xiang Zhou, Weiqing Ren, and Weinan E. Adaptive minimum action method for the study of rare events. *The Journal of chemical physics*, 128(10):104111, 2008.

## Appendix A Proof of Theorem 3.1

**Lemma A.1.** *Suppose that  $m$  is large enough satisfying, for any  $t \in U = (0, T)$ , there exists  $t' \in U$ , such that  $|t - t'| < \delta$ . Then, we obtain*

$$\text{Loss}^{\text{PINN}}(h; \lambda) \leq Cm\delta \cdot \text{Loss}_m^{\text{PINN}}(h; \lambda) + 3(L^2 + 1)\delta^{2\alpha}R(h), \quad (\text{A.1})$$

where  $R(h) = [h]_{0,\alpha;U} + [h]_{1,\alpha;U} + [h]_{2,\alpha;U}$ .

*Proof.* By Assumption 1, for any  $t \in U$ , there exists  $t' \in U$ , such that  $|t - t'| < \delta$ , we then obtain

$$\begin{aligned} & \|[\ddot{h} - g(\dot{h}, h)](t)\|^2 \\ & \leq \|[\ddot{h} - g(\dot{h}, h)](t) - [\ddot{h} - g(\dot{h}, h)](t')\|^2 + \|[\ddot{h} - g(\dot{h}, h)](t')\|^2 \\ & \leq 3 \left( \|\ddot{h}(t) - \ddot{h}(t')\|^2 + L^2 \|\dot{h}(t) - \dot{h}(t')\|^2 + L^2 \|h(t) - h(t')\|^2 \right) + \|[\ddot{h} - g(\dot{h}, h)](t')\|^2 \\ & \leq 3(L^2 + 1)\delta^{2\alpha}R(h) + \|[\ddot{h} - g(\dot{h}, h)](t')\|^2. \end{aligned} \quad (\text{A.2})$$

where  $R(h) = [h]_{0,\alpha;U} + [h]_{1,\alpha;U} + [h]_{2,\alpha;U}$ . For  $t_j \in \mathcal{T}^m$ , let  $A_{t_j}$  be the Voronoi cell associated with  $t_j$ , i.e.,

$$A_{t_j} = \left\{ t \in U \mid |t - t_j| = \min_{t' \in \mathcal{T}^m} |t - t'| \right\}. \quad (\text{A.3})$$

Let  $\gamma_j = \mu(A_{t_j})$ . Thus,  $\sum_{j=1}^m \gamma_j = 1$ . Let  $\gamma^* = \max_j \gamma_j$ . Then, we obtain

$$\begin{aligned} \|\ddot{h} - g(\dot{h}, h)\|_{L^2(U; \mu)}^2 & \leq \sum_{j=1}^m \gamma_j \|[\ddot{h} - g(\dot{h}, h)](t_j)\|^2 + 3(L^2 + 1)\delta^{2\alpha}R(h) \\ & \leq \gamma^* \sum_{j=1}^m \|[\ddot{h} - g(\dot{h}, h)](t_j)\|^2 + 3(L^2 + 1)\delta^{2\alpha}R(h). \end{aligned} \quad (\text{A.4})$$

Let  $P^* = \max_{t \in U} (B_\delta(t) \cap U)$ , where  $B_\delta(t)$  is a closed interval centered at  $t$  with radius  $\delta$ . Since for each  $t \in U$ , there exists  $x' \in \mathcal{T}^m$ , such that  $|t - t'| \leq \delta$ , by the definition of Voronoi cell  $A_{t_j}$ , for each  $j$ , the cell  $A_{t_j}$  is included in some closed ball  $B_\delta$ . Hence, it follows from Assumptions,

$$\gamma^* \leq P^* \leq C\delta. \quad (\text{A.5})$$

Therefore, we have

$$\begin{aligned} & \text{Loss}^{\text{PINN}}(h; \lambda) \\ & = \lambda_r \|[\ddot{h} - g(\dot{h}, h)]\|_{L^2(U; \mu)}^2 + \frac{\lambda_b}{2} (\|h(0) - x_0\|^2 + \|h(T) - x_T\|^2) \\ & \leq \gamma^* \lambda_r \sum_{j=1}^m \|[\ddot{h} - g(\dot{h}, h)](t_j)\|^2 + 3(L^2 + 1)\delta^{2\alpha}R(h) + \frac{\lambda_b}{2} (\|h(0) - x_0\|^2 + \|h(T) - x_T\|^2) \\ & \leq Cm\delta \cdot \text{Loss}_m^{\text{PINN}}(h; \lambda) + 3(L^2 + 1)\delta^{2\alpha}R(h), \end{aligned} \quad (\text{A.6})$$

which is the desired result of Lemma A.1.  $\square$

*Proof of Theorem 3.1.* Let  $\mathcal{T}^m$  be independently and identically distributed samples from probability distribution  $\mu$  on  $U = (0, T)$ . The Assumption 1 yields the probabilistic space filling arguments. Thus by Lemma B.2 in [40], with probability  $(1 - \sqrt{m}(1 - 1/\sqrt{m})^m)$  at least, for each  $t \in U$ , there exists  $t' \in \mathcal{T}^m$ , such that  $|t - t'| \leq c^{-1}m^{-\frac{1}{2}}$ .

Let  $\delta = c^{-1}m^{-\frac{1}{2}}$  in Lemma A.1. We obtain, with probability  $(1 - \sqrt{m}(1 - 1/\sqrt{m})^m)$  at least,

$$\text{Loss}^{\text{PINN}}(h; \lambda) \leq \frac{C}{c} m^{\frac{1}{2}} \cdot \text{Loss}_m^{\text{PINN}}(h; \lambda) + \frac{3(L^2 + 1)}{c^{2\alpha}} \cdot \frac{1}{m^\alpha} R(h). \quad (\text{A.7})$$

Recalling that  $R(h) = [h]_{0,\alpha;U} + [h]_{1,\alpha;U} + [h]_{2,\alpha;U}$ , the proof of Theorem 3.1 is complete.

## Appendix B Proof of Theorem 3.2

*Proof of Theorem 3.2.* Since  $h_m$  be a minimizer of the Hölder regularized loss  $\text{Loss}_m^{\text{PINN}}(h_m; \lambda, \lambda^R)$  and  $h_m, z_m^* \in \mathcal{H}_m$ , by Assumption 2, we obtain

$$\begin{aligned} \text{Loss}_m^{\text{PINN}}(h_m; \lambda, \lambda_m^R) &\leq \text{Loss}_m^{\text{PINN}}(z_m^*; \lambda, \lambda_m^R) \\ &\leq \text{Loss}_m^{\text{PINN}}(z_m^*; \lambda) + \lambda_m^R \cdot R^*. \end{aligned} \quad (\text{B.1})$$

On the other hand,

$$\text{Loss}_m^{\text{PINN}}(h_m; \lambda, \lambda_m^R) \geq \lambda_m^R R(h_m). \quad (\text{B.2})$$

Note that  $\text{Loss}_m^{\text{PINN}}(z_m^*; \lambda) = \mathcal{O}(m^{-\alpha-\frac{1}{2}})$  and  $\lambda_m^R = \mathcal{O}(m^{-\alpha-\frac{1}{2}})$ . Thus, combining (A.8) and (A.9), we have  $\text{Loss}_m^{\text{PINN}}(h_m; \lambda, \lambda_m^R) = \mathcal{O}(m^{-\alpha-\frac{1}{2}})$ .

Then, by Theorem 3.1, we have that with probability  $1 - \sqrt{m}(1 - 1/\sqrt{m})^m$ ,

$$\text{Loss}^{\text{PINN}}(h_m; \lambda) = \mathcal{O}(m^{-\alpha}), \quad (\text{B.3})$$

which is the deserved result.

## Appendix C Stochastic double-well system

Consider the following stochastic double-well system

$$dX(t) = (X(t) - X(t)^3)dt + \sigma dW(t), t \in [0, T]. \quad (\text{C.1})$$

There are two stable states  $x_1 = -1$ ,  $x_2 = 1$  and one unstable state  $x_0 = 0$  for the corresponding deterministic system. We call  $x_1$  and  $x_2$  are the metastable states in the stochastic double-well system and consider transition phenomena between these two metastable states.

### Freidlin-Wentzell framework

Under the Freidlin-Wentzell framework, the most probable transition pathway satisfies the Euler-Lagrange equation

$$\ddot{z} = (1 - 3z^2)(z - z^3), \quad (\text{C.2})$$

with initial point  $z(0) = -1$  and final point  $z(T) = 1$ .

We compute the most probable transition pathway between  $z(0) = -1$  and  $z(T) = 1$  in two different ways for different transition times as shown in Fig.9(a). The red curves are computed by the physics informed neural network to the Euler-Lagrange equation (C.2), through optimising the loss function (3.3) with  $\lambda_r = 1$  and  $\lambda_b = 1$ . The green curves are obtained from the Markovian bridge process of transition paths. As shown in Fig.9(a), these two methods match for small transition times. More precisely, when

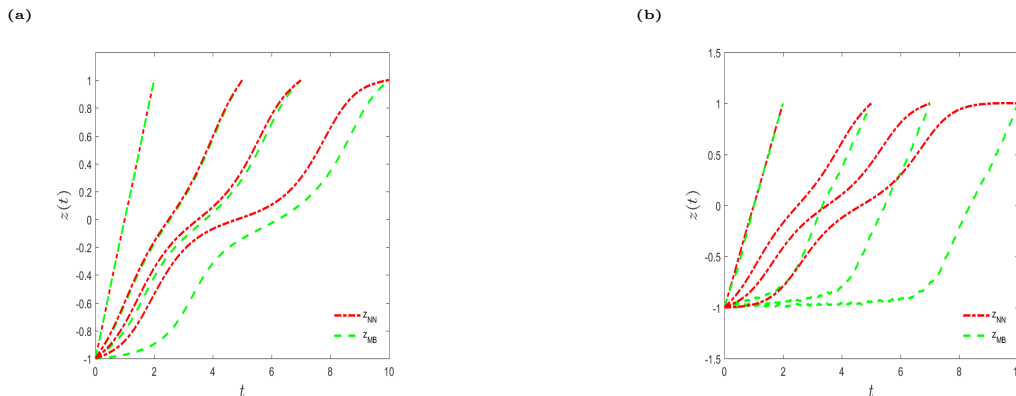


Figure 9: **The most probable transition pathways of the stochastic double-well system for different transition times  $T = 2, 5, 7, 10$ .** (a) Freidlin-Wentzell framework ( $\sigma \ll 1$ ); (b) Onsager-Machlup framework ( $\sigma = 0.1$ ). The red curves are computed by the neural network for the Euler-Lagrange equation. The green curves are computed through the transition paths generated by the Markovian bridge process.

the transition time is less than 5, the most probable transition pathway averaged of the transition paths is a good approximation to the most transition pathway.

We also extract the parameters of the drift function ( $f(x) = \lambda_1 x + \lambda_2 x^3$ ) from the observation data through optimising the loss function (3.11) with  $\lambda_d = 1$ . The observation data are shown in Fig.9(a) and we uniformly choose the number of the observation data  $N = 21$ . We present the parameter evolution predictions as the iteration of the optimizer progresses in Fig.10(a). The black curves are true parameters with  $\lambda_1 = 1$  and  $\lambda_2 = -1$ . The green curves are learned by Markovian bridge process observation data and the red curves are computed by neural network observation data. The learned  $\lambda_1$  and  $\lambda_2$  are presented in Fig.10(a1)-(a4) for different transition times  $T = 2, 5, 7, 10$ . The results show that we can learn the parameters well with error less than 5% in all the cases. Moreover, the convergence is faster for larger transition time  $T$ . We present the learned drift function in Fig.10(b1)-(b4). We see that the learned drift function matches perfectly to the true drift function, even for transition time  $T = 10$ , the most probable transition pathways in these two cases vary so much. These results show that larger transition time gives us more information of the system.

### Onsager-Machlup framework

The Onsager-Machlup framework is similar to the Freidlin-Wentzell framework, where the Euler-Lagrange equation is

$$\ddot{z} = (1 - 3z^2)(z - z^3) - 3\sigma^2 z, \quad (\text{C.3})$$

with two boundary points  $z(0) = -1$  and  $z(T) = 1$ . Here, we take the noise intensity  $\sigma = 0.1$ .

We compute the most probable transition pathway between  $z(0) = -1$  and  $z(T) = 1$  for transition times  $T = 2, 5$  as shown in Fig.9(b). The red curves are computed by the neural network to the Euler-Lagrange equation (C.3), through optimising the loss function (3.3) with  $\lambda_r = 1$  and  $\lambda_b = 1$ . The green curves are obtained from the transition paths of Markovian bridge process (2.12). As shown in Fig. 9(b), for small transition times, these two ways for computing the most transition pathway coincide well.

Moreover, we recover the parameters of drift function ( $f(x) = \lambda_1 x + \lambda_2 x^3$ ) from the observation data through optimising the loss function (3.11) with  $\lambda_d = 10^3$  and learning rate  $10^{-3}$ . The observation data is shown in Fig.9(b) and we uniformly choose the number of the observation data  $N = 21$ . Fig.11 shows learned parameters, drift function and potential function for transition time  $T = 2$  and  $T = 5$ . Fig.11(a1) and (b1) present the parameter evolution predictions as the iteration of the optimizer progresses. The

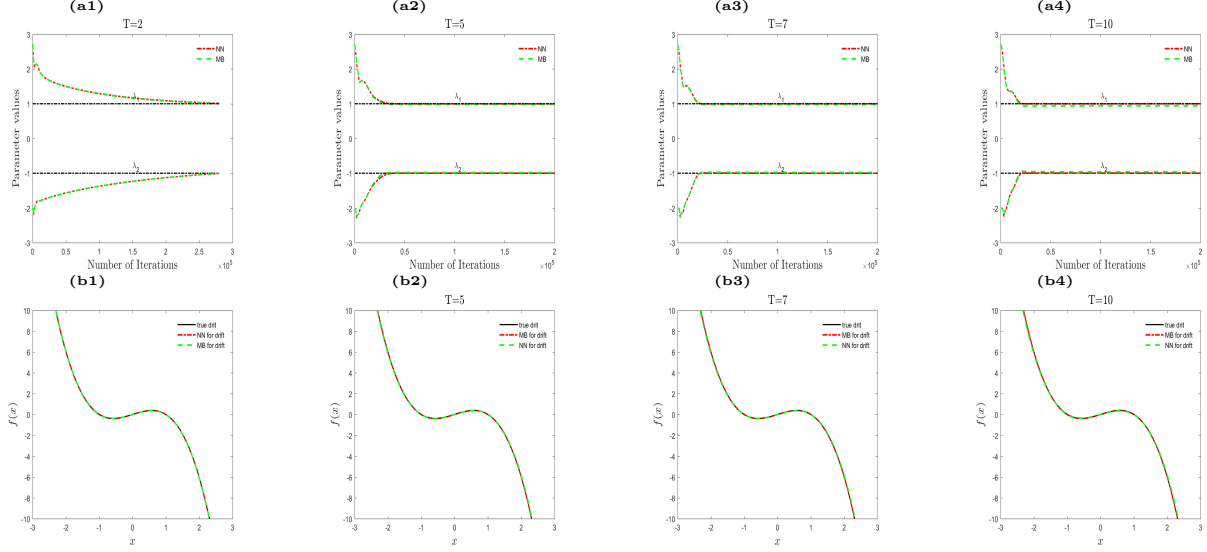


Figure 10: **Parametric estimation in Freidlin-Wentzell case ( $\sigma \ll 1$ ) - stochastic double-well system:** (a) Parameter evolution as the iteration of optimizer progresses for different transition times; (b) learned drift functions for different transition times. Black curves: true parameters and true drift; green curves: Markovian bridge process observation data; red curves: neural network observation data.

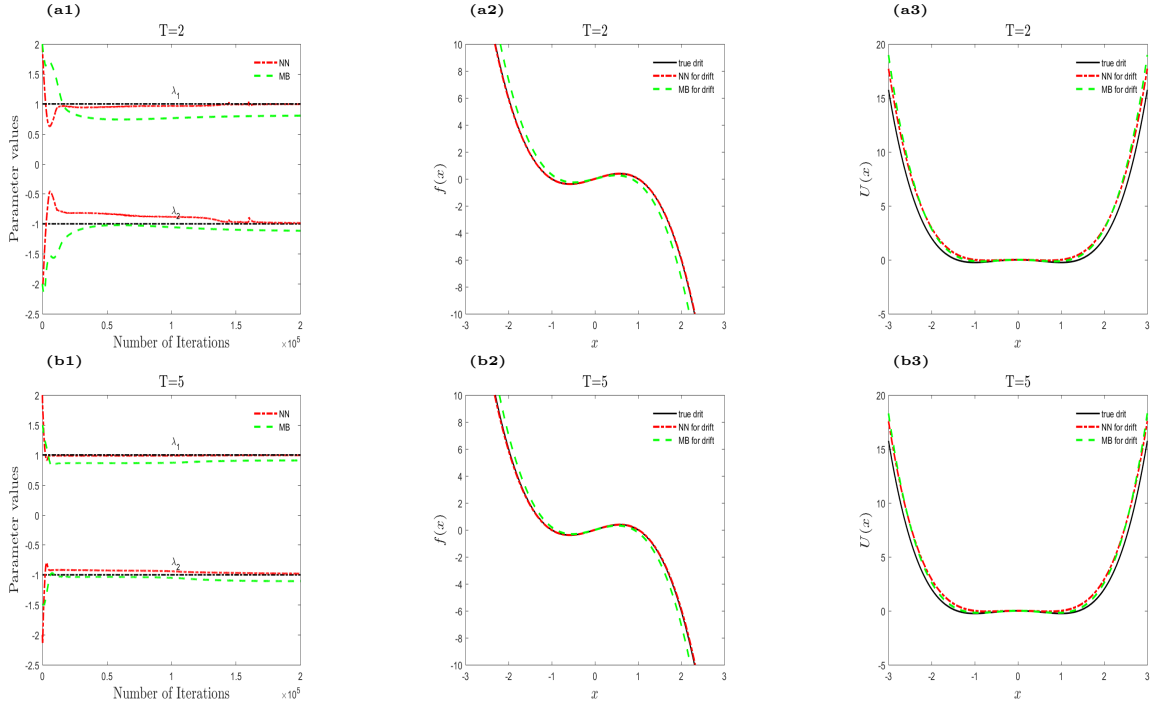


Figure 11: **Parametric estimation in Onsager-Machlup case ( $\sigma = 0.1$ ) - stochastic double-well system:** (a) Transition time  $T=2$ ; (b) Transition time  $T=5$ . Left: learned parameter  $\lambda_1$  and  $\lambda_2$ ; middle: learned drift function; right: learned potential function. Black lines: true parameters, true drift and true potential; green lines: Markovian bridge process observation data; red lines: neural network observation data.

black curves are true parameters with  $\lambda_1 = 1$  and  $\lambda_2 = -1$ . Red and green curves are computed by the neural network and the Markovian bridge process observation data, respectively. The learned drift function and learned potential function are shown in Fig.11(a2)-(a3) and (b2)-(b3). We could see that the physics informed neural network could effectively recover the dynamical structures for both neural network observation data and Markovian bridge process observation data. Comparing to the transition time  $T = 2$ , the learning results are better for  $T = 5$ . For  $T = 2$ , we could not learn the parameters well from the Markovian bridge process observation data, although the data is very close to the neural network data. The reason is that the data for  $T = 2$  is a straight line, which gives less information of the system and is sensitive to learn the parameters.