

Adaptive Lookahead Pure-Pursuit for Autonomous Racing

Varundev Sukhil & Madhur Behl
Dept. of Computer Science, University of Virginia
{varundev, madhur.behl}@virginia.edu

Abstract—This paper presents an adaptive lookahead pure-pursuit lateral controller for optimizing racing metrics such as lap time, average lap speed, and deviation from a reference trajectory in an autonomous racing scenario. We propose a greedy algorithm to compute and assign optimal lookahead distances for the pure-pursuit controller for each waypoint on a reference trajectory for improving the race metrics. We use a ROS based autonomous racing simulator to evaluate the adaptive pure-pursuit algorithm and compare our method with several other pure-pursuit based lateral controllers. We also demonstrate our approach on a scaled real testbed using a F1/10 autonomous racecar. Our method results in a significant improvement (20%) in the racing metrics for an autonomous racecar.

I. INTRODUCTION

Autonomous racing can be considered as the extreme version (high speeds, and close proximity to other self-driving agents) of the self-driving car problem, and therefore making progress here will enable breakthroughs in agile, and safe autonomy. Autonomous racing is already becoming a futuristic motorsport [1]. Roborace [2] is the Formula E's sister series, which features fully autonomous race cars. International autonomous racing competitions such as F1/10 autonomous racing [3], [4], Autonomous Formula SAE [5] are becoming proving grounds for testing the perception, planning, and control algorithms at higher speeds. Amazon has also recently announced a 1/18 scale DeepRacer testbed [6] for end-to-end driving and reinforcement learning methods for autonomous racing.

For a single vehicle to race autonomously around a track, the environment around the car on the racetrack must be perceived. This is typically done using a Simultaneous Localization And Mapping (SLAM) algorithm ([7]–[10]). Next, the map is used to obtain a reference trajectory ([11]–[13]) that the race car can follow. Finally, the vehicle's steering and velocity controller is fed with small trajectory parts with a defined time horizon while the car is driving around the track.

This combination of path planning and motion control is a critical capability for autonomous vehicles. Pure-pursuit controllers are a prevalent class of geometric

lateral control algorithms for steering autonomous cars. This paper focuses on advancing the design of an adaptive version of the Ackermann-adjusted pure-pursuit controller [14] to make it suitable for the purpose of autonomous racing. The analysis and scope of this paper is limited to the single agent setting, where a single autonomous race car is tasked with following a reference trajectory (often the raceline), with the minimum lap time. This is known as the *time-trial* racing problem.

Research contributions of this paper: With the autonomous racing time-trial scenario in mind, this paper has the following novel contributions:

- 1) A greedy algorithm for adaptive lookahead pure-pursuit: given a reference trajectory, our offline algorithm produces the optimal lookahead distance assignment for each waypoint on the reference trajectory based on a tunable convex racing objective.
- 2) We demonstrate the increased performance in lap time and average speed of the adaptive lookahead pure-pursuit implementations and compare them to a baseline Ackermann-adjusted pure-pursuit in a Gazebo based racing simulator [15] & on a real scaled F1/10 autonomous racecar [4].

II. RELATED WORK

Autonomous racing has received attention in recent years from the robotics, control systems, autonomous vehicles, and deep learning communities. In [16], authors present the use of nonlinear model predictive controller (NMPC) for the control of 1:43 scale RC race cars. Using a dynamical model of the vehicle, the authors compute racing trajectories and control inputs using receding horizon based controller. A similar MPC based controller is also presented in [17], [18]. In [19], authors design a controller to drive an autonomous vehicle at the limits of its control and traction. AutoRally, an open-source 1:5 scale vehicle platform for aggressive autonomous driving is presented in [20]. In all of this work, the MPC directly generates the steering and throttle control inputs based on the reference trajectory and the state of the vehicle. With these approaches an accurate and detailed dynamical model is required.

Researchers have also analyzed the problem of computing the optimal (fastest) raceline for a given track layout. A minimum curvature trajectory controller for the Roborace DevBot autonomous racecar is described in [21]. [22]–[26] addresses the problem of computing the optimal racing line. In our work, we assume that the race line is known a-priori and provided as a reference trajectory. Our proposed adaptive lookahead pure-pursuit algorithm can work for any reference trajectory.

Path tracking is the problem concerned with determining speed and steering inputs at each instant of time in order for the robot to follow a certain path. In [27], authors describe a model-based receding horizon controller for pure-pursuit tracking. They accommodate the vehicle’s steady-state lateral dynamics to improve tracking performance at high speeds. [28] investigates the application of the pure-pursuit technique for reactive tracking of paths for nonholonomic mobile robots. Researchers have also analyzed the stability of mobile robot path tracing algorithms [29] including pure-pursuit. We guide the reader towards [30] for a detailed review of the applications of pure-pursuit.

Previous work on overcoming the limitations of pure-pursuit like corner cutting and limited maximum speed are addressed in [31], [32] and have been successful within the stated scope of those projects. However, the metrics for an autonomous racecar as defined in this paper require a different approach which addresses a combination of the previous work and a novel method to maximize a global racing objective.

III. PROBLEM FORMULATION

We present a brief overview of the pure-pursuit algorithm in order to provide the background and motivation for our work on adaptive lookahead pure-pursuit.

A. Pure-Pursuit Algorithm

Pure-pursuit is a seminal algorithm for geometric lateral control that can be easily implemented in several applications including autonomous robots. It can be dated back in history to the pursuit of missile to a target [33]. This algorithm is popular for its ability to recover if the robot moves too far away from the reference trajectory.

Seminal Pure-Pursuit

Pure-pursuit computes the angular velocity command that moves the robot from its current position to reach a lookahead waypoint in front of the robot. The linear velocity is assumed constant. As the robot pursues the goal, the algorithm then moves the lookahead point further on the path based on the current position of the robot. The original pure-pursuit algorithm [34] was

implemented on full-differential drive robot while taking into account its associated kino-dynamic constraints.

Consider a robot R whose pose is (x_1, y_1, ϕ) where (x_1, y_1) represent the 2D position of the robot and ϕ is its current heading in the local frame, and a goal position (x_2, y_2) that is lookahead distance l_d away on the reference trajectory. The pure-pursuit controller is tasked with finding the curvature of the circular arc that will guide the robot from its current position to the goal. The relative angular offset, α , between the robot’s current heading and the goal, and the curvature k is calculated using:

$$\alpha = \tan^{-1}\left(\frac{y_2 - y_1}{x_2 - x_1}\right); \quad k = \frac{2 \sin(\alpha)}{l_d} \quad (1)$$

The curvature provided by equation (2) is used to calculate the heading required to move the robot at a constant speed along the circular arc. Once the arc is computed, the robot follows the arc at a fixed velocity for a certain time τ , before recomputing the goal based on the lookahead distance.

The LookAheadDistance, l_d parameter controls how far along the reference path the robot should look from the current location to compute the steering/lateral correction commands. Changing this parameter affects the tracking behaviour of the robot: if the distance is low, it can lead to oscillations around the reference path, and if it is too high, it can cause large deviations and lead to corner-cutting [31], [32].

Legend

L : wheelbase

θ : angle error

l_d : lookahead

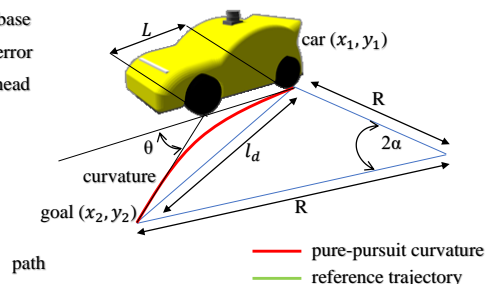


Fig. 1: Calculating the desired heading θ using Ackermann-adjusted pure-pursuit from the racecar’s *base.link* at the center of the rear axle

Ackermann-Steering Adjustment

The seminal pure-pursuit produces undesired driving behavior like cutting corners [35] when implemented in an Ackermann-steering [36] robot and when the lookahead parameter is not well tuned [37]. For implementing pure-pursuit path tracking controller to non-holonomic Ackermann-steering robots, we need to add the geometric constraints of the robot to equation (1).

To do so, we use the Ackermann adjusted pure-pursuit implementation as described in [14]. We define the *base_link* (x_1, y_1) as the center of the rear-axle of the racecar. By including the robot wheelbase L (distance between the front and the rear axle), the pure-pursuit controller calculates the heading θ required to guide the robot along the curvature as:

$$\theta = \tan^{-1}(kL) = \tan^{-1}\left(\frac{2L\sin(\alpha)}{l_d}\right) \quad (2)$$

This is depicted in Figure 1. The racecar finds the nearest point to its *base_link* in the reference trajectory and identifies a goal waypoint on the trajectory that is distance l_d away from the *base_link*. It then computes the arc of radius R that joins the *base_link* to the goal to find the angular offset α . Adjusting for the racecar's wheelbase L , the angular offset to the goal is calculated with reference to the front axle that is distance L away from the *base_link* in the heading of the racecar. This heading is θ , and it is calculated from equation (2). The curvature k , goal, (x_2, y_2) and angle θ are continuously updated as the racecar follows the reference trajectory.

B. Autonomous racing problem setup

We define a race-track as any closed-loop drivable environment. The reference trajectory is a sequence of way-points that the car can follow. As described earlier, there are several ways of choosing the right reference trajectory - mathematical race lines such as minimum distance, or minimum curvature - or complicated race lines computed while taking into account the dynamics of the vehicle.

Let \mathcal{W} denote the set of N waypoints w_i that collectively form the reference trajectory:

$$\mathcal{W} = \{w_i, \quad i \in 1 \rightarrow N\} \quad (3)$$

Each waypoint w_i , represents the coordinates (x_{map_i}, y_{map_i}) from the beginning of the start, and heading θ_i to the next waypoint w_{i+1} , i.e.

$$w_i = \{x_{map_i}, y_{map_i}, \theta_i\} \quad (4)$$

Our approach is agnostic to whether the reference trajectory is optimal or not, and will work as long as any reference trajectory is a closed-loop.

C. Adaptive Pure-Pursuit Problem Statement

In racing, the ultimate objective is to be faster than your opponents. This can be translated into having a lower lap time than the opponents. The lap time depends on many factors, including average velocity around the track, total distance travelled etc. In the absence of other

opponents, the goal is to stick to the reference trajectory and be as fast as possible. For this paper we assume a single racecar on the track at any time (time-trial mode).

As described in Section III-A, the lookahead distance l_d of the pure-pursuit controller is the most important parameter which determines the behavior of the autonomous racecar. We pose the following question: *What is the optimal value of the lookahead distance for a pure-pursuit controller that will result in the fastest lap around the track ?*

One can think of this as an offline label assignment problem, where we want to assign each waypoint w_i , on the reference trajectory an associated optimal lookahead distance, l_j that the pure-pursuit controller will take as input when it arrives at that waypoint. This idea forms the basis for an *adaptive lookahead pure-pursuit* controller.

Given a reference trajectory \mathcal{W} that consists of waypoints described in equation (4), consider a set of K lookahead distances (labels) \mathcal{L} :

$$\mathcal{L} = \{l_j, \quad j \in 1 \dots K\} \quad (5)$$

A lookahead label informs the underlying pure-pursuit controller about the control horizon. The pose of the racecar at any given time in the race-track is denoted as the tuple \mathcal{T}_i , such that;

$$\mathcal{T}_i = \langle x_i, y_i, \phi_i, v_i \rangle \quad (6)$$

Where (x_i, y_i) is the position of the racecar in the race-track relative to the start/finish line, ϕ_i is the heading of the racecar at the given position, and v_i is the current velocity of the racecar. Given each way-point w_i and the lookahead distance set \mathcal{L} we want to compute a function assignment γ such that;

$$\gamma(w_i, l_j, \mathcal{T}_i) \rightarrow (v_{exit_i}, \delta_i) \quad (7)$$

Where v_{exit_i} is the exit velocity of the racecar, and δ_i is the deviation from the reference trajectory of the racecar for the given way-point and lookahead distance.

The label assignment *policy* π can be defined as a mapping for every way-point with an optimal lookahead distance from the set \mathcal{L} .

IV. ADAPTIVE LOOKAHEAD PURE-PURSUIT

Race-tracks have sections of lengthy corridors with no turns or small angled turns, and a racecar must utilize these sections of the race-track to achieve higher speeds in order to minimize lap times. Longer lookahead distances yield higher speeds; but at tight turns, the racecar will attempt to cut corners leading to collisions

Algorithm 1: Lookahead label Assignment

Input: $T_{init}, v_{init} = 0, \mathcal{W}, \mathcal{L}$ **Compute:****while** $i < N$ **do** $R = \text{SpawnCar}(T_i)$ **for** $l_j = 0$ **to** K **do** $\text{PurePursuit}(l_j, R)$ **if** $\text{CrashDetected}()$ **then** $\text{ResetCar}(R)$ $v_{exit.i} = 0$ $\delta_i = \infty$ **else** **until** $R = l_j | \mathcal{W}$ **calculate** $\{v_{current}, \delta_{current}\}$ **then:** $v_{exit.i} = v_{current}$ $\delta_i = \delta_{current}$ $v_{i+1} = v_{exit.i}$ **end** **end** $\pi(w_i) = \pi^*(\beta, v_{exit.i}, \delta_i) \forall l_j \in \mathcal{L}$ **end****Result:** $\pi = l_i \forall w_i; l_i \in \mathcal{L}$

with the bounds of the race-track. This means the the lookahead distance has to be tuned to work with the most difficult section of the race-track. Consequentially, we use multiple lookahead distances for different sections of the track. We find the labelling *policy* π which assigns lookahead distances to different sections of the track based on the desired racing objectives.

We first define the racing objectives:

1) *Maximum Velocity Pure-Pursuit (vel*)*: The labelling *policy* π_v^* maximizes the $v_{exit.i}$ exit velocity for each way-point w_i by selecting appropriate the lookahead distance l_i from the set \mathcal{L} , i.e.

$$\pi_v^* = \arg \max_{\mathcal{L}} \left(\sum_{i=1}^N v_{exit.i} \right) \quad \forall l_i \in (1 \dots K) \quad (8)$$

2) *Minimum Deviation Pure-Pursuit (dev*)*: The labelling *policy* π_δ^* minimizes δ_i deviation for each way-point w_i by selecting the lookahead distance l_i which produces the minimum δ_i for all lookaheads in \mathcal{L} . We define deviation as the area of the curve between the reference trajectory and the actual trajectory taken by the racecar.

$$\pi_\delta^* = \arg \min_{\mathcal{L}} \left(\sum_{i=1}^N \delta_i \right) \quad \forall l_i \in (1 \dots K) \quad (9)$$

3) *Convex Combination Pure-Pursuit*: This objective is a convex combination of previous two objectives from equations (8) and (9), governed by trade-off factor β .

$$\pi_{v-\delta}^* = \beta(\pi_v^*) + (1 - \beta)(\pi_\delta^*); \quad \beta \in [0, 1] \quad (10)$$

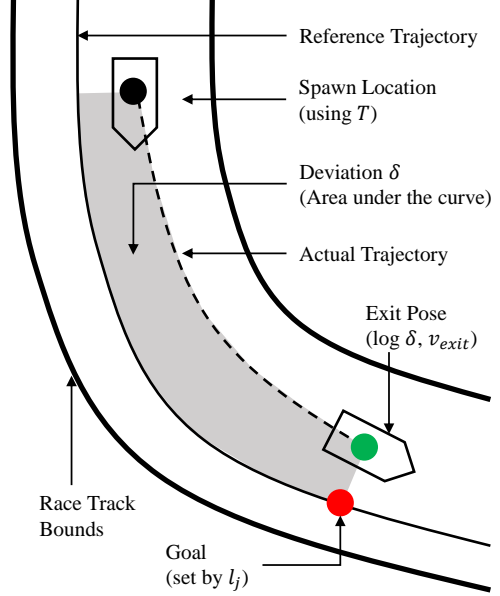


Fig. 2: An iteration of the lookahead label assignment algorithm, with racecar spawned using \mathcal{T} , the goal set by current lookahead l_j , and the actual trajectory taken by the racecar using the current lookahead until the goal - where the exit pose, deviation (δ) and v_{exit} are logged

Depending on the application, trade-off factor β can be adjusted such that $\beta = 0$ produces minimum deviation and $\beta = 1$ produces maximum achievable velocity.

Having defined the different objectives for the adaptive lookahead label assignment, we now present a novel lookahead label algorithm which can assign the optimal lookahead distance labels to each way-point based on the specified objective function (Eqs 8,9,& 10). An overview of our method is presented in Algo. 1, and a visual representation is provided in Fig. 2.

For a waypoint w_i , we spawn the autonomous car in the simulator using the tuple T_i , using the function $\text{SpawnCar}()$. At this waypoint, we simulate the function γ (Eq 7) for each of the possible lookahead value in the set \mathcal{L} . Each iteration of γ makes the racecar use Ackermann-adjusted pure-pursuit using the current lookahead until it approaches the goal on the reference trajectory originally set when the racecar was spawned (at both spawn and goal, the Euclidean distance between the racecar's *base_link* and the actual corresponding waypoint on the reference trajectory is minimal compared to all other waypoints in \mathcal{W}), during

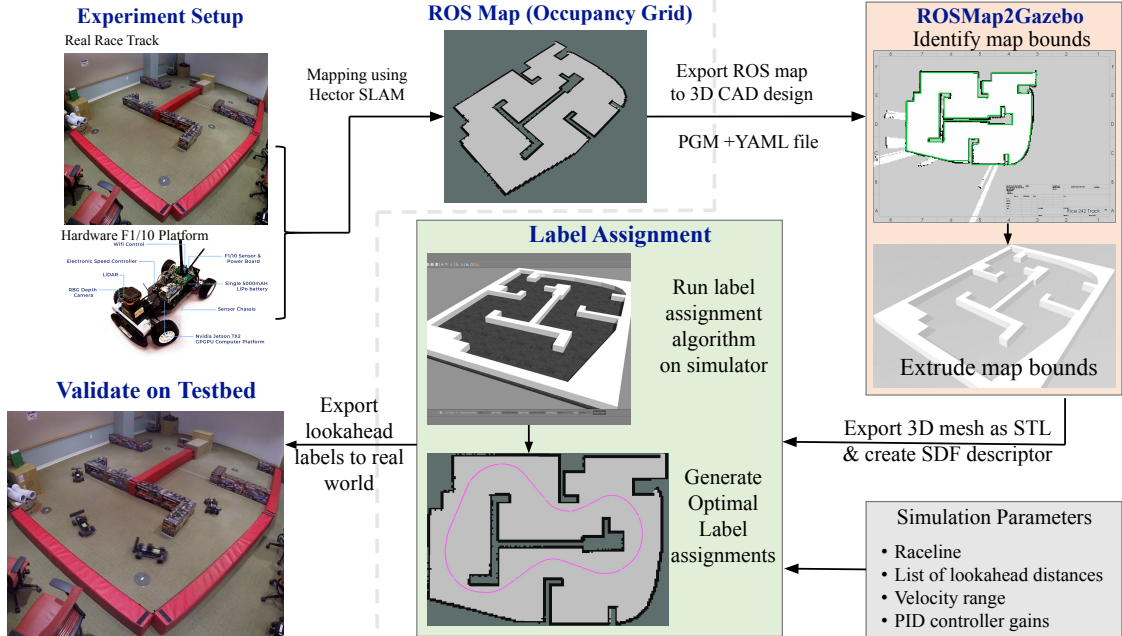


Fig. 3: Clockwise from Top Left: The F1/10 platform is manually driven around the race track to create a ROS map using traditional SLAM, the ROS map is exported to CAD where the map bounds are extruded and exported as a 3D mesh, the label assignment algorithm is performed on the new map using the set simulation parameters, & the labels are exported to be validated on the F1/10 platform

which time the algorithm continuously computes the racecar’s deviation from the reference trajectory and its current velocity. At the end of the current iteration, when the racecar is closest to the original goal set at spawn, the exit velocity, $v_{exit,i}$, which is the current velocity when the racecar is closest to the original goal, and the total deviation from the reference trajectory, δ_i , from when the racecar travelled from the spawn location to the goal is logged. If the racecar collides with the race-track boundaries at any time during the current iteration of the algorithm, the corresponding lookahead distances are not considered as candidates for selection at the current waypoint w_i . This is captured by the $CrashDetected()$ subroutine in Algorithm 1. When the algorithm completely iterates through all lookaheads in \mathcal{L} for all waypoints in \mathcal{W} , the logged data which contains $[v_{exit_i}, \delta_i]$ is match to the corresponding lookahead and stored for offline tuning.

Next, we greedily select the lookahead distance which is best suited for the objective function using the policy π^* . For e.g. for vel^* , we would pick the lookahead distance with the maximum exit velocity at each waypoint and the corresponding lookahead is assigned as its label. The same criteria can be applied to the dev^* , and $convex_combination$ objectives. The policy is applied to assign the best corresponding lookahead label from \mathcal{L} for all waypoints in \mathcal{W} .

V. IMPLEMENTATION ON SIMULATOR & TESTBED

The race-track used in the experiment is a small indoor setup with tight turns, and to ease computation on the racecar’s onboard embedded computer (we use the NVIDIA Jetson TX2), we decided to limit the number of lookaheads to 3. While this is not a limitation of the algorithm, the observable differences in performance of the racecar at tightly grouped lookaheads did not produce a larger racing performance increase compared to the additional computation demanded by the onboard computer. We chose lookahead distances (set $\mathcal{L} = \{1.0, 1.5, 2.0\}$, $K = 3$). Empirically, the racecar tracked the reference trajectory best at 1.0m lookahead, and at 2.0m lookahead, the racecar was able to achieve the maximum permissible velocity.

A. Experiment Setup

Fig. 3 provides an overview of the experiment workflow, where the major steps are described below:

- 1) **Mapping the Race Track:** The F1/10 racecar is manually driven around the race track to build a 2D occupancy grid map using the Hector SLAM algorithm [38].
- 2) **ROSMAP2Gazebo:** We extrude the map bounds by using a smoothing filter and export the resulting 3D mesh to Gazebo as a world model.

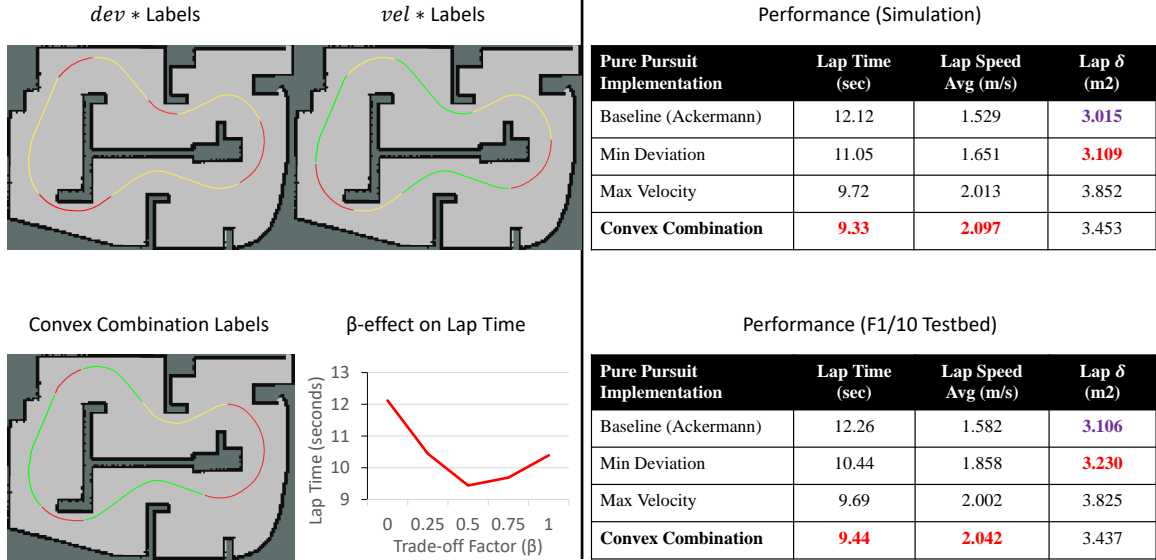


Fig. 4: [Left Half]: The labels generated using the lookahead label assignment for various values of β ; [Right Half]: Race metrics performance of the various pure-pursuit implementations compared to the baseline Ackermann-adjusted pure-pursuit on the simulator and testbed

- 3) **Label Assignment:** The lookahead label assignment algorithm is run on the virtual race track in ROS F1Tenth simulator for $\beta = [0.0, 0.25, 0.5, 0.75, 1.0]$, and the resulting lookahead label sets are benchmarked for performance.
- 4) **Validation on Testbed:** The labels generated from our algorithm are exported to the F1/10 testbed and verified against simulation results.

In doing so, we can go from a real track, to a real map, to a simulated track and back to the testbed (Fig. 3).

B. Testbed Execution & Results

For accurate localization at high speeds, the F1/10 testbed was equipped with the CDDT particle filter using a GPU enabled ray-tracing algorithm [39].

In Fig. 4, the left half shows the reference trajectory imposed with the lookahead labels where read, yellow and green represent short, medium and long lookahead distances respectively and the chart showing the effect of the trade-off factor β on the best lap time for the current setting. Note that the extreme emphasis on either velocity or deviation optimization leads to worse lap times as opposed to a balanced emphasis.

Observed lap times differences between simulation and real world implementation were within 0.5 seconds, and the total lap deviation during real world implementation was within 5% of the simulated deviation. This can be seen in the right half of Fig. 4 which compares race metrics of the F1/10 autonomous racecar on the real race-track. The *convex_combination* label assignment

has better performance in both lap time and average lap speed on the F1/10 testbed with 20% improvement over the baseline implementation. The convex factor β and its impact on the lap time is shown in Fig. 4. As β changes from 0.25 (minimum deviation) to 0.75 (maximum velocity), the label assignments produce a varying lap time with the best performance on all metrics at around $\beta=0.5$. At $\beta=0.0$, the racecar's performance was very similar to the baseline Ackermann-adjusted pure-pursuit, and several lookahead labels for $\beta=1$ led to undesirable behaviors including oscillations, drifting and general loss of path tracking on multiple turns.

VI. CONCLUSION & FUTURE WORK

In this paper we have demonstrated that adaptive lookahead pure-pursuit outperforms Ackermann-steering adjusted pure-pursuit in terms of race related metrics such as lap time and average lap speed, and is a novel fit for autonomous racing, both in simulation and the F1/10 testbed. The analysis focuses on a single agent setting, where a single race car is tasked with following a reference trajectory with the minimum lap time. Our future work involves using the adaptive lookahead pure-pursuit for multiple autonomous racecars & creating a formal framework for autonomous overtaking at high speeds and close-proximity situations.

REFERENCES

- [1] Walt Scacchi. Autonomous motorsports racing games: Emerging practices as speculative fictions. *Journal of Gaming & Virtual Worlds*, 10(3):261–285, 2018.

- [2] Global championship of driverless cars. url=https://roborace.com/, journal=Roborace.
- [3] Madhur Behl. F1/10 autonomous racing. 2018. http://f1tenth.org.
- [4] Matthew O’Kelly, Varundev Sukhil, Houssam Abbas, Jack Harkins, Chris Kao, Yash Vardhan Pant, Rahul Mangharam, Dipshil Agarwal, Madhur Behl, Paolo Burgio, et al. F1/10: An open-source autonomous cyber-physical platform. *arXiv preprint arXiv:1901.08567*, 2019.
- [5] Skanda Koppula. Learning a cnn-based end-to-end controller for a formula sae racecar. *arXiv preprint arXiv:1708.02215*, 2017.
- [6] Aws deepracer - the fastest way to get rolling with machine learning. url=https://aws.amazon.com/deepracer/.
- [7] Hugh Durrant-Whyte and Tim Bailey. Simultaneous localization and mapping: part i. *IEEE robotics & automation magazine*, 13(2):99–110, 2006.
- [8] Michael Montemerlo, Sebastian Thrun, Daphne Koller, Ben Wegbreit, et al. Fastslam: A factored solution to the simultaneous localization and mapping problem. *Aaai/iaai*, 593598, 2002.
- [9] Tim Bailey and Hugh Durrant-Whyte. Simultaneous localization and mapping (slam): Part ii. *IEEE robotics & automation magazine*, 13(3):108–117, 2006.
- [10] Wolfgang Hess, Damon Kohler, Holger Rapp, and Daniel Andor. Real-time loop closure in 2d lidar slam. In *2016 IEEE International Conference on Robotics and Automation (ICRA)*, pages 1271–1278. IEEE, 2016.
- [11] Bruce Krogh and Charles Thorpe. Integrated path planning and dynamic steering control for autonomous vehicles. In *Proceedings. 1986 IEEE International Conference on Robotics and Automation*, volume 3, pages 1664–1669. IEEE, 1986.
- [12] Zvi Shiller and Y-R Gwo. Dynamic motion planning of autonomous vehicles. *IEEE Transactions on Robotics and Automation*, 7(2):241–249, 1991.
- [13] Emilio Frazzoli, Munther A Dahleh, and Eric Feron. Real-time motion planning for agile autonomous vehicles. *Journal of guidance, control, and dynamics*, 25(1):116–129, 2002.
- [14] Myungwook Park, Sangwoo Lee, and Wooyong Han. Development of steering control system for autonomous vehicle using geometry-based path tracking algorithm. *Etri Journal*, 37(3):617–625, 2015.
- [15] Madhur Behl Varundev Suresh Babu. F1tenth.dev - an open-source ros based f1/10 autonomous racing simulator. *IEEE CASE 2020 Proceedings*, 2020.
- [16] Alexander Liniger, Alexander Domahidi, and Manfred Morari. Optimization-based autonomous racing of 1: 43 scale rc cars. *Optimal Control Applications and Methods*, 36(5):628–647, 2015.
- [17] Ugo Rosolia, Ashwin Carvalho, and Francesco Borrelli. Autonomous racing using learning model predictive control. In *2017 American Control Conference (ACC)*, pages 5115–5120. IEEE, 2017.
- [18] Gabriel M Hoffmann, Claire J Tomlin, Michael Montemerlo, and Sebastian Thrun. Autonomous automobile trajectory tracking for off-road driving: Controller design, experimental validation and racing. In *2007 American Control Conference*, pages 2296–2301. IEEE, 2007.
- [19] Jun Ni and Jibin Hu. Dynamics control of autonomous vehicle at driving limits and experiment on an autonomous formula racing car. *Mechanical Systems and Signal Processing*, 90:154–174, 2017.
- [20] Brian Goldfain, Paul Drews, Changxi You, Matthew Barulic, Orlin Velev, Panagiotis Tsiotras, and James M Rehg. Autorally an open platform for aggressive autonomous driving. *arXiv preprint arXiv:1806.00678*, 2018.
- [21] Alexander Heilmeyer, Alexander Wischniewski, Leonhard Hermansdorfer, Johannes Betz, Markus Lienkamp, and Boris Lohmann. Minimum curvature trajectory planning and control for an autonomous race car. *Vehicle System Dynamics*, 0(0):1–31, 2019.
- [22] DP Kelly and RS Sharp. Time-optimal control of the race car: a numerical method to emulate the ideal driver. *Vehicle System Dynamics*, 48(12):1461–1474, 2010.
- [23] Michael E Tipping, Mark Andrew Hatton, and Ralf Herbrich. Racing line optimization, February 22 2011. US Patent 7,892,078.
- [24] Ying Xiong et al. *Racing line optimization*. PhD thesis, Massachusetts Institute of Technology, 2010.
- [25] Luigi Cardamone, Daniele Loiacono, and Pier Luca Lanzi. On-line neuroevolution applied to the open racing car simulator. In *2009 IEEE Congress on Evolutionary Computation*, pages 2622–2629. IEEE, 2009.
- [26] Paul A Theodosis and J Christian Gerdes. Nonlinear optimization of a racing line for an autonomous racecar using professional driving techniques. In *ASME 2012 5th Annual Dynamic Systems and Control Conference joint with the JSME 2012 11th Motion and Vibration Conference*, pages 235–241. American Society of Mechanical Engineers Digital Collection, 2013.
- [27] M Elbanhawi, M Simic, and R Jazar. Receding horizon lateral vehicle control for pure pursuit path tracking. *Journal of Vibration and Control*, 24(3):619–642, 2018.
- [28] Jesús Morales, Jorge L Martínez, María A Martínez, and Anthony Mandow. Pure-pursuit reactive path tracking for nonholonomic mobile robots with a 2d laser scanner. *EURASIP Journal on Advances in Signal Processing*, 2009:3, 2009.
- [29] Anibal Ollero and Guillermo Heredia. Stability analysis of mobile robot path tracking. In *Proceedings 1995 IEEE/RSJ International Conference on Intelligent Robots and Systems. Human Robot Interaction and Cooperative Robots*, volume 3, pages 461–466. IEEE, 1995.
- [30] Moveh Samuel, Mohamed Hussein, and Maziah Binti Mohamad. A review of some pure-pursuit based path tracking techniques for control of autonomous vehicle. *International Journal of Computer Applications*, 135(1):35–38, 2016.
- [31] Myungwook Park, Sangwoo Lee, and Wooyong Han. Development of steering control system for autonomous vehicle using geometry-based path tracking algorithm. *Etri Journal*, 37(3):617–625, 2015.
- [32] M. Park, S. Lee, and W. Han. Development of lateral control system for autonomous vehicle based on adaptive pure pursuit algorithm. In *2014 14th International Conference on Control, Automation and Systems (ICCAS 2014)*, pages 1443–1447, 2014.
- [33] Louis L Scharf, William P Harthill, and Paul H Moose. A comparison of expected flight times for intercept and pure pursuit missiles. *IEEE Transactions on Aerospace and Electronic Systems*, (4):672–673, 1969.
- [34] R Craig Coulter. Implementation of the pure pursuit path tracking algorithm. Technical report, Carnegie-Mellon UNIV Pittsburgh PA Robotics INST, 1992.
- [35] Chieh Chen and Han-Shue Tan. Experimental study of dynamic look-ahead scheme for vehicle steering control. In *Proceedings of the 1999 American Control Conference (Cat. No. 99CH36251)*, volume 5, pages 3163–3167. IEEE, 1999.
- [36] Wm C Mitchell, Allan Staniforth, and Ian Scott. Analysis of ackermann steering geometry. Technical report, SAE Technical Paper, 2006.
- [37] Stefan Forrest Campbell. *Steering control of an autonomous ground vehicle with application to the DARPA urban challenge*. PhD thesis, Massachusetts Institute of Technology, 2007.
- [38] Stefan Kohlbrecher, Johannes Meyer, Thorsten Graber, Karen Petersen, Uwe Klingauf, and Oskar von Stryk. Hector open source modules for autonomous mapping and navigation with rescue robots. In *Robot Soccer World Cup*, pages 624–631. Springer, 2013.
- [39] Corey Walsh and Sertac Karaman. Cddt: Fast approximate 2d ray casting for accelerated localization. abs/1705.01167, 2017.