

# Literature-Augmented Clinical Outcome Prediction

Aakanksha Naik<sup>1\*</sup> Sravanthi Parasa<sup>2</sup> Sergey Feldman<sup>3</sup> Lucy Lu Wang<sup>3</sup> Tom Hope<sup>3,4</sup>

<sup>1</sup>Language Technologies Institute, Carnegie Mellon University

<sup>2</sup>Swedish Medical Group <sup>3</sup>Allen Institute for Artificial Intelligence

<sup>4</sup> Paul G. Allen School for Computer Science & Engineering, University of Washington

anaik@andrew.cmu.edu {tomh, lucyw, sergey}@allenai.org

## Abstract

Predictive models for medical outcomes hold great promise for enhancing clinical decision-making. These models are trained on rich patient data such as clinical notes, aggregating many patient signals into an outcome prediction. However, AI-based clinical models have typically been developed in isolation from the prominent paradigm of Evidence Based Medicine (EBM), in which medical decisions are based on explicit evidence from existing literature. In this work, we introduce techniques to help bridge this gap between EBM and AI-based clinical models, and show that these methods can improve predictive accuracy. We propose a novel system that automatically retrieves *patient-specific literature* based on intensive care (ICU) patient information, aggregates relevant papers and fuses them with internal admission notes to form outcome predictions. Our model is able to substantially boost predictive accuracy on three challenging tasks in comparison to strong recent baselines; for in-hospital mortality, we are able to boost top-10% precision by a large margin of over 25%.

## 1 Introduction

Evidence Based Medicine (EBM) — a leading paradigm in modern medical practice — calls for finding the “current best evidence” to support clinical decision-making regarding care of *individual* patients (Sackett et al., 1996). Due to the plethora of biomedical research, there is need for automated tools that can surface relevant evidence reported in the literature (Wallace, 2019), to help reduce diagnostic error and improve patient outcomes.

In the NLP community, efforts toward machine-assisted EBM often focus on *searching*, *extracting* and *summarizing* information from the literature — typically Randomized Control Trials (RCTs) — pertaining to a given clinical question (Lehman et al., 2019; DeYoung et al., 2020, 2021) (e.g., the

efficacy of ACE inhibitors in adult patients with type-2 diabetes (Wallace, 2019)).

In the important setting of intensive care medicine, however, RCTs are relatively lacking (Vincent, 2004; Niven et al., 2019). Moreover, patients often present in a multifaceted way with intricate backgrounds that are unlikely to be precisely captured in any single cohort study, requiring complex aggregation of diverse information on multiple patient aspects to make a final evidence-based decision. In contrast, AI models trained for outcome prediction using Electronic Health Records (EHR) data (Rajkomar et al., 2018; Hashir and Sawhney, 2020) are able to aggregate over many diverse patient data points; however, by nature, they are not informed by evidence in the literature.

We envision bridging this gap between EBM and AI-based predictive modelling with systems that automatically scan the literature for patient-specific evidence, synthesizing and combining it with EHR information to yield accurate and interpretable predictions. While recent work has used language models pre-trained on biomedical texts and applied to ICU admission notes (van Aken et al., 2021), these efforts do not provide the specific, explicit literature-based evidence required in EBM.

To make progress on this highly complex challenge, we propose a new approach for NLP-based clinical predictions, where patient-specific evidence from the literature is *explicitly* and *directly* incorporated into predictive models. We make the following key contributions:

- **Literature-Augmented Model.** We propose a new model for predicting clinical outcomes, that combines textual admission notes and automatically retrieved patient-specific biomedical papers. Our system, named BEEP,<sup>1</sup> is illustrated in Figure 1. For each ICU patient and each target outcome to be predicted (e.g., mortality), we re-

\*Work done during internship at AI2.

<sup>1</sup>BEEP: Biomedical Evidence-Enhanced Predictions.

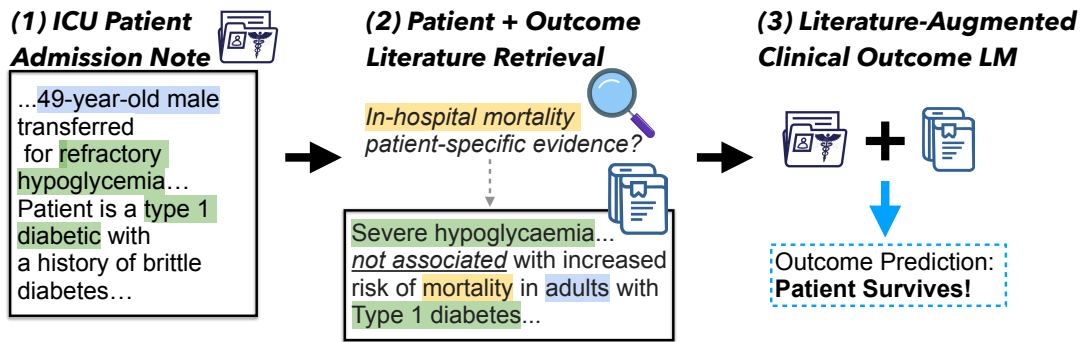


Figure 1: Overview of our BEEP system. For a given patient ICU admission note (1), we retrieve patient-specific literature that is relevant to an outcome of interest (2), combining both sources of information as input for a language model we train to predict clinical outcomes (3).

trieve biomedical papers from the entire PubMed corpus, encoded and fused together with the ICU admission note for making a final prediction. We present several architectures for retrieving papers and for aggregating and combining them with clinical notes. We will make our code, cohort selection, and models publicly available to promote further research in this important area.

- **Comparing State-of-Art Clinical LMs.** We test recent language model (LM) baselines for this task, including a baseline that uses a pre-training scheme over PubMed papers (van Aken et al., 2021) designed for clinical predictions, and an LM that integrates external biomedical knowledge and has not been evaluated outside intrinsic tasks such as NER (Michalopoulos et al., 2021). Interestingly, we find the latter LM, incorporating biomedical knowledge, outperforms the specialized task-specific pre-training.
- **Adding Literature Boosts Results.** For evaluation, we measure both overall performance and precision/recall@TOP-K, to account for the real-world scenario where “alarms” are only raised for high-confidence predictions to avoid alarm fatigue (Sendelbach and Funk, 2013). BEEP provides substantial improvements over baselines, with strong gains in precision@TOP-K. For example, the top 10% mortality predictions from our model yield a drastic >25% boost over the baseline’s top 10% precision.

## 2 Related Work

**Patient-Specific Literature Retrieval:** Since 2014, the Text REtrieval Conference (TREC) has organized a series of challenges to advance research in this area. The TREC Clinical Decision Support

(CDS) tracks focused on evaluating systems on the task of retrieving biomedical articles relevant for answering generic clinical questions about patient medical records (e.g., identifying potential diagnoses, treatments, and tests) (Simpson et al., 2014; Roberts et al., 2015, 2016). TREC CDS 2014 and 2015 used short case reports as idealized representations of medical records due to the lack of available de-identified records. TREC 2016 shifted to using real-world medical records from the Medical Information Mart for Intensive Care (MIMIC) database (Johnson et al., 2016).<sup>2</sup> In our work, our focus is on *predicting clinical outcomes*, using patient-specific literature retrieval based on notes.

Ueda et al. (2021) use contextualized representations on more structured retrieval tasks not involving clinical notes (Voorhees et al., 2021), leaving open the question of how large pretrained language models (LMs) would fare on long, noisy EHR text. Unlike existing work, we explore this by experimenting with LM retrieval models.

**Clinical Outcome Prediction:** The idea of using automated outcome prediction for assisting clinical triage, workflow optimization and hospital resource management has received much interest recently, also given the conditions during the COVID-19 pandemic (Li et al., 2020). Predictive models based on structured (e.g., lab results) and unstructured (e.g., nursing notes) information have recently been built for key clinical outcomes including mortality (Jain et al., 2019; Feng et al., 2020), length of hospital stay (van Aken et al., 2021), readmission (Jain et al., 2019), sepsis (Feng et al., 2020), prolonged

<sup>2</sup>Since 2017, the focus has switched to TREC-PM (precision medicine) tracks where articles are retrieved based on short structured queries with attributes such as patient condition and demographics, a less realistic scenario.

mechanical ventilation (Huang et al., 2020), and diagnostic coding (Jain et al., 2019; van Aken et al., 2021). Increasingly, models have tried to leverage unstructured text from notes for outcome prediction since key information may often be contained within them (Boag et al., 2018; Jin et al., 2018), recently using LMs van Aken et al. (2021). In this work, we compare the performance of several state-of-the-art pretrained language models on outcome prediction tasks.

### 3 BEEP: Literature-Enhanced Clinical Predictive System

**Task & Approach Overview:** Our goal is to improve models for clinical outcome prediction from EHR notes by augmenting them with relevant biomedical literature. Our BEEP system consists of two main stages: (i) literature retrieval, and (ii) outcome prediction. Given a patient EHR note  $Q$  and a clinical outcome of interest  $y$ , the first stage is to identify a set of biomedical abstracts  $Docs(Q) = \{D_1, \dots, D_n\}$  from PubMed<sup>3</sup> that may be helpful in assessing the likelihood of the patient having that outcome. The next stage is to augment the input to an EHR-based outcome prediction model with these retrieved abstracts ( $Q \cup Docs(Q)$ ) and predict the final outcome. Figure 1 provides a high-level illustration of BEEP, and Figure 2 unpacks it with more detail. Next, we describe our system’s main components.

#### 3.1 Literature Retrieval Module

Our literature retrieval module consists of three components: (i) an index of biomedical abstracts pertaining to the outcome of interest, (ii) a *retriever* that retrieves a ranked list of abstracts relevant to the patient note from the index, and (iii) a *reranker* that reranks retrieved abstracts using a stronger document similarity computation model. For the retriever, we experiment with both sparse and dense models. We follow the standard retrieve-rerank approach, which has been shown to achieve good balance between efficiency and retrieval performance (Dang et al., 2013), and has recently also proved useful for large-scale biomedical literature search (Wang et al., 2021). In the retrieval step, we prioritize efficiency, using models that scale well to large document collections but are not as accurate, to return a set of top documents. In the reranker step, we prioritize retrieval performance by running a com-

putationally expensive but more accurate model on the smaller set of retrieved documents.

#### 3.1.1 Outcome-Specific Index Construction

Since we are interested in identifying information related to a *specific outcome* for a patient, we begin by constructing an index of all abstracts from PubMed relevant to that outcome to limit search scope. To gather all abstracts relevant to a clinical outcome, we first identify MeSH (Medical Subject Heading) terms associated with the outcome by performing MeSH linking on the outcome descriptions using scispaCy (Neumann et al., 2019). These associated MeSH terms are then used as queries to retrieve abstracts.<sup>4</sup> For some MeSH terms that are too broad (e.g., “mortality”), we include additional qualifiers (e.g., “human”) to make sure we do not gather articles that are not relevant to our overall patient cohort. Appendix A lists the final set of queries used for all clinical outcomes considered in this work. Abstracts retrieved via this process are used to construct the outcome-specific index.

#### 3.1.2 Sparse Retrieval Model

The sparse retrieval model returns top-ranked abstracts based on cosine similarity between TF-IDF vectors of MeSH terms for the query (clinical note) and the documents (outcome-specific abstracts). MeSH terms from abstracts are extracted by running scispaCy MeSH linking over the abstract text. PubMed MeSH tagging is done only at the abstract level, and does not reflect actual term frequency in the text, requiring our extraction step. However, extracting MeSH terms from clinical notes requires a more elaborate pipeline, due to two major issues:

- **Entity type and boundary issues:** Off-the-shelf entity extractors like scispaCy and cTAKES (Savova et al., 2010) extract certain entity types that are not informative for retrieving literature relevant to the patient (e.g., hospital names, references to patient’s family members/caregivers, etc.). They also have a tendency to ignore important qualifiers when extracting entities. For example, given a sentence containing the entity “right lower extremity pain”, both extractors returned “extremity” and “pain” as separate entities.
- **Negated entities:** Clinical notes have a high density of negated entities, with up to 50% of entities negated (Chapman et al., 2001).

<sup>3</sup><https://pubmed.ncbi.nlm.nih.gov>

<sup>4</sup><https://www.ncbi.nlm.nih.gov/books/NBK25499/>

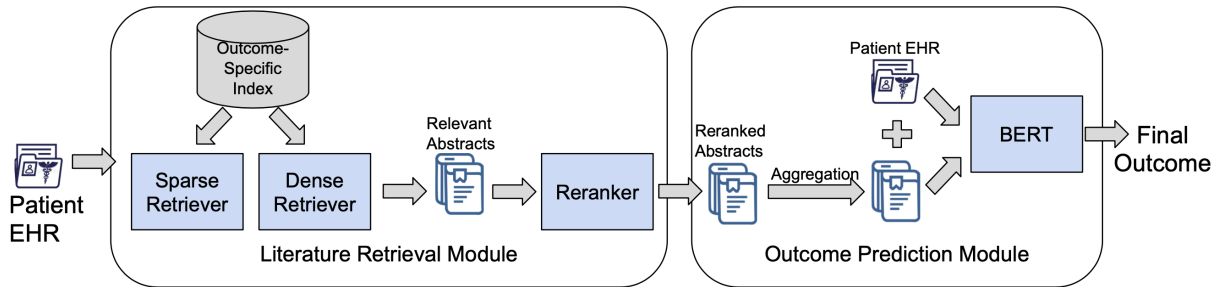


Figure 2: Complete system pipeline, unpacking the high-level overview seen in Figure 1. For a given patient ICU admission note, the literature retrieval module first retrieves relevant biomedical abstracts from a clinical outcome-specific index, then reranks a top-ranked subset of abstracts. The outcome prediction module aggregates information from these reranked abstracts and fuses it with the admission note to make the final prediction

These entities must be identified and discarded prior to literature retrieval to avoid retrieving articles about symptoms and conditions that are *not* exhibited by the patient.

To handle these issues, we extract MeSH terms from clinical notes using the following process:

**Entity Extraction.** First, we extract entities from clinical notes using a model trained on the i2b2 2010 concept extraction dataset (Uzuner et al., 2011). This dataset consists of clinical notes annotated with three types of entities: problems, tests, and treatments. These entity types cover the pertinent medical information that can be used to retrieve abstracts relevant to a clinical note. Moreover, the i2b2 guidelines require annotators to include all qualifiers within an entity span, so training a model on these annotations should bias it towards including pertinent entity qualifiers. Our entity extraction model uses a BERT-based language model to compute token representations, followed by a linear layer to predict entity labels.

**Entity Filtering.** After extracting entities, we filter out all negated entities. Negated entities are detected using the ConText algorithm for negation detection from clinical text (Harkema et al., 2009).

**MeSH Linking.** Finally, the set of filtered entities is linked to MeSH terms using scispaCy. Entities not linked to MeSH terms are discarded. MeSH terms linked in clinical notes and abstracts are used to compute TF-IDF vectors for the sparse retrieval model. Implementation details for all models are provided in Appendix B.

### 3.1.3 Dense Retrieval Model

One well-known issue with sparse retrievers is their inability to go beyond surface forms while computing query-document similarity. Therefore, we add

a dense retrieval model to complement the sparse retriever, an approach that has shown promise in recent work (Gao et al., 2021). Our dense retrieval model maps clinical notes (queries) and biomedical abstracts (documents) to a shared dense low-dimensional embedding space. Computing similarity between these encoded vectors allows for softer matching beyond surface form.

For dense retrieval, we use a BERT-based bi-encoder model. We use a bi-encoder to support scaling to large document collections, as opposed to cross-encoder models which are much slower (e.g., (Gu et al., 2021)). Given a query clinical note  $Q$  and an abstract document  $D_i$ , a BERT-based encoder is used to compute dense embedding representations  $E_Q$  and  $E_{D_i}$ . A scoring function  $S$  is defined as the Euclidean distance between query and document embeddings:

$$S(Q, D_i) = \|E_Q - E_{D_i}\|_2 \quad (1)$$

Documents closest to the query vector in the embedding space are returned as top-ranked results. The bi-encoder is trained using a triplet loss function defined as follows:

$$L(Q, D_i^+, D_i^-) = \max(S(Q, D_i^+) - S(Q, D_i^-) + m, 0) \quad (2)$$

Here  $D_i^+$  is an abstract more relevant to the clinical note  $Q$  than  $D_i^-$  and  $m$  is a margin value. We use PubmedBERT (Gu et al., 2021) as the encoder and train our bi-encoder using the dataset from the TREC 2016 clinical decision support task (Roberts et al., 2016).<sup>5</sup> This dataset consists of

<sup>5</sup>We do not use data from TREC 2014 and 2015 since they use idealized case reports instead of actual EHR notes. Combining all three datasets degraded performance, likely due to differences in language between case reports and EHRs.

30 de-identified EHR notes, along with  $\sim 1000$  PubMed abstracts per note marked for relevance. We select relevant abstracts per note as positive candidates ( $D_i^+$ ), and irrelevant abstracts for the same note as negative candidates ( $D_i^-$ ). Our bi-encoder achieves a mean precision@10 score of 45.67 on TREC 2016 data in a 5-fold cross-validation setting, which is comparable to state-of-the-art results (Das et al., 2020) and indicates that our dense retriever is fairly accurate.

### 3.1.4 Reranker Model

The reranker model takes a subset of top-ranked documents from both the sparse and dense retrieval models and rescores them. As described earlier, our goal is to use a stronger similarity model, prioritizing ranking performance over efficiency. Therefore, we use a BERT-based cross-encoder model for reranking. Given a query clinical note  $Q$  and an abstract document  $D_i$ , we run a BERT-based encoder over the concatenation of both ( $[CLS] Q [SEP] D_i [SEP]$ ) to compute an embedding  $E_{QD_i}$ . This embedding is then run through a linear layer to produce a relevance score. The model is trained using cross-entropy loss with respect to document relevance labels.

Similar to the bi-encoder model, we use PubMedBERT as the encoder and train the cross-encoder model on the TREC 2016 clinical decision support dataset. Our cross-encoder achieves a mean precision@10 score of 48.33 on TREC 2016 in a 5-fold cross-validation setting, which is also comparable to state-of-the-art performance on TREC CDS 2016 (Das et al., 2020). From the top-ranked documents returned by the cross-encoder reranker, our pipeline selects the top  $k$  documents<sup>6</sup> and passes them alongside the patient clinical note to the outcome prediction module, which we describe next.

## 3.2 Outcome Prediction Module

The goal of this module is to compute an aggregate representation from the set of top  $k$  abstracts relevant to the clinical note, and then predict the outcome of interest using this aggregate representation and the note representation.

### 3.2.1 Aggregation Strategies

Let  $Docs(Q) = D_1, \dots, D_k$  be the set of relevant abstracts retrieved for clinical note  $Q$  and  $BERT(X)$  be the encoder function that returns

<sup>6</sup>We treat  $k$  as a hyperparameter in our system, see appendix C for details.

an embedding  $E_X$  given a document  $X$ . We experiment with four different strategies to compute an aggregate literature representation for  $Docs(Q)$ , which we denote by  $LR(Q)$ .

**Averaging.** Averaging encoder representations for all abstracts as follows:

$$LR(Q) = \frac{1}{k} \sum_{i=1}^k BERT(D_i) \quad (3)$$

**Weighted Averaging.** Weighted average of encoder representations for all abstracts computed as follows:

$$LR(Q) = \frac{1}{\sum_{i=1}^k w_i} \sum_{i=1}^k w_i \cdot BERT(D_i) \quad (4)$$

where weights  $w_i$  are the relevance scores computed by the reranker. The final outcome is computed by concatenating note representation  $BERT(Q)$  with  $LR(Q)$  and running this through a linear layer.

Instead of averaging encoder representations, the remaining strategies concatenate the note representation with the representation of every abstract ( $E_{QD_i} = [BERT(Q); BERT(D_i)]$ ), run outcome prediction  $k$  times and aggregate output probabilities.

**Soft Voting.** Averaging per-class probabilities from  $k$  outcome prediction runs as follows

$$p(y = c) = \frac{1}{k} \sum_{i=1}^k p(y = c | E_{QD_i}) \quad (5)$$

**Weighted Voting.** Weighted average of per-class probabilities from  $k$  outcome predictions runs

$$p(y = c) = \frac{1}{\sum_{i=1}^k w_i} \sum_{i=1}^k w_i \cdot p(y = c | E_{QD_i}) \quad (6)$$

## 4 Experiments & Results

We test our literature-augmented outcome prediction system on the task of predicting clinical outcomes from patient admission notes. Predicting outcomes from admission notes can help with early identification of at-risk patients and assist hospitals in resource planning by indicating how long patients may require hospital/ICU beds, ventilators etc. (van Aken et al., 2021).

Outcome	0	1	2	3
PMV	3,776	3,335	-	-
MOR	43,609	5,136	-	-
LOS	5,596	16,134	13,391	8,488

(a) Class distribution for all clinical outcomes. For PMV, classes 0 and 1 refer to cases that don't/do require prolonged ventilation. For MOR, classes 0 and 1 refer to patient that don't/do die in admission. For LOS, classes refer to stay lengths of <3 days, 3 to 7 days, 1 to 2 weeks, and >2 weeks respectively.

Outcome	Train	Dev	Test
PMV	5,691	712	708
MOR	33,997	4,918	9,830
LOS	30,421	4,391	8,797

(b) Training, development and test splits.

Outcome	#Articles
PMV	81,311
MOR	90,125
LOS	93,594

(c) Total number of PubMed articles for all clinical outcomes contained in our outcome-specific index.

## 4.1 Clinical Outcomes

We evaluate our system on three clinical outcomes:

- **PMV:** Prolonged mechanical ventilation prediction is the task of identifying whether a patient will require long-term ventilation (i.e. >7 days) (Huang et al., 2020).
- **MOR:** In-hospital mortality prediction is the task of identifying whether a patient will survive their current admission (van Aken et al., 2021).
- **LOS:** Length of stay prediction is the task of identifying how long a patient will need to stay in the hospital. We follow van Aken et al. (2021) and group patients into four major categories regarding length of stay based on clinician recommendations: Less than 3 days, 3 to 7 days, 1 to 2 weeks, and >2 weeks.

PMV and MOR are binary classification tasks, while LOS is a multi-class classification task. We predict these outcomes from patient admission notes extracted from the MIMIC III v1.4 database (Johnson et al., 2016), which contains de-identified EHR data including clinical notes in English from the Intensive Care Unit (ICU) of the Beth Israel

Deaconess Medical Center in Massachusetts between 2001 and 2012. For PMV, we follow the cohort selection process from Huang et al. (2020) while for MOR and LOS, we follow van Aken et al. (2021), resulting in the data splits shown in Table 1b. Tables 1a and 1c show the class distributions and numbers of relevant PubMed articles for all three clinical outcomes.

## 4.2 Selecting the Encoder Language Model

Since the encoder used for outcome prediction needs to produce representations for both clinical notes and relevant abstracts, we need to choose BERT-based language models that have been trained on *both* biomedical and clinical text. We evaluate the following language models on outcome prediction (without literature augmentation) to choose a suitable encoder:

- **ClinicalBERT** (Alsentzer et al., 2019): ClinicalBERT further pretrains BioBERT (Lee et al., 2020), a biomedical language model, on EHR notes from MIMIC III. We evaluate both versions: one trained on discharge summary notes only, and one trained on both discharge summaries and nursing notes.
- **CORE** (van Aken et al., 2021): CORE further pretrains BioBERT using a clinical outcome pretraining objective, which is a variant of NSP (next sentence prediction) focused on learning relations between sentences describing admissions and outcomes. CORE jointly trains on EHR notes and biomedical articles from several sources .
- **BLUEBERT** (Peng et al., 2019): BLUEBERT further pretrains BERT (Devlin et al., 2019) jointly on EHR notes from MIMIC and PubMed abstracts, instead of sequential pretraining like ClinicalBERT.
- **UMLSBERT** (Michalopoulos et al., 2021): UMLSBERT further pretrains ClinicalBERT on EHR notes from MIMIC, with tweaks to the architecture and pretraining objective to incorporate conceptual knowledge from the Unified Medical Language System (UMLS) Metathesaurus (Schuyler et al., 1993).

Note that in this experiment, we try to predict clinical outcomes from patient admission notes only, without incorporating literature. We also use

LM	PMV		MOR		LOS	
	AUROC	Micro F1	AUROC	Micro F1	AUROC	Micro F1
ClinicalBERT (Full)	54.66	53.93	81.78	86.34	70.94	40.00
ClinicalBERT (Disc.)	54.91	54.21	81.78	86.34	71.44	40.36
CORe	54.98	54.35	81.58	84.85	69.15	37.94
BLUEBERT	56.60	55.34	82.40	84.75	<b>71.87</b>	<b>41.93</b>
UMLSBERT	<b>57.42</b>	<b>55.48</b>	<b>83.31</b>	<b>87.29</b>	71.60	41.84

Table 2: Performance of various language models trained on clinical and biomedical text on all clinical outcomes. For ClinicalBERT, Disc. and Full refer to variants trained on discharge summaries only and both discharge summaries and nursing notes respectively.

Model	PMV			MOR			LOS		
	AUROC	Micro F1	Macro F1	AUROC	Micro F1	Macro F1	AUROC	Micro F1	Macro F1
BLUEBERT	54.27	53.25	51.64	81.49	89.11	<b>62.69</b>	<b>73.22</b>	45.66	<b>44.18</b>
+Avg	57.21	54.66	52.32	83.90	90.52	61.62	71.66	45.22	40.66
+SVote	<b>58.16</b>	<b>56.07</b>	52.63	84.21	<b>90.60</b>	61.00	72.54	<b>46.02</b>	42.46
+WVote	57.71	57.91	<b>56.67</b>	84.00	90.45	61.02	71.49	44.82	39.55
+WAvg	57.59	55.65	52.21	<b>84.26</b>	90.44	60.49	72.58	45.90	42.39
UMLSBERT	56.44	56.07	<b>54.97</b>	83.34	87.93	66.93	72.19	43.12	42.20
+Avg	58.36	<b>56.50</b>	54.62	84.02	90.41	60.28	72.25	45.61	41.58
+SVote	55.92	54.66	50.94	83.30	84.82	<b>67.23</b>	72.14	45.55	42.12
+WVote	<b>59.43</b>	56.07	54.26	<b>84.65</b>	<b>90.62</b>	62.93	<b>72.71</b>	<b>46.44</b>	<b>42.71</b>
+WAvg	59.30	<b>56.50</b>	53.70	83.59	90.35	59.61	71.02	44.58	39.95

Table 3: Performance of baseline and literature-augmented outcome prediction models on all clinical outcomes

weighted cross-entropy loss to manage class imbalance (further details in Appendix B). Table 2 shows the performance of the above language model variants on the validation sets for all three clinical outcomes. Based on these results, we select BLUEBERT and UMLSBERT, the top-performing language models, for our remaining experiments.

### 4.3 Literature Augmentation Results

We provide two sets of results: for overall performance, and for high-confidence predictions.

**Overall Performance** Table 3 shows the overall performance of our literature-augmented outcome prediction system on all three clinical outcomes. We test our system using both UMLSBERT and BLUEBERT as encoders, as well as all four literature aggregation strategies. We report three metrics for each setting: (i) area under the receiver operating characteristic (AUROC), (ii) micro-averaged F1 score, and (iii) macro-averaged F1 score. From Table 3, we observe that incorporating literature leads to performance improvements on two of three clinical outcomes, prolonged mechanical ventilation and mortality. On length of stay prediction, results are more mixed, with minor improvements on micro F1 but no improvements on other metrics. Comparing BLUEBERT and UMLSBERT,

variants that use UMLSBERT do slightly better on prolonged mechanical ventilation and mortality, while results on length of stay are more mixed. Comparing across literature aggregation strategies, there is no clear winner, though voting-based strategies seem to have a slight advantage, especially on UMLSBERT.

**Evaluating High-Confidence Predictions** In addition to standard evaluation, we evaluate the top 10% high-confidence predictions per class for all models (precision/recall@TOP-K), informative for two key reasons. First, when using automated outcome prediction systems in a clinical setting, it is reasonable to only consider raising alarms for high-confidence positive predictions to avoid alarm fatigue (Sendelbach and Funk, 2013). Second, high-confidence predictions for both positive and negative classes can be used to reliably assist with hospital resource management (e.g., predicting future ventilation and hospital bed needs).

Tables 4a and 7 show the precision/recall@TOP-K scores for all models on prolonged mechanical ventilation, mortality, and length of stay prediction. In Table 4a, we see that our literature-augmented models achieve much higher precision scores than the baseline (~9-12 points higher in most cases) for the negative class in prolonged mechanical ventila-

Model	No PMV		PMV	
	Prec@10	Rec@10	Prec@10	Rec@10
<b>BLUEBERT</b>	52.86	9.95	55.71	11.61
+Avg	64.29	12.1	60.0	12.5
+SVote	61.43	11.56	64.29	13.39
+WVote	62.86	11.83	52.86	11.01
+WAvg	58.57	11.02	52.86	11.01
<b>UMLSBERT</b>	58.57	11.02	57.14	11.90
+Avg	67.14	12.63	64.29	13.39
+SVote	61.43	11.56	62.86	13.1
+WVote	64.29	12.1	64.29	13.39
+WAvg	68.57	12.9	62.86	13.1

(a) Precision and recall scores for top 10% high-confidence predictions per class (precision/recall@TOP-K) for PMV.

Model	No MOR		MOR	
	Prec@10	Rec@10	Prec@10	Rec@10
<b>BLUEBERT</b>	99.8	11.15	46.39	23.62
+Avg	99.59	11.13	68.91	17.81
+SVote	99.69	11.14	73.39	16.55
+WVote	99.59	11.13	68.36	16.94
+WAvg	99.8	11.15	69.46	16.07
<b>UMLSBERT</b>	99.8	11.15	42.06	39.21
+Avg	99.59	11.13	69.07	15.78
+SVote	99.8	11.15	40.69	38.72
+WVote	99.49	11.12	68.44	19.94
+WAvg	100.0	11.17	68.92	14.81

(b) Precision and recall scores for top 10% high-confidence predictions per class (precision/recall@TOP-K) for MOR.

tion. We also see higher precision scores than the baseline for the positive class ( $\sim 5$ -9 points higher in most cases). This is a strong indicator that our literature-augmented pipeline might offer more utility for prolonged mechanical ventilation detection in a clinical setting than using EHR notes only. Table 4b shows similarly encouraging trends for mortality prediction. The mortality prediction dataset is the most skewed of the three datasets, and therefore we do not see much performance difference across models on the negative class. However, on the positive class, our literature-augmented models show dramatic increase in precision. In particular, BLUEBERT-based literature models show an increase in precision of  $\sim 22$ -27 points, at the expense of only  $\sim 6$ -7 point drop in recall relatively to non-literature models. This also indicates that literature-augmented mortality prediction might be more precise and reliable in a clinical setting than using clinical notes alone. From Table 7 (Appendix D), we can see that for length of stay prediction, our models show clear gains ( $\sim 2$ -5 points) on classes 1 and 2 (i.e.,  $\geq 3$  and  $\leq 7$  days, and  $> 7$  and  $\leq 14$  days), and minor gains for some variants on class 3 ( $> 14$  days). We also perform an alternate evaluation in which we only score predictions from our literature-augmented models that show a rela-

tive confidence increase of at least 10% over the baseline prediction, presented in Appendix D.

## 5 Analysis and Discussion

Given the improved performance of our system, we dig deeper into the utility of the retrieved literature and cases where adding literature is particularly helpful.

**Diversity of retrieved literature.** As a preliminary analysis, we evaluate the diversity of the abstracts retrieved for admission notes in our datasets, as a proxy for the degree to which literature is personalized to specific patient cases. For the 100 most frequently retrieved abstracts for each clinical outcome, Figures 3a, 3b and 3c in Appendix D show histograms of the proportion patients (notes) for which these abstracts are relevant. From these histograms, we see a stark difference for LOS which is much less diverse than both PMV and MOR, indicating that the literature retrieved for length of stay prediction may be less personalized to patient cases than the literature retrieved for other outcomes. We leave to future work exploration of diversifying retrieved papers across patients and examining the effect on outcome prediction performance.

**Qualitative examination of retrieved literature.** We examine literature retrieved for cases in which our model shows large confidence increases over the baseline. We look at increases in both directions, i.e. cases in which adding literature resulted in a confidence increase in the *correct* outcome label (good), as well as cases in which adding literature resulted in a confidence increase in the *incorrect* outcome label (bad). Tables 5 and 10 (in appendix) show randomly picked examples of retrieved literature for both cases. As seen in Table 5, for correct outcome cases, retrieved literature matches patient characteristics (especially current condition) and includes evidential links between outcome of interest and patient conditions/treatment. For example, in the first case, the retrieved abstract provides evidence that patients with cirrhosis have high chances of dying within the first 48 hours of intubation, entails the patient might not undergo prolonged ventilation. This example establishes a fairly direct link between patient condition and outcome, but evidence may not always be direct. In the second case, the abstract lists comorbidities that are associated with in-hospital mortality (outcome of interest). However, none of these are present in the patient under



Patient EHR	Retrieved Abstract	Evidence Type	Outcome
<b>CHIEF COMPLAINT:</b> liver transplant <b>PRESENT ILLNESS:</b> ...s/p liver transplant...Dx: ESLD secondary to alcoholic cirrhosis. <b>MEDICAL HISTORY:</b> EtOH Cirrhosis	...Retrospective review of data of 73 consecutive patients with cirrhosis requiring MV...majority of patients, 51/64 (79.7%), dying in the first 48 hours of intubation...	Direct relationship between condition and outcome	No PMV
<b>CHIEF COMPLAINT:</b> Aortic dissection <b>PRESENT ILLNESS:</b> ...72-year-old woman...chest pain...had type A aortic dissection...an intramural hematoma...proceed with surgery... <b>MEDICAL HISTORY:</b> HTN Renal failure	Acute type A aortic dissection presents a formidable challenge...identify the most important variables associated with in-hospital mortality in patients undergoing surgery for this condition...suggests that CPB time, diabetes mellitus and postoperative bleeding are the main determinants of in-hospital death.	Known outcome indicators are <b>not</b> present in patient	No MOR
<b>CHIEF COMPLAINT:</b> Dyspnea, fever <b>PRESENT ILLNESS:</b> 58F w/ HCV cirrhosis...requiring BiPAP, ultimately urgent intubation...pt was extubated...more short of breath... <b>MEDICAL HISTORY:</b> HCV cirrhosis,...,Chronic bronchitis	...study identifies specific predictors of increased mortality and resource utilization in cirrhotic patients...Increased LOS in the MICU was associated with mechanical ventilation...	Relationship between ongoing treatment and outcome	LOS >14 days

Table 5: Qualitative examples of retrieved literature for cases where adding literature increases confidence in correct outcome. Case 1 shows an example of retrieved literature that strongly matches patient condition and provides direct evidence linking it to the outcome of interest. Case 2 shows an example with indirect evidence, in which retrieved literature lists outcome indicators, but none of them are present in the patient. Case 3 shows an example of retrieved literature describing a link between patient’s ongoing treatment and outcome of interest.

consideration, which can be taken as weak indication that the patient may survive. Similarly, for the third case, the retrieved abstract mentions that cirrhotic patients may have longer hospital stays if they are on mechanical ventilation. This matches our patient’s treatment history since she has cirrhosis and was briefly intubated and extubated, before experiencing shortness of breath again. Given this, the patient might have a longer length of stay.

Conversely, retrieved literature for incorrect outcome cases often do not match patient characteristics or may not contain evidence relevant to the outcome. We provide several examples and more detailed explanations in Appendix E.

## 6 Conclusion

In this paper we introduced BEEP, a system that automatically retrieves *patient-specific literature* based on intensive care (ICU) EHR notes and uses it to enhance clinical outcome prediction. On three challenging tasks, we obtain substantial improvements over strong recent baselines, seeing dramatic gains in top-10% precision for mortality prediction with a boost of over 25%.

Our hope is that this work will open new research directions into bridging the gap between AI-based clinical models and the Evidence Based Medicine (EBM) paradigm in which medical decisions are based on explicit evidence from the literature. An interesting direction is to incorporate evidence identification and inference (Wallace, 2019; DeYoung et al., 2020) directly into our retrieval and predictive models. Another important question to explore relates to the implications our approach has for increasing AI clinical models’ interpretability.

## References

- Emily Alsentzer, John Murphy, William Boag, Weihung Weng, Di Jindi, Tristan Naumann, and Matthew McDermott. 2019. [Publicly available clinical BERT embeddings](#). In *Proceedings of the 2nd Clinical Natural Language Processing Workshop*, pages 72–78, Minneapolis, Minnesota, USA. Association for Computational Linguistics.
- Willie Boag, Dustin Doss, Tristan Naumann, and Peter Szolovits. 2018. What’s in a note? unpacking predictive value in clinical note representations. *AMIA Summits on Translational Science Proceedings*, 2018:26.

- Wendy W Chapman, Will Bridewell, Paul Hanbury, Gregory F Cooper, and Bruce G Buchanan. 2001. Evaluation of negation phrases in narrative clinical reports. In *Proceedings of the AMIA Symposium*, page 105. American Medical Informatics Association.
- Van Dang, Michael Bendersky, and W Bruce Croft. 2013. Two-stage learning to rank for information retrieval. In *European Conference on Information Retrieval*, pages 423–434. Springer.
- Manirupa Das, Juanxi Li, Eric Fosler-Lussier, Simon Lin, Steve Rust, Yungui Huang, and Rajiv Ramnath. 2020. [Sequence-to-set semantic tagging for complex query reformulation and automated text categorization in biomedical IR using self-attention](#). In *Proceedings of the 19th SIGBioMed Workshop on Biomedical Language Processing*, pages 14–27, Online. Association for Computational Linguistics.
- Jacob Devlin, Ming-Wei Chang, Kenton Lee, and Kristina Toutanova. 2019. [BERT: Pre-training of deep bidirectional transformers for language understanding](#). In *Proceedings of the 2019 Conference of the North American Chapter of the Association for Computational Linguistics: Human Language Technologies, Volume 1 (Long and Short Papers)*, pages 4171–4186, Minneapolis, Minnesota. Association for Computational Linguistics.
- Jay DeYoung, Iz Beltagy, Madeleine van Zuylen, Bailey Kuehl, and Lucy Wang. 2021. [MS<sup>2</sup>: Multi-document summarization of medical studies](#). In *Proceedings of the 2021 Conference on Empirical Methods in Natural Language Processing*. Association for Computational Linguistics.
- Jay DeYoung, Eric Lehman, Benjamin Nye, Iain Marshall, and Byron C Wallace. 2020. Evidence inference 2.0: More data, better models. In *Proceedings of the 19th SIGBioMed Workshop on Biomedical Language Processing*, pages 123–132.
- Hannah Eyre, Alec B Chapman, Kelly S Peterson, Jianlin Shi, Patrick R Alba, Makoto M Jones, Tamara L Box, Scott L DuVall, and Olga V Patterson. 2021. [Launching into clinical space with medspacy: a new clinical text processing toolkit in python](#). In *AMIA Annual Symposium Proceedings 2021*.
- Jinyue Feng, Chantal Shaib, and Frank Rudzicz. 2020. [Explainable clinical decision support from text](#). In *Proceedings of the 2020 Conference on Empirical Methods in Natural Language Processing (EMNLP)*, pages 1478–1489, Online. Association for Computational Linguistics.
- Luyu Gao, Zhuyun Dai, Tongfei Chen, Zhen Fan, Benjamin Van Durme, and Jamie Callan. 2021. Complement lexical retrieval model with semantic residual embeddings. In *European Conference on Information Retrieval*, pages 146–160. Springer.
- Yu Gu, Robert Tinn, Hao Cheng, Michael Lucas, Naoto Usuyama, Xiaodong Liu, Tristan Naumann, Jianfeng Gao, and Hoifung Poon. 2021. Domain-specific language model pretraining for biomedical natural language processing. *ACM Transactions on Computing for Healthcare (HEALTH)*, 3(1):1–23.
- Henk Harkema, John N Dowling, Tyler Thornblade, and Wendy W Chapman. 2009. Context: an algorithm for determining negation, experiencer, and temporal status from clinical reports. *Journal of biomedical informatics*, 42(5):839–851.
- Mohammad Hashir and Rapinder Sawhney. 2020. Towards unstructured mortality prediction with free-text clinical notes. *Journal of Biomedical Informatics*, 108:103489.
- Kexin Huang, Abhishek Singh, Sitong Chen, Edward Moseley, Chih-Ying Deng, Naomi George, and Charolotta Lindvall. 2020. [Clinical XLNet: Modeling sequential clinical notes and predicting prolonged mechanical ventilation](#). In *Proceedings of the 3rd Clinical Natural Language Processing Workshop*, pages 94–100, Online. Association for Computational Linguistics.
- Sarthak Jain, Ramin Mohammadi, and Byron C Wallace. 2019. An analysis of attention over clinical notes for predictive tasks. In *Proceedings of the 2nd Clinical Natural Language Processing Workshop*, pages 15–21.
- Mengqi Jin, Mohammad Taha Bahadori, Aaron Colak, Parminder Bhatia, Busra Celikkaya, Ram Bhakta, Selvan Senthivel, Mohammed Khalilia, Daniel Navarro, Borui Zhang, et al. 2018. Improving hospital mortality prediction with medical named entities and multimodal learning. *arXiv preprint arXiv:1811.12276*.
- Alistair EW Johnson, Tom J Pollard, Lu Shen, H Lehman Li-Wei, Mengling Feng, Mohammad Ghassemi, Benjamin Moody, Peter Szolovits, Leo Anthony Celi, and Roger G Mark. 2016. MIMIC-III, a freely accessible critical care database. *Scientific data*, 3(1):1–9.
- Jinhyuk Lee, Wonjin Yoon, Sungdong Kim, Donghyeon Kim, Sunkyu Kim, Chan Ho So, and Jaewoo Kang. 2020. Biobert: a pre-trained biomedical language representation model for biomedical text mining. *Bioinformatics*, 36(4):1234–1240.
- Eric Lehman, Jay DeYoung, Regina Barzilay, and Byron C Wallace. 2019. Inferring which medical treatments work from reports of clinical trials. In *Proceedings of the 2019 Conference of the North American Chapter of the Association for Computational Linguistics: Human Language Technologies, Volume 1 (Long and Short Papers)*, pages 3705–3717.
- Matthew D Li, Nishanth Thumbavanam Arun, Mishka Gidwani, Ken Chang, Francis Deng, Brent P Little, Dexter P Mendoza, Min Lang, Susanna I Lee,

- Aileen O'Shea, et al. 2020. Automated assessment and tracking of covid-19 pulmonary disease severity on chest radiographs using convolutional siamese neural networks. *Radiology: Artificial Intelligence*, 2(4):e200079.
- George Michalopoulos, Yuanxin Wang, Hussam Kaka, Helen Chen, and Alexander Wong. 2021. [Umls-BERT: Clinical domain knowledge augmentation of contextual embeddings using the Unified Medical Language System Metathesaurus](#). In *Proceedings of the 2021 Conference of the North American Chapter of the Association for Computational Linguistics: Human Language Technologies*, pages 1744–1753, Online. Association for Computational Linguistics.
- Mark Neumann, Daniel King, Iz Beltagy, and Waleed Ammar. 2019. [ScispaCy: Fast and robust models for biomedical natural language processing](#). In *Proceedings of the 18th BioNLP Workshop and Shared Task*, pages 319–327, Florence, Italy. Association for Computational Linguistics.
- Alexander S Niven, Svetlana Herasevich, Brian W Pickering, and Ognjen Gajic. 2019. The future of critical care lies in quality improvement and education. *Annals of the American Thoracic Society*, 16(6):649–656.
- Yifan Peng, Shankai Yan, and Zhiyong Lu. 2019. Transfer learning in biomedical natural language processing: An evaluation of bert and elmo on ten benchmarking datasets. In *Proceedings of the 18th BioNLP Workshop and Shared Task*, pages 58–65.
- Alvin Rajkomar, Eyal Oren, Kai Chen, Andrew M Dai, Nissan Hajaj, Michaela Hardt, Peter J Liu, Xiaobing Liu, Jake Marcus, Mimi Sun, et al. 2018. Scalable and accurate deep learning with electronic health records. *NPJ Digital Medicine*, 1(1):1–10.
- Kirk Roberts, Dina Demner-Fushman, Ellen M. Voorhees, and William R. Hersh. 2016. [Overview of the TREC 2016 clinical decision support track](#). In *Proceedings of The Twenty-Fifth Text REtrieval Conference, TREC 2016, Gaithersburg, Maryland, USA, November 15-18, 2016*, volume 500-321 of *NIST Special Publication*. National Institute of Standards and Technology (NIST).
- Kirk Roberts, Matthew S Simpson, Ellen M Voorhees, and William R Hersh. 2015. Overview of the trec 2015 clinical decision support track. In *TREC*.
- David L Sackett, William MC Rosenberg, JA Muir Gray, R Brian Haynes, and W Scott Richardson. 1996. Evidence based medicine: what it is and what it isn't.
- Guergana K Savova, James J Masanz, Philip V Ogren, Jiaping Zheng, Sunghwan Sohn, Karin C Kipper-Schuler, and Christopher G Chute. 2010. Mayo clinical text analysis and knowledge extraction system (ctakes): architecture, component evaluation and applications. *Journal of the American Medical Informatics Association*, 17(5):507–513.
- Peri L Schuyler, William T Hole, Mark S Tuttle, and David D Sherertz. 1993. The umls metathesaurus: representing different views of biomedical concepts. *Bulletin of the Medical Library Association*, 81(2):217.
- Sue Sendelbach and Marjorie Funk. 2013. Alarm fatigue: a patient safety concern. *AACN advanced critical care*, 24(4):378–386.
- Matthew S Simpson, Ellen M Voorhees, and William Hersh. 2014. Overview of the trec 2014 clinical decision support track. Technical report, LISTER HILL NATIONAL CENTER FOR BIOMEDICAL COMMUNICATIONS BETHESDA MD.
- Alberto Ueda, Rodrygo L. T. Santos, Craig Macdonald, and Iadh Ounis. 2021. [Structured fine-tuning of contextual embeddings for effective biomedical retrieval](#). In *Proceedings of the 44th International ACM SIGIR Conference on Research and Development in Information Retrieval, SIGIR '21*, page 2031–2035, New York, NY, USA. Association for Computing Machinery.
- Özlem Uzuner, Brett R South, Shuying Shen, and Scott L DuVall. 2011. 2010 i2b2/va challenge on concepts, assertions, and relations in clinical text. *Journal of the American Medical Informatics Association*, 18(5):552–556.
- Betty van Aken, Jens-Michalis Papaioannou, Manuel Mayrdorfer, Klemens Budde, Felix Gers, and Alexander Loeser. 2021. [Clinical outcome prediction from admission notes using self-supervised knowledge integration](#). In *Proceedings of the 16th Conference of the European Chapter of the Association for Computational Linguistics: Main Volume*, pages 881–893, Online. Association for Computational Linguistics.
- Jean-Louis Vincent. 2004. Evidence-based medicine in the icu: important advances and limitations. *Chest*, 126(2):592–600.
- Ellen Voorhees, Tasmeeer Alam, Steven Bedrick, Dina Demner-Fushman, William R Hersh, Kyle Lo, Kirk Roberts, Ian Soboroff, and Lucy Lu Wang. 2021. Trec-covid: constructing a pandemic information retrieval test collection. In *ACM SIGIR Forum*, volume 54, pages 1–12. ACM New York, NY, USA.
- Byron C Wallace. 2019. What does the evidence say? models to help make sense of the biomedical literature. In *IJCAI: proceedings of the conference*, volume 2019, page 6416. NIH Public Access.
- Yu Wang, Jinchao Li, Tristan Naumann, Chenyan Xiong, Hao Cheng, Robert Tinn, Cliff Wong, Naoto Usuyama, Richard Rogahn, Zhihong Shen, et al. 2021. Domain-specific pretraining for vertical search: Case study on biomedical literature. In *Proceedings of the 27th ACM SIGKDD Conference on Knowledge Discovery & Data Mining*, pages 3717–3725.

## A PubMed Queries Per Outcome

Following are the MeSH terms that we use to retrieve literature from PubMed to construct the outcome-specific index for each clinical outcome under consideration:

- **Prolonged Mechanical Ventilation (PMV):** “Respiration, Artificial”. We also query using the terms “Ventilation, Mechanical” and “Ventilator Weaning” but do not find any new results.
- **In-Hospital Mortality (MOR):** “Hospital Mortality”, “Mortality+Humans+Risk Factors”. Note that the “+” operator is interpreted as AND by PubMed search.
- **Length of Stay (LOS):** “Length of Stay”. All other MeSH terms from the tagger are aliases of this term.

## B Implementation Details

**Entity extraction model:** We use ClinicalBERT (Alsentzer et al., 2019) as the language model to train our i2b2 entity extractor. Table 6 shows the performance of our model on the i2b2 2010 test set. These numbers are close to the exact F1 scores reported by Alsentzer et al. (2019) on i2b2 2010 (87.8).

Category	Exact F1
Overall	86.66
Test	87.48
Problem	86.53
Treatment	86.03

Table 6: Entity extraction model performance on i2b2 2010 test set

**Entity filtering model:** We use the implementation of ConText negated entity detection algorithm provided by medspaCy (Eyre et al., 2021).

**Outcome prediction module training:** We use a weighted cross-entropy loss function to handle class imbalance. Given a dataset with  $N$  total examples,  $c$  classes and  $n_i$  examples in class  $i$ , class weights are computed as follows:

$$w_i = \frac{N}{c * n_i} \quad (7)$$

We use Adam optimizer, treating initial learning rate as a hyperparameter. All models are imple-

mented in PyTorch, and we use Huggingface implementations for all pretrained language models.

## C Hyperparameter Tuning

We do a grid search over the following hyperparameter values for each aggregation:

**Learning Rate (LR):** [5e-4, 1e-5, 5e-5, 1e-6, 5e-6]

**Number of top abstracts (k):** [1, 5, 10]

**Gradient accumulation steps (GA):** [10, 20]

This hyperparameter grid stays consistent across all outcome prediction experiments.

## D Analyzing High Confidence Increases Over Baseline

Finally, we also examine an alternate way of using high-confidence predictions made by our models. We run both baseline and literature-augmented systems, and only consider predictions from the literature-augmented system that show a high increase in confidence, such as  $> 10\%$  increase relative to the baseline predictions for the same cases. Tables 8 and 9 show the precision scores of all models on prolonged mechanical ventilation and mortality in this setting. We can see that precision scores in this setting are fairly high, especially for the negative class in mortality prediction. Most averaging variants also do well on the positive class in mortality prediction.

## E Qualitative Examination of Literature For Incorrect Outcome Cases

From Table 10, we can see that retrieved literature for wrong outcome cases often does not match patient characteristics. The first case discusses a patient who has had an ICD firing incident, but the retrieved literature discusses ICD implantation therapy. While related, there is no discussion of the impact of ICD firing on various clinical outcomes.

For the second case, we see that the retrieved article discusses strokes in general, without matching any of the patient’s indications or demographic characteristics. Moreover, the outcome of interest (mortality) is mentioned briefly, but links between the outcome and patient conditions are not studied. Finally, the third case provides an example of a common phenomenon we observe. There are a fair number of review articles retrieved that do not have strong evidential statements in the abstract. For the third case, the retrieved abstract discusses the need for early triage/transfer (which could lead to

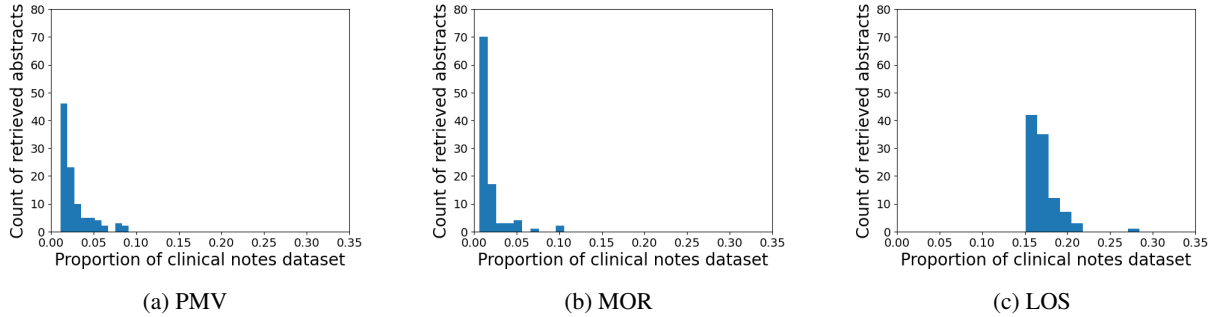


Figure 3: Proportion of admission notes associated with the 100 most highly retrieved abstracts for each clinical outcome. From these graphs, we can see that frequently-retrieved abstracts for LOS are associated with a larger proportion of cases from the dataset, than frequently retrieved abstracts for PMV and MOR (indicative of lower literature diversity in LOS).

Model	<3 days		≥3 and ≤7 days		>7 and ≤14 days		>14 days	
	Prec@10	Rec@10	Prec@10	Rec@10	Prec@10	Rec@10	Prec@10	Rec@10
<b>BLUEBERT</b>	47.6	37.11	61.09	16.14	44.98	14.15	50.74	26.93
+Avg	54.23	24.0	60.64	16.02	45.45	14.49	49.48	25.66
+SVote	54.48	27.12	62.12	16.41	46.38	14.97	51.33	26.87
+WVote	55.73	21.68	61.66	16.29	46.68	12.78	47.99	25.18
+WAvg	52.48	28.28	60.75	16.05	47.33	15.12	51.03	26.99
<b>UMLSBERT</b>	47.33	37.11	59.95	15.84	44.83	13.04	48.92	25.97
+Avg	53.08	26.14	60.41	15.96	48.3	15.27	49.6	26.03
+SVote	52.37	28.55	59.5	15.72	44.38	14.38	49.36	25.72
+WVote	57.22	27.21	64.28	16.98	45.43	14.78	50.4	26.33
+WAvg	52.86	20.61	59.84	15.81	44.9	14.38	48.44	25.24

Table 7: Precision and recall scores for top 10% high-confidence predictions per class (precision/recall@TOP-K) for LOS.

<b>Model</b>	<b>No PMV</b>	<b>PMV</b>
<b>BLUEBERT+Avg</b>	55.47	57.48
<b>BLUEBERT+SVote</b>	56.82	55.56
<b>BLUEBERT+WVote</b>	62.50	62.67
<b>BLUEBERT+WAvg</b>	56.34	61.29
<b>UMLSBERT+Avg</b>	63.71	60.71
<b>UMLSBERT+SVote</b>	50.39	65.62
<b>UMLSBERT+WVote</b>	61.83	59.09
<b>UMLSBERT+WAvg</b>	57.80	63.33

Table 8: Precision on PMV, when considering cases for which literature-augmented models achieve >10% increase in prediction confidence over baseline.

<b>Model</b>	<b>No MOR</b>	<b>MOR</b>
<b>BLUEBERT+Avg</b>	87.91	69.77
<b>BLUEBERT+SVote</b>	87.49	75.00
<b>BLUEBERT+WVote</b>	86.99	76.09
<b>BLUEBERT+WAvg</b>	87.29	77.68
<b>UMLSBERT+Avg</b>	85.33	83.33
<b>UMLSBERT+SVote</b>	90.33	31.01
<b>UMLSBERT+WVote</b>	86.66	52.17
<b>UMLSBERT+WAvg</b>	85.29	60.00

Table 9: Precision on MOR, when considering cases for which literature-augmented models achieve >10% increase in prediction confidence over baseline.

low length of stay), but then do not provide any conclusive evidence.

Patient EHR	Retrieved Abstract	Evidence Type	Outcome
<p><b>CHIEF COMPLAINT:</b> ICD firing  <b>PRESENT ILLNESS:</b> 57 yo M presenting s/p ICD discharges...shocks preceded by prodrome of dizziness,...and was shocked once...Has not had ICD firing prior to these events since implant  <b>MEDICAL HISTORY:</b> Heart failure...</p>	<p>...assess if selected clinical markers of organ dysfunction were associated with increased 1-year mortality despite ICD therapy...Clinical markers of liver dysfunction, recent mechanical ventilation, and renal impairment were independently associated with increased 1 year mortality...</p>	<p>Weak condition match, condition-outcome pair not studied</p>	<p>PMV</p>
<p><b>CHIEF COMPLAINT:</b> acute onset right hemiplegia and aphasia  <b>PRESENT ILLNESS:</b> 84yo M...acute onset of inability to speak and right hemiplegia...head CT showed dense L MCA and hypodensities in left inferior frontal lobe and left corona radiata.  <b>MEDICAL HISTORY:</b> HTN Afib, off coumadin...</p>	<p>Stroke is indicated by an abrupt manifestation of neurologic deficits secondary to an ischemic or hemorrhagic insult to a region of the brain...ranked as the third leading cause of death in the United States...report shows that despite the use of antithrombotic and/or antiplatelet aggregating drugs, the key to stroke management is primary prevention.</p>	<p>No cohort match, condition-outcome pair not studied</p>	<p>MOR</p>
<p><b>CHIEF COMPLAINT:</b> Substernal chest pain  <b>PRESENT ILLNESS:</b> ...62 yo M...no prior cardiac history... substernal CP... mild SOB, nausea, diaphoresis and numbness in left arm...  <b>MEDICAL HISTORY:</b> foot surgery 2 weeks ago ?COPD ?gastritis?</p>	<p>..rising health care costs have created pressures to increase efficiency of coronary care units. Possible strategies seek to decrease resource use by identifying low-risk patients for initial triage or early transfer to lower levels of care...</p>	<p>No cohort match, no evidence for outcome</p>	<p>LOS &lt;3 days</p>

Table 10: Qualitative examples of retrieved literature for cases where adding literature increases confidence in incorrect outcome. Case 1 shows an example of retrieved literature that has a weak match with patient condition, but no evidence linking condition to outcome. Case 2 shows an example in which retrieved literature does not match patient case or contain evidence for outcome. Case 3 shows an example of a review article that again does not match patient case or provide outcome evidence.